

FEDERAL ELECTION COMMISSION



Press Office
999 E Street, N.W., Washington, D.C. 20463
Phone: 202-219-4155 Toll Free 800-424-9530

FOR IMMEDIATE RELEASE
MARCH 31, 1995

IAN STIRTON
RON HARRIS
SHARON SNYDER
KELLY HUFF

PAC ACTIVITY IN 1994 ELECTIONS REMAINS AT 1992 LEVELS

WASHINGTON -- Financial activity by PACs during the 1993-94 cycle showed little change when compared to the previous two-year cycle, according to a new study released today by the Federal Election Commission. This followed an increase of 19% from 1990 to 1992, due, in part, to an unusual combination of factors such as reapportionment, redistricting and a large number of highly competitive open seats. Some of these factors were not present in 1994.

Although total PAC contributions remained fairly constant, there were some notable changes in patterns of PAC giving. For instance, while contributions to House Democratic incumbents increased 10%, from \$64.3 million in 1992, to \$71.1 million in 1994, contributions to Republican House challengers increased 48%, from \$4.4 million in 1992 to \$6.5 million in 1994. Contributions to Democratic House challengers decreased 19%, from \$7.7 million in the 1992 cycle to \$6.2 million in 1994.

While Democrats continued to receive a much higher percentage of PAC contributions than Republicans, their total was \$3.3 million less than in the previous election cycle. Contributions to Republicans were up \$3.7 million. The following chart provides PAC contribution amounts and percentages by political party over five election cycles.

		AMOUNT AND PERCENTAGE OF PAC CONTRIBUTIONS GIVEN BY PARTY									
		1991-94		1991-92		1988-90		1987-88		1985-86	
SENATE	DEMOCRAT	\$23.7	(51%)	\$29.0	(57%)	\$20.2	(49%)	\$24.2	(55%)	\$20.2	(45%)
	REPUBLICAN	\$23.0	(49%)	\$22.2	(43%)	\$21.0	(51%)	\$21.5	(45%)	\$25.1	(55%)
HOUSE	DEMOCRAT	\$88.1	(67%)	\$85.4	(67%)	\$72.2	(66%)	\$67.4	(66%)	\$54.7	(63%)
	REPUBLICAN	\$43.7	(33%)	\$41.7	(33%)	\$36.2	(33%)	\$34.7	(34%)	\$32.6	(37%)

According to the FEC's report, which included activity occurring between January 1, 1993, and December 31, 1994, PACs raised \$391 million, (up 1% over 1992), and spent \$387.4 million, (down 2% from 1992) during the cycle. Of the total spent, PACs contributed \$189.4 million to federal candidates, with \$178.8 million of that total contributed to candidates seeking election in 1993-94.

Contributions to 1994 Senate campaigns declined 8.6% from 1992, while PAC contributions to House races increased 3.7%. The following table shows the total amount as well as the

-more-

distribution of PAC contributions between Senate and House candidates over nine election cycles.

<u>PAC CONTRIBUTIONS</u>	<u>93-94</u>	<u>91-92</u>	<u>89-90</u>	<u>87-88</u>	<u>85-86</u>	<u>83-84</u>	<u>81-82</u>	<u>79-80</u>	<u>77-78</u>
All Federal Candidates	\$189.40	\$188.70	\$159.30	\$159.20	\$139.80	\$113.00	\$87.60	\$60.20	\$35.20
'94 Candidates	\$178.80	\$179.20	\$149.80	\$151.20	\$132.70	\$105.30	\$83.60	\$55.20	\$34.10
Senate	\$46.70	\$51.10	\$41.20	\$45.70	\$45.30	\$29.70	\$22.50	\$17.30	\$9.70
House	\$132.10	\$127.30	\$108.60	\$102.20	\$87.40	\$75.70	\$61.10	\$37.90	\$24.40

Incumbents continued to receive the bulk of PAC contributions. The following table shows the distribution of contributions to incumbents, challengers, and open seat races over five election cycles.

	<u>AMOUNT AND PERCENTAGE OF PAC CONTRIBUTIONS</u> <u>ACCORDING TO CANDIDATE STATUS</u>									
	<u>1993-94</u>		<u>1991-92</u>		<u>1989-90</u>		<u>1987-88</u>		<u>1985-86</u>	
Incumbents	\$137.5	(73%)	\$135.3	(72%)	\$125.8	(79%)	\$118.2	(74%)	\$96.2	(69%)
Challengers	\$18.8	(10%)	\$22.9	(12%)	\$16.2	(10%)	\$18.9	(12%)	\$19.9	(14%)
Open Seats	\$32.9	(17%)	\$30.7	(16%)	\$17.1	(11%)	\$22.2	(14%)	\$23.8	(17%)

In addition to contributions, PACs made independent expenditures totaling \$4.7 million, of which \$4.4 million was spent on behalf of or against 1993-94 candidates. This was a decline of 50% from the \$6.6 million spent independently on 1992 Congressional races. The American Medical Association PAC and the Realtors PAC, which together had spent over \$2 million in independent expenditures in 1992 and spent nothing in 1994, were largely responsible for this decrease.

The following pages provide comprehensive data on PAC financial activity for the 1993-94 election cycle and comparable summary statistics for seven previous election cycles. The tables on pages 9-10 show the distribution of PACs by total amount spent and total contributed to candidates. For example, these tables show that while 40% of all PACs spent less than \$5,000 each, the 1.5% which spent more than \$1 million represented almost 39% of all PAC spending. Finally, the rankings of the "Top 50" money raisers and spenders are listed, as well as those PAC's which reported large increases or declines in financial activity since 1991-92. There are some new PACs included in the list showing the largest increase in activity while some other prominent PACs are now on the list showing the largest decline.

(NOTE: This release pertains only to PAC activity for federal election purposes. New FEC regulations, effective January 1, 1991, require PACs to also report all money raised and spent for shared federal and non-federal activities. During 1993-94, PACs reported raising \$8.0 million and spending \$9.3 million for the non-federal share of such activities. This activity is NOT part of this release.)

9 / 0 8 0 3 0 1 7 9 4

PAC FINANCIAL ACTIVITY

1983-84

Number	Receipts	Disbursements	Cash-on-Hand	Debits to	Debits by
Corporate	1875 \$114,979,803	\$118,863,106	\$31,184,848	\$286	\$233,801
Labor	371 389,888,088	888,188,788	\$25,547,274	\$123,185	\$105,353
Non-Connected	1315 878,535,445	874,802,128	\$12,708,411	\$448,704	\$8,864,845
Trade/Member/Health	812 988,370,338	984,088,163	\$24,884,825	\$113,378	\$770,568
Cooperative	86 84,377,763	\$4,818,878	\$2,011,400	\$0	\$0
Corporation w/o Stock	148 88,848,760	98,188,813	\$2,741,758	\$7,000	\$336,482
Total	4818 \$391,009,199	\$387,438,867	\$88,886,816	\$864,843	\$11,430,820

Notes:

1. The number of committees included in the top chart are the number of committees reviewed by the FEC for this study. In the bottom chart, the number of committees includes only those which actually made contributions.
2. Receipts and Disbursements have not been adjusted for transfers between affiliated committees.
3. Cash on Hand is as of December 31, 1984 unless the committee ceased reporting earlier in the cycle or has not yet filed all reports.
4. Open Seat races are those in which the incumbent never sought re-election.

PAC CONTRIBUTIONS TO FEDERAL CANDIDATES
January 1, 1983 through December 31, 1984

No. Comm.	Total Contribs	Presidential	Senate	House	Incumbent	Challenger	Open Seat	Democrat	Republican	Other	Expend For	Expend Against
Corporate	1481 \$86,581,788 (\$84,115,938)	\$48,478 \$0	\$24,248,887 (\$20,882,887)	\$45,288,427 (\$43,483,242)	\$53,137,270 (\$47,818,887)	\$5,081,888 (\$4,848,732)	\$11,352,840 (\$11,352,840)	\$34,085,205 (\$31,348,172)	\$35,448,189 (\$32,708,787)	\$87,385 (\$80,870)	\$28,710 (\$19,275)	\$2,504 (\$2,504)
Labor Organization	255 \$41,825,927 (\$40,848,607)	\$34,800 \$0	\$7,740,373 (\$7,278,590)	\$34,051,054 (\$33,371,017)	\$28,225,250 (\$27,251,052)	\$4,014,803 (\$5,812,881)	\$7,585,874 (\$7,585,874)	\$39,807,185 (\$38,883,085)	\$1,758,242 (\$1,525,142)	\$159,900 (\$158,400)	\$103,783 (\$87,224)	\$0 \$0
Non-Connected Org.	500 \$18,048,730 (\$17,328,872)	\$30,881 \$0	\$8,148,808 (\$8,848,751)	\$11,830,203 (\$11,882,121)	\$11,277,117 (\$10,548,480)	\$2,884,748 (\$2,702,844)	\$4,077,868 (\$4,077,868)	\$10,850,533 (\$10,413,378)	\$7,181,832 (\$6,880,313)	\$37,585 (\$35,180)	\$1,482,411 (\$1,381,488)	\$825,078 (\$786,430)
Trade/Member/Health	828 \$52,789,848 (\$50,058,813)	\$4,780 \$0	\$12,832,483 (\$11,381,103)	\$39,882,416 (\$38,872,310)	\$38,344,303 (\$38,708,788)	\$4,835,712 (\$4,428,481)	\$8,919,834 (\$8,919,834)	\$28,298,828 (\$28,816,502)	\$24,448,586 (\$23,082,286)	\$51,125 (\$48,125)	\$1,544,882 (\$1,405,882)	\$222,568 (\$222,281)
Cooperative	80 \$3,042,328 (\$2,868,883)	\$1,800 \$0	\$848,555 (\$840,580)	\$2,384,773 (\$2,328,403)	\$2,854,101 (\$2,481,878)	\$108,727 (\$88,807)	\$278,500 (\$278,500)	\$2,028,878 (\$1,825,853)	\$1,011,150 (\$840,830)	\$2,500 (\$500)	\$0 \$0	\$0 \$0
Corp. w/o Stock	112 \$4,071,108 (\$3,773,734)	\$2,880 \$0	\$1,424,853 (\$1,212,080)	\$2,646,405 (\$2,581,844)	\$2,812,582 (\$2,822,812)	\$430,724 (\$423,030)	\$727,782 (\$727,782)	\$2,453,138 (\$2,281,551)	\$1,613,488 (\$1,478,183)	\$4,500 (\$8,000)	\$18,088 (\$113,039)	\$381,803 (\$328,609)
Total	3008 \$186,370,841 (\$178,782,048)	\$86,384 \$0	\$83,142,889 (\$84,711,811)	\$136,171,278 (\$132,080,237)	\$137,864,833 (\$127,539,545)	\$18,873,700 (\$18,310,278)	\$32,842,208 (\$32,842,208)	\$117,804,888 (\$111,788,222)	\$71,442,888 (\$68,688,651)	\$322,885 (\$309,175)	\$3,277,864 (\$3,028,718)	\$1,441,884 (\$1,348,834)

The top line for each category of PAC contains figures for all candidates.
The second line pertains only to candidates seeking election in 1983-84.

PAC Contributions to Candidates
January 1, 1993-December 31, 1994

	Corporate	Labor	Non-Connected	Trade/Member/ Health	Coop	Corp w/o Stock	Total
Senate(all) 1994 cand	\$24,246,897 (\$20,652,697)	\$7,740,373 (\$7,278,590)	\$6,149,608 (\$5,646,751)	\$12,932,483 (\$11,381,103)	\$648,555 (\$540,580)	\$1,424,953 (\$1,212,090)	\$53,142,869 (\$46,711,811)
Democrat	\$9,182,479 (\$7,752,829)	\$7,396,560 (\$7,030,927)	\$3,316,849 (\$3,057,166)	\$5,577,685 (\$4,865,438)	\$406,525 (\$347,850)	\$754,222 (\$648,595)	\$26,634,320 (\$23,702,805)
Incumbent	\$7,453,401 (\$6,059,565)	\$3,800,542 (\$3,469,300)	\$2,251,075 (\$1,991,517)	\$4,339,812 (\$3,636,935)	\$325,775 (\$266,600)	\$549,146 (\$445,519)	\$18,719,751 (\$15,869,436)
Challenger	\$253,850 (\$218,036)	\$1,723,149 (\$1,688,758)	\$236,278 (\$236,153)	\$282,481 (\$273,111)	\$23,500 (\$24,000)	\$31,850 (\$29,850)	\$2,551,108 (\$2,469,908)
Open Seat	\$1,475,228 (\$1,475,228)	\$1,872,869 (\$1,872,869)	\$829,496 (\$829,496)	\$955,392 (\$955,392)	\$57,250 (\$57,250)	\$173,226 (\$173,226)	\$5,363,461 (\$5,363,461)
Republican	\$15,051,852 (\$12,890,802)	\$341,313 (\$245,663)	\$2,817,409 (\$2,576,235)	\$7,352,798 (\$6,514,165)	\$242,030 (\$192,730)	\$671,731 (\$562,495)	\$26,477,133 (\$22,982,090)
Incumbent	\$7,758,187 (\$5,617,393)	\$245,463 (\$150,063)	\$1,387,523 (\$1,149,888)	\$4,007,116 (\$3,176,683)	\$163,380 (\$114,880)	\$353,436 (\$246,250)	\$13,915,105 (\$10,455,157)
Challenger	\$1,714,486 (\$1,694,230)	\$23,350 (\$23,100)	\$537,829 (\$534,290)	\$816,849 (\$808,649)	\$11,050 (\$10,250)	\$96,185 (\$94,135)	\$3,199,749 (\$3,164,654)
Open Seat	\$5,579,179 (\$5,579,179)	\$72,500 (\$72,500)	\$892,057 (\$892,057)	\$2,528,833 (\$2,528,833)	\$67,600 (\$67,600)	\$222,110 (\$222,110)	\$9,362,279 (\$9,362,279)
Other	\$12,566 (\$9,066)	\$2,500 (\$2,000)	\$15,350 (\$13,350)	\$2,000 (\$1,500)	\$0 \$0	(\$1,000) (\$1,000)	\$31,416 (\$26,916)
Challenger	\$12,150 (\$8,650)	\$2,500 (\$2,000)	\$12,000 (\$10,000)	\$1,000 (\$500)	\$0 \$0	(\$1,000) (\$1,000)	\$0 \$0
Open Seat	\$416 (\$416)	\$0 \$0	\$3,350 (\$3,350)	\$1,000 (\$1,000)	\$0 \$0	\$0 \$0	\$0 \$0

from PAC reports through December 31, 1994

PAC Contributions to Candidates
January 1, 1993-December 31, 1994

	Corporate	Labor	Non- Connected	Trade/Member/ Health	Coop	Corp w/o Stock	Total
<u>House(all)</u>	\$45,288,427	\$34,051,054	\$11,930,203	\$39,862,416	\$2,392,772	\$2,646,405	\$136,171,278
<u>1994 cand</u>	(\$43,463,242)	(\$33,371,017)	(\$11,682,121)	(\$38,675,810)	(\$2,326,403)	(\$2,561,644)	(\$132,080,237)
<u>Democrat</u>	\$24,833,376	\$32,476,125	\$7,523,284	\$22,715,493	\$1,621,153	\$1,699,167	\$90,868,598
	(\$23,593,343)	(\$31,862,138)	(\$7,356,213)	(\$22,051,064)	(\$1,577,703)	(\$1,642,956)	(\$88,083,417)
<u>Incumbent</u>	\$23,023,210	\$22,782,116	\$5,592,267	\$19,270,295	\$1,512,553	\$1,438,424	\$73,618,865
	(\$21,860,045)	(\$22,279,710)	(\$5,426,018)	(\$18,651,516)	(\$1,471,803)	(\$1,385,557)	(\$71,074,649)
<u>Challenger</u>	\$466,014	\$4,157,554	\$658,020	\$1,024,629	\$14,050	\$109,597	\$6,429,864
	(\$389,146)	(\$4,045,973)	(\$657,198)	(\$978,979)	(\$11,350)	(\$106,253)	(\$6,188,899)
<u>Open Seat</u>	\$1,344,152	\$5,536,455	\$1,272,997	\$2,420,569	\$94,550	\$151,146	\$10,819,869
	(\$1,344,152)	(\$5,536,455)	(\$1,272,997)	(\$2,420,569)	(\$94,550)	(\$151,146)	(\$10,819,869)
<u>Republican</u>	\$20,400,147	\$1,417,529	\$4,384,714	\$17,095,798	\$769,120	\$941,738	\$45,009,046
	(\$19,817,995)	(\$1,352,479)	(\$4,304,078)	(\$16,578,121)	(\$748,200)	(\$913,688)	(\$43,714,561)
<u>Incumbent</u>	\$14,855,865	\$1,245,229	\$2,032,846	\$11,682,955	\$655,893	\$567,586	\$31,040,374
	(\$14,332,657)	(\$1,200,079)	(\$1,967,531)	(\$11,199,039)	(\$637,893)	(\$541,586)	(\$29,878,785)
<u>Challenger</u>	\$2,592,967	\$68,250	\$1,278,275	\$2,399,003	\$54,127	\$192,842	\$6,585,464
	(\$2,534,023)	(\$48,350)	(\$1,262,954)	(\$2,365,242)	(\$51,207)	(\$190,792)	(\$6,452,568)
<u>Open Seat</u>	\$2,951,315	\$104,050	\$1,073,593	\$3,013,840	\$59,100	\$181,310	\$7,383,208
	(\$2,951,315)	(\$104,050)	(\$1,073,593)	(\$3,013,840)	(\$59,100)	(\$181,310)	(\$7,383,208)
<u>Other</u>	\$54,904	\$157,400	\$22,205	\$51,125	\$2,500	\$5,500	\$293,634
	(\$51,904)	(\$156,400)	(\$21,830)	(\$46,625)	(\$500)	(\$5,000)	(\$282,259)
<u>Incumbent</u>	\$47,007	\$151,900	\$13,506	\$44,625	\$500	\$4,000	\$261,538
	(\$47,007)	(\$151,900)	(\$13,506)	(\$44,625)	(\$500)	(\$4,000)	(\$261,538)
<u>Challenger</u>	\$5,647	\$5,500	\$2,324	\$6,500	\$2,000	\$1,500	\$23,471
	(\$2,647)	(\$4,500)	(\$1,949)	(\$2,000)	\$0	(\$1,000)	(\$12,096)
<u>Open Seat</u>	\$2,250	\$0	\$6,375	\$0	\$0	\$0	\$8,625
	(\$2,250)	\$0	(\$6,375)	\$0	\$0	\$0	(\$8,625)
<u>Democrats</u>	\$34,015,855	\$39,872,625	\$10,840,133	\$28,293,178	\$2,027,678	\$2,453,389	\$117,502,918
	(\$31,346,172)	(\$38,893,065)	(\$10,413,379)	(\$26,916,502)	(\$1,925,553)	(\$2,291,551)	(\$111,786,222)
<u>Republicans</u>	\$35,451,999	\$1,758,842	\$7,202,123	\$24,448,596	\$1,011,150	\$1,613,469	\$71,486,179
	(\$32,708,797)	(\$1,598,142)	(\$6,880,313)	(\$23,092,286)	(\$940,930)	(\$1,476,183)	(\$66,696,651)
<u>Other</u>	\$67,470	\$159,900	\$37,555	\$53,125	\$2,500	\$4,500	\$325,050
	(\$60,970)	(\$158,400)	(\$35,180)	(\$48,125)	(\$500)	(\$6,000)	(\$309,175)
<u>Incumbents</u>	\$53,137,670	\$28,225,250	\$11,277,217	\$39,344,803	\$2,658,101	\$2,912,592	\$137,555,633
	(\$47,916,667)	(\$27,251,052)	(\$10,548,460)	(\$36,708,798)	(\$2,491,676)	(\$2,622,912)	(\$127,539,565)
<u>Challengers</u>	\$5,045,114	\$5,980,303	\$2,724,726	\$4,530,462	\$104,727	\$430,974	\$18,816,306
	(\$4,846,732)	(\$5,812,681)	(\$2,702,544)	(\$4,428,481)	(\$96,807)	(\$423,030)	(\$18,310,275)
<u>Open Seats</u>	\$11,352,540	\$7,585,874	\$4,077,868	\$8,919,634	\$278,500	\$727,792	\$32,942,208
	(\$11,352,540)	(\$7,585,874)	(\$4,077,868)	(\$8,919,634)	(\$278,500)	(\$727,792)	(\$32,942,208)
<u>Total</u>	\$69,535,324	\$41,791,427	\$18,079,811	\$52,794,899	\$3,041,328	\$4,071,358	\$189,314,147
	(\$64,115,939)	(\$40,649,607)	(\$17,328,872)	(\$50,056,913)	(\$2,866,983)	(\$3,773,734)	(\$178,792,048)

from PAC reports through December 31, 1994

P, Contributions to House Campaigns by Type of Campaign

	Incumbents	Challengers	Open Seats	Total Contributions
Corporate				
1994	83.74%	6.77%	9.49%	\$45,288,427
1992	82.38%	6.42%	11.20%	\$44,843,989
1990	86.86%	4.15%	8.98%	\$36,153,942
1988	90.23%	3.94%	5.82%	\$32,404,982
1986	85.26%	4.01%	10.72%	\$27,829,833
1984	80.23%	11.53%	8.24%	\$24,004,408
1982	76.09%	10.49%	13.42%	\$19,392,203
Labor				
1994	71.01%	12.43%	16.56%	\$34,051,054
1992	65.89%	14.42%	19.69%	\$31,671,251
1990	71.89%	11.95%	16.16%	\$27,952,722
1988	68.40%	19.31%	12.29%	\$27,197,181
1986	65.22%	19.13%	15.65%	\$23,104,302
1984	72.38%	17.60%	10.02%	\$20,290,131
1982	55.36%	27.85%	16.80%	\$15,706,066
Non-Connected				
1994	64.03%	16.25%	19.72%	\$11,930,203
1992	61.46%	15.74%	22.81%	\$10,705,471
1990	64.77%	13.81%	21.42%	\$8,661,029
1988	63.79%	19.36%	16.85%	\$11,532,249
1986	55.46%	21.34%	23.20%	\$11,298,608
1984	53.58%	32.02%	14.40%	\$9,281,028
1982	45.65%	33.08%	21.26%	\$7,532,571
Trade/Member/Health				
1994	77.76%	8.60%	13.63%	\$39,862,416
1992	75.96%	7.64%	16.39%	\$40,257,226
1990	84.43%	4.51%	11.06%	\$33,038,105
1988	85.96%	5.43%	8.61%	\$29,070,667
1986	82.77%	5.48%	11.74%	\$24,000,043
1984	81.52%	10.64%	8.34%	\$20,836,346
1982	74.00%	12.21%	13.59%	\$17,197,110
Cooperatives				
1994	90.65%	2.93%	6.42%	\$2,392,773
1992	88.36%	3.36%	8.27%	\$2,211,581
1990	88.52%	4.13%	7.35%	\$2,275,070
1988	90.47%	3.06%	6.47%	\$1,980,743
1986	88.99%	2.45%	8.56%	\$1,932,010
1984	90.69%	4.54%	4.77%	\$2,026,976
1982	84.98%	5.45%	9.57%	\$1,717,682
Corp. w/o Stock				
1994	75.95%	11.48%	12.56%	\$2,646,405
1992	78.37%	9.71%	11.92%	\$2,592,996
1990	86.09%	5.28%	8.64%	\$2,218,925
1988	85.61%	6.48%	7.90%	\$1,924,418
1986	83.74%	5.54%	10.71%	\$1,455,975
1984	87.67%	6.91%	5.42%	\$934,459
1982	81.63%	8.00%	10.36%	\$817,170

**PAC Contributions to Candidates
1992 and 1994 Election Cycles**

		<u>Corporate</u>	<u>Labor</u>	<u>Non- Connected</u>	<u>Trade/Member/ Health</u>	<u>Coop</u>	<u>Corp w/o Stock</u>	<u>Total</u>
Senate	1994	\$20,652,697	\$7,278,590	\$5,646,751	\$11,381,103	\$540,580	\$1,212,090	\$46,711,811
	1992	\$21,222,792	\$8,641,684	\$6,978,684	\$12,463,634	\$654,524	\$1,243,702	\$51,205,020
Democrat	1994	\$7,752,829	\$7,030,927	\$3,057,166	\$4,865,438	\$347,850	\$648,595	\$23,702,805
	1992	\$8,752,473	\$8,259,534	\$4,198,405	\$6,572,774	\$451,505	\$738,612	\$28,973,303
Incumbent	1994	\$6,059,565	\$3,469,300	\$1,991,517	\$3,636,935	\$266,600	\$445,519	\$15,869,436
	1992	\$6,551,851	\$3,485,756	\$2,202,079	\$4,146,369	\$221,650	\$462,895	\$17,070,600
Challenger	1994	\$218,036	\$1,688,758	\$236,153	\$273,111	\$24,000	\$29,850	\$2,469,908
	1992	\$1,049,692	\$2,854,853	\$1,008,656	\$1,125,691	\$61,750	\$126,800	\$6,227,442
Open Seat	1994	\$1,475,228	\$1,872,869	\$829,496	\$955,392	\$57,250	\$173,226	\$5,363,461
	1992	\$1,150,930	\$1,918,925	\$987,670	\$1,300,714	\$168,105	\$148,917	\$5,675,261
Republican	1994	\$12,890,802	\$245,663	\$2,576,235	\$6,514,165	\$192,730	\$562,495	\$22,982,090
	1992	\$12,466,219	\$381,200	\$2,778,579	\$5,888,860	\$203,019	\$502,090	\$22,219,967
Incumbent	1994	\$5,617,393	\$150,063	\$1,149,888	\$3,176,683	\$114,880	\$246,250	\$10,455,157
	1992	\$8,014,699	\$355,250	\$1,794,046	\$4,085,619	\$169,919	\$391,088	\$14,810,622
Challenger	1994	\$1,694,230	\$23,100	\$534,290	\$808,649	\$10,250	\$94,135	\$3,164,654
	1992	\$1,837,315	\$13,500	\$518,384	\$713,004	\$4,000	\$51,582	\$3,137,785
Open Seat	1994	\$5,579,179	\$72,500	\$892,057	\$2,528,833	\$67,600	\$222,110	\$9,362,279
	1992	\$2,614,205	\$12,450	\$466,149	\$1,090,237	\$29,100	\$59,419	\$4,271,560
Other	1994	\$9,066	\$2,000	\$13,350	\$1,500	\$0	\$1,000	\$26,916
	1992	\$4,100	\$950	\$1,700	\$2,000	\$0	\$3,000	\$11,750
Challenger	1994	\$8,650	\$2,000	\$10,000	\$500	\$0	\$1,000	\$22,150
	1992	\$3,600	\$950	\$200	\$2,000	\$0	\$0	\$6,750
Open Seat	1994	\$416	\$0	\$3,350	\$1,000	\$0	\$0	\$4,766
	1992	\$500	\$0	\$1,500	\$0	\$0	\$3,000	\$5,000

from PAC reports through December 31 of the Election Year

**PAC Contributions to Candidates
1992 and 1994 Election Cycles**

		Corporate	Labor	Non-Connected	Trade/Member/ Health	Coop	Corp w/o Stock	Total
House	1994	\$43,463,242	\$33,371,017	\$11,682,121	\$38,875,810	\$2,326,403	\$2,561,644	\$132,080,237
	1992	\$42,875,233	\$30,713,710	\$10,423,618	\$38,810,156	\$2,142,910	\$2,473,614	\$127,439,241
Democrat	1994	\$23,593,343	\$31,862,138	\$7,356,213	\$22,051,064	\$1,577,703	\$1,642,956	\$88,083,417
	1992	\$23,404,332	\$28,966,034	\$6,731,325	\$23,219,902	\$1,444,855	\$1,622,887	\$85,389,335
Incumbent	1994	\$21,860,045	\$22,279,710	\$5,426,018	\$18,651,516	\$1,471,803	\$1,385,557	\$71,074,649
	1992	\$20,635,425	\$18,665,080	\$4,374,530	\$17,978,471	\$1,273,400	\$1,371,922	\$64,298,838
Challenger	1994	\$389,146	\$4,045,973	\$657,198	\$978,979	\$11,350	\$106,253	\$6,188,899
	1992	\$846,735	\$4,305,069	\$812,941	\$1,589,767	\$47,700	\$95,392	\$7,697,604
Open Seat	1994	\$1,344,152	\$5,536,455	\$1,272,997	\$2,420,569	\$94,550	\$151,146	\$10,819,869
	1992	\$1,922,172	\$5,995,885	\$1,543,854	\$3,651,664	\$123,755	\$155,563	\$13,392,893
Republican	1994	\$19,817,995	\$1,352,479	\$4,304,078	\$16,578,121	\$748,200	\$913,688	\$43,714,561
	1992	\$19,463,401	\$1,533,444	\$3,657,166	\$15,546,922	\$698,055	\$849,677	\$41,748,665
Incumbent	1994	\$14,332,657	\$1,200,079	\$1,967,531	\$11,199,039	\$637,893	\$541,586	\$29,878,785
	1992	\$14,445,958	\$1,170,388	\$1,942,210	\$11,241,409	\$616,105	\$546,890	\$29,962,960
Challenger	1994	\$2,534,023	\$48,350	\$1,262,954	\$2,365,242	\$51,207	\$190,792	\$6,452,568
	1992	\$1,918,055	\$122,566	\$819,904	\$1,362,227	\$22,700	\$149,831	\$4,395,283
Open Seat	1994	\$2,951,315	\$104,050	\$1,073,593	\$3,013,340	\$59,100	\$181,310	\$7,383,208
	1992	\$3,099,388	\$240,490	\$895,052	\$2,943,286	\$59,250	\$152,956	\$7,390,422
Other	1994	\$51,904	\$156,400	\$21,830	\$46,625	\$500	\$5,000	\$282,259
	1992	\$7,500	\$214,232	\$35,127	\$43,332	\$0	\$1,050	\$301,241
Incumbent	1994	\$47,007	\$151,900	\$13,506	\$44,625	\$500	\$4,000	\$261,538
	1992	\$200	\$133,682	\$4,100	\$8,500	\$0	\$0	\$146,482
Challenger	1994	\$2,647	\$4,500	\$1,949	\$2,000	\$0	\$1,000	\$12,096
	1992	\$5,500	\$80,550	\$28,491	\$29,882	\$0	\$500	\$144,923
Open Seat	1994	\$2,250	\$0	\$6,375	\$0	\$0	\$0	\$8,625
	1992	\$1,800	\$0	\$2,536	\$4,950	\$0	\$550	\$9,836
Democrat	1994	\$31,346,172	\$38,893,065	\$10,413,379	\$26,916,502	\$1,925,553	\$2,291,551	\$111,786,222
	1992	\$32,156,805	\$37,225,568	\$10,929,730	\$29,792,676	\$1,896,360	\$2,361,499	\$114,362,638
Republican	1994	\$32,708,797	\$1,598,142	\$6,880,313	\$23,092,286	\$840,930	\$1,476,183	\$66,696,651
	1992	\$31,829,620	\$1,914,644	\$6,436,745	\$21,436,782	\$801,074	\$1,361,767	\$63,968,632
Other	1994	\$80,870	\$156,400	\$35,180	\$48,125	\$500	\$6,000	\$309,175
	1992	\$11,800	\$215,182	\$36,827	\$45,332	\$0	\$4,050	\$312,991
Incumbent	1994	\$47,918,667	\$27,251,052	\$10,548,480	\$36,708,798	\$2,491,676	\$2,622,912	\$127,539,565
	1992	\$49,648,133	\$23,810,156	\$10,316,965	\$37,460,368	\$2,281,074	\$2,772,806	\$126,289,502
Challenger	1994	\$4,846,732	\$5,812,681	\$2,702,544	\$4,428,481	\$96,807	\$423,030	\$18,310,275
	1992	\$5,660,897	\$7,377,488	\$3,188,576	\$4,822,571	\$136,150	\$424,105	\$21,609,787
Open Seat	1994	\$11,362,540	\$7,886,874	\$4,077,868	\$8,919,634	\$278,800	\$727,782	\$32,942,808
	1992	\$6,798,996	\$8,167,750	\$3,896,761	\$8,980,851	\$380,210	\$520,405	\$30,744,972
Total	1994	\$84,115,939	\$40,649,607	\$17,328,872	\$50,056,913	\$2,866,983	\$3,773,734	\$178,792,048
	1992	\$84,098,025	\$39,355,394	\$17,402,302	\$51,273,790	\$2,797,434	\$3,717,316	\$178,644,261

from PAC reports through December 31 of the Election Year

PAC's Grouped by Total Spent - 1993-94

	\$0	\$1 - \$5,000	\$5,001 - \$50,000	\$50,001 - \$100,000	\$100,001 - \$250,000	\$250,001 - \$500,000	\$500,001 - \$1,000,000	Greater Than \$1,000,000	Total
Corporate									
No. of ctte's	230	322	818	202	193	80	23	7	1,875
(% of ctte's)	12.27%	17.17%	43.63%	10.77%	10.29%	4.27%	1.23%	0.37%	
Dollars	\$0	\$0.68	\$17.39	\$14.27	\$29.26	\$27.35	\$15.93	\$11.97	\$116.85
(% of dollars)	0.00%	0.58%	14.88%	12.21%	25.04%	23.41%	13.63%	10.24%	
Labor									
No. of ctte's	40	55	139	44	35	17	13	28	371
(% of ctte's)	10.78%	14.82%	37.47%	11.86%	9.43%	4.58%	3.50%	7.55%	
Dollars	\$0	\$0.10	\$3.07	\$3.04	\$5.74	\$5.46	\$9.20	\$61.57	\$88.18
(% of dollars)	0.00%	0.11%	3.48%	3.45%	6.51%	6.19%	10.43%	69.82%	
NonConnected									
No. of ctte's	519	324	270	70	72	30	17	13	1,315
(% of ctte's)	39.47%	24.64%	20.53%	5.32%	5.48%	2.28%	1.29%	0.99%	
Dollars	\$0.00	\$0.47	\$4.98	\$4.83	\$11.05	\$10.57	\$11.23	\$31.53	\$74.66
(% of dollars)	0.00%	0.63%	6.67%	6.47%	14.80%	14.16%	15.04%	42.23%	
Trade/Member									
No. of ctte's	123	168	328	80	83	29	21	20	852
(% of ctte's)	14.44%	19.72%	38.50%	9.39%	9.74%	3.40%	2.46%	2.35%	
Dollars	\$0.00	\$0.31	\$6.96	\$5.48	\$13.25	\$10.51	\$14.18	\$43.40	\$94.09
(% of dollars)	0.00%	0.33%	7.40%	5.82%	14.08%	11.17%	15.07%	46.13%	
Cooperative/no Stock									
No. of ctte's	25	33	97	23	13	7	5	2	205
(% of ctte's)	12.20%	16.10%	47.32%	11.22%	6.34%	3.41%	2.44%	0.98%	
Dollars	\$0.00	\$0.06	\$1.87	\$1.65	\$1.90	\$2.45	\$3.24	\$2.51	\$13.68
(% of dollars)	0.00%	0.44%	13.67%	12.06%	13.89%	17.91%	23.68%	18.35%	
Total									
No. of ctte's	937	902	1,652	419	396	163	79	70	4,618
(% of ctte's)	20.29%	19.53%	35.77%	9.07%	8.58%	3.53%	1.71%	1.52%	
Dollars	\$0.00	\$1.62	\$34.27	\$29.27	\$61.20	\$56.34	\$53.78	\$150.98	\$387.46
(% of dollars)	0.00%	0.42%	8.84%	7.55%	15.80%	14.54%	13.88%	38.97%	

Note: The first row for each type of committee contains the number of committees with disbursements within the column range.

The second row for each type is the percentage of all committees in that type who had disbursements in the column range.

The third row contains the total dollars spent by committees of that type in a particular range.

The fourth row represents the percentage of all dollars spent by that type of committee made by committees in the column range. For example, 202 Corporate sponsored committees (10.77% of all corporate committees) made disbursements of between \$50,001 and \$100,000 during 1993-94. Those 202 committees spent \$14.27 million dollars, which was 12.21% of all corporate sponsored disbursements.

Dollars are Reported in Millions

PAC's Grouped by Total Contributed to Candidates - 1993-94

	\$0	\$1	\$5,000	\$5,001-\$50,000	\$50,001-\$100,000	\$100,001-\$250,000	\$250,001-\$500,000	\$500,001-\$1,000,000	Greater Than \$1,000,000	Total
Corporate										
No. of cte's	423	412		700	151	141	37	9	2	1,875
(% of cte's)	22.56%	21.97%		37.33%	8.05%	7.52%	1.97%	0.48%	0.11%	
Dollars	\$0	\$0.88		\$13.97	\$10.67	\$21.77	\$12.66	\$5.73	\$3.94	\$69.62
(% of dollars)	0.00%	1.26%		20.07%	15.33%	31.27%	18.18%	8.23%	5.66%	
Labor										
No. of cte's	117	119		75	7	13	13	11	16	371
(% of cte's)	31.54%	32.08%		20.22%	1.89%	3.50%	3.50%	2.96%	4.31%	
Dollars	\$0	\$0.20		\$1.40	\$0.55	\$2.46	\$4.39	\$7.89	\$24.96	\$41.85
(% of dollars)	0.00%	0.48%		3.35%	1.31%	5.88%	10.49%	18.85%	59.64%	
NonConnected										
No. of cte's	830	213		185	41	31	9	6	0	1,315
(% of cte's)	63.12%	16.20%		14.07%	3.12%	2.36%	0.68%	0.46%	0.00%	
Dollars	\$0.00	\$0.39		\$3.22	\$2.94	\$4.74	\$2.96	\$3.85	\$0.00	\$18.10
(% of dollars)	0.00%	2.15%		17.79%	16.24%	26.19%	16.35%	21.27%	0.00%	
Trade/Member										
No. of cte's	225	213		259	59	53	18	13	12	852
(% of cte's)	26.41%	25.00%		30.40%	6.92%	6.22%	2.11%	1.53%	1.41%	
Dollars	\$0.00	\$0.42		\$4.87	\$4.13	\$8.76	\$6.77	\$8.53	\$19.33	\$52.81
(% of dollars)	0.00%	0.80%		9.22%	7.82%	16.59%	12.82%	16.15%	36.60%	
Cooperative/no Stock										
No. of cte's	45	58		74	13	8	5	2	0	205
(% of cte's)	21.95%	28.29%		36.10%	6.34%	3.90%	2.44%	0.98%	0.00%	
Dollars	\$0.00	\$0.13		\$1.48	\$0.94	\$1.30	\$1.87	\$1.38	\$0.00	\$7.10
(% of dollars)	0.00%	1.93%		20.84%	13.23%	18.30%	26.37%	19.43%	0.00%	
Total										
No. of cte's	1,640	1,015		1,293	271	246	82	41	30	4,618
(% of cte's)	35.51%	21.98%		28.00%	5.87%	5.33%	1.78%	0.89%	0.65%	
Dollars	\$0.00	\$2.02		\$24.94	\$19.23	\$39.03	\$28.65	\$27.38	\$48.23	\$189.48
(% of dollars)	0.00%	1.07%		13.16%	10.15%	20.60%	15.12%	14.45%	25.45%	

Note: The first row for each type of committee contains the number of committees making contributions to candidates within the column range.

The second row for each type is the percentage of all committees in that type who made contributions in the column range.

The third row contains the total dollars contributed by committees of that type in a particular range.

The fourth row represents the percentage of all dollars contributed by that type of committee made by committees in the column range.

For example, 151 Corporate sponsored committees (8.05% of all corporate committees) made total contributions of between \$50,000 and \$100,000 to candidates during 1993-94. Those 151 committees contributed \$10.67 million to candidates, which was 15.33% of all corporate sponsored contributions.

Dollars are Reported in Millions

1993-94
Summary of PAC Independent Expenditure Activity

	<u>For</u>	<u>Against</u>	<u>Total</u>
Presidential	\$27,176	\$84,665	\$111,841
Senate	\$1,578,194	\$829,548	\$2,407,742
House	\$1,672,494	\$527,771	\$2,200,265
Total	\$3,277,864	\$1,441,984	\$4,719,848

**Independent Expenditures
by Committee Type**

	<u>For</u>		<u>Against</u>		
	<u># of Cmte's</u>	<u>Amount</u>	<u># of Cmte's</u>	<u>Amount</u>	<u>Total</u>
Corporation	14	\$28,710	1	\$2,504	\$31,214
Labor Organization	22	\$103,793	0	\$0	\$103,793
No Connected Org	50	\$1,482,411	24	\$825,079	\$2,307,490
Trade/Member/Health	16	\$1,544,882	4	\$222,568	\$1,767,450
Cooperative	0	\$0	0	\$0	\$0
Corp. w/o Stock	10	\$118,068	1	\$391,833	\$509,901
Total	112	\$3,277,864	30	\$1,441,984	\$4,719,848

Note: Includes contributions toward recounts and Honoraria made by Committee's.
Also includes expenditures made in 1993 for previous elections.

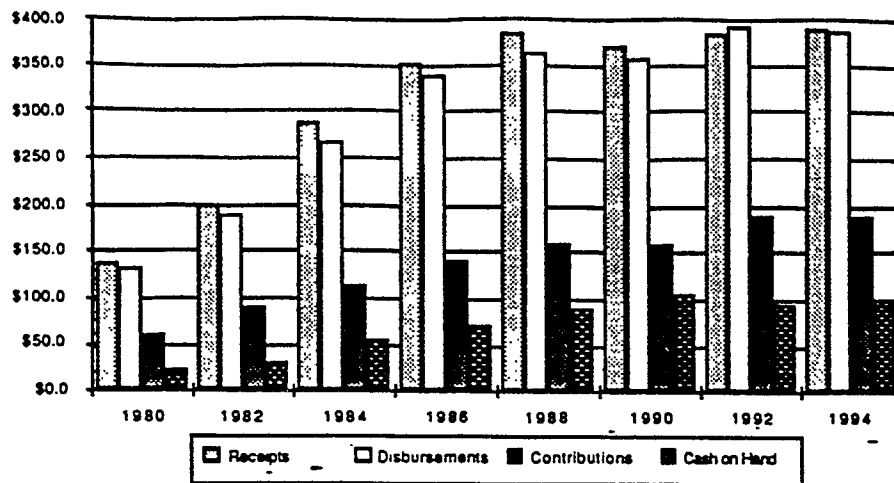
The following amounts were spent on 1994 campaigns:

	<u>For</u>	<u>Against</u>
Senate	\$1,483,566	\$827,943
House	\$1,561,810	\$522,820

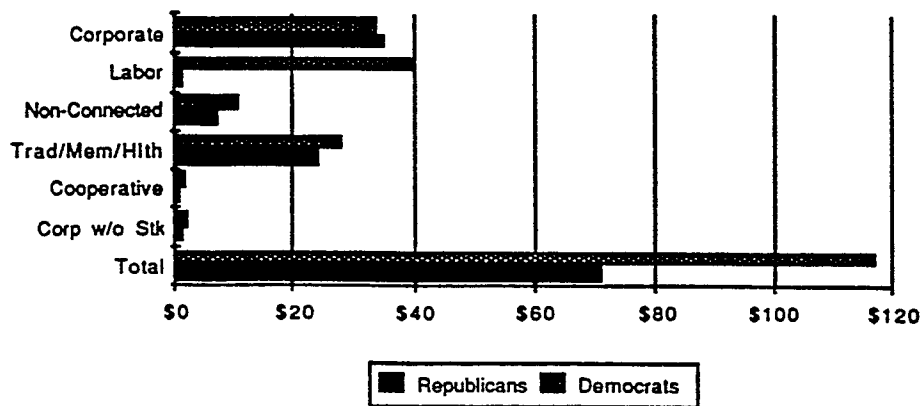
Summary PAC Activity 1979-84

	Number of Committees	Receipts	Disbursements	Contributions to Candidates	Cash on Hand	Debts Owed By
Corporate						
1993-94	1875	\$114,978,803	\$116,863,106	\$69,581,799	\$31,184,948	\$233,601
1991-92	1930	\$112,359,989	\$112,229,816	\$68,442,883	\$32,797,279	\$146,736
1989-90	1972	\$106,474,773	\$101,055,267	\$58,131,722	\$32,863,915	\$124,988
1987-88	2008	\$96,917,153	\$89,852,158	\$56,155,259	\$27,461,342	\$233,016
1985-86	1906	\$81,960,209	\$79,277,456	\$49,566,619	\$20,451,897	\$501,346
1983-84	1809	\$66,331,047	\$59,194,066	\$39,008,465	\$17,707,299	\$249,481
1981-82	1557	\$47,117,168	\$43,273,223	\$29,364,443	\$10,322,820	\$346,299
1979-80	1251	\$33,879,272	\$31,417,630	\$21,560,863	\$6,460,939	\$274,997
Labor						
1993-94	371	\$89,898,089	\$88,168,768	\$41,825,927	\$25,547,274	\$105,353
1991-92	372	\$89,863,124	\$94,327,669	\$41,339,090	\$23,721,774	\$239,603
1989-90	372	\$88,926,833	\$84,615,373	\$34,732,029	\$27,983,139	\$77,785
1987-88	401	\$78,509,139	\$74,071,575	\$35,495,780	\$23,920,302	\$155,211
1985-86	417	\$65,310,945	\$57,881,815	\$31,038,885	\$19,690,843	\$122,185
1983-84	438	\$51,116,628	\$47,544,022	\$26,164,349	\$12,196,756	\$484,775
1981-82	420	\$37,473,996	\$34,813,107	\$20,916,367	\$8,432,544	\$251,349
1979-80	331	\$25,677,031	\$25,099,848	\$14,213,099	\$5,920,202	\$20,502
Non-Connected						
1993-94	1315	\$76,535,445	\$74,602,128	\$18,049,730	\$12,708,411	\$9,984,645
1991-92	1377	\$73,851,846	\$76,066,711	\$18,183,052	\$10,352,422	\$10,735,123
1989-90	1321	\$71,569,940	\$71,382,835	\$15,070,009	\$11,638,505	\$9,979,974
1987-88	1345	\$106,254,069	\$104,873,996	\$20,330,050	\$11,984,079	\$11,111,039
1985-86	1270	\$118,631,621	\$118,423,473	\$19,410,358	\$10,665,717	\$10,017,572
1983-84	1146	\$102,789,387	\$97,374,395	\$15,322,624	\$10,018,726	\$8,245,435
1981-82	915	\$64,736,453	\$64,299,269	\$10,988,963	\$3,530,072	\$4,206,209
1979-80	471	\$40,067,137	\$38,612,905	\$5,217,705	\$2,619,871	\$1,612,068
Trade/Member/Health						
1993-94	852	\$96,370,335	\$94,089,163	\$52,799,649	\$24,664,825	\$770,569
1991-92	836	\$95,729,703	\$97,424,389	\$53,746,146	\$22,865,141	\$561,768
1989-90	801	\$92,516,400	\$88,095,809	\$44,804,886	\$25,055,781	\$414,278
1987-88	848	\$89,538,894	\$83,719,992	\$41,213,596	\$19,908,226	\$293,414
1985-86	789	\$75,431,133	\$73,291,156	\$34,551,531	\$14,131,928	\$593,258
1983-84	757	\$59,346,516	\$53,984,073	\$28,346,541	\$12,085,441	\$283,447
1981-82	669	\$43,356,912	\$41,941,399	\$22,939,475	\$6,488,368	\$385,598
1979-80	635	\$33,931,819	\$32,045,752	\$16,988,685	\$5,157,404	\$393,319
Cooperative						
1993-94	56	\$4,377,763	\$4,516,979	\$3,042,328	\$2,011,400	\$0
1991-92	61	\$4,798,441	\$4,887,715	\$2,981,390	\$2,155,022	\$48,046
1989-90	60	\$4,974,122	\$4,830,175	\$2,950,960	\$2,264,517	\$35,869
1987-88	61	\$4,856,605	\$4,520,516	\$2,736,132	\$2,118,411	\$115,118
1985-86	57	\$4,697,153	\$4,683,060	\$2,671,545	\$1,799,678	\$111,937
1983-84	58	\$4,485,621	\$4,499,300	\$2,621,713	\$1,788,060	\$8,700
1981-82	51	\$4,053,402	\$3,757,728	\$2,199,443	\$1,805,978	\$15,000
1979-80	36	\$2,792,644	\$2,711,951	\$1,507,164	\$1,495,619	\$4,258
Corporation without Stock						
1993-94	149	\$8,848,760	\$9,186,813	\$4,071,108	\$2,741,758	\$336,452
1991-92	153	\$8,713,184	\$9,186,766	\$3,983,452	\$3,000,480	\$219,349
1989-90	151	\$7,629,909	\$7,669,098	\$3,431,890	\$3,534,686	\$159,796
1987-88	169	\$8,541,233	\$7,163,038	\$3,312,424	\$3,571,391	\$101,665
1985-86	157	\$7,398,205	\$6,397,186	\$2,600,780	\$2,322,367	\$219,579
1983-84	139	\$4,621,336	\$4,226,620	\$1,506,352	\$1,276,701	\$157,675
1981-82	110	\$2,714,425	\$2,088,813	\$1,144,635	\$946,839	\$20,169
1979-80	61	\$1,380,625	\$1,265,298	\$702,180	\$326,216	\$3,073
Total						
1993-94	4618	\$391,009,195	\$387,426,957	\$189,370,541	\$98,858,616	\$11,430,620
1991-92	4729	\$385,316,287	\$394,123,066	\$188,676,013	\$94,892,118	\$11,950,625
1989-90	4677	\$372,091,977	\$357,648,557	\$159,121,496	\$103,340,543	\$10,792,690
1987-88	4832	\$384,617,093	\$364,201,275	\$159,243,241	\$88,963,751	\$12,009,463
1985-86	4596	\$353,429,266	\$339,954,146	\$139,839,718	\$69,062,430	\$11,565,877
1983-84	4347	\$288,690,535	\$266,822,476	\$112,970,044	\$55,072,983	\$9,429,513
1981-82	3722	\$199,452,356	\$190,173,539	\$87,553,326	\$31,526,621	\$5,224,624
1979-80	2785	\$137,728,528	\$131,153,384	\$60,189,696	\$21,980,251	\$2,308,217

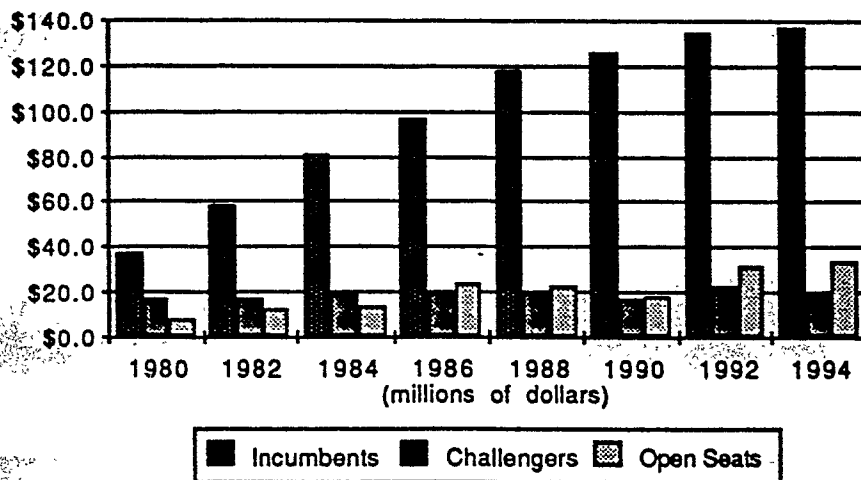
Summary of PAC Activity 1980-1994



PAC Contributions to Candidates by Party 1993-94



PAC Contributions by Candidate Status 1980-1994



9 / 0 8 0 6 0 1 3 0 3

50 PAC'S WITH THE LARGEST
INCREASE IN RECEIPTS 1992-1994

RANK	NAME	1994 RECEIPTS	1992 RECEIPTS	CHANGE
1.	CAMPAIGN AMERICA	\$8,641,824	\$1,435,629	\$7,206,195
2.	EMILY'S LIST	\$6,959,427	\$4,139,346	\$2,820,081
3.	ALLIANCE FOR AMERICAN LEADERSHIP (FKA CHENEY FOR CONG)	\$1,374,127	\$0	\$1,374,127
4.	DISTRICT NO. 1-PCD MESA POLITICAL ACTION FUND (MESA-PAF)	\$1,261,160	\$0	\$1,261,160
5.	AMERICAN FEDERATION OF STATE COUNTY & MUNICIPAL EMPLOYEES - P E O P L E, QUALIFIED	\$5,694,792	\$4,726,826	\$967,966
6.	EFFECTIVE GOVERNMENT COMMITTEE	\$1,627,209	\$718,519	\$908,690
7.	AMERICAN NURSES' ASSOCIATION PAC (ANA-PAC) (FKA N-CAP)	\$1,230,907	\$342,193	\$888,714
8.	TEAM AMERITECH POLITICAL ACTION COMMITTEE	\$1,370,945	\$501,210	\$869,735
9.	NRA POLITICAL VICTORY FUND	\$6,831,712	\$5,971,253	\$860,459
10.	AMERICAN AIDS POLITICAL ACTION COMMITTEE	\$851,039	\$0	\$851,039
11.	ROE POLITICAL COMMITTEE	\$830,663	\$0	\$830,663
12.	BLACK AMERICA'S POLITICAL ACTION COMMITTEE	\$814,973	\$0	\$814,973
13.	ELECT-THU POLITICAL ACTION COMMITTEE OF THE ALABAMA FARMERS FEDERATION	\$1,537,025	\$808,642	\$728,383
14.	LEADERSHIP AMERICA	\$638,920	\$0	\$638,920
15.	UNITED PARCEL SERVICE POLITICAL ACTION COMMITTEE (UPSPAC)	\$2,854,404	\$2,255,707	\$598,697
16.	LOCKHEED EMPLOYEES' POLITICAL ACTION COMMITTEE	\$1,002,345	\$403,848	\$598,497
17.	TRANSPORT WORKERS UNION - LOCAL 100 POLITICAL CONTRIBUTIONS COMMITTEE	\$980,804	\$392,082	\$588,722
18.	MEDICAL SOCIETY OF THE STATE OF NEW YORK POLITICAL ACTION COMMITTEE (HSENYAPAC)	\$571,667	\$0	\$571,667
19.	GAY AND LESBIAN VICTORY FUND	\$905,963	\$336,780	\$569,183
20.	OREGON LEAGUE OF CONSERVATION VOTERS/GREEN VOTE CAMPAIGN-NORTHWEST	\$701,443	\$149,565	\$551,878
21.	AMERICAN PHYSICAL THERAPY CONGRESSIONAL ACTION COMMITTEE	\$762,151	\$549,412	\$212,739
22.	COUNTDOWN TO MAJORITY	\$542,222	\$0	\$542,222
23.	DEALERS ELECTION ACTION COMMITTEE OF THE NATIONAL AUTOMOBILE DEALERS ASSOCIATION (NADA)	\$2,925,638	\$2,435,182	\$490,456
24.	AMERICAN ACADEMY OF OPHTHALMOLOGY INC POLITICAL COMMITTEE ("OPHTHPAC")	\$1,485,968	\$1,003,018	\$482,950
25.	CONSERVATIVE PAC INC	\$440,000	\$0	\$440,000
26.	PEAT HARWICK PARTNERS/PRINCIPALS & EMPLOYEES POLITICAL ACTION COMMITTEE (PEAT HARWICK/PAC)	\$419,555	\$0	\$419,555
27.	BANC ONE PAC	\$1,037,361	\$622,458	\$414,903
28.	PRICE WATERHOUSE PARTNERS' POLITICAL ACTION COMMITTEE	\$462,309	\$57,250	\$405,059
29.	REPUBLICAN FUND FOR THE 90'S	\$402,519	\$0	\$402,519
30.	ERNEST & YOUNG POLITICAL ACTION COMMITTEE	\$784,826	\$388,250	\$396,576
31.	GLAXO INC POLITICAL ACTION COMMITTEE	\$607,224	\$211,845	\$395,379
32.	FREEDOM LEADERSHIP POLITICAL ACTION COMMITTEE	\$578,540	\$211,869	\$366,671
33.	BUILD POLITICAL ACTION COMMITTEE OF THE NATIONAL ASSOCIATION OF HOME BUILDERS	\$1,740,689	\$1,374,086	\$366,603
34.	AMERICAN SOCIETY OF ANESTHESIOLOGISTS POLITICAL ACTION COMMITTEE (ASAPAC)	\$702,793	\$339,250	\$363,543
35.	GOLDMAN SACHS PARTNERS PAC	\$380,698	\$20,038	\$360,660
36.	TRANSPORT WORKERS UNION POLITICAL CONTRIBUTIONS COMMITTEE	\$766,204	\$409,244	\$356,960
37.	BELLSOUTH CORPORATION FEDERAL POLITICAL ACTION COMMITTEE	\$551,107	\$200,710	\$350,397
38.	NATIONAL BEER WHOLESALERS' ASSOCIATION POLITICAL ACTION COMMITTEE	\$1,361,109	\$1,011,285	\$349,824
39.	SOUTHERN CALIFORNIA DISTRICT COUNCIL OF CARPENTERS CARPENTERS LEGISLATIVE IMPROVEMENT CMTE	\$337,031	\$0	\$337,031
40.	ACORN POLITICAL ACTION COMMITTEE	\$329,746	\$0	\$329,746
41.	NATIONAL ASSOCIATION OF LIFE UNDERWRITERS POLITICAL ACTION COMMITTEE	\$2,097,172	\$1,782,942	\$314,230
42.	AMERICAN OPTOMETRIC ASSOCIATION POLITICAL ACTION COMMITTEE	\$1,101,699	\$788,279	\$313,420
43.	AMERICANS FOR A REPUBLICAN MAJORITY	\$312,178	\$0	\$312,178
44.	LEAGUE OF CONSERVATION VOTERS INC POLITICAL ACTION COMMITTEE (LCV EARTH FUND)	\$843,734	\$547,166	\$296,568
45.	LEADERSHIP FOR AMERICA	\$283,669	\$0	\$283,669
46.	AIRCRAFT OWNERS AND PILOTS ASSOCIATION POLITICAL ACTION COMMITTEE	\$1,419,776	\$1,136,218	\$283,558
47.	VOUGHT AIRCRAFT COMPANY POLITICAL ACTION COMMITTEE	\$272,728	\$6,353	\$266,375
48.	E-PAC	\$266,194	\$0	\$266,194
49.	AMERICAN OCCUPATIONAL THERAPY ASSOCIATION INC POLITICAL ACTION COMMITTEE	\$349,301	\$109,032	\$240,269
50.	INTERNATIONAL BROTHERHOOD OF ELECTRICAL WORKERS COMMITTEE ON POLITICAL EDUCATION	\$2,418,884	\$2,179,218	\$239,666

9 / 0 8 0 0 1 3 0 3

50 PAC'S WITH THE LARGEST
DECLINE IN RECEIPTS 1992-1994

RANK	NAME	1994		1992		CHANGE
		RECEIPTS	RECEIPTS	RECEIPTS	RECEIPTS	
1.	NATIONAL ABORTION AND REPRODUCTIVE RIGHTS ACTION LEAGUE PAC	\$711,261	\$3,815,358	\$3,815,358	\$3,815,358	\$-3,104,097
2.	PRESIDENTIAL VICTORY COMMITTEE	\$30,472	\$2,183,813	\$2,183,813	\$2,183,813	\$-2,153,341
3.	AMERICAN CITIZENS FOR POLITICAL ACTION	\$197	\$2,071,629	\$2,071,629	\$2,071,629	\$-2,071,432
4.	NATIONAL CONSERVATIVE CLUB (FKA) NATIONAL CONGRESSIONAL CLUB	\$2,372,066	\$3,854,577	\$3,854,577	\$3,854,577	\$-1,482,511
5.	AMERICAN MEDICAL ASSOCIATION POLITICAL ACTION COMMITTEE	\$4,465,815	\$5,398,323	\$5,398,323	\$5,398,323	\$-932,508
6.	PEOPLE FOR JOHN HEINZ COMMITTEE	\$18,927	\$944,965	\$944,965	\$944,965	\$-926,038
7.	REALTORS POLITICAL ACTION COMMITTEE	\$3,554,354	\$4,479,564	\$4,479,564	\$4,479,564	\$-925,210
8.	UNITED CONSERVATIVES OF AMERICA	\$40,610	\$886,242	\$886,242	\$886,242	\$-845,632
9.	NATIONAL PAC	\$1,351,976	\$2,143,466	\$2,143,466	\$2,143,466	\$-791,490
10.	AUTO DEALERS AND DRIVERS FOR FREE TRADE PAC	\$37,527	\$800,333	\$800,333	\$800,333	\$-762,806
11.	NATIONAL RIGHT TO LIFE POLITICAL ACTION COMMITTEE	\$1,407,973	\$2,153,435	\$2,153,435	\$2,153,435	\$-745,462
12.	FUND FOR A DEMOCRATIC MAJORITY	\$223,792	\$911,149	\$911,149	\$911,149	\$-687,357
13.	DEMOCRATIC REPUBLICAN INDEPENDENT VOTER EDUCATION COMMITTEE	\$8,784,746	\$9,393,542	\$9,393,542	\$9,393,542	\$-608,796
14.	DISTRICT NO 1-HERRA/MHU (APL-CIO) POLITICAL ACTION FUND	\$48,219	\$640,102	\$640,102	\$640,102	\$-591,883
15.	HANDGUN CONTROL VOTER EDUCATION FUND	\$531,904	\$1,102,068	\$1,102,068	\$1,102,068	\$-570,164
16.	NEW YORK MEDICAL POLITICAL ACTION COMMITTEE	\$116,786	\$672,398	\$672,398	\$672,398	\$-555,612
17.	AMERICAN INSTITUTE OF CERTIFIED PUBLIC ACCOUNTANTS EFFECTIVE LEGISLATION COMMITTEE (AICPA)	\$1,266,506	\$1,736,563	\$1,736,563	\$1,736,563	\$-470,057
18.	NATIONSBANK CORPORATION PAC	\$635,424	\$1,094,012	\$1,094,012	\$1,094,012	\$-458,588
19.	NATIONAL COMMITTEE TO PRESERVE SOCIAL SECURITY AND MEDICARE - PAC	\$1,430,516	\$1,886,705	\$1,886,705	\$1,886,705	\$-456,189
20.	INTERNATIONAL LONGSHOREMEN'S ASSOCIATION AFL-CIO COMMITTEE ON POLITICAL EDUCATION ILA-COPE	\$1,148,148	\$1,589,204	\$1,589,204	\$1,589,204	\$-441,056
21.	HOWARD JARVIS TAXPAYERS ASSOCIATION POLITICAL ACTION COMMITTEE	\$429,948	\$869,839	\$869,839	\$869,839	\$-439,891
22.	MORGAN STANLEY & CO INCORPORATED BETTER GOVERNMENT FUND	\$381,700	\$810,698	\$810,698	\$810,698	\$-428,998
23.	ENVIRONMENTAL VOTER INC	\$1,523	\$390,228	\$390,228	\$390,228	\$-388,705
24.	COMMITTEE FOR THOROUGH AGRICULTURAL POLITICAL EDUCATION OF ASSOCIATED MILK PRODUCERS, INC	\$1,157,237	\$1,540,776	\$1,540,776	\$1,540,776	\$-383,539
25.	NATIONAL ORGANIZATION FOR WOMEN POLITICAL ACTION COMMITTEE (NOW/PAC)	\$328,611	\$710,828	\$710,828	\$710,828	\$-382,217
26.	SIERRA CLUB COMMITTEE ON POLITICAL EDUCATION	\$354,251	\$734,174	\$734,174	\$734,174	\$-379,923
27.	CALIFORNIA MEDICAL POLITICAL ACTION COMMITTEE	\$734,564	\$1,112,291	\$1,112,291	\$1,112,291	\$-377,727
28.	REPUBLICANS FOR CHOICE	\$240,534	\$617,446	\$617,446	\$617,446	\$-376,912
29.	UNITED STEELWORKERS OF AMERICA POLITICAL ACTION FUND	\$1,371,848	\$1,740,244	\$1,740,244	\$1,740,244	\$-368,396
30.	VOICE OF TEACHERS FOR EDUC/CHTE ON POL EDUC OF NY STATE UNTD TEACHERS (VOTE/COPE) OF NYSUT	\$1,767,577	\$2,110,621	\$2,110,621	\$2,110,621	\$-343,044
31.	AIR LINE PILOTS ASSOCIATION POLITICAL ACTION COMMITTEE	\$1,254,938	\$1,592,503	\$1,592,503	\$1,592,503	\$-337,565
32.	RUFF POLITICAL ACTION COMMITTEE (RUFF-PAC)	\$370,851	\$700,831	\$700,831	\$700,831	\$-329,980
33.	COMMITTEE ON LETTER CARRIERS POLITICAL EDUCATION (LETTER CARRIERS POLITICAL ACTION FUND)	\$1,600,399	\$1,919,613	\$1,919,613	\$1,919,613	\$-319,214
34.	LABORERS' POLITICAL LEAGUE	\$1,411,267	\$1,711,539	\$1,711,539	\$1,711,539	\$-300,272
35.	CALIFORNIA DENTAL PAC - FEDERAL	\$96,002	\$391,429	\$391,429	\$391,429	\$-295,427
36.	HUDSON VALLEY POLITICAL ACTION COMMITTEE	\$246,624	\$537,961	\$537,961	\$537,961	\$-291,337
37.	YOUR BALLOT GUIDE	\$1,743,112	\$2,016,935	\$2,016,935	\$2,016,935	\$-284,480
38.	NATIONAL COMMITTEE FOR AN EFFECTIVE CONGRESS	\$670,129	\$939,496	\$939,496	\$939,496	\$-269,367
39.	VETERANS OF FOREIGN WARS POLITICAL ACTION COMMITTEE INC	\$58,481	\$317,907	\$317,907	\$317,907	\$-259,426
40.	MICHIGAN BELL TELEPHONE COMPANY POLITICAL ACTION COMMITTEE (MICHBELLPAC)	\$1,171,852	\$1,429,950	\$1,429,950	\$1,429,950	\$-258,098
41.	NEW JERSEY STATE LABORERS' POLITICAL ACTION COMMITTEE/LABORERS' POLITICAL LEAGUE (NJSPLPAC)	\$77,975	\$329,940	\$329,940	\$329,940	\$-251,965
42.	JONES, DAY, REAVIS & POGUE GOOD GOVERNMENT FUND	\$1,022,769	\$1,254,268	\$1,254,268	\$1,254,268	\$-231,499
43.	VOTERS FOR CHOICE/FRIENDS OF FAMILY PLANNING	\$24,339	\$250,366	\$250,366	\$250,366	\$-226,027
44.	POLITICAL ACTION CMTE OF THE AMER.SOC OF PLASTIC & RECONSTR SURGEONS INC (ASPRS) PLASTYPAC	\$1,352,414	\$1,577,819	\$1,577,819	\$1,577,819	\$-225,405
45.	SEAFARERS POLITICAL ACTION COMMITTEE	\$166,364	\$387,625	\$387,625	\$387,625	\$-221,261
46.	CONSERVATIVE VICTORY COMMITTEE	\$1,352,414	\$1,577,819	\$1,577,819	\$1,577,819	\$-225,405
47.	NATIONAL CABLE TELEVISION ASSOCIATION'S POLITICAL ACTION COMMITTEE (CABLE PAC)	\$566,615	\$781,390	\$781,390	\$781,390	\$-214,775
48.	MINNESOTA WOMEN'S CAMPAIGN FUND - STATE OFFICES	\$43,231	\$253,005	\$253,005	\$253,005	\$-209,774
49.	ENGINEERS POLITICAL EDUCATION COMMITTEE (EPEC)/INTERNATIONAL UNION OF OPERATING ENGINEERS	\$814,371	\$1,024,017	\$1,024,017	\$1,024,017	\$-209,646
50.	NEUBLEIN EMPLOYEES' POLITICAL PARTICIPATION COMMITTEE	\$17,688	\$227,232	\$227,232	\$227,232	\$-209,544

9 / 0 8 0 0 0 1 8 0 /

50 PAC'S WITH THE LARGEST
INCREASE IN CONTRIBUTIONS TO CANDIDATES 1992-1994

RANK	NAME	1994 CONTRIB	1992 CONTRIB	CHANGE
1.	UNITED PARCEL SERVICE POLITICAL ACTION COMMITTEE (UPSPAC)	\$2,647,113	\$1,454,487	\$1,192,626
2.	AMERICAN NURSES' ASSOCIATION PAC (ANA-PAC) (FKA N-CAP)	\$1,084,508	\$311,019	\$773,489
3.	AMERICAN FEDERATION OF STATE COUNTY & MUNICIPAL EMPLOYEES - P E O P L E, QUALIFIED	\$2,529,682	\$1,950,365	\$579,317
4.	LEADERSHIP AMERICA	\$516,500	\$0	\$516,500
5.	EFFECTIVE GOVERNMENT COMMITTEE	\$704,596	\$204,425	\$500,171
6.	POLITICAL ACTION COMMITTEE OF THE AMERICAN HOSPITAL ASSOCIATION	\$1,060,817	\$576,488	\$484,329
7.	AMERICAN SOCIETY OF ANESTHESIOLOGISTS POLITICAL ACTION COMMITTEE (ASAPAC)	\$484,000	\$112,450	\$371,550
8.	LEAGUE OF CONSERVATION VOTERS INC POLITICAL ACTION COMMITTEE (LCV EARTH FUND)	\$774,717	\$413,139	\$361,578
9.	DISTRICT NO. 1-PCD MEBA POLITICAL ACTION FUND (MEBA-PAF)	\$306,835	\$0	\$306,835
10.	AMERICAN CRYSTAL SUGAR POLITICAL ACTION COMMITTEE	\$595,712	\$297,015	\$298,697
11.	COUNTDOWN TO MAJORITY	\$297,238	\$0	\$297,238
12.	AMERICANS FOR FREE INTERNATIONAL TRADE POLITICAL ACTION COMMITTEE INC	\$770,700	\$475,150	\$295,550
13.	KANST & YOUNG POLITICAL ACTION COMMITTEE	\$510,510	\$236,296	\$274,214
14.	NATIONAL BEER WHOLESALERS' ASSOCIATION POLITICAL ACTION COMMITTEE (NBWA PAC)	\$1,248,724	\$977,081	\$271,643
15.	OLAXO INC POLITICAL ACTION COMMITTEE	\$441,319	\$175,522	\$265,797
16.	AMERICAN OPTOMETRIC ASSOCIATION POLITICAL ACTION COMMITTEE	\$659,130	\$398,366	\$260,764
17.	BUILD POLITICAL ACTION COMMITTEE OF THE NATIONAL ASSOCIATION OF HOME BUILDERS	\$1,329,599	\$1,072,926	\$256,673
18.	LOCKHEED EMPLOYEES' POLITICAL ACTION COMMITTEE	\$592,611	\$338,537	\$254,074
19.	AMERICANS FOR A REPUBLICAN MAJORITY	\$227,627	\$0	\$227,627
20.	PEAT MARWICK PARTNERS/PRINCIPALS & EMPLOYEES POLITICAL ACTION COMMITTEE (PEAT MARWICK/PAC)	\$212,508	\$0	\$212,508
21.	NATIONAL AIR TRAFFIC CONTROLLERS ASSOCIATION POLITICAL ACTION COMMITTEE (AKA NATCA PAC)	\$289,145	\$87,400	\$201,745
22.	PRICE WATERHOUSE PARTNERS' POLITICAL ACTION COMMITTEE	\$293,638	\$92,047	\$201,591
23.	NATIONSBANK CORPORATION PAC	\$626,800	\$430,767	\$196,033
24.	AMERICAN INSTITUTE OF CERTIFIED PUBLIC ACCOUNTANTS EFFECTIVE LEGISLATION COMMITTEE (AICPA)	\$1,737,520	\$1,542,851	\$194,669
25.	COLLEGE OF AMERICAN PATHOLOGISTS POLITICAL ACTION COMMITTEE	\$247,000	\$52,500	\$194,500
26.	VOUGHT AIRCRAFT COMPANY POLITICAL ACTION COMMITTEE	\$185,250	\$0	\$185,250
27.	INTERNATIONAL LONGSHOREMEN'S ASSOCIATION AFL-CIO COMMITTEE ON POLITICAL EDUCATION ILA-COPE	\$371,475	\$187,050	\$184,425
28.	ALLIANCE FOR AMERICAN LEADERSHIP (FKA CHENEY FOR CONG)	\$183,250	\$0	\$183,250
29.	CAMPAIGN AMERICA	\$569,142	\$388,236	\$180,906
30.	AMERICAN FEDERATION OF TEACHERS COMMITTEE ON POLITICAL EDUCATION	\$1,290,690	\$1,111,250	\$179,440
31.	TEAM AMERITECH POLITICAL ACTION COMMITTEE	\$428,957	\$255,132	\$173,825
32.	EXXON CORPORATION POLITICAL ACTION COMMITTEE (EXXAPAC)	\$495,875	\$327,850	\$168,025
33.	INVESTMENT MANAGEMENT POLITICAL ACTION CMTE OF THE INVESTMENT COMPANY INSTITUTE (IMPAC)	\$359,168	\$192,150	\$167,018
34.	AMERICAN OCCUPATIONAL THERAPY ASSOCIATION INC POLITICAL ACTION COMMITTEE	\$247,150	\$81,363	\$165,787
35.	SALOMON BROTHERS INC POLITICAL ACTION COMMITTEE	\$219,000	\$55,850	\$163,150
36.	GOLDMAN SACHS PARTNERS PAC	\$160,500	\$7,750	\$160,750
37.	SERVICE EMPLOYEES INT'L UNION COMMITTEE ON POLITICAL EDUCATION POLITICAL CAMPAIGN COMM	\$901,194	\$743,781	\$157,413
38.	PEOPLE FOR JOHN HAINZ COMMITTEE	\$172,206	\$15,350	\$156,856
39.	AMHEUSER-BUSCH COMPANIES INC POLITICAL ACTION COMMITTEE (AB-PAC)	\$279,820	\$126,080	\$153,740
40.	AFL-CIO COMMITTEE ON POLITICAL EDUCATION/POLITICAL CONTRIBUTIONS COMMITTEE	\$981,439	\$835,120	\$146,319
41.	LABORERS INT'L UNION OF NORTH AMERICA WESTERN POL LEAGUE	\$194,000	\$49,300	\$144,700
42.	TENNECO INC EMPLOYEES GOOD GOVERNMENT FUND (AKA TENNECO EMPLOYEES GOOD GOVERNMENT FUND)	\$310,600	\$170,750	\$139,850
43.	NATIONAL EMERGENCY MEDICINE PAC OF THE AMERICAN COLLEGE OF EMERGENCY PHYSICIANS	\$468,650	\$330,725	\$137,925
44.	BROWN & WILLIAMSON TOBACCO CORPORATION EMPLOYEE POLITICAL ACTION COMMITTEE AKA EMPAC	\$194,200	\$57,700	\$136,500
45.	TRANSPORTATION POLITICAL EDUCATION LEAGUE	\$1,233,555	\$1,097,550	\$136,005
46.	ARTHUR ANDERSEN/ANDERSEN CONSULTING PAC (ARTHUR ANDERSEN & FKA-CO PAC)	\$345,510	\$209,873	\$135,637
47.	MEBA CORPORATION FEDERAL POLITICAL COMMITTEE	\$193,132	\$60,000	\$133,132
48.	CIVIC ACTION FUND - LORAL SYSTEMS GROUP (FKA GOODYEAR AEROSPACE CORP PAC)	\$273,759	\$146,865	\$126,894
49.	FUND FOR DEMOCRATIC LEADERSHIP FKA SAC PAC	\$126,000	\$0	\$126,000
50.	NATIONAL COMMITTEE FOR AN EFFECTIVE CONGRESS	\$775,124	\$650,750	\$124,374

9 / 0 8 0 0 1 0 0
 50 PAC'S WITH THE LARGEST
 DECLINE IN CONTRIBUTIONS TO CANDIDATES 1992-1994

RANK	NAME	1994 CONTRIB	1992 CONTRIB	CHANGE
1.	REALTORS POLITICAL ACTION COMMITTEE	\$1,851,978	\$2,950,138	-\$1,098,160
2.	AMERICAN MEDICAL ASSOCIATION POLITICAL ACTION COMMITTEE	\$2,386,947	\$2,936,558	-\$549,611
3.	DISTRICT NO 1-MESA/MMU (AFL-CIO) POLITICAL ACTION FUND	\$156,500	\$705,550	-\$549,050
4.	NATIONAL PAC	\$219,000	\$684,000	-\$465,000
5.	NATIONAL ASSOCIATION OF RETIRED FEDERAL EMPLOYEES POLITICAL ACTION COMMITTEE (NARFE-PAC)	\$996,500	\$1,437,250	-\$440,750
6.	NATIONAL COMMITTEE TO PRESERVE SOCIAL SECURITY AND MEDICARE - PAC	\$537,261	\$941,650	-\$404,389
7.	STONE CONTAINER CORPORATION POLITICAL ACTION COMMITTEE	\$80,000	\$352,450	-\$272,450
8.	AIR LINE PILOTS ASSOCIATION POLITICAL ACTION COMMITTEE	\$1,001,186	\$1,260,593	-\$259,407
9.	WOMEN'S CAMPAIGN FUND INC	\$262,038	\$513,067	-\$251,029
10.	AMERICAN DENTAL POLITICAL ACTION COMMITTEE	\$1,180,197	\$1,416,958	-\$236,761
11.	AUTO DEALERS AND DRIVERS FOR FREE TRADE PAC	\$303,900	\$538,550	-\$234,650
12.	NATIONAL ORGANIZATION FOR WOMEN POLITICAL ACTION COMMITTEE (NOW/PAC)	\$94,500	\$322,385	-\$227,885
13.	UNITED STEELWORKERS OF AMERICA POLITICAL ACTION FUND	\$1,037,762	\$1,253,949	-\$216,187
14.	SEAFARERS' POLITICAL ACTIVITY DONATION (SPAD)	\$709,544	\$916,796	-\$207,252
15.	INTERNATIONAL BROTHERHOOD OF PAINTERS & ALLIED TRADES POLITICAL ACTION TOGETHER POL CMTZ	\$72,800	\$279,002	-\$206,202
16.	COMMITTEE ON LETTER CARRIERS POLITICAL EDUCATION (LETTER CARRIERS POLITICAL ACTION FUND)	\$1,428,290	\$1,634,277	-\$205,987
17.	SIERRA CLUB COMMITTEE ON POLITICAL EDUCATION	\$406,631	\$608,680	-\$202,049
18.	UNITED ASSOCIATION POLITICAL EDUCATION COMMITTEE	\$636,350	\$835,456	-\$199,106
19.	ASSOCIATION OF TRIAL LAWYERS OF AMERICA POLITICAL ACTION COMMITTEE	\$2,164,035	\$2,361,135	-\$197,100
20.	EATON CORPORATION PUBLIC POLICY ASSOCIATION	\$22,000	\$218,600	-\$196,600
21.	COPE COMMITTEE OF THE UNITED RUBBER CORK LINOLEUM AND PLASTIC WORKERS OF AMERICA AFL-CIO	\$317,550	\$505,730	-\$188,180
22.	LABORERS' POLITICAL LEAGUE	\$1,205,867	\$1,387,406	-\$181,539
23.	FUND FOR A DEMOCRATIC MAJORITY	\$10,500	\$185,530	-\$175,030
24.	HUDSON VALLEY POLITICAL ACTION COMMITTEE	\$107,650	\$266,965	-\$159,315
25.	AMERICAN BANKERS ASSOCIATION BANKPAC	\$1,343,150	\$1,498,388	-\$155,238
26.	JONES, DAY, REAVIS & FOGUE GOOD GOVERNMENT FUND	\$24,300	\$176,082	-\$151,782
27.	POLITICAL FUND COMMITTEE OF THE AMERICAN POSTAL WORKERS UNION, AFL-CIO	\$746,235	\$892,290	-\$146,055
28.	GTE CORPORATION POLITICAL ACTION CLUB (GTE PAC)	\$472,016	\$615,977	-\$143,961
29.	NATIONAL COUNCIL OF SENIOR CITIZENS POLITICAL ACTION COMMITTEE	\$81,500	\$221,750	-\$140,250
30.	NATIONAL CABLE TELEVISION ASSOCIATION'S POLITICAL ACTION COMMITTEE (CABLE PAC)	\$496,900	\$636,199	-\$139,299
31.	EMILY'S LIST	\$227,689	\$365,318	-\$137,629
32.	HOUSE LEADERSHIP FUND; THE	\$112,865	\$244,056	-\$131,191
33.	JOINT ACTION COMMITTEE FOR POLITICAL AFFAIR	\$79,208	\$205,000	-\$125,792
34.	GENERAL ELECTRIC COMPANY POLITICAL ACTION COMMITTEE	\$559,045	\$683,350	-\$124,305
35.	AMERICA'S LEADERS' FUND (AKA CHICAGO CAMPAIGN COMMITTEE)	\$9,000	\$120,703	-\$111,703
36.	SPRINTPAC	\$314,000	\$424,060	-\$110,060
37.	REPUBLICAN LEADER'S FUND	\$64,000	\$169,000	-\$105,000
38.	PUBLIC SERVICE POLITICAL ACTION COMMITTEE	\$35,800	\$140,553	-\$104,753
39.	GRUNMAN POLITICAL ACTION COMMITTEE	\$146,355	\$250,350	-\$103,995
40.	GENERAL ATOMICS POLITICAL ACTION COMMITTEE	\$204,070	\$305,550	-\$101,480
41.	ATLANTIC RICHFIELD COMPANY, ARCO PAC	\$222,480	\$323,534	-\$101,054
42.	CHASE MANHATTAN CORPORATION POLITICAL ACTION COMMITTEE - (CHASEPAC)	\$181,341	\$282,013	-\$100,672
43.	NEW YORK MEDICAL CORPORATION POLITICAL ACTION COMMITTEE	\$1,000	\$94,653	-\$93,653
44.	INTERNATIONAL BROTHERHOOD OF BOILERMAKERS, IN SP BDRS, BKTHS, PRGRS & HLPAS-LEG ED.-FUND	\$305,250	\$398,100	-\$92,850
45.	BELLSOUTH TELECOMMUNICATIONS INC FEDERAL POLITICAL ACTION COMMITTEE	\$426,500	\$519,207	-\$92,707
46.	PELICAN POLITICAL ACTION COMMITTEE	\$1,458	\$93,284	-\$91,826
47.	RIGHT TO WORK POLITICAL ACTION COMMITTEE	\$114,800	\$205,151	-\$90,351
48.	VETERANS OF FOREIGN WARS POLITICAL ACTION COMMITTEE INC	\$12,550	\$102,675	-\$90,125
49.	COMMITTEE FOR THOROUGH AGRICULTURAL POLITICAL EDUCATION OF ASSOCIATED MILK PRODUCERS, INC	\$789,231	\$877,550	-\$88,319
50.	HOLLYWOOD WOMEN'S POLITICAL COMMITTEE	\$189,500	\$278,500	-\$89,000

9 / 0 8 0 0 1 3 0 ,
1993-94
TOP 50 MONEY RAISERS

RANK	NAME	RECEIPTS
1	DEMOCRATIC REPUBLICAN INDEPENDENT VOTER EDUCATION COMMITTEE	\$8,784,746
2	CAMPAIGN AMERICA	\$8,641,824
3	EMILY'S LIST	\$6,959,427
4	MRA POLITICAL VICTORY FUND	\$6,831,712
5	AMERICAN FEDERATION OF STATE COUNTY & MUNICIPAL EMPLOYEES - P E O P L E, QUALIFIED	\$5,694,792
6	ASSOCIATION OF TRIAL LAWYERS OF AMERICA POLITICAL ACTION COMMITTEE	\$4,531,724
7	NATIONAL EDUCATION ASSOCIATION POLITICAL ACTION COMMITTEE	\$4,500,796
8	AMERICAN MEDICAL ASSOCIATION POLITICAL ACTION COMMITTEE	\$4,465,815
9	UAW - V - CAP (UAW VOLUNTARY COMMUNITY ACTION PROGRAM)	\$4,335,563
10	REALTORS POLITICAL ACTION COMMITTEE	\$3,554,354
11	MACHINISTS NON-PARTISAN POLITICAL LEAGUE	\$3,508,238
12	DEALERS ELECTION ACTION COMMITTEE OF THE NATIONAL AUTOMOBILE DEALERS ASSOCIATION (NADA)	\$2,925,638
13	UNITED PARCEL SERVICE POLITICAL ACTION COMMITTEE (UPSPAC)	\$2,854,404
14	AMERICAN TELEPHONE & TELEGRAPH COMPANY POLITICAL ACTION COMMITTEE (AT&T PAC)	\$2,566,703
15	TRANSPORTATION POLITICAL EDUCATION LEAGUE	\$2,564,188
16	INTERNATIONAL BROTHERHOOD OF ELECTRICAL WORKERS COMMITTEE ON POLITICAL EDUCATION	\$2,418,884
17	NATIONAL CONSERVATION CLUB (FKA) NATIONAL CONGRESSIONAL CLUB	\$2,372,066
18	AMERICAN FEDERATION OF TEACHERS COMMITTEE ON POLITICAL EDUCATION	\$2,320,690
19	ACTIVE BALLOT CLUB, A DEPT OF UNITED FOOD & COMMERCIAL WORKERS INT'L UNION	\$2,279,950
20	CWA-COPE POLITICAL CONTRIBUTIONS COMMITTEE	\$2,180,004
21	NATIONAL ASSOCIATION OF LIFE UNDERWRITERS POLITICAL ACTION COMMITTEE	\$2,097,172
22	VOTER GUIDE	\$2,046,730
23	NATIONAL ASSOCIATION OF RETIRED FEDERAL EMPLOYEES POLITICAL ACTION COMMITTEE (NARFE-PAC)	\$1,933,619
24	CALIFORNIA DEMOCRATIC VOTER CHECKLIST	\$1,841,249
25	VOICE OF TEACHERS FOR EDUC/CNTE ON POL EDUC OF NY STATE UNTD TEACHERS (VOTE/COPE) OF NYSUT	\$1,767,577
26	NATIONAL COMMITTEE FOR AN EFFECTIVE CONGRESS	\$1,743,112
27	BUILD POLITICAL ACTION COMMITTEE OF THE NATIONAL ASSOCIATION OF HOME BUILDERS	\$1,740,689
28	CARPENTERS LEGISLATIVE IMPROVEMENT COMM, UNITED BROTHERHOOD OF CARPENTERS & JOINERS OF AME	\$1,651,585
29	EFFECTIVE GOVERNMENT COMMITTEE	\$1,627,209
30	COMMITTEE ON LETTER CARRIERS POLITICAL EDUCATION (LETTER CARRIERS POLITICAL ACTION FUND)	\$1,600,399
31	TEXAS MEDICAL ASSOCIATION POLITICAL ACTION COMMITTEE	\$1,578,299
32	WOMEN'S CAMPAIGN FUND INC	\$1,543,289
33	ELECT-THU POLITICAL ACTION COMMITTEE OF THE ALABAMA FARMERS FEDERATION	\$1,537,025
34	AMERICAN BANKERS ASSOCIATION BANKPAC	\$1,534,325
35	AMERICAN ACADEMY OF OPHTHALMOLOGY INC POLITICAL COMMITTEE ("OPHTHPAC")	\$1,485,968
36	NATIONAL COMMITTEE TO PRESERVE SOCIAL SECURITY AND MEDICARE - PAC	\$1,430,516
37	AMERICAN DENTAL POLITICAL ACTION COMMITTEE	\$1,423,530
38	NEW YORK STATE LABORERS POLITICAL ACTION COMMITTEE	\$1,421,877
39	AIRCRAFT OWNERS AND PILOTS ASSOCIATION POLITICAL ACTION COMMITTEE	\$1,419,776
40	LABORERS' POLITICAL LEAGUE	\$1,411,267
41	NATIONAL RIGHT TO LIFE POLITICAL ACTION COMMITTEE	\$1,407,973
42	AMERICANS FOR FREE INTERNATIONAL TRADE POLITICAL ACTION COMMITTEE INC	\$1,397,604
43	FEDERAL EXPRESS CORPORATION POLITICAL ACTION COMMITTEE "FEPAC"	\$1,389,291
44	ALLIANCE FOR AMERICAN LEADERSHIP (FKA CHENEY FOR CONG)	\$1,374,127
45	UNITED STEELWORKERS OF AMERICA POLITICAL ACTION FUND	\$1,371,848
46	TEAM/AMERITECH POLITICAL ACTION COMMITTEE	\$1,370,945
47	NATIONAL BEER WHOLESALERS' ASSOCIATION POLITICAL ACTION COMMITTEE (NBWA PAC)	\$1,361,109
48	SEAFARERS POLITICAL ACTIVITY DONATION (SPAD)	\$1,352,414
49	NATIONAL PAC	\$1,351,976
50	APL-CIO COMMITTEE ON POLITICAL EDUCATION/POLITICAL CONTRIBUTIONS COMMITTEE	\$1,337,807

9 / 0 8 0 0 1 8 1 0

1993-94
TOP 50 SPENDERS

RANK	NAME	DISBURSEMENTS
1	DEMOCRATIC REPUBLICAN INDEPENDENT VOTER EDUCATION COMMITTEE	\$8,455,641
2	EMILY'S LIST	\$7,481,360
3	CAMPAIGN AMERICA	\$6,701,622
4	AMERICAN FEDERATION OF STATE COUNTY & MUNICIPAL EMPLOYEES - P O P L E, QUALIFIED	\$6,414,368
5	NRA POLITICAL VICTORY FUND	\$5,948,803
6	ASSOCIATION OF TRIAL LAWYERS OF AMERICA POLITICAL ACTION COMMITTEE	\$4,568,788
7	NATIONAL EDUCATION ASSOCIATION POLITICAL ACTION COMMITTEE	\$4,434,084
8	AMERICAN MEDICAL ASSOCIATION POLITICAL ACTION COMMITTEE	\$3,924,057
9	MACHINISTS NON-PARTISAN POLITICAL LEAGUE	\$3,684,825
10	UAW - V - CAP (UAW VOLUNTARY COMMUNITY ACTION PROGRAM)	\$3,595,504
11	UNITED PARCEL SERVICE POLITICAL ACTION COMMITTEE (UPSPAC)	\$3,350,884
12	DEALERS ELECTION ACTION COMMITTEE OF THE NATIONAL AUTOMOBILE DEALERS ASSOCIATION (NADA)	\$2,751,789
13	AMERICAN TELEPHONE & TELEGRAPH COMPANY POLITICAL ACTION COMMITTEE (ATTET PAC)	\$2,667,973
14	REALTORS POLITICAL ACTION COMMITTEE	\$2,572,473
15	TRANSPORTATION POLITICAL EDUCATION LEAGUE	\$2,547,886
16	INTERNATIONAL BROTHERHOOD OF ELECTRICAL WORKERS COMMITTEE ON POLITICAL EDUCATION	\$2,376,812
17	NATIONAL CONSERVATIVE CLUB (FKA) NATIONAL CONGRESSIONAL CLUB	\$2,372,999
18	NATIONAL COMMITTEE TO PRESERVE SOCIAL SECURITY AND MEDICARE - PAC	\$2,208,721
19	ACTIVE BALLOT CLUB, A DEPT OF UNITED FOOD & COMMERCIAL WORKERS INT'L UNION	\$2,152,055
20	CWA-COPE POLITICAL CONTRIBUTIONS COMMITTEE	\$2,131,112
21	VOTER GUIDE	\$2,041,162
22	NATIONAL ASSOCIATION OF LIFE UNDERWRITERS POLITICAL ACTION COMMITTEE	\$1,891,351
23	AMERICAN INSTITUTE OF CERTIFIED PUBLIC ACCOUNTANTS EFFECTIVE LEGISLATION COMMITTEE (AICPA)	\$1,890,052
24	ELECT-THE POLITICAL ACTION COMMITTEE OF THE ALABAMA FARMERS FEDERATION	\$1,852,573
25	AMERICAN FEDERATION OF TEACHERS COMMITTEE ON POLITICAL EDUCATION	\$1,839,479
26	CALIFORNIA DEMOCRATIC VOTER CHECKLIST	\$1,836,057
27	BUILD POLITICAL ACTION COMMITTEE OF THE NATIONAL ASSOCIATION OF HOME BUILDERS	\$1,779,659
28	VOICE OF TEACHERS FOR EDUC/CHTE ON POL EDUC OF NY STATE UNTD TEACHERS (VOTE/COPE) OF NY&UT	\$1,726,235
29	CARPENTERS LEGISLATIVE IMPROVEMENT COMM, UNITED BROTHERHOOD OF CARPENTERS & JOINERS OF AME	\$1,723,095
30	NATIONAL COMMITTEE FOR AN EFFECTIVE CONGRESS	\$1,716,606
31	COMMITTEE ON LETTER CARRIERS POLITICAL EDUCATION (LETTER CARRIERS POLITICAL ACTION FUND)	\$1,669,554
32	EFFECTIVE GOVERNMENT COMMITTEE	\$1,632,415
33	AMERICANS FOR FREE INTERNATIONAL TRADE POLITICAL ACTION COMMITTEE INC	\$1,596,302
34	AMERICAN BANKERS ASSOCIATION BANKPAC	\$1,590,160
35	TEXAS MEDICAL ASSOCIATION POLITICAL ACTION COMMITTEE	\$1,567,542
36	WOMEN'S CAMPAIGN FUND INC	\$1,534,286
37	UNITED STEELWORKERS OF AMERICA POLITICAL ACTION FUND	\$1,458,622
38	NATIONAL BEER WHOLESALERS' ASSOCIATION POLITICAL ACTION COMMITTEE (NBWA PAC)	\$1,452,735
39	LABORERS' POLITICAL LEAGUE	\$1,451,138
40	NEW YORK STATE LABORERS' POLITICAL ACTION COMMITTEE	\$1,449,599
41	AMERICAN ACADEMY OF OPHTHALMOLOGY INC POLITICAL COMMITTEE ("OPHTHPAC")	\$1,404,724
42	NATIONAL RIGHT TO LIFE POLITICAL ACTION COMMITTEE	\$1,399,624
43	AMERICAN DENTAL POLITICAL ACTION COMMITTEE	\$1,397,110
44	SEAPARERS POLITICAL ACTIVITY DONATION (SPAD)	\$1,387,034
45	NATIONAL ASSOCIATION OF RETIRED FEDERAL EMPLOYEES POLITICAL ACTION COMMITTEE (NARFE-PAC)	\$1,373,956
46	FEDERAL EXPRESS CORPORATION POLITICAL ACTION COMMITTEE "FEPAC"	\$1,372,787
47	POLITICAL ACTION COMMITTEE OF THE AMERICAN HOSPITAL ASSOCIATION	\$1,370,803
48	AFL-CIO COMMITTEE ON POLITICAL EDUCATION/POLITICAL CONTRIBUTIONS COMMITTEE	\$1,330,716
49	UNION PACIFIC FUND FOR EFFECTIVE GOVERNMENT	\$1,299,256
50	ALLIANCE FOR AMERICAN LEADERSHIP (FKA CHENEY FOR CONG)	\$1,294,356

9 / 0 8 0 6 0 1 8 1 1

1993-94
TOP 50 CONTRIBUTORS TO FEDERAL CANDIDATES

RANK	NAME	CONTRIBUTIONS
1.	UNITED PARCEL SERVICE POLITICAL ACTION COMMITTEE (UPSPAC)	\$2,647,113
2.	AMERICAN FEDERATION OF STATE COUNTY & MUNICIPAL EMPLOYEES - P E O P L E, QUALIFIED	\$2,529,682
3.	DEMOCRATIC REPUBLICAN INDEPENDENT VOTER EDUCATION COMMITTEE	\$2,487,152
4.	AMERICAN MEDICAL ASSOCIATION POLITICAL ACTION COMMITTEE	\$2,386,947
5.	NATIONAL EDUCATION ASSOCIATION POLITICAL ACTION COMMITTEE	\$2,260,850
6.	ASSOCIATION OF TRIAL LAWYERS OF AMERICA POLITICAL ACTION COMMITTEE	\$2,164,035
7.	UAW - V - CAP (UAW VOLUNTARY COMMUNITY ACTION PROGRAM)	\$2,147,190
8.	NRA POLITICAL VICTORY FUND	\$1,853,038
9.	REALTORS POLITICAL ACTION COMMITTEE	\$1,851,978
10.	DEALERS ELECTION ACTION COMMITTEE OF THE NATIONAL AUTOMOBILE DEALERS ASSOCIATION (NADA)	\$1,832,570
11.	AMERICAN INSTITUTE OF CERTIFIED PUBLIC ACCOUNTANTS EFFECTIVE LEGISLATION COMMITTEE (AICPA)	\$1,737,520
12.	MACHINISTS NON-PARTISAN POLITICAL LEAGUE	\$1,702,081
13.	INTERNATIONAL BROTHERHOOD OF ELECTRICAL WORKERS COMMITTEE ON POLITICAL EDUCATION	\$1,610,025
14.	ACTIVE BALLOT CLUB, A DEPT OF UNITED FOOD & COMMERCIAL WORKERS INT'L UNION	\$1,460,639
15.	COMMITTEE ON LETTER CARRIERS POLITICAL EDUCATION (LETTER CARRIERS POLITICAL ACTION FUND)	\$1,428,290
16.	CARPENTERS LEGISLATIVE IMPROVEMENT COMM, UNITED BROTHERHOOD OF CARPENTERS & JOINERS OF AME	\$1,423,200
17.	AMERICAN BANKERS ASSOCIATION BANKPAC	\$1,343,150
18.	NATIONAL ASSOCIATION OF LIFE UNDERWRITERS POLITICAL ACTION COMMITTEE	\$1,338,890
19.	BUILD POLITICAL ACTION COMMITTEE OF THE NATIONAL ASSOCIATION OF HOME BUILDERS	\$1,329,599
20.	AMERICAN TELEPHONE & TELEGRAPH COMPANY POLITICAL ACTION COMMITTEE (ATT PAC)	\$1,294,244
21.	AMERICAN FEDERATION OF TEACHERS COMMITTEE ON POLITICAL EDUCATION	\$1,290,690
22.	NATIONAL BEER WHOLESALE ASSOCIATION POLITICAL ACTION COMMITTEE (NBWA PAC)	\$1,248,724
23.	TRANSPORTATION POLITICAL EDUCATION LEAGUE	\$1,233,555
24.	LABORERS' POLITICAL LEAGUE	\$1,205,867
25.	AMERICAN DENTAL POLITICAL ACTION COMMITTEE	\$1,180,197
26.	AMERICAN NURSES' ASSOCIATION PAC (ANA-PAC) (FKA N-CAP)	\$1,084,508
27.	POLITICAL ACTION COMMITTEE OF THE AMERICAN HOSPITAL ASSOCIATION	\$1,060,817
28.	CWA-COPE POLITICAL CONTRIBUTIONS COMMITTEE	\$1,059,073
29.	UNITED STEELWORKERS OF AMERICA POLITICAL ACTION FUND	\$1,037,762
30.	AIR LINE PILOTS ASSOCIATION POLITICAL ACTION COMMITTEE	\$1,001,186
31.	NATIONAL ASSOCIATION OF RETIRED FEDERAL EMPLOYEES POLITICAL ACTION COMMITTEE (NARFE-PAC)	\$996,500
32.	APL-CIO COMMITTEE ON POLITICAL EDUCATION/POLITICAL CONTRIBUTIONS COMMITTEE	\$981,439
33.	AMERICAN MARITIME OFFICERS, AFL-CIO VOLUNTARY POLITICAL ACTION FUND	\$926,120
34.	SERVICE EMPLOYEES INT'L UNION COMMITTEE ON POLITICAL EDUCATION POLITICAL CAMPAIGN COMM	\$901,194
35.	AMERICAN ACADEMY OF OPHTHALMOLOGY INC POLITICAL COMMITTEE ("OPHTHPAC")	\$821,005
36.	FEDERAL EXPRESS CORPORATION POLITICAL ACTION COMMITTEE "FEPAC"	\$816,600
37.	COMMITTEE FOR THOROUGH AGRICULTURAL POLITICAL EDUCATION OF ASSOCIATED MILK PRODUCERS, INC	\$788,231
38.	NJR POLITICAL ACTION COMMITTEE NJR WABISCO INC (NJR PAC)	\$784,400
39.	NATIONAL COMMITTEE FOR AN EFFECTIVE CONGRESS	\$775,124
40.	LEAGUE OF CONSERVATION VOTERS INC POLITICAL ACTION COMMITTEE (LCV EARTH FUND)	\$774,717
41.	AMERICANS FOR FREE INTERNATIONAL TRADE POLITICAL ACTION COMMITTEE INC	\$770,700
42.	POLITICAL FUND COMMITTEE OF THE AMERICAN POSTAL WORKERS UNION, AFL-CIO	\$746,235
43.	SHEET METAL WORKERS INTERNATIONAL ASSOCIATION POLITICAL ACTION LEAGUE (PAL)	\$742,550
44.	SEAFARERS POLITICAL ACTIVITY DONATION (SPAD)	\$709,544
45.	EFFECTIVE GOVERNMENT COMMITTEE	\$704,596
46.	ASSOCIATED GENERAL CONTRACTORS POLITICAL ACTION COMMITTEE	\$697,697
47.	INTERNATIONAL ASSOCIATION OF FIREFIGHTERS INTERESTED IN REGISTRATION AND EDUCATION PAC	\$686,467
48.	AMERICAN OPTOMETRIC ASSOCIATION POLITICAL ACTION COMMITTEE	\$659,130
49.	NATIONAL RESTAURANT ASSOCIATION POLITICAL ACTION COMMITTEE	\$658,844
50.	PHILIP MORRIS COMPANIES INC POLITICAL ACTION COMMITTEE (AKA PHIL-PAC)	\$652,666

9 / 0 8 0 6 U { 8 1 2

1993-94
TOP 50 CASH ON HAND

RANK	NAME	CASH ON HAND
1	INTERNATIONAL LONGSHOREMEN'S ASSOCIATION AFL-CIO COMMITTEE ON POLITICAL EDUCATION ILA-COPE	\$4,868,646
2	UAW - V - CAP (UAW VOLUNTARY COMMUNITY ACTION PROGRAM)	\$2,946,023
3	CAMPAIGN AMERICA	\$2,473,035
4	DEALERS ELECTION ACTION COMMITTEE OF THE NATIONAL AUTOMOBILE DEALERS ASSOCIATION (NADA)	\$2,189,465
5	INTERNATIONAL LADIES GARMENT WORKERS UNION CAMPAIGN COMMITTEE	\$1,786,947
6	MRA POLITICAL VICTORY FUND	\$1,416,678
7	NATIONAL ASSOCIATION OF RETIRED FEDERAL EMPLOYEES POLITICAL ACTION COMMITTEE (NARFE-PAC)	\$1,346,158
8	REALTORS POLITICAL ACTION COMMITTEE	\$1,100,275
9	COMMITTEE FOR THOROUGH AGRICULTURAL POLITICAL EDUCATION OF ASSOCIATED MILK PRODUCERS, INC	\$1,041,846
10	AMERICAN FEDERATION OF TEACHERS COMMITTEE ON POLITICAL EDUCATION	\$922,250
11	ENGINEERS POLITICAL EDUCATION COMMITTEE (EPEC)/INTERNATIONAL UNION OF OPERATING ENGINEERS	\$883,145
12	VOICE OF TEACHERS FOR EDUC/CHTR ON POL EDUC OF NY STATE UNTD TEACHERS (VOTE/COPE) OF NYST	\$871,822
13	AMERICAN MEDICAL ASSOCIATION POLITICAL ACTION COMMITTEE	\$829,101
14	DISTRICT NO 1-PCD MESA POLITICAL ACTION FUND (MEBA-PAP)	\$821,743
15	COMMODITY FUTURES POLITICAL ACTION FUND OF THE CHICAGO MERCANTILE EXCHANGE	\$772,416
16	TRANSPORTATION POLITICAL EDUCATION LEAGUE	\$693,942
17	NEW JERSEY STATE LABORERS' POLITICAL ACTION COMMITTEE/LABORERS' POLITICAL LEAGUE (NJSLEPAC)	\$672,156
18	DEMOCRATIC REPUBLICAN INDEPENDENT VOTER EDUCATION COMMITTEE	\$639,535
19	SUNBELT GOOD GOVERNMENT COMMITTEE OF WINN-DIXIE STORES, INC.	\$602,028
20	AUTO DEALERS AND DRIVERS FOR FREE TRADE PAC	\$532,645
21	AMERICAN PHYSICAL THERAPY CONGRESSIONAL ACTION COMMITTEE	\$483,964
22	EMILY'S LIST	\$469,437
23	AMERICAN OPTOMETRIC ASSOCIATION POLITICAL ACTION COMMITTEE	\$468,252
24	NATIONAL COMMITTEE FOR AN EFFECTIVE CONGRESS	\$437,226
25	NATIONAL ASSOCIATION OF LIFE UNDERWRITERS POLITICAL ACTION COMMITTEE	\$410,734
26	ENTERPRISE LEASING COMPANY POLITICAL ACTION COMMITTEE	\$409,838
27	SUN BANKS INC POLITICAL ACTION COMMITTEE (SUN BANKPAC)	\$407,049
28	MACHINISTS NON-PARTISAN POLITICAL LEAGUE	\$404,604
29	COMPASS BANCSHARES INC POLITICAL ACTION COMMITTEE (COMPASS BANCPCAC)	\$391,764
30	ALABAMA MEDICAL PAC	\$387,953
31	NATIONAL LEAGUE OF POSTMASTERS POLITICAL ACTION COMMITTEE	\$384,103
32	AMERICAN INSTITUTE OF CERTIFIED PUBLIC ACCOUNTANTS EFFECTIVE LEGISLATION COMMITTEE (AICPA)	\$370,931
33	NATIONAL EDUCATION ASSOCIATION POLITICAL ACTION COMMITTEE	\$368,102
34	FORD MOTOR COMPANY CIVIC ACTION FUND	\$344,489
35	LOCAL 745 DRIVE	\$343,065
36	BANC ONE PAC	\$341,377
37	ASSOCIATION OF TRIAL LAWYERS OF AMERICA POLITICAL ACTION COMMITTEE	\$328,551
38	NATIONSBANK CORPORATION PAC	\$326,812
39	STONE CONTAINER CORPORATION POLITICAL ACTION COMMITTEE	\$323,805
40	NATIONAL COMMITTEE TO PRESERVE SOCIAL SECURITY AND MEDICARE - PAC	\$321,028
41	ACORN POLITICAL ACTION COMMITTEE	\$311,892
42	AIRCRAFT OWNERS AND PILOTS ASSOCIATION POLITICAL ACTION COMMITTEE	\$306,159
43	LOCKHEED EMPLOYEES' POLITICAL ACTION COMMITTEE	\$302,410
44	MORGAN STANLEY & CO INCORPORATED BETTER GOVERNMENT FUND	\$285,189
45	AMERICAN SOCIETY OF ANESTHESIOLOGISTS POLITICAL ACTION COMMITTEE (ASAPAC)	\$282,335
46	COMMITTEE FOR GOOD GOVERNMENT INTERNATIONAL UNION UAW	\$280,562
47	NATIONAL ASSOCIATION OF SOCIAL WORKERS POLITICAL ACTION FOR CANDIDATE ELECTION	\$278,766
48	S-PAC	\$265,035
49	SYMMS POLITICAL ACTION COMMITTEE (SYMMS PAC)	\$259,962
50	BARNETT PEOPLE FOR BETTER GOVERNMENT INC - FEDERAL A PAC OF BARNETT BANKS INC	\$256,930

9 / 0 8 0 6 0 1 3 1 3

1993-94
TOP 50 MONEY RAISERS - CORPORATE PAC'S

RANK	NAME	RECEIPTS
1	UNITED PARCEL SERVICE POLITICAL ACTION COMMITTEE (UPSPAC)	\$2,854,404
2	AMERICAN TELEPHONE & TELEGRAPH COMPANY POLITICAL ACTION COMMITTEE (AT&T PAC)	\$2,566,703
3	FEDERAL EXPRESS CORPORATION POLITICAL ACTION COMMITTEE "FEPAC"	\$1,389,291
4	TEAM AMERITECH POLITICAL ACTION COMMITTEE	\$1,370,945
5	UNION PACIFIC FUND FOR EFFECTIVE GOVERNMENT	\$1,161,214
6	BANC ONE PAC	\$1,037,361
7	RJR POLITICAL ACTION COMMITTEE RJR NABISCO INC (RJR PAC)	\$1,027,773
8	PHILIP MORRIS COMPANIES INC POLITICAL ACTION COMMITTEE (AKA PHIL-PAC)	\$1,009,362
9	LOCKHEED EMPLOYEES' POLITICAL ACTION COMMITTEE	\$1,002,345
10	WMX TECHNOLOGIES INC EMPLOYEES' BETTER GOVERNMENT FUND ("WMX PAC")	\$925,015
11	FORD MOTOR COMPANY CIVIC ACTION FUND	\$842,139
12	BELLSOUTH TELECOMMUNICATIONS INC FEDERAL POLITICAL ACTION COMMITTEE	\$820,445
13	GENERAL ELECTRIC COMPANY POLITICAL ACTION COMMITTEE	\$792,730
14	COMPASS BANCSHARES INC POLITICAL ACTION COMMITTEE (COMPASS BANCPAC)	\$790,103
15	MORGAN COMPANIES POLITICAL ACTION COMMITTEE (MORGANPAC)	\$783,329
16	AT&T INCORPORATED POLITICAL ACTION COMMITTEE AFLACPAC	\$681,566
17	U S WEST INC POLITICAL ACTION COMMITTEE (U S WEST PAC)	\$664,584
18	NATIONSBANK CORPORATION PAC	\$635,424
19	BARNETT PEOPLE FOR BETTER GOVERNMENT INC - FEDERAL A PAC OF BARNETT BANKS INC	\$629,917
20	CONSTANT CORP. EMPLOYEE ACTION FUND	\$625,545
21	U.S. TOBACCO EXECUTIVES, ADMINISTRATORS AND MANAGERS POLITICAL ACTION COMMITTEE(USTEAMPAC)	\$619,912
22	GLAXO INC POLITICAL ACTION COMMITTEE	\$607,224
23	GENERAL DYNAMICS CORPORATION VOLUNTARY POLITICAL CONTRIBUTION PLAN	\$606,332
24	CHEMICAL BANK FUND FOR GOOD GOVERNMENT	\$602,484
25	GTE CORPORATION POLITICAL ACTION CLUB (GTE PAC)	\$593,561
26	HOUSEHOLD INTERNATIONAL INC & SUBSIDIARY COMPANIES POLITICAL ACTION COMMITTEE (HOUSEPAC)	\$555,399
27	BELLSOUTH CORPORATION FEDERAL POLITICAL ACTION COMMITTEE	\$551,107
28	EXXON CORPORATION POLITICAL ACTION COMMITTEE (EXPAC)	\$537,406
29	MARTIN MARIETTA CORPORATION POLITICAL ACTION COMMITTEE	\$518,017
30	FLUOR CORPORATION PUBLIC AFFAIRS COMMITTEE (FLUOR PAC)	\$501,141
31	CITICORP VOLUNTARY POLITICAL FUND FEDERAL	\$493,431
32	EMPLOYEES OF NORTHROP GRUMMAN CORPORATION POLITICAL ACTION COMMITTEE (ENGPAC)	\$493,395
33	EMRON POLITICAL ACTION COMMITTEE (FKA HMG/INTERNORTH PAC)	\$486,580
34	CHASE MANHATTAN CORPORATION POLITICAL ACTION COMMITTEE - (CHASEPAC)	\$471,439
35	CIVIC INVOLVEMENT PROGRAM/GENERAL MOTORS CORPORATION	\$457,594
36	NATIONAL CITY CORPORATION PAC IS AKA NATIONAL CITY PAC OR (NC PAC)	\$457,571
37	BENEFICIAL MANAGEMENT CORPORATION AND AFFILIATED CORPORATIONS POLITICAL ACTION COMMITTEE	\$451,505
38	AMOCO POLITICAL ACTION COMMITTEE (AMOCO PAC)	\$443,908
39	CHRYSLER CORPORATION POLITICAL SUPPORT COMMITTEE A/K/A CHRYSLER POLITICAL SUPPORT CMTE	\$439,892
40	PFIER PAC	\$427,366
41	ATLANTIC RICHFIELD COMPANY, ARCO PAC	\$423,834
42	CHEVRON EMPLOYEES POLITICAL ACTION COMMITTEE	\$420,467
43	TEXTRON INC POLITICAL ACTION COMMITTEE	\$420,277
44	MCDONALD'S CORPORATION POLITICAL ACTION COMMITTEE	\$413,613
45	PPSICO CONCERNED CITIZENS FUND	\$410,856
46	TENNECO INC. EMPLOYEES' GOOD GOVERNMENT FUND (AKA TENNECO EMPLOYEES GOOD GOVERNMENT FUND)	\$407,964
47	ELECTRONIC DATA SYSTEMS EMPLOYEES' POLITICAL ACTION COMMITTEE	\$405,227
48	ACTION FUND OF LEHMAN BROTHERS INC	\$402,202
49	SOUTHWESTERN BELL CORPORATION EMPLOYEE FEDERAL PAC (SWB EMPAC OR EMPAC)	\$394,933
50	MEMA CORPORATION FEDERAL POLITICAL COMMITTEE	\$393,256

RANK	NAME	DISBURSEMENTS
1	UNITED PARCEL SERVICE POLITICAL ACTION COMMITTEE (USPAC)	\$3,350,884
2	AMERICAN TELEPHONE & TELEGRAPH COMPANY POLITICAL ACTION COMMITTEE (AT&T PAC)	\$2,667,973
3	FEDERAL EXPRESS CORPORATION POLITICAL ACTION COMMITTEE "FEPAC"	\$1,372,787
4	UNION PACIFIC FUND FOR EFFECTIVE GOVERNMENT	\$1,299,256
5	TEAM AMERITECH POLITICAL ACTION COMMITTEE (AKA PHIL-PAC)	\$1,205,881
6	PHILIP MORRIS COMPANIES INC POLITICAL ACTION COMMITTEE (RJR PAC)	\$1,052,792
7	RJR POLITICAL ACTION COMMITTEE RJR NABISCO INC (RJR PAC)	\$1,018,106
8	COMPASS BANCSHARES INC POLITICAL ACTION COMMITTEE (COMPASS BANCPAC)	\$974,893
9	BANC ONE PAC	\$934,434
10	WHX TECHNOLOGIES INC EMPLOYEES' BETTER GOVERNMENT FUND ("WHX PAC")	\$886,508
11	NATIONSBANK CORPORATION PAC	\$875,890
12	BELLSOUTH TELECOMMUNICATIONS INC FEDERAL POLITICAL ACTION COMMITTEE	\$843,711
13	GENERAL ELECTRIC COMPANY POLITICAL ACTION COMMITTEE	\$796,265
14	LOCKHEED EMPLOYEES' POLITICAL ACTION COMMITTEE	\$750,047
15	MORGAN COMPANIES POLITICAL ACTION COMMITTEE (MORGANPAC)	\$717,554
16	GENERAL DYNAMICS CORPORATION VOLUNTARY POLITICAL CONTRIBUTION PLAN	\$686,372
17	U S WEST INC POLITICAL ACTION COMMITTEE (U S WEST PAC)	\$686,299
18	BARNETT PEOPLE FOR BETTER GOVERNMENT INC - FEDERAL A PAC OF BARNETT BANKS INC	\$682,178
19	APLAC INCORPORATED POLITICAL ACTION COMMITTEE AFLACPAC	\$653,265
20	FORD MOTOR COMPANY CIVIC ACTION FUND	\$645,801
21	COASTAL CORP. EMPLOYEE ACTION FUND	\$634,112
22	U.S. TOBACCO EXECUTIVES, ADMINISTRATORS AND MANAGERS POLITICAL ACTION COMMITTEE (USTEAMPAC)	\$620,701
23	GTE CORPORATION POLITICAL ACTION CLUB (GTE PAC)	\$620,555
24	GLAXO INC POLITICAL ACTION COMMITTEE	\$608,710
25	MORGAN STANLEY & CO INCORPORATED BETTER GOVERNMENT FUND	\$577,878
26	CHEMICAL BANK FUND FOR GOOD GOVERNMENT	\$576,369
27	FLUOR CORPORATION PUBLIC AFFAIRS COMMITTEE (FLUOR PAC)	\$557,357
28	EXXON CORPORATION POLITICAL ACTION COMMITTEE (EXPAC)	\$547,962
29	MARTIN MARIETTA CORPORATION POLITICAL ACTION COMMITTEE	\$529,709
30	HOUSEHOLD INTERNATIONAL INC & SUBSIDIARY COMPANIES POLITICAL ACTION COMMITTEE (HOUSEPAC)	\$524,150
31	COOPER INDUSTRIES POLITICAL ACTION COMMITTEE (CIPAC)	\$480,601
32	CIVIC INVOLVEMENT PROGRAM/GENERAL MOTORS CORPORATION	\$477,782
33	NATIONAL CITY CORPORATION PAC IS AKA NATIONAL CITY PAC OR (NC PAC)	\$473,401
34	ENRON POLITICAL ACTION COMMITTEE (PKA HNG/INTERMOUTH PAC)	\$467,079
35	AMOCO POLITICAL ACTION COMMITTEE (AMOCO PAC)	\$463,816
36	CITICORP VOLUNTARY POLITICAL FUND FEDERAL	\$452,814
37	AMSOUTH POLITICAL ACTION COMMITTEE	\$447,344
38	CHASE MANHATTAN CORPORATION POLITICAL ACTION COMMITTEE - (CHASEPAC)	\$445,855
39	ATLANTIC RICHFIELD COMPANY, ARCO PAC	\$445,612
40	ELECTRONIC DATA SYSTEMS EMPLOYEES' POLITICAL ACTION COMMITTEE	\$444,056
41	SOUTHWEST CORPORATION COMMITTEE FOR GOOD GOVERNMENT	\$443,968
42	BELLSOUTH CORPORATION FEDERAL POLITICAL ACTION COMMITTEE	\$431,474
43	MCDONALD'S CORPORATION POLITICAL ACTION COMMITTEE	\$431,417
44	AMERICAN AIRLINES POLITICAL ACTION COMMITTEE	\$426,852
45	PFIZER PAC	\$424,242
46	EMPLOYEES OF NORTHRUP GRUMMAN CORPORATION POLITICAL ACTION COMMITTEE (ENGOPAC)	\$422,969
47	TEXTRON INC POLITICAL ACTION COMMITTEE	\$420,393
48	HEARILL LYNCH & CO INC POLITICAL ACTION COMMITTEE	\$418,410
49	CHRYSLER CORPORATION POLITICAL SUPPORT COMMITTEE A/K/A CHRYSLER POLITICAL SUPPORT CMTE	\$417,015
50	PEPICO CONCERNED CITIZENS FUND	\$415,017

97080301813

1993-94
CORPORATE
TOP 50 CONTRIBUTORS TO FEDERAL CANDIDATES

RANK	NAME	CONTRIBUTIONS
1.	UNITED PARCEL SERVICE POLITICAL ACTION COMMITTEE (UPSPAC)	\$2,647,113
2.	AMERICAN TELEPHONE & TELEGRAPH COMPANY POLITICAL ACTION COMMITTEE (AT&T PAC)	\$1,294,244
3.	FEDERAL EXPRESS CORPORATION POLITICAL ACTION COMMITTEE "FEPAC"	\$816,600
4.	RJR POLITICAL ACTION COMMITTEE RJR NABISCO INC (RJR PAC)	\$784,400
5.	PHILIP MORRIS COMPANIES INC POLITICAL ACTION COMMITTEE (AKA PHIL-PAC)	\$652,666
6.	UNION PACIFIC FUND FOR EFFECTIVE GOVERNMENT	\$636,803
7.	NATIONSBANK CORPORATION PAC	\$626,800
8.	LOCKHEED EMPLOYEES' POLITICAL ACTION COMMITTEE	\$592,611
9.	GENERAL ELECTRIC COMPANY POLITICAL ACTION COMMITTEE	\$559,045
10.	MORGAN COMPANIES POLITICAL ACTION COMMITTEE (MORGANPAC)	\$531,550
11.	MARTIN MARIETTA CORPORATION POLITICAL ACTION COMMITTEE	\$530,310
12.	EXXON CORPORATION POLITICAL ACTION COMMITTEE (EXXPAC)	\$495,875
13.	AT&T INCORPORATED POLITICAL ACTION COMMITTEE AFLACPAC	\$494,550
14.	GTE CORPORATION POLITICAL ACTION CLUB (GTE PAC)	\$472,016
15.	GLAXO INC POLITICAL ACTION COMMITTEE	\$441,319
16.	TEAM AMERITECH POLITICAL ACTION COMMITTEE	\$428,957
17.	BELLSOUTH TELECOMMUNICATIONS INC FEDERAL POLITICAL ACTION COMMITTEE	\$426,500
18.	COOPER INDUSTRIES POLITICAL ACTION COMMITTEE (CIPAC)	\$410,000
19.	BARNETT PEOPLE FOR BETTER GOVERNMENT INC - FEDERAL A PAC OF BARNETT BANKS INC	\$397,581
20.	WHX TECHNOLOGIES INC EMPLOYEES' BETTER GOVERNMENT FUND ("WHX PAC")	\$386,846
21.	GENERAL DYNAMICS CORPORATION VOLUNTARY POLITICAL CONTRIBUTION PLAN	\$385,912
22.	U.S. TOBACCO EXECUTIVES, ADMINISTRATORS AND MANAGERS POLITICAL ACTION COMMITTEE (USTEAMPAC)	\$381,050
23.	TEXTRON INC POLITICAL ACTION COMMITTEE	\$356,810
24.	FORD MOTOR COMPANY CIVIC ACTION FUND	\$355,400
25.	CHEVRON EMPLOYEES POLITICAL ACTION COMMITTEE	\$337,493
26.	EMPLOYEES OF NORTROP GRUMMAN CORPORATION POLITICAL ACTION COMMITTEE (ENGPAC)	\$334,939
27.	AMERICAN AIRLINES POLITICAL ACTION COMMITTEE	\$334,800
28.	CITICORP VOLUNTARY POLITICAL ACTION FUND FEDERAL	\$333,168
29.	MORGAN STANLEY & CO INCORPORATED BETTER GOVERNMENT FUND	\$330,740
30.	MCDONALD'S CORPORATION POLITICAL ACTION COMMITTEE	\$326,250
31.	U S WEST INC POLITICAL ACTION COMMITTEE (U S WEST PAC)	\$319,610
32.	SPRINTPAC	\$314,000
33.	PEPSICO CONCERNED CITIZENS FUND	\$310,719
34.	TENNECO INC. EMPLOYEES GOOD GOVERNMENT FUND (AKA TENNECO EMPLOYEES GOOD GOVERNMENT FUND)	\$310,600
35.	CAREPAC, THE BLUE CROSS AND BLUE SHIELD ASSOCIATION POLITICAL ACTION COMMITTEE	\$305,126
36.	FLUOR CORPORATION PUBLIC AFFAIRS COMMITTEE (FLUOR PAC)	\$301,000
37.	COASTAL CORP. EMPLOYEE ACTION FUND	\$292,369
38.	SOUTHWESTERN BELL CORPORATION EMPLOYEE FEDERAL PAC (SMB EHPAC OR EHPAC)	\$287,850
39.	BOEING COMPANY POLITICAL ACTION COMMITTEE (BPAC)	\$286,521
40.	FEDERAL CITIZENSHIP RESPONSIBILITY GROUP OF THE EMPLOYEES OF SOUTHERN CALIFORNIA EDISON CO	\$283,620
41.	ROCKWELL INTERNATIONAL CORPORATION GOOD GOVERNMENT COMMITTEE (AKA ROCKWELL GOOD GOV'T CMTE)	\$282,469
42.	ANHEUSER-BUSCH COMPANIES INC POLITICAL ACTION COMMITTEE (AB-PAC)	\$279,820
43.	COMAGRA, INC. GOOD GOVERNMENT ASSOCIATION	\$279,674
44.	KAYTECH COMPANY POLITICAL ACTION COMMITTEE	\$279,655
45.	CSX TRANSPORTATION INC PAC (PKA SEABOARD SYSTEM RAILROAD PAC)	\$279,233
46.	MERRILL LYNCH & CO INC POLITICAL ACTION COMMITTEE	\$276,000
47.	CIVIC ACTION FUND - LORAL SYSTEMS GROUP (PKA GOODYEAR AEROSPACE CORP PAC)	\$273,759
48.	ELECTRONIC DATA SYSTEMS EMPLOYEES' POLITICAL ACTION COMMITTEE	\$265,163
49.	VERNER, LIEPPERT, BERNHARD, MCPHERSON & HAND PAC	\$249,335
50.	BELLSOUTH CORPORATION FEDERAL POLITICAL ACTION COMMITTEE	\$248,270

9 / 0 8 0 0 1 3 1 6

1993-94
TOP 50 CASH ON HAND - CORPORATE PAC'S

RANK	NAME	CASH ON HAND
1	SUNBELT GOOD GOVERNMENT COMMITTEE OF WINN-DIXIE STORES, INC.	\$602,028
2	ENTERPRISE LEASING COMPANY POLITICAL ACTION COMMITTEE	\$409,838
3	SUN BANKS INC POLITICAL ACTION COMMITTEE (SUN BANKPAC)	\$407,049
4	COMPASS BANCSHARES INC POLITICAL ACTION COMMITTEE (COMPASS BANCPAC)	\$391,764
5	FORD MOTOR COMPANY CIVIC ACTION FUND	\$344,489
6	BANC ONE PAC	\$341,377
7	NATIONSBANK CORPORATION PAC	\$326,812
8	STONE CONTAINER CORPORATION POLITICAL ACTION COMMITTEE	\$323,805
9	LOCKHEED EMPLOYEES' POLITICAL ACTION COMMITTEE	\$302,410
10	MORGAN STANLEY & CO INCORPORATED BETTER GOVERNMENT FUND	\$285,189
11	BARNETT PEOPLE FOR BETTER GOVERNMENT INC - FEDERAL A PAC OF BARNETT BANKS INC	\$256,930
12	HEUBLEIN EMPLOYEES' POLITICAL PARTICIPATION COMMITTEE	\$237,598
13	UNITED PARCEL SERVICE POLITICAL ACTION COMMITTEE (UPSPAC)	\$233,612
14	TEAM AMERITECH POLITICAL ACTION COMMITTEE	\$210,722
15	BEAR, STEARNS AND CO POLITICAL CAMPAIGN COMMITTEE	\$199,063
16	AMERICAN TELEPHONE & TELEGRAPH COMPANY POLITICAL ACTION COMMITTEE (AT&T PAC)	\$190,302
17	MERCANTILE BANKCORPORATION INC (FEDERAL) POLITICAL ACTION COMMITTEE	\$184,951
18	SPiegel INC EXECUTIVE POLITICAL ACTION COMMITTEE (SEAPAC)	\$179,497
19	RITE AID POLITICAL ACTION COMMITTEE	\$173,315
20	MORGAN COMPANIES POLITICAL ACTION COMMITTEE (MORGANPAC)	\$171,249
21	HERRILL LYNCH & CO INC POLITICAL ACTION COMMITTEE	\$162,049
22	NATIONAL HEALTH CORPORATION POLITICAL ACTION COMMITTEE	\$158,864
23	SYNTEX (U & A) INC EMPLOYEE POLITICAL ACTION COMMITTEE	\$158,417
24	COASTAL CORP. EMPLOYEE ACTION FUND	\$158,300
25	SUNDRAND CORPORATION GOOD GOVERNMENT PROGRAM	\$151,019
26	ARAMARK POLITICAL ACTION COMMITTEE (ARAMARK PAC) (FKA ARA PAC)	\$150,655
27	ANCHER DANIELS MIDLAND COMPANY-ADM PAC	\$136,624
28	EMPLOYEES FEDERAL PAC - CAROLINA POWER & LIGHT CO	\$136,491
29	BELLSOUTH CORPORATION FEDERAL POLITICAL ACTION COMMITTEE	\$132,870
30	BIPARTISAN VOLUNTARY PUBLIC AFFAIRS COMMITTEE OF PNC BANK NATIONAL ASSOC ("PNCBANKPAC")	\$131,996
31	FIRST CHICAGO CORP GOVERNMENT AFFAIRS C/O THE FIRST NATIONAL BANK OF CHICAGO	\$131,650
32	HEALTHCARE COMPARE CORP POLITICAL ACTION COMMITTEE (HCCPAC)	\$129,829
33	BANKAMERICA ELECTION FUND	\$129,639
34	UNITED SERVICES AUTOMOBILE ASSOCIATION GROUP POLITICAL ACTION COMMITTEE (USAA GROUP PAC)	\$127,604
35	TRUST COMPANY OF GEORGIA GOOD GOVERNMENT GROUP	\$126,139
36	BELLSOUTH TELECOMMUNICATIONS INC FEDERAL POLITICAL ACTION COMMITTEE	\$122,362
37	RJR POLITICAL ACTION COMMITTEE RJR NABISCO INC (RJR PAC)	\$121,885
38	WHX TECHNOLOGIES INC EMPLOYEES' BETTER GOVERNMENT FUND ("WHX PAC")	\$121,600
39	ACTION FUND OF LEHMAN BROTHERS INC	\$118,885
40	WEST PUBLISHING COMPANY PAC (WEST PUBLISHING PAC)	\$118,102
41	ATLANTIC RICHFIELD COMPANY, ARCO PAC	\$114,961
42	CSX GOOD GOVERNMENT FUND	\$113,934
43	THIRD NATIONAL CORPORATION GOOD GOVERNMENT FUND	\$113,502
44	F H PRINCE & CO POLITICAL ACTION COMMITTEE	\$110,332
45	MARINE MIDLAND BANKS INC	\$108,121
46	SERVICE CORPORATION INTERNATIONAL POLITICAL ACTION COMMITTEE (SRV/PAC)	\$108,243
47	FIRST UNION CORPORATION EMPLOYEES GOOD GOVERNMENT "F" FUND	\$107,837
48	PHILLIPS PETROLEUM COMPANY POLITICAL ACTION COMMITTEE	\$105,489
49	BENEFICIAL MANAGEMENT CORPORATION AND AFFILIATED CORPORATIONS POLITICAL ACTION COMMITTEE	\$104,979
50	HUGHES AIRCRAFT COMPANY ACTIVE CITIZENSHIP FUND (AKA HUGHES ACTIVE CITIZENSHIP FUND)	\$104,830

9 / 0 8 0 0 1 8 1 /

1993-94

TOP 50 MONEY RAISERS - LABOR PAC'S

RANK	NAME	RECEIPTS
1	DEMOCRATIC REPUBLICAN INDEPENDENT VOTER EDUCATION COMMITTEE	\$8,784,746
2	AMERICAN FEDERATION OF STATE COUNTY & MUNICIPAL EMPLOYEES - P E O P L E, QUALIFIED	\$5,694,792
3	NATIONAL EDUCATION ASSOCIATION POLITICAL ACTION COMMITTEE	\$4,500,796
4	UAW - V - CAP (UAW VOLUNTARY COMMUNITY ACTION PROGRAM)	\$4,335,563
5	MACHINISTS NON-PARTISAN POLITICAL LEAGUE	\$3,508,238
6	TRANSPORTATION POLITICAL EDUCATION LEAGUE	\$2,564,188
7	INTERNATIONAL BROTHERHOOD OF ELECTRICAL WORKERS COMMITTEE ON POLITICAL EDUCATION	\$2,418,884
8	AMERICAN FEDERATION OF TEACHERS COMMITTEE ON POLITICAL EDUCATION	\$2,320,690
9	ACTIVE BALLOT CLUB, A DEPT OF UNITED FOOD & COMMERCIAL WORKERS INT'L UNION	\$2,279,950
10	CWA-COPE POLITICAL CONTRIBUTIONS COMMITTEE	\$2,180,004
11	VOICE OF TEACHERS FOR EDUC/CHTE ON POL EDUC OF NY STATE UNTD TEACHERS (VOTE/COPE) OF NYSUT	\$1,767,577
12	CARPENTERS LEGISLATIVE IMPROVEMENT COMM, UNITED BROTHERHOOD OF CARPENTERS & JOINERS OF AME	\$1,651,585
13	COMMITTEE ON LETTER CARRIERS POLITICAL EDUCATION (LETTER CARRIERS POLITICAL ACTION FUND)	\$1,600,399
14	NEW YORK STATE LABORERS' POLITICAL ACTION COMMITTEE	\$1,421,877
15	LABORERS' POLITICAL LEAGUE	\$1,411,267
16	UNITED STEELWORKERS OF AMERICA POLITICAL ACTION FUND	\$1,371,848
17	SEAFARERS POLITICAL ACTIVITY DONATION (SPAD)	\$1,352,414
18	APL-CIO COMMITTEE ON POLITICAL EDUCATION/POLITICAL CONTRIBUTIONS COMMITTEE	\$1,337,807
19	DISTRICT NO 1-PCD NEBA POLITICAL ACTION FUND (NEBA-PAP)	\$1,261,160
20	AIR LINE PILOTS ASSOCIATION POLITICAL ACTION COMMITTEE	\$1,254,938
21	AMERICAN NURSES' ASSOCIATION PAC (ANA-PAC) (FNA M-CAP)	\$1,230,907
22	POLITICAL FUND COMMITTEE OF THE AMERICAN POSTAL WORKERS UNION, AFL-CIO	\$1,224,082
23	SHEET METAL WORKERS INTERNATIONAL ASSOCIATION POLITICAL ACTION LEAGUE (PAL)	\$1,216,032
24	AMERICAN MARITIME OFFICERS, AFL-CIO VOLUNTARY POLITICAL ACTION FUND	\$1,209,636
25	SERVICE EMPLOYEES INT'L UNION COMMITTEE ON POLITICAL EDUCATION POLITICAL CAMPAIGN COMM	\$1,184,377
26	NEW JERSEY STATE LABORERS' POLITICAL ACTION COMMITTEE/LABORERS' POLITICAL LEAGUE (NJSLPAC)	\$1,171,852
27	INTERNATIONAL LONGSHOREMEN'S ASSOCIATION AFL-CIO COMMITTEE ON POLITICAL EDUCATION ILA-COPE	\$1,148,148
28	IRONWORKERS POLITICAL ACTION LEAGUE	\$1,102,275
29	DISTRICT COUNCIL 37, APSCH PUBLIC EMPLOYEES ORGANIZED FOR POL & LEG EQUALITY (DC37PEOPLE)	\$1,059,350
30	TRANSPORT WORKERS UNION - LOCAL 100 POLITICAL CONTRIBUTIONS COMMITTEE	\$980,804
31	UNITED MINE WORKERS OF AMERICA - COAL MINERS POLITICAL ACTION COMMITTEE	\$944,089
32	UNITED ASSOCIATION POLITICAL EDUCATION COMMITTEE	\$850,199
33	ENGINEERS POLITICAL EDUCATION COMMITTEE (EPEC)/INTERNATIONAL UNION OF OPERATING ENGINEERS	\$814,371
34	OREGON EDUCATION ASSOCIATION PEOPLE FOR IMPROVEMENT OF EDUCATION	\$812,473
35	INTERNATIONAL LADIES GARMENT WORKERS UNION CAMPAIGN COMMITTEE	\$773,000
36	TRANSPORT WORKERS UNION POLITICAL CONTRIBUTIONS COMMITTEE	\$766,204
37	INTERNATIONAL ASSOCIATION OF FIREFIGHTERS INTERESTED IN REGISTRATION AND EDUCATION PAC	\$759,645
38	AMALGAMATED TRANSIT UNION-COPE	\$696,286
39	RESPONSIBLE CITIZENS POLITICAL LEAGUE-A PROJECT OF THE TRANS COMM INTL UNION(TCU)/FKA(BRAC)	\$582,665
40	NATIONAL RURAL LETTER CARRIERS' ASSOCIATION POLITICAL ACTION COMMITTEE	\$560,830
41	COPE COMMITTEE OF THE UNITED RUBBER CORK LINOLEUM AND PLASTIC WORKERS OF AMERICA AFL-CIO	\$529,252
42	BROTHERHOOD OF LOCOMOTIVE ENGINEERS PAC FUND	\$451,026
43	IUE CHTE ON POL EDUC INT'L UNION/ELECTRONIC ELECTRICAL TECH SALARIED HACH WORKERS AFL-CIO	\$441,180
44	NATIONAL AIR TRAFFIC CONTROLLERS ASSOCIATION POLITICAL ACTION COMMITTEE (AKA NATCA PAC)	\$365,645
45	SOUTHERN CALIFORNIA DISTRICT COUNCIL OF CARPENTERS CARPENTERS LEGISLATIVE IMPROVEMENT CHTE	\$337,031
46	INTERNATIONAL UNION OF BRICKLAYERS AND ALLIED CRAFTSMEN POLITICAL ACTION COMMITTEE	\$333,853
47	INTERNATIONAL BROTHERHOOD OF SOLEMAKERS, IN SP BLDGRS, BKMTS, FRGRS & HLPGRS-LEG ED..FUND	\$326,423
48	AMERICAN FEDERATION OF GOVERNMENT EMPLOYEES' POLITICAL ACTION COMMITTEE	\$323,248
49	UNITED PILOTS POLITICAL ACTION COMMITTEE/AIR LINE PILOTS ASSOCIATION (UP-PAC ALPHA)	\$304,603
50	HOTEL EMPLOYEES & RESTAURANT EMPLOYEES INT'L UNION T I P - "TO INSURE PROGRESS"	\$301,733

9 / 0 8 0 3 0 1 8 1 0

1993-94

TOP 50 SPENDERS - LABOR PAC'S

RANK	NAME	DISBURSEMENTS
1	DEMOCRATIC REPUBLICAN INDEPENDENT VOTER EDUCATION COMMITTEE	\$8,455,641
2	AMERICAN FEDERATION OF STATE COUNTY & MUNICIPAL EMPLOYEES - P E O P L E, QUALIFIED	\$6,414,368
3	NATIONAL EDUCATION ASSOCIATION POLITICAL ACTION COMMITTEE	\$4,434,084
4	MACHINISTS NON-PARTISAN POLITICAL LEAGUE	\$3,684,825
5	UAW - V - CAP (UAW VOLUNTARY COMMUNITY ACTION PROGRAM)	\$3,595,504
6	TRANSPORTATION POLITICAL EDUCATION LEAGUE	\$2,547,886
7	INTERNATIONAL BROTHERHOOD OF ELECTRICAL WORKERS COMMITTEE ON POLITICAL EDUCATION	\$2,376,812
8	ACTIVE BALLOT CLUB, A DEPT OF UNITED FOOD & COMMERCIAL WORKERS INT'L UNION	\$2,152,055
9	CWA-COPE POLITICAL CONTRIBUTIONS COMMITTEE	\$2,131,112
10	AMERICAN FEDERATION OF TEACHERS COMMITTEE ON POLITICAL EDUCATION	\$1,839,479
11	VOICE OF TEACHERS FOR EDUC/CHTE ON POL EDUC OF NY STATE UNED TEACHERS (VOTE/COPE) OF NYSUT	\$1,726,235
12	CARPENTERS LEGISLATIVE IMPROVEMENT COMM, UNITED BROTHERHOOD OF CARPENTERS & JOINERS OF AME	\$1,723,095
13	COMMITTEE ON LETTER CARRIERS POLITICAL EDUCATION (LETTER CARRIERS POLITICAL ACTION FUND)	\$1,669,554
14	UNITED STEELWORKERS OF AMERICA POLITICAL ACTION FUND	\$1,458,622
15	LABORERS' POLITICAL LEAGUE	\$1,451,138
16	NEW YORK STATE LABORERS POLITICAL ACTION COMMITTEE	\$1,449,599
17	SEAFARERS POLITICAL ACTIVITY DONATION (SPAD)	\$1,387,034
18	AFL-CIO COMMITTEE ON POLITICAL EDUCATION/POLITICAL CONTRIBUTIONS COMMITTEE	\$1,330,716
19	POLITICAL FUND COMMITTEE OF THE AMERICAN POSTAL WORKERS UNION, AFL-CIO	\$1,247,262
20	AMERICAN NURSES' ASSOCIATION PAC (ANA-PAC) (FKA N-CAP)	\$1,215,485
21	SHEET METAL WORKERS INTERNATIONAL POLITICAL ACTION LEAGUE (PAL)	\$1,214,349
22	AIR LINE PILOTS ASSOCIATION POLITICAL ACTION COMMITTEE	\$1,210,520
23	NEW JERSEY STATE LABORERS' POLITICAL ACTION COMMITTEE/LABORERS' POLITICAL LEAGUE (NJSPLPAC)	\$1,208,890
24	SERVICE EMPLOYEES INT'L UNION COMMITTEE ON POLITICAL EDUCATION POLITICAL CAMPAIGN COMM	\$1,187,151
25	DISTRICT NO 1-MEBA/MNU (AFL-CIO) POLITICAL ACTION FUND	\$1,160,913
26	AMERICAN MARITIME OFFICERS, AFL-CIO VOLUNTARY POLITICAL ACTION FUND	\$1,156,862
27	IRONWORKERS POLITICAL ACTION LEAGUE	\$1,078,496
28	DISTRICT COUNCIL 37, APSCH PUBLIC EMPLOYERS ORGANIZED FOR POL & LEG EQUALITY (DC37PEOPLE)	\$1,059,058
29	UNITED MINE WORKERS OF AMERICA - COAL MINERS POLITICAL ACTION COMMITTEE	\$908,572
30	INTERNATIONAL LONGSHOREMEN'S ASSOCIATION AFL-CIO COMMITTEE ON POLITICAL EDUCATION ILA-COPE	\$891,923
31	UNITED ASSOCIATION POLITICAL EDUCATION COMMITTEE	\$853,699
32	OREGON EDUCATION ASSOCIATION PEOPLE FOR IMPROVEMENT OF EDUCATION	\$843,795
33	TRANSPORT WORKERS UNION - LOCAL 100 POLITICAL CONTRIBUTIONS COMMITTEE	\$785,376
34	INTERNATIONAL ASSOCIATION OF FIREFIGHTERS INTERESTED IN REGISTRATION AND EDUCATION PAC	\$736,318
35	AMALGAMATED TRANSIT UNION-COPE	\$692,176
36	TRANSPORT WORKERS UNION POLITICAL CONTRIBUTIONS COMMITTEE	\$678,283
37	ENGINEERS POLITICAL EDUCATION COMMITTEE (EPEC)/INTERNATIONAL UNION OF OPERATING ENGINEERS	\$614,020
38	NATIONAL RURAL LETTER CARRIERS' ASSOCIATION POLITICAL ACTION COMMITTEE	\$567,662
39	COPE COMMITTEE OF THE UNITED RUBBER CORK LINOLEUM AND PLASTIC WORKERS OF AMERICA AFL-CIO	\$556,545
40	RESPONSIBLE CITIZENS POLITICAL LEAGUE-A PROJECT OF THE TRANS COMM INTL UNION(TCU),FKA(BRAC)	\$545,077
41	INTERNATIONAL LADIES GARMENT WORKERS UNION CAMPAIGN COMMITTEE	\$523,801
42	IUE CHTE ON POL EDUC INT'L UNION/ELECTRONIC ELECTRICAL TECH SALARIED NACH WORKERS AFL-CIO	\$460,346
43	DISTRICT NO 1-PCD MEBA POLITICAL ACTION FUND (MEBA-PAF)	\$439,184
44	BROTHERHOOD OF LOCOMOTIVE ENGINEERS PAC FUND	\$426,999
45	NATIONAL AIR TRAFFIC CONTROLLERS ASSOCIATION POLITICAL ACTION COMMITTEE (AKA NATCA PAC)	\$344,786
46	INTERNATIONAL UNION OF BRICKLAYERS AND ALLIED CRAFTSMEN POLITICAL ACTION COMMITTEE	\$328,819
47	INTERNATIONAL BROTHERHOOD OF BOILERMAKERS, IN SP BLDRS, BKTHRS, FRGRS & HLPERS-LEG ED..FUND	\$323,689
48	MARINE ENGINEERS BENEFICIAL ASSOCIATION RETIREES GROUP FUND AKA (MEBA RETIREES GROUP FUND)	\$323,560
49	OPERATING ENGINEERS LOCAL 324 NATIONAL POLITICAL ACTIVITIES COMMITTEE	\$313,604
50	AMERICAN FEDERATION OF GOVERNMENT EMPLOYEES' POLITICAL ACTION COMMITTEE	\$309,822

9 / 0 8 0 0 0 1 8 1 /

1993-94
LABOR
TOP 50 CONTRIBUTORS TO FEDERAL CANDIDATES

RANK	NAME	CONTRIBUTIONS
1.	AMERICAN FEDERATION OF STATE COUNTY & MUNICIPAL EMPLOYEES - P E O P L E, QUALIFIED	\$2,529,682
2.	DEMOCRATIC REPUBLICAN INDEPENDENT VOTER EDUCATION COMMITTEE	\$2,487,152
3.	NATIONAL EDUCATION ASSOCIATION POLITICAL ACTION COMMITTEE	\$2,260,850
4.	UAW - V - CAP (UAW VOLUNTARY COMMUNITY ACTION PROGRAM)	\$2,147,190
5.	MACHINISTS NON-PARTISAN POLITICAL LEAGUE	\$1,702,081
6.	INTERNATIONAL BROTHERHOOD OF ELECTRICAL WORKERS COMMITTEE ON POLITICAL EDUCATION	\$1,610,025
7.	ACTIVE BALLOT CLUB, A DEPT OF UNITED FOOD & COMMERCIAL WORKERS INT'L UNION	\$1,460,639
8.	COMMITTEE ON LETTER CARRIERS POLITICAL EDUCATION (LETTER CARRIERS POLITICAL ACTION FUND)	\$1,428,290
9.	CARPENTERS LEGISLATIVE IMPROVEMENT COMM, UNITED BROTHERHOOD OF CARPENTERS & JOINERS OF AME	\$1,423,200
10.	AMERICAN FEDERATION OF TEACHERS COMMITTEE ON POLITICAL EDUCATION	\$1,290,690
11.	TRANSPORTATION POLITICAL EDUCATION LEAGUE	\$1,233,555
12.	LABORERS' POLITICAL LEAGUE	\$1,205,867
13.	AMERICAN NURSES' ASSOCIATION PAC (ANA-PAC) (FKA N-CAP)	\$1,084,508
14.	CWA-COPE POLITICAL CONTRIBUTIONS COMMITTEE	\$1,059,073
15.	UNITED STEELWORKERS OF AMERICA POLITICAL ACTION FUND	\$1,037,762
16.	AIR LINE PILOTS ASSOCIATION POLITICAL ACTION COMMITTEE	\$1,001,186
17.	AFL-CIO COMMITTEE ON POLITICAL EDUCATION/POLITICAL CONTRIBUTIONS COMMITTEE	\$981,439
18.	AMERICAN MARITIME OFFICERS, AFL-CIO VOLUNTARY POLITICAL ACTION FUND	\$926,120
19.	SERVICE EMPLOYEES INT'L UNION COMMITTEE ON POLITICAL EDUCATION POLITICAL CAMPAIGN COMM	\$901,194
20.	POLITICAL FUND COMMITTEE OF THE AMERICAN POSTAL WORKERS UNION, AFL-CIO	\$746,235
21.	SHEET METAL WORKERS INTERNATIONAL ASSOCIATION POLITICAL ACTION LEAGUE (PAL)	\$742,550
22.	SEAFARERS POLITICAL ACTIVITY DONATION (SPAD)	\$709,544
23.	INTERNATIONAL ASSOCIATION OF FIREFIGHTERS INTERESTED IN REGISTRATION AND EDUCATION PAC	\$686,467
24.	UNITED ASSOCIATION POLITICAL EDUCATION COMMITTEE	\$636,350
25.	IRONWORKERS POLITICAL ACTION LEAGUE	\$526,126
26.	UNITED MINE WORKERS OF AMERICA - COAL MINERS POLITICAL ACTION COMMITTEE	\$519,170
27.	TRANSPORT WORKERS UNION POLITICAL CONTRIBUTIONS COMMITTEE	\$510,760
28.	NATIONAL RURAL LETTER CARRIERS' ASSOCIATION POLITICAL ACTION COMMITTEE	\$455,300
29.	ENGINEERS POLITICAL EDUCATION COMMITTEE (EPEC)/INTERNATIONAL UNION OF OPERATING ENGINEERS	\$422,139
30.	AMALGAMATED TRANSIT UNION-COPE	\$409,725
31.	INTERNATIONAL LONGSHOREMEN'S ASSOCIATION AFL-CIO COMMITTEE ON POLITICAL EDUCATION ILA-COPE	\$371,475
32.	RESPONSIBLE CITIZENS POLITICAL LEAGUE-A PROJECT OF THE TRANS COMM INTL UNION(TCU)/FKA(BRAC)	\$359,492
33.	COPE COMMITTEE OF THE UNITED RUBBER CORK LINOLEUM AND PLASTIC WORKERS OF AMERICA AFL-CIO	\$317,550
34.	INTERNATIONAL LADIES GARMENT WORKERS UNION CAMPAIGN COMMITTEE	\$315,842
35.	DISTRICT NO 1-PCD MEBA POLITICAL ACTION FUND (MEBA-PAF)	\$306,835
36.	INTERNATIONAL BROTHERHOOD OF BOILERMAKERS, IN SP BLDRS, PRGRS & HLPERS-LEG ED..FUND	\$305,250
37.	IUE CHTE ON POL EDUC INT'L UNION/ELECTRONIC ELECTRICAL TECH SALARIED MACH WORKERS AFL-CIO	\$298,551
38.	NATIONAL AIR TRAFFIC CONTROLLERS ASSOCIATION POLITICAL ACTION COMMITTEE (AKA NATCA PAC)	\$289,145
39.	HOTEL EMPLOYEES & RESTAURANT EMPLOYEES INT'L UNION T I P - "TO INSURE PROGRESS"	\$278,259
40.	AMERICAN FEDERATION OF GOVERNMENT EMPLOYEES' POLITICAL ACTION COMMITTEE	\$261,070
41.	BROTHERHOOD OF LOCOMOTIVE ENGINEERS' PAC FUND	\$247,260
42.	AMALGAMATED CLOTHING AND TEXTILE WORKERS UNION - POLITICAL ACTION COMMITTEE (ACTWU-PAC)	\$229,811
43.	INTERNATIONAL UNION OF BRICKLAYERS AND ALLIED CRAFTSMEN POLITICAL ACTION COMMITTEE	\$229,100
44.	ASSOCIATION OF FLIGHT ATTENDANTS POLITICAL ACTION COMMITTEE ("FLIGHT PAC")	\$223,250
45.	POLITICAL EDUCATIONAL FUND OF THE BUILDING AND CONSTRUCTION TRADES DEPARTMENT	\$209,768
46.	LABORERS INT'L UNION OF NORTH AMERICA WESTERN POL LEAGUE	\$194,000
47.	MAINTENANCE OF WAY POLITICAL LEAGUE	\$193,600
48.	BAKERY, CONFECTIONERY AND TOBACCO WORKERS INTERNATIONAL UNION POLITICAL ACTION COMMITTEE	\$183,615
49.	NATIONAL TREASURY EMPLOYEES UNION POLITICAL ACTION COMMITTEE (TEPAC)	\$180,678
50.	DISTRICT NO 1-MEBA/NMU (AFL-CIO) POLITICAL ACTION FUND	\$156,500

9 / 0 8 0 0 1 3 2 6

1993-94
TOP 50 CASH ON HAND - LABOR PAC'S

RANK	NAME	CASH ON HAND
1	INTERNATIONAL LONGSHOREMEN'S ASSOCIATION AFL-CIO COMMITTEE ON POLITICAL EDUCATION ILA-COPE	\$4,868,646
2	UAW - V - CAP (UAW VOLUNTARY COMMUNITY ACTION PROGRAM)	\$2,946,023
3	INTERNATIONAL LADIES GARMENT WORKERS UNION CAMPAIGN COMMITTEE	\$1,786,947
4	AMERICAN FEDERATION OF TEACHERS COMMITTEE ON POLITICAL EDUCATION	\$922,250
5	ENGINEERS POLITICAL EDUCATION COMMITTEE (EPEC)/INTERNATIONAL UNION OF OPERATING ENGINEERS	\$883,145
6	VOICE OF TEACHERS FOR EDUC/CHTE ON POL EDUC OF NY STATE UNTD TEACHERS (VOTE/COPE) OF NYSUT	\$871,822
7	DISTRICT NO 1-PCD MESA POLITICAL ACTION FUND (MESA-PAF)	\$821,743
8	TRANSPORTATION POLITICAL EDUCATION LEAGUE	\$693,942
9	NEW JERSEY STATE LABORERS' POLITICAL ACTION COMMITTEE/LABORERS' POLITICAL LEAGUE (NJSLPAC)	\$672,156
10	DEMOCRATIC REPUBLICAN INDEPENDENT VOTER EDUCATION COMMITTEE	\$639,535
11	MACHINISTS NON-PARTISAN POLITICAL LEAGUE	\$404,604
12	NATIONAL EDUCATION ASSOCIATION POLITICAL ACTION COMMITTEE	\$368,102
13	LOCAL 745 DRIVE	\$343,065
14	COMMITTEE FOR GOOD GOVERNMENT INTERNATIONAL UNION UAW	\$280,562
15	TRANSPORT WORKERS UNION - LOCAL 100 POLITICAL CONTRIBUTIONS COMMITTEE	\$251,724
16	CWA-COPE POLITICAL CONTRIBUTIONS COMMITTEE	\$246,694
17	ACTIVE BALLOT CLUB, A DEPT OF UNITED FOOD & COMMERCIAL WORKERS INT'L UNION	\$235,165
18	NEW YORK STATE LABORERS POLITICAL ACTION COMMITTEE	\$227,328
19	AIR LINE PILOTS ASSOCIATION POLITICAL ACTION COMMITTEE	\$212,387
20	INTERNATIONAL BROTHERHOOD OF ELECTRICAL WORKERS COMMITTEE ON POLITICAL EDUCATION	\$203,445
21	SOUTHERN CALIFORNIA DISTRICT COUNCIL OF CARPENTERS CARPENTERS LEGISLATIVE IMPROVEMENT CHTE	\$195,745
22	BREWERY SOFT DRINK BEER DISTRICT OPTICAL DENTAL MISC WORKERS WAREHOUSEMAN HELP LOCAL 830 PAC	\$193,283
23	AMERICAN FEDERATION OF STATE COUNTY & MUNICIPAL EMPLOYEES - P E O F L E, QUALIFIED	\$182,763
24	LABORERS' POLITICAL LEAGUE	\$170,979
25	ASSOCIATION OF FLIGHT ATTENDANTS POLITICAL ACTION COMMITTEE ("FLIGHT PAC")	\$166,945
26	UNITED PILOTS POLITICAL ACTION COMMITTEE/AIR LINE PILOTS ASSOCIATION (UP-PAC ALPA)	\$161,322
27	CONSOLIDATED LOCAL UNION NO 177 OF THE I B E W OUTSIDE-INSIDE PAC FUND	\$158,819
28	POLITICAL FUND COMMITTEE OF THE AMERICAN POSTAL WORKERS UNION, AFL-CIO	\$145,871
29	SHEET METAL WORKERS INTERNATIONAL ASSOCIATION POLITICAL ACTION LEAGUE (PAL)	\$143,900
30	BAKERY & CONFECTIONERY WORKERS INTERNATIONAL UNION LOCAL NO 19 POLITICAL ORGANIZATION	\$132,966
31	LABORER'S LOCAL 91 POLITICAL ACTION FUND	\$128,233
32	INTERNATIONAL BROTHERHOOD OF PAINTERS & ALLIED TRADES POLITICAL ACTION TOGETHER POL CHTE	\$121,570
33	SERVICE EMPLOYEES INT'L UNION COMMITTEE ON POLITICAL EDUCATION POLITICAL CAMPAIGN COMM	\$120,716
34	AMERICAN MARITIME OFFICERS, AFL-CIO VOLUNTARY POLITICAL ACTION FUND	\$119,365
35	AMALGAMATED CLOTHING & TEXTILE WORKERS UNION POLITICAL ACTION COMMITTEE (QUALIFIED)	\$111,810
36	TRANSPORT WORKERS UNION POLITICAL CONTRIBUTIONS COMMITTEE	\$111,681
37	BROTHERHOOD OF LOCOMOTIVE ENGINEERS PAC FUND	\$108,948
38	TEAMSTERS LOCAL #115 POLITICAL ACTION FUND (AKA DRIVE-LOCAL NO. 115)	\$107,752
39	IRONWORKERS POLITICAL ACTION LEAGUE	\$100,918
40	INTERNATIONAL UNION OF OPERATING ENGINEERS LOCAL 14-14B VOLUNTARY POLITICAL ACTION CHTE	\$99,815
41	AFL-CIO COMMITTEE ON POLITICAL EDUCATION/POLITICAL CONTRIBUTIONS COMMITTEE	\$94,894
42	PAC-INTERNATIONAL UNION OF OPERATING ENGINEERS, LOCAL 487	\$87,852
43	UNITED ASSOCIATION OF STEAM/PIPEFITTERS LOCAL UNION 524 POLITICAL ACTION FUND	\$87,488
44	ELECTRICAL WORKERS VOLUNTARY, POLITICAL, EDUCATIONAL & LEGISLATIVE FUND (IBEW LOCAL #1)	\$86,150
45	NATIONAL RURAL LETTER CARRIERS' ASSOCIATION POLITICAL ACTION COMMITTEE	\$84,298
46	UNITED ASSEN JOURNEMEN & APPRENT OF PLUMB & PIPEFITTING IND LOCAL 322 COMM FOR POL ED	\$81,020
47	LOCAL UNION DRIVE NO 25	\$81,008
48	COMMITTEE ON LETTER CARRIERS' POLITICAL EDUCATION (LETTER CARRIERS POLITICAL ACTION FUND)	\$80,401
49	SEAFARERS POLITICAL ACTIVITY DONATION (SPAD)	\$79,006
50	ALLIED PILOTS ASSOCIATION POLITICAL ACTION COMMITTEE (AKA) APA PAC	\$78,465

9 / 0 8 0 0 1 0 2 1

1993-94
TOP 50 MONEY RAISERS - NONCONNECTED PAC'S

RANK	NAME	RECEIPTS
1	CAMPAIGN AMERICA	\$8,641,824
2	EMILY'S LIST	\$6,959,427
3	NATIONAL CONSERVATIVE CLUB (FKA) NATIONAL CONGRESSIONAL CLUB	\$2,372,066
4	VOTER GUIDE	\$2,046,730
5	CALIFORNIA DEMOCRATIC VOTER CHECKLIST	\$1,841,249
6	NATIONAL COMMITTEE FOR AN EFFECTIVE CONGRESS	\$1,743,112
7	EFFECTIVE GOVERNMENT COMMITTEE	\$1,627,209
8	NATIONAL RIGHT TO LIFE POLITICAL ACTION COMMITTEE	\$1,407,973
9	AMERICANS FOR FREE INTERNATIONAL TRADE POLITICAL ACTION COMMITTEE INC	\$1,397,604
10	ALLIANCE FOR AMERICAN LEADERSHIP (FKA CHENEY FOR CONG)	\$1,374,127
11	NATIONAL PAC	\$1,351,976
12	HOLLYWOOD WOMEN'S POLITICAL COMMITTEE	\$1,067,328
13	VOTERS FOR CHOICE/FRIENDS OF FAMILY PLANNING	\$1,022,769
14	GOPAC INCORPORATED	\$948,355
15	GAY AND LESBIAN VICTORY FUND	\$905,963
16	AMERICAN AIDS POLITICAL ACTION COMMITTEE	\$851,039
17	ROE POLITICAL COMMITTEE	\$830,663
18	BLACK AMERICA'S POLITICAL ACTION COMMITTEE	\$814,973
19	ERNST & YOUNG POLITICAL ACTION COMMITTEE	\$784,826
20	COUNCIL FOR A LIVABLE WORLD	\$738,458
21	NATIONAL ABORTION AND REPRODUCTIVE RIGHTS ACTION LEAGUE PAC	\$711,261
22	OREGON LEAGUE OF CONSERVATION VOTERS/GREEN VOTE CAMPAIGN-NORTHWEST	\$701,443
23	V-PAC (FORMERLY FOR LIBERTY IN AMERICAN GOVERNMENT PAC)	\$682,217
24	LEADERSHIP AMERICA	\$638,920
25	FREEDOM LEADERSHIP POLITICAL ACTION COMMITTEE	\$578,540
26	ARTHUR ANDERSEN/ANDERSEN CONSULTING PAC (ARTHUR ANDERSEN & FKA-CO PAC)	\$560,253
27	INDEPENDENT ACTION INC	\$543,781
28	COUNTDOWN TO MAJORITY	\$542,222
29	ENGLISH LANGUAGE POLITICAL ACTION COMMITTEE	\$515,290
30	NATIONAL FEDERATION OF INDEPENDENT BUSINESS/ SAVE AMERICA'S FREE ENTERPRISE TRUST	\$507,735
31	MID-AMERICA CONSERVATIVE POLITICAL ACTION COMMITTEE	\$502,956
32	PRICE WATERHOUSE PARTNERS' POLITICAL ACTION COMMITTEE	\$462,309
33	JOINT ACTION COMMITTEE FOR POLITICAL AFFAIR	\$454,754
34	CONSERVATIVE CAMPAIGN FUND (FKA HONEST ELECTIONS PAC)	\$447,283
35	CONSERVATIVE PAC INC	\$440,000
36	CLEAN UP CONGRESS	\$431,954
37	PEAT HARWICK PARTNERS/PRINCIPALS & EMPLOYEES POLITICAL ACTION COMMITTEE (PEAT HARWICK/PAC)	\$419,555
38	LINCOLN CLUB OF ORANGE COUNTY	\$418,409
39	WISH LIST	\$416,362
40	JUSTICE-PAC	\$402,519
41	REPUBLICAN FUND FOR THE 90'S	\$370,851
42	RUFF POLITICAL ACTION COMMITTEE (RUFF-PAC)	\$367,639
43	KIDSPAC	\$362,838
44	COOPERS & LYBRAND PAC	\$335,694
45	DELOITTE & TOUCHE FEDERAL POLITICAL ACTION COMMITTEE (AKA-TOUCHE ROSS PARTNERS FED PAC)	\$331,334
46	BUSINESS INDUSTRY POLITICAL ACTION COMMITTEE	\$329,746
47	ACORN POLITICAL ACTION COMMITTEE	\$325,222
48	HOUSE LEADERSHIP FUND; THE	\$318,062
49	COMMITTEE FOR QUALITY ORTHOPAEDIC HEALTH CARE INC	\$312,282
50	AMERICAN SUGARBEET GROWERS ASSOCIATION POLITICAL ACTION COMMITTEE	

9 / 0 8 0 0 1 8 2 4

1993-94
TOP 50 SPENDERS - NONCONNECTED PAC'S

RANK	NAME	DISBURSEMENTS
1	PHILLY'S LIST	\$7,481,360
2	CAMPAIGN AMERICA	\$6,701,622
3	NATIONAL CONSERVATIVE CLUB (FKA) NATIONAL CONGRESSIONAL CLUB	\$2,372,999
4	VOTER GUIDE	\$2,041,162
5	CALIFORNIA DEMOCRATIC VOTER CHECKLIST	\$1,836,057
6	NATIONAL COMMITTEE FOR AN EFFECTIVE CONGRESS	\$1,716,606
7	EFFECTIVE GOVERNMENT COMMITTEE	\$1,632,415
8	AMERICANS FOR FREE INTERNATIONAL TRADE POLITICAL ACTION COMMITTEE INC	\$1,596,302
9	NATIONAL RIGHT TO LIFE POLITICAL ACTION COMMITTEE	\$1,399,624
10	ALLIANCE FOR AMERICAN LEADERSHIP (FKA CHENEY FOR CONG)	\$1,294,356
11	NATIONAL PAC	\$1,267,836
12	HOLLYWOOD WOMEN'S POLITICAL COMMITTEE	\$1,185,923
13	VOTERS FOR CHOICE/FRIENDS OF FAMILY PLANNING	\$1,007,573
14	GOPAC INCORPORATED	\$903,908
15	AMERICAN AIDS POLITICAL ACTION COMMITTEE	\$807,346
16	BLACK AMERICA'S POLITICAL ACTION COMMITTEE	\$806,626
17	COUNCIL FOR A LIVABLE WORLD	\$776,635
18	NATIONAL ABORTION AND REPRODUCTIVE RIGHTS ACTION LEAGUE PAC	\$772,903
19	OREGON LEAGUE OF CONSERVATION VOTERS/GREEN VOTE CAMPAIGN-NORTHWEST	\$695,003
20	V-PAC (FORMERLY FOR LIBERTY IN AMERICAN GOVERNMENT PAC)	\$686,325
21	ROE POLITICAL COMMITTEE	\$669,997
22	ERNEST & YOUNG POLITICAL ACTION COMMITTEE	\$657,547
23	NEW FRONTIER LEADERSHIP PAC (FKA LENT FOR CONGRESS)	\$656,891
24	LEADERSHIP AMERICA	\$618,181
25	FREEDOM LEADERSHIP POLITICAL ACTION COMMITTEE	\$575,350
26	COUNTDOWN TO MAJORITY	\$533,286
27	INDEPENDENT ACTION INC	\$530,679
28	ENGLISH LANGUAGE POLITICAL ACTION COMMITTEE	\$524,073
29	AUTO DEALERS AND DRIVERS FOR FREE TRADE PAC	\$512,785
30	CONSERVATIVE CAMPAIGN FUND (FKA HONEST ELECTIONS PAC)	\$500,879
31	MID-AMERICA CONSERVATIVE POLITICAL ACTION COMMITTEE	\$495,191
32	ARTHUR ANDERSEN/ANDERSEN CONSULTING PAC (ARTHUR ANDERSEN & FKA-CO PAC)	\$479,288
33	KIDSPAC	\$460,116
34	JOINT ACTION COMMITTEE FOR POLITICAL AFFAIR	\$452,735
35	CLEAN UP CONGRESS	\$444,936
36	PEOPLE FOR JOHN HEINZ COMMITTEE	\$440,597
37	LINCOLN CLUB OF ORANGE COUNTY	\$411,057
38	JUSTICE-PAC	\$411,044
39	REPUBLICAN FUND FOR THE 90'S	\$400,306
40	HOUSE LEADERSHIP FUND; THE	\$397,700
41	WISH LIST	\$394,085
42	RUFF POLITICAL ACTION COMMITTEE (RUFF-PAC)	\$382,996
43	COOPERS & LYBRAND PAC	\$381,003
44	PEAT HARWICK PARTNERS/PRINCIPALS & EMPLOYEES POLITICAL ACTION COMMITTEE (PEAT HARWICK/PAC)	\$364,014
45	PRICE WATERHOUSE PARTNERS' POLITICAL ACTION COMMITTEE	\$343,197
46	BUSINESS INDUSTRY POLITICAL ACTION COMMITTEE	\$338,081
47	COMMITTEE FOR QUALITY ORTHOPAEDIC HEALTH CARE INC	\$332,570
48	ISSUES '96 (FKA ISSUES '94)	\$330,844
49	AMERICAN SUGARBET GROWERS ASSOCIATION POLITICAL ACTION COMMITTEE	\$329,926
50	DELOITTE & TOUCHE FEDERAL POLITICAL ACTION COMMITTEE (AKA-TOUCHE ROSS PARTNERS FED PAC)	\$307,859

9 / 0 8 0 0 1 0 2 3

1993-94
NONCONNECTED
TOP 50 CONTRIBUTORS TO FEDERAL CANDIDATES

RANK	NAME	CONTRIBUTIONS
1.	NATIONAL COMMITTEE FOR AN EFFECTIVE CONGRESS	\$775,124
2.	AMERICANS FOR FREE INTERNATIONAL TRADE POLITICAL ACTION COMMITTEE INC	\$770,700
3.	EFFECTIVE GOVERNMENT COMMITTEE	\$704,596
4.	CAMPAIGN AMERICA	\$569,142
5.	LEADERSHIP AMERICA	\$516,500
6.	ERNST & YOUNG POLITICAL ACTION COMMITTEE	\$510,510
7.	NATIONAL ABORTION AND REPRODUCTIVE RIGHTS ACTION LEAGUE PAC	\$464,941
8.	KIDSPAC	\$399,000
9.	ARTHUR ANDERSEN/ANDERSEN CONSULTING PAC (ARTHUR ANDERSEN & FKA-CO PAC)	\$345,510
10.	AMERICAN SUGARBEEF GROWERS ASSOCIATION POLITICAL ACTION COMMITTEE	\$317,140
11.	AUTO DEALERS AND DRIVERS FOR FREE TRADE PAC	\$303,900
12.	COUNTDOWN TO MAJORITY	\$297,238
13.	PRICE WATERHOUSE PARTNERS' POLITICAL ACTION COMMITTEE	\$293,638
14.	COOPERS & LYBRAND PAC	\$285,697
15.	NATIONAL FEDERATION OF INDEPENDENT BUSINESS/ SAVE AMERICA'S FREE ENTERPRISE TRUST	\$252,175
16.	EMILY'S LIST	\$227,689
17.	AMERICANS FOR A REPUBLICAN MAJORITY	\$227,627
18.	DELOITTE & TOUCHE FEDERAL POLITICAL ACTION COMMITTEE (AKA-TOUCHE ROSS PARTNERS FED PAC)	\$227,003
19.	NATIONAL PAC	\$219,000
20.	PEAT HARWICK PARTNERS/PRINCIPALS & EMPLOYEES POLITICAL ACTION COMMITTEE (PEAT HARWICK/PAC)	\$212,508
21.	NATIONAL RIGHT TO LIFE POLITICAL ACTION COMMITTEE	\$201,215
22.	HOLLYWOOD WOMEN'S POLITICAL COMMITTEE	\$189,500
23.	ALLIANCE FOR AMERICAN LEADERSHIP (FKA CHENEY FOR CONG)	\$183,250
24.	VOTERS FOR CHOICE/FRIENDS OF FAMILY PLANNING	\$180,420
25.	COMMITTEE FOR QUALITY ORTHOPAEDIC HEALTH CARE INC	\$176,653
26.	PEOPLE FOR JOHN HEINE COMMITTEE	\$172,206
27.	DESERT CAUCUS	\$167,000
28.	WASHINGTON POLITICAL ACTION COMMITTEE	\$152,950
29.	NATIONAL ACTION COMMITTEE - MACPAC	\$151,550
30.	CITIZENS ORGANIZED POLITICAL ACTION COMMITTEE	\$140,000
31.	VICTORY U S A	\$134,000
32.	FREE CUBA PAC INC	\$133,000
33.	WISH LIST	\$132,416
34.	WOMEN'S ALLIANCE FOR ISRAEL	\$127,000
35.	ASCAP LEGISLATIVE FUND FOR THE ARTS	\$126,210
36.	FUND FOR DEMOCRATIC LEADERSHIP FKA SAC PAC	\$126,000
37.	FLORIDA CONGRESSIONAL COMMITTEE	\$125,350
38.	WOMEN'S PRO-ISRAEL NATIONAL POLITICAL ACTION COMMITTEE ("WIN PAC")	\$118,250
39.	PRESTON GATES ELLIS & ROUVELAS NEEDS PAC (FKA-PRESTON, THORGRIMSON, ELLIS & HOLMAN PAC)	\$117,204
40.	RIGHT TO WORK POLITICAL ACTION COMMITTEE	\$114,800
41.	SHAW, PETHAM, POTS AND TROWBRIDGE POLITICAL ACTION COMMITTEE	\$113,614
42.	HOUSE LEADERSHIP FUND; THE	\$112,865
43.	MCGAN & MARTSON POLITICAL ACTION COMMITTEE	\$108,900
44.	BUSINESS INDUSTRY POLITICAL ACTION COMMITTEE	\$107,707
45.	HUDSON VALLEY POLITICAL ACTION COMMITTEE	\$107,650
46.	INDEPENDENT ACTION INC	\$104,000
47.	SENATE VICTORY FUND PAC (FKA COCHRAN COMMITTEE)	\$98,655
48.	FREEDOM FUND; THE	\$98,650
49.	AT LOUISIANAS FOR BETTER GOVERNMENT	\$98,000
50.	VICTORY AMERICA (FKA) FUND FOR SOUTHERN PROGRESS	\$97,750

9 / 0 0 0 0 0 1 0 2 4

1993-94
TOP 50 CASH ON HAND - NONCONNECTED PAC'S

RANK	NAME	CASH ON HAND
1	CAMPAIGN AMERICA	\$2,473,035
2	AUTO DEALERS AND DRIVERS FOR FREE TRADE PAC	\$532,645
3	EMILY'S LIST	\$469,437
4	NATIONAL COMMITTEE FOR AN EFFECTIVE CONGRESS	\$437,226
5	ACORN POLITICAL ACTION COMMITTEE	\$311,892
6	S-PAC	\$265,035
7	SYMMS POLITICAL ACTION COMMITTEE (SYMMS PAC)	\$259,962
8	ERNST & YOUNG POLITICAL ACTION COMMITTEE	\$250,920
9	CONSERVATIVE PAC INC	\$249,091
10	AMERICAN POLITICAL ACTION COMMITTEE	\$243,516
11	ISSUES '96 (FKA ISSUES '94)	\$171,408
12	ALLIANCE FOR AMERICAN LEADERSHIP (FKA CHENEY FOR CONG)	\$156,174
13	APPELPAK:FKA APPELPAK FOR CONGRESS COMMITTEE PAC	\$146,692
14	NATIONAL ASSOCIATION OF TEMPORARY SERVICES POLITICAL ACTION COMMITTEE	\$131,583
15	NATIONAL ABORTION AND REPRODUCTIVE RIGHTS ACTION LEAGUE PAC	\$128,566
16	NATIONAL FEDERATION OF INDEPENDENT BUSINESS/ SAVE AMERICA'S FREE ENTERPRISE TRUST	\$125,250
17	PRICE WATERHOUSE PARTNERS' POLITICAL ACTION COMMITTEE	\$124,926
18	ALERTED DEMOCRATIC MAJORITY	\$119,225
19	NATIONAL RIGHT TO LIFE POLITICAL ACTION COMMITTEE	\$117,519
20	ENGLISH LANGUAGE POLITICAL ACTION COMMITTEE	\$110,030
21	AMERICAN SUGARBEE GROWERS ASSOCIATION POLITICAL ACTION COMMITTEE	\$109,387
22	NATIONAL PAC	\$104,646
23	BUSINESS INDUSTRY POLITICAL ACTION COMMITTEE	\$103,050
24	ARTHUR ANDERSEN/ANDERSEN CONSULTING PAC (ARTHUR ANDERSEN & FKA-CO PAC)	\$99,744
25	RIGHT TO LIFE/OREGON PAC (RTL/O PAC)	\$97,678
26	ROE POLITICAL COMMITTEE	\$87,872
27	AMERICANS FOR FREE INTERNATIONAL TRADE POLITICAL ACTION COMMITTEE INC	\$85,238
28	SHIRHOFF/INGLENOOK DISTRIBUTORS PAC	\$84,651
29	DEMOPAC	\$82,647
30	CPT FUND ACCOUNT I	\$76,811
31	FREEDOM FUND; THE	\$76,322
32	IFAW ANIMAL ACTION COMMITTEE INC	\$76,249
33	PEOPLE FOR JOHN HEINS COMMITTEE	\$75,645
34	COMMITTEE FOR DEMOCRATIC ACTION (FKA METZENBAUM FOR SENATE - 1988)	\$71,940
35	FUND FOR ALL AMERICANS	\$69,740
36	KING & SPALDING NONPARTISAN COMMITTEE FOR GOOD GOVERNMENT	\$68,658
37	CITIZENS FOR THE REPUBLIC	\$66,652
38	FRIENDS OF SOPHIE MASLOFF	\$63,170
39	OSTEOPATHIC POLITICAL ACTION COMMITTEE	\$62,988
40	O'HELVENY & MYERS POLITICAL ACTION COMMITTEE	\$60,104
41	SPEAR, LEEDS & KELLOGG GOOD GOVERNMENT FUND COMMITTEE	\$58,796
42	LEADERSHIP FOR AMERICA	\$57,316
43	PEAT HARWICK PARTNERS/PRINCIPALS & EMPLOYEES POLITICAL ACTION COMMITTEE (PEAT HARWICK/PAC)	\$55,539
44	GEORGIA PEANUT PRODUCERS ASSOCIATION POLITICAL ACTION COMMITTEE	\$55,022
45	NORTH JERSEY PAC	\$54,355
46	FRIENDS OF EDELMAN	\$54,172
47	WOMEN FOR:	\$52,912
48	POLICY GROUP	\$51,996
49	KIRKPATRICK & LOCKHART POLITICAL ACTION COMMITTEE	\$51,979
50	SOUTHERN CALIFORNIA VOTER GUIDE	\$50,827

9 / 0 8 0 0 0 1 0 2 0

1993-94
TOP 50 MONEY RAISERS - TRADE/MEMBERSHIP/HEALTH PAC'S

RANK	NAME	RECEIPTS
1	NRA POLITICAL VICTORY FUND	\$6,831,712
2	ASSOCIATION OF TRIAL LAWYERS OF AMERICA POLITICAL ACTION COMMITTEE	\$4,531,724
3	AMERICAN MEDICAL ASSOCIATION POLITICAL ACTION COMMITTEE	\$4,465,815
4	REALTORS POLITICAL ACTION COMMITTEE	\$3,554,354
5	DEALERS ELECTION ACTION COMMITTEE OF THE NATIONAL AUTOBOMILE DEALERS ASSOCIATION (NADA)	\$2,925,638
6	NATIONAL ASSOCIATION OF LIFE UNDERWRITERS POLITICAL ACTION COMMITTEE	\$2,097,172
7	NATIONAL ASSOCIATION OF RETIRED FEDERAL EMPLOYEES POLITICAL ACTION COMMITTEE (NARFE-PAC)	\$1,933,619
8	BUILD POLITICAL ACTION COMMITTEE OF THE NATIONAL ASSOCIATION OF HOME BUILDERS	\$1,740,689
9	TEXAS MEDICAL ASSOCIATION POLITICAL ACTION COMMITTEE	\$1,578,299
10	WOMEN'S CAMPAIGN FUND INC	\$1,543,289
11	ELECT-THI POLITICAL ACTION COMMITTEE OF THE ALABAMA FARMERS FEDERATION	\$1,537,025
12	AMERICAN BANKERS ASSOCIATION BANKPAC	\$1,534,325
13	AMERICAN ACADEMY OF OPHTHALMOLOGY INC POLITICAL COMMITTEE ("OPHTHPAC")	\$1,485,968
14	NATIONAL COMMITTEE TO PRESERVE SOCIAL SECURITY AND MEDICARE - PAC	\$1,430,516
15	AMERICAN DENTAL POLITICAL ACTION COMMITTEE	\$1,423,530
16	NATIONAL BEER WHOLESALERS' ASSOCIATION POLITICAL ACTION COMMITTEE (NBWA PAC)	\$1,361,109
17	AMERICAN INSTITUTE OF CERTIFIED PUBLIC ACCOUNTANTS EFFECTIVE LEGISLATION COMMITTEE (AICPA)	\$1,266,506
18	AMERICAN CHIROPRACTIC ASSOCIATION POLITICAL ACTION COMMITTEE	\$1,123,057
19	AMERICAN OPTOMETRIC ASSOCIATION POLITICAL ACTION COMMITTEE	\$1,101,699
20	POLITICAL ACTION COMMITTEE OF THE AMERICAN HOSPITAL ASSOCIATION	\$1,092,653
21	ACTION COMMITTEE FOR RURAL ELECTRIFICATION (ACRE)	\$1,055,794
22	LEAGUE OF CONSERVATION OF SOCIAL WORKERS POLITICAL ACTION COMMITTEE (LCV EARTH FUND)	\$843,734
23	NATIONAL ASSOCIATION OF SOCIAL WORKERS POLITICAL ACTION FOR CANDIDATE ELECTION	\$779,461
24	AMERICAN PHYSICAL THERAPY CONGRESSIONAL ACTION COMMITTEE	\$762,151
25	HUMAN RIGHTS CAMPAIGN FUND POLITICAL ACTION COMMITTEE	\$758,727
26	AMERICAN COUNCIL OF LIFE INSURANCE, LIFE INSURANCE PAC	\$741,854
27	CALIFORNIA MEDICAL POLITICAL ACTION COMMITTEE	\$734,564
28	NATIONAL RESTAURANT ASSOCIATION POLITICAL ACTION COMMITTEE	\$726,082
29	AMERICAN SOCIETY OF ANESTHESIOLOGISTS POLITICAL ACTION COMMITTEE (ASAPAC)	\$702,793
30	ASSOCIATED GENERAL CONTRACTORS POLITICAL ACTION COMMITTEE	\$696,753
31	INDEPENDENT INSURANCE AGENTS OF AMERICA INC POLITICAL ACTION COMMITTEE (INSURPAC)	\$685,381
32	VETERANS OF FOREIGN WARS POLITICAL ACTION COMMITTEE INC	\$670,129
33	CREDIT UNION LEGISLATIVE ACTION COUNCIL	\$658,200
34	PENNSYLVANIA MEDICAL POLITICAL ACTION COMMITTEE	\$646,982
35	NATIONAL ASSOCIATION OF BROADCASTERS TELEVISION AND RADIO POLITICAL ACTION COMMITTEE	\$639,614
36	AMERICAN HEALTH CARE ASSOCIATION POLITICAL ACTION COMMITTEE (AHCA-PAC)	\$638,609
37	ILLINOIS STATE MEDICAL SOCIETY POLITICAL ACTION COMMITTEE (IMPAC)	\$599,976
38	CALIFORNIA REAL ESTATE POLITICAL ACTION COMMITTEE/FEDERAL (CREPAC/FEDERAL) AKA "99 CLUB"	\$597,388
39	OHIO MEDICAL POLITICAL ACTION COMMITTEE (ONPAC)	\$593,806
40	FLORIDA MEDICAL POLITICAL ACTION COMMITTEE	\$583,395
41	MEDICAL SOCIETY OF THE STATE OF NEW YORK POLITICAL ACTION COMMITTEE (MSBNYPAC)	\$571,667
42	NATIONAL CABLE TELEVISION ASSOCIATION'S POLITICAL ACTION COMMITTEE (CABLE PAC)	\$566,615
43	FOOD MARKETING INSTITUTE POLITICAL ACTION COMMITTEE (FOOD PAC)	\$477,266
44	INDEPENDENT BANKERS ASSOCIATION OF AMERICA POLITICAL ACTION COMMITTEE (IBAA PAC)	\$466,875
45	MORTGAGE BANKERS ASSOCIATION OF AMERICA POLITICAL ACTION COMMITTEE	\$461,561
46	INDEPENDENT MEDICINE'S POLITICAL ACTION COMMITTEE-TN (IMPACT)	\$455,965
47	HOWARD JARVIS TAXPAYERS ASSOCIATION POLITICAL ACTION COMMITTEE	\$429,948
48	PODIATRY POLITICAL ACTION COMMITTEE	\$427,444
49	NABUS PAC FOR POSTMASTERS (FPA POLITICAL EDUCATION FOR POSTMASTERS)	\$421,113
50	INDIANA MEDICAL POLITICAL ACTION COMMITTEE	\$414,502

9 / 0 8 0 0 1 8 2 6

1993-94
TOP 50 SPENDERS - TRADE/MEMBERSHIP/HEALTH PAC'S

RANK	NAME	DISBURSEMENTS
1	NRA POLITICAL VICTORY FUND	\$5,948,803
2	ASSOCIATION OF TRIAL LAWYERS OF AMERICA POLITICAL ACTION COMMITTEE	\$4,568,788
3	AMERICAN MEDICAL ASSOCIATION POLITICAL ACTION COMMITTEE	\$3,924,057
4	DEALERS ELECTION ACTION COMMITTEE OF THE NATIONAL AUTOMOBILE DEALERS ASSOCIATION (NADA)	\$2,751,789
5	REALTORS POLITICAL ACTION COMMITTEE	\$2,572,473
6	NATIONAL COMMITTEE TO PRESERVE SOCIAL SECURITY AND MEDICARE - PAC	\$2,208,721
7	NATIONAL ASSOCIATION OF LIFE UNDERWRITERS POLITICAL ACTION COMMITTEE	\$1,891,351
8	AMERICAN INSTITUTE OF CERTIFIED PUBLIC ACCOUNTANTS EFFECTIVE LEGISLATION COMMITTEE (AICPA)	\$1,890,052
9	ELECT-THE POLITICAL ACTION COMMITTEE OF THE ALABAMA FARMERS FEDERATION	\$1,852,573
10	BUILD POLITICAL ACTION COMMITTEE OF THE NATIONAL ASSOCIATION OF HOME BUILDERS	\$1,779,659
11	AMERICAN BANKERS ASSOCIATION BANKPAC	\$1,590,160
12	TEXAS MEDICAL ASSOCIATION POLITICAL ACTION COMMITTEE	\$1,567,542
13	WOMEN'S CAMPAIGN FUND INC	\$1,534,286
14	NATIONAL BEER WHOLESALERS' ASSOCIATION POLITICAL ACTION COMMITTEE (NBWA PAC)	\$1,452,735
15	AMERICAN ACADEMY OF OPHTHALMOLOGY INC POLITICAL COMMITTEE ("OPHTHPAC")	\$1,404,724
16	AMERICAN DENTAL POLITICAL ACTION COMMITTEE	\$1,397,110
17	NATIONAL ASSOCIATION OF RETIRED FEDERAL EMPLOYEES POLITICAL ACTION COMMITTEE (NARFE-PAC)	\$1,373,956
18	POLITICAL ACTION COMMITTEE OF THE AMERICAN HOSPITAL ASSOCIATION	\$1,370,803
19	AMERICAN CHIROPRACTIC ASSOCIATION POLITICAL ACTION COMMITTEE	\$1,269,718
20	ACTION COMMITTEE FOR RURAL ELECTRIFICATION (ACRE)	\$1,048,884
21	AMERICAN OPTOMETRIC ASSOCIATION POLITICAL ACTION COMMITTEE	\$948,904
22	LEAGUE OF CONSERVATION VOTERS INC POLITICAL ACTION COMMITTEE (LCV EARTH FUND)	\$819,979
23	HUMAN RIGHTS CAMPAIGN FUND POLITICAL ACTION COMMITTEE	\$762,873
24	NATIONAL ASSOCIATION OF SOCIAL WORKERS POLITICAL ACTION FOR CANDIDATE ELECTION COMMITTEE	\$739,183
25	OHIO MEDICAL POLITICAL ACTION COMMITTEE (OMPAC)	\$721,768
26	NATIONAL RESTAURANT ASSOCIATION POLITICAL ACTION COMMITTEE	\$716,183
27	CALIFORNIA MEDICAL POLITICAL ACTION COMMITTEE	\$710,780
28	ASSOCIATED GENERAL CONTRACTORS POLITICAL ACTION COMMITTEE	\$703,829
29	AMERICAN COUNCIL OF LIFE INSURANCE, LIFE INSURANCE PAC	\$693,666
30	INDEPENDENT INSURANCE AGENTS OF AMERICA INC POLITICAL ACTION COMMITTEE (INSURPAC)	\$680,501
31	CREDIT UNION LEGISLATIVE ACTION COUNCIL	\$673,199
32	AMERICAN HEALTH CARE ASSOCIATION POLITICAL ACTION COMMITTEE (AHCA-PAC)	\$671,304
33	CALIFORNIA REAL ESTATE POLITICAL ACTION COMMITTEE/FEDERAL (CREPAC/FEDERAL) AKA "99 CLUB"	\$654,983
34	ILLINOIS STATE MEDICAL SOCIETY POLITICAL ACTION COMMITTEE (IMPAC)	\$653,307
35	PENNSYLVANIA MEDICAL POLITICAL ACTION COMMITTEE	\$638,144
36	AMERICAN SOCIETY OF ANESTHESIOLOGISTS POLITICAL ACTION COMMITTEE (ASA-PAC)	\$626,636
37	NATIONAL ASSOCIATION OF BROADCASTERS TELEVISION AND RADIO POLITICAL ACTION COMMITTEE	\$588,528
38	NATIONAL CABLE TELEVISION ASSOCIATION'S POLITICAL ACTION COMMITTEE (CABLE PAC)	\$557,931
39	PODIATRY POLITICAL ACTION COMMITTEE	\$554,310
40	NATIONAL EMERGENCY MEDICINE PAC OF THE AMERICAN COLLEGE OF EMERGENCY PHYSICIANS	\$536,453
41	FLORIDA MEDICAL POLITICAL ACTION COMMITTEE	\$523,947
42	INDEPENDENT MEDICINE'S POLITICAL ACTION COMMITTEE-TN (IMPACT)	\$490,279
43	INVESTMENT MANAGEMENT POLITICAL ACTION CMTE OF THE INVESTMENT COMPANY INSTITUTE (IMPAC)	\$469,607
44	FOOD-MARKETING INSTITUTE POLITICAL ACTION COMMITTEE (FOOD PAC)	\$458,098
45	INDEPENDENT BANKERS ASSOCIATION OF AMERICA POLITICAL ACTION COMMITTEE (IBAA PAC)	\$455,704
46	VETERANS OF FOREIGN WARS POLITICAL ACTION COMMITTEE INC	\$443,825
47	NAPUS PAC FOR POSTMASTERS (PKA POLITICAL EDUCATION FOR POSTMASTERS)	\$434,127
48	SIERRA CLUB COMMITTEE ON POLITICAL EDUCATION	\$431,725
49	NATIONAL CATTLEMAN'S ASSOCIATION POLITICAL ACTION COMMITTEE	\$428,204
50	INDIANA MEDICAL POLITICAL ACTION COMMITTEE	\$416,704

9 / 0 8 0 0 1 8 2 /

1993-94
TRADE/MEMBERSHIP/HEALTH
TOP 50 CONTRIBUTORS TO FEDERAL CANDIDATES

RANK	NAME	CONTRIBUTIONS
1.	AMERICAN MEDICAL ASSOCIATION POLITICAL ACTION COMMITTEE	\$2,386,947
2.	ASSOCIATION OF TRIAL LAWYERS OF AMERICA POLITICAL ACTION COMMITTEE	\$2,164,035
3.	MRA POLITICAL VICTORY FUND	\$1,853,038
4.	REALTORS POLITICAL ACTION COMMITTEE	\$1,851,978
5.	DEALERS ELECTION ACTION COMMITTEE OF THE NATIONAL AUTOMOBILE DEALERS ASSOCIATION (NADA)	\$1,832,570
6.	AMERICAN INSTITUTE OF CERTIFIED PUBLIC ACCOUNTANTS EFFECTIVE LEGISLATION COMMITTEE (AICPA)	\$1,737,520
7.	AMERICAN BANKERS ASSOCIATION BANKPAC	\$1,343,150
8.	NATIONAL ASSOCIATION OF LIFE UNDERWRITERS POLITICAL ACTION COMMITTEE	\$1,338,890
9.	BUILD POLITICAL ACTION COMMITTEE OF THE NATIONAL ASSOCIATION OF HOME BUILDERS	\$1,329,599
10.	NATIONAL BEER WHOLESALERS' ASSOCIATION POLITICAL ACTION COMMITTEE (NBWA PAC)	\$1,248,724
11.	AMERICAN DENTAL POLITICAL ACTION COMMITTEE	\$1,180,197
12.	POLITICAL ACTION COMMITTEE OF THE AMERICAN HOSPITAL ASSOCIATION	\$1,060,817
13.	NATIONAL ASSOCIATION OF RETIRED FEDERAL EMPLOYEES POLITICAL ACTION COMMITTEE (NARFE-PAC)	\$996,500
14.	AMERICAN ACADEMY OF OPHTHALMOLOGY INC POLITICAL COMMITTEE ("OPHTHPAC")	\$821,005
15.	LEAGUE OF CONSERVATION VOTERS INC POLITICAL ACTION COMMITTEE (LCV EARTH FUND)	\$774,717
16.	ASSOCIATED GENERAL CONTRACTORS POLITICAL ACTION COMMITTEE	\$697,697
17.	AMERICAN OPTOMETRIC ASSOCIATION POLITICAL ACTION COMMITTEE	\$659,130
18.	NATIONAL RESTAURANT ASSOCIATION POLITICAL ACTION COMMITTEE	\$658,844
19.	HUMAN RIGHTS CAMPAIGN FUND POLITICAL ACTION COMMITTEE	\$625,424
20.	AMERICAN COUNCIL OF LIFE INSURANCE, LIFE INSURANCE PAC	\$595,415
21.	AMERICAN CHIROPRACTIC ASSOCIATION POLITICAL ACTION COMMITTEE	\$590,628
22.	INDEPENDENT INSURANCE AGENTS OF AMERICA INC POLITICAL ACTION COMMITTEE (INSURPAC)	\$542,992
23.	NATIONAL COMMITTEE TO PRESERVE SOCIAL SECURITY AND MEDICARE - PAC	\$537,261
24.	CREDIT UNION LEGISLATIVE ACTION COUNCIL	\$526,096
25.	ACTION COMMITTEE FOR RURAL ELECTRIFICATION (ACRE)	\$501,200
26.	NATIONAL CABLE TELEVISION ASSOCIATION'S POLITICAL ACTION COMMITTEE (CABLE PAC)	\$496,900
27.	AMERICAN SOCIETY OF ANESTHESIOLOGISTS POLITICAL ACTION COMMITTEE (ASAPAC)	\$484,000
28.	AMERICAN HEALTH CARE ASSOCIATION POLITICAL ACTION COMMITTEE (AHCA-PAC)	\$475,080
29.	NATIONAL EMERGENCY MEDICINE PAC OF THE AMERICAN COLLEGE OF EMERGENCY PHYSICIANS	\$468,650
30.	FOOD MARKETING INSTITUTE POLITICAL ACTION COMMITTEE (FOOD PAC)	\$452,465
31.	PODIATRY POLITICAL ACTION COMMITTEE	\$445,770
32.	NATIONAL ASSOCIATION OF BROADCASTERS TELEVISION AND RADIO POLITICAL ACTION COMMITTEE	\$437,990
33.	SIERRA CLUB COMMITTEE ON POLITICAL EDUCATION	\$406,631
34.	INDEPENDENT BANKERS ASSOCIATION OF AMERICA POLITICAL ACTION COMMITTEE (IBAA PAC)	\$366,890
35.	NATIONAL CATTLEMAN'S ASSOCIATION POLITICAL ACTION COMMITTEE	\$363,324
36.	INVESTMENT MANAGEMENT POLITICAL ACTION CMTE OF THE INVESTMENT COMPANY INSTITUTE (IMPAC)	\$359,168
37.	INTERNATIONAL COUNCIL OF SHOPPING CENTERS INC POLITICAL ACTION COMMITTEE (ICSC PAC)	\$326,340
38.	TRUCKING POLITICAL ACTION COMMITTEE OF THE AMERICAN TRUCKING ASSOCIATIONS' INC	\$325,566
39.	NAPUS PAC FOR POSTMASTERS (FKA POLITICAL EDUCATION FOR POSTMASTERS)	\$312,096
40.	NATIONAL ASSOCIATION OF INDEPENDENT INSURERS POLITICAL ACTION COMMITTEE	\$271,570
41.	AMERICAN VETERINARY MEDICAL ASSOCIATION POLITICAL ACTION COMMITTEE (AVMAPAC)	\$267,700
42.	WOMEN'S CAMPAIGN FUND INC	\$262,038
43.	AMERICAN PHYSICAL THERAPY CONGRESSIONAL ACTION COMMITTEE	\$252,097
44.	AMERICAN OCCUPATIONAL THERAPY ASSOCIATION INC POLITICAL ACTION COMMITTEE	\$247,150
45.	COLLEGE OF AMERICAN PATHOLOGISTS POLITICAL ACTION COMMITTEE	\$247,000
46.	AUCTION MARKETS POLITICAL ACTION COMMITTEE OF THE CHICAGO BOARD OF TRADE A/K/A AMPAC/CBT	\$246,964
47.	NATIONAL UTILITY CONTRACTORS ASSN LEGISLATIVE INFORMATION & ACTION COMMITTEE	\$245,500
48.	SAVINGS & COMMUNITY BANKERS OF AMERICA COMMUNITY CAMPAIGN COMMITTEE	\$244,573
49.	MORTGAGE BANKERS ASSOCIATION OF AMERICA POLITICAL ACTION COMMITTEE	\$242,458
50.	COALPAC - THE POLITICAL ACTION COMMITTEE OF THE NATIONAL COAL ASSOCIATION	\$222,700

9 1 0 3 0 6 0 1 8 2 0

1993-94
TOP 50 CASH ON HAND - TRADE/MEMBERSHIP/HEALTH PAC'S

RANK	NAME	CASH ON HAND
1	DEALERS ELECTION ACTION COMMITTEE OF THE NATIONAL AUTOMOBILE DEALERS ASSOCIATION (NADA)	\$2,189,465
2	NRA POLITICAL VICTORY FUND	\$1,416,678
3	NATIONAL ASSOCIATION OF REPIRED FEDERAL EMPLOYEES POLITICAL ACTION COMMITTEE (NARFE-PAC)	\$1,346,158
4	REALTORS POLITICAL ACTION COMMITTEE	\$1,100,275
5	AMERICAN MEDICAL ASSOCIATION POLITICAL ACTION COMMITTEE	\$829,101
6	AMERICAN PHYSICAL THERAPY CONGRESSIONAL ACTION COMMITTEE	\$483,964
7	AMERICAN OPTOMETRIC ASSOCIATION POLITICAL ACTION COMMITTEE	\$468,252
8	NATIONAL ASSOCIATION OF LIFE UNDERWRITERS POLITICAL ACTION COMMITTEE	\$410,734
9	ALABAMA MEDICAL PAC	\$387,953
10	NATIONAL LEAGUE OF POSTMASTERS POLITICAL ACTION COMMITTEE	\$384,103
11	AMERICAN INSTITUTE OF CERTIFIED PUBLIC ACCOUNTANTS EFFECTIVE LEGISLATION COMMITTEE (AICPA)	\$370,931
12	ASSOCIATION OF TRIAL LAWYERS OF AMERICA POLITICAL ACTION COMMITTEE	\$328,551
13	NATIONAL COMMITTEE TO PRESERVE SOCIAL SECURITY AND MEDICARE - PAC	\$321,028
14	AMERICAN SOCIETY OF ANESTHESIOLOGISTS POLITICAL ACTION COMMITTEE (ASAPAC)	\$282,335
15	NATIONAL ASSOCIATION OF SOCIAL WORKERS POLITICAL ACTION FOR CANDIDATE ELECTION	\$278,766
16	AMERICAN ACADEMY OF OPHTHALMOLOGY INC POLITICAL COMMITTEE ("OPHTHPAC")	\$254,693
17	AMERICAN ASSOCIATION OF NURSE ANESTHETISTS SEPARATE SEGREGATED FUND (CANNA-PAC)	\$209,410
18	BUREAU OF WHOLESALE SALES REPRESENTATIVES PAC	\$207,116
19	FOOD MARKETING INSTITUTE POLITICAL ACTION COMMITTEE (FOOD PAC)	\$196,904
20	MORTGAGE BANKERS ASSOCIATION OF AMERICA POLITICAL ACTION COMMITTEE	\$193,813
21	ORAL AND MAXILLOFACIAL SURGERY POLITICAL ACTION COMMITTEE (OMSPAC)	\$192,908
22	TITLE INDUSTRY POLITICAL ACTION COMMITTEE	\$192,603
23	MEDICAL SOCIETY OF THE STATE OF NEW YORK POLITICAL ACTION COMMITTEE (MSBNYPAC)	\$162,819
24	NATIONAL ASSOCIATION FOR UNIFORMED SERVICES PAC	\$160,545
25	AMERICAN COUNCIL OF LIFE INSURANCE, LIFE INSURANCE PAC	\$149,275
26	AMERICAN BANKERS ASSOCIATION BANKPAC	\$147,101
27	SAVINGS & COMMUNITY BANKERS OF AMERICA COMMUNITY CAMPAIGN COMMITTEE	\$145,224
28	ALABAMA CREDIT UNION LEGISLATIVE ACTION COUNCIL	\$135,339
29	POLITICAL ACTION CMTTE OF THE AMER SOC OF PLASTIC & RECONSTR SURGEONS INC (ASPRS) PLASTYPAC	\$126,586
30	CALIFORNIA MEDICAL POLITICAL ACTION COMMITTEE	\$123,716
31	AMERICAN PHARMACEUTICAL ASSOCIATION POLITICAL ACTION COMMITTEE	\$122,430
32	AMERICAN SUGAR CANE LEAGUE POLITICAL ACTION COMMITTEE	\$121,974
33	OUTDOOR AMUSEMENT BUSINESS ASSOCIATION INC POLITICAL ACTION COMMITTEE	\$120,994
34	NATIONAL CATTLEMAN'S ASSOCIATION POLITICAL ACTION COMMITTEE	\$118,427
35	ILLINOIS BANKPAC	\$118,160
36	MAPUS PAC FOR POSTMASTERS (FKA POLITICAL EDUCATION FOR POSTMASTERS)	\$115,145
37	FLORIDA LEAGUE OF FINANCIAL INSTITUTIONS POLITICAL ACTION COMMITTEE - PSPAC-FEDERAL	\$114,163
38	FEDERATION OF AMERICAN HEALTH SYSTEMS POLITICAL ACTION COMMITTEE	\$112,610
39	PODIATRY POLITICAL ACTION COMMITTEE	\$112,556
40	TEXAS MEDICAL ASSOCIATION POLITICAL ACTION COMMITTEE	\$111,487
41	ACTION COMMITTEE FOR RURAL ELECTRIFICATION (ACRE)	\$111,463
42	NATIONAL TELEPHONE COOPERATIVE ASSOCIATION TELEPHONE EDUCATION COMMITTEE ORGANIZATION	\$110,307
43	AUCTION MARKETS POLITICAL ACTION COMMITTEE OF THE CHICAGO BOARD OF TRADE A/K/A ANPAC/CBT	\$109,084
44	INTERNATIONAL COUNCIL OF SHOPPING CENTERS INC POLITICAL ACTION COMMITTEE (ICSC PAC)	\$108,656
45	NATIONAL ASSOCIATION OF CONVENIENCE STORES	\$108,068
46	KENTUCKY EDUCATIONAL MEDICAL POLITICAL ACTION COMMITTEE	\$106,322
47	AMERICAN DENTAL POLITICAL ACTION COMMITTEE	\$105,640
48	FLORIDA DENTAL POLITICAL ACTION COMMITTEE	\$101,398
49	SOUTHWEST PEANUT POLITICAL ACTION COMMITTEE	\$100,058
50	LOUISIANA MEDICAL POLITICAL ACTION COMMITTEE	\$97,319

9 / 0 8 0 0 1 8 2 2

1993-94
TOP 50 MONEY RAISERS - COOPERATIVE PAC'S

RANK	NAME	RECEIPTS
1	COMMITTEE FOR THOROUGH AGRICULTURAL POLITICAL EDUCATION OF ASSOCIATED MILK PRODUCERS, INC	\$1,157,237
2	AMERICAN CRYSTAL SUGAR POLITICAL ACTION COMMITTEE	\$638,181
3	MID-AMERICA DAIRYMEN, INC -DAIRY EDUCATIONAL POLITICAL ACTION COMMITTEE (MID-AH/DEPAC)	\$543,207
4	DAIRYMEN INC-SPECIAL POLITICAL AGRICULTURAL COMMUNITY EDUCATION (DI-SPACE)	\$331,946
5	SOUTHERN MINNESOTA SUGAR COOPERATIVE POLITICAL ACTION COMMITTEE	\$217,358
6	INDIANA FARM BUREAU INC ELECT POLITICAL ACTION COMMITTEE INC	\$130,879
7	SUNKIST GROWERS, INC POLITICAL ACTION COMMITTEE	\$121,685
8	COOPERATIVE OF AMERICAN PHYSICIANS FEDERAL ACTION COMMITTEE (CAP/FAC)	\$107,161
9	MINN-DAK FARMERS COOPERATIVE POLITICAL ACTION COMMITTEE (MDFPAC)	\$88,557
10	LAND O'LAKE INC POLITICAL ACTION COMMITTEE	\$79,716
11	MILK MARKETING INC POLITICAL ACTION COMMITTEE	\$71,713
12	CF INDUSTRIES EMPLOYEES' GOOD GOVERNMENT FUND	\$65,803
13	GOLD KIST POLITICAL ACTION FOR FARMERS INC	\$62,697
14	FARMLAND INDUSTRIES POLITICAL ACTION COMMITTEE (FARMLAND/PAC)	\$61,965
15	AG PROCESSING INC POLITICAL ACTION COMMITTEE, AGPAC	\$59,645
16	FARMERS' RICE COOPERATIVE FUND	\$57,313
17	DARIGOLD POLITICAL ACTION COMMITTEE (FRA NORTH PACIFIC DAIRYMEN'S COOPERATIVE TRUST)	\$55,966
18	PHYSICIANS INTERINDUSTRY/FED-PAC	\$45,600
19	FLORIDA CITRUS MUTUAL POLITICAL ACTION COMMITTEE INC	\$44,101
20	RICELAND FOODS INC POLITICAL ACTION COMMITTEE (RICELAND PAC)	\$38,075
21	POLITICAL ACTION TRUST POLITICAL ACTION COMMITTEE (PAT-PAC)	\$37,015
22	DIAMOND WALNUT GROWERS INC POLITICAL ACTION COMMITTEE	\$28,842
23	RAISIN BARGAINING ASS'N FEDERAL POLITICAL ACTION COMMITTEE	\$27,036
24	CENEX POLITICAL ACTION COMMITTEE-CENEXFAC	\$26,056
25	SUGAR CANE GROWERS COOPERATIVE OF FLORIDA (PAC)	\$20,626
26	DAIRYMEN INC-TENNESSEE COMMITTEE FOR POLITICAL ACTION (DI-TCFPA)	\$20,129
27	AGRI-HARK, INC LEGISLATIVE AND EDUCATIONAL COMMITTEE (ALEC)	\$18,787
28	BASIN ELECTRIC POWER COOPERATIVE POLITICAL ACTION COMMITTEE (BASIN ELECTRIC PAC)	\$18,263
29	PACIFIC COAST PRODUCERS POLITICAL ACTION COMMITTEE	\$17,969
30	DAIRYMEN INC-GEORGIA COMMITTEE FOR POLITICAL ACTION (DI-GCFPA)	\$17,000
31	AGPAC	\$16,230
32	FLAINS COTTON COOPERATIVE ASSOCIATION EMPLOYEES POLITICAL ACTION COMMITTEE	\$16,125
33	SUNSHINE GROWERS INC PAC	\$14,685
34	NATIONAL GRAPE CO-OPERATIVE ASSOCIATION INC/WELCH FOODS INC, A COOPERATIVE PAC	\$13,509
35	HARVEST STATES COOPERATIVE POLITICAL ACTION COMMITTEE	\$13,467
36	DAIRYMEN INC-MISSISSIPPI COMMITTEE FOR POLITICAL ACTION (DI-MCFPA)	\$12,615
37	DAIRYMEN INC-KENTUCKY COMMITTEE FOR POLITICAL ACTION	\$12,115
38	DAIRYMEN INC-NORTH CAROLINA COMMITTEE FOR POLITICAL ACTION (DI-MCCFPA)	\$11,000
39	DAIRYMEN INC-VIRGINIA FOR POLITICAL ACTION (DI-VCFPA)	\$10,127
40	TRI VALLEY GROWERS FOR RESPONSIBLE GOVERNMENT	\$9,460
41	HENRY J NOVAK POLITICAL ACTION COMMITTEE	\$8,462
42	CALIFORNIA ASSOCIATION OF WINEGRAPE GROWERS POLITICAL ACTION COMMITTEE (CANG-PAC)	\$7,660
43	DAIRYMEN INC-PENNSYLVANIA COMMITTEE FOR POLITICAL ACTION	\$7,595
44	DAIRYMEN INC-LOUISIANA COMMITTEE FOR POLITICAL ACTION (DI-LCFPA)	\$5,123
45	VALLEY FIG GROWERS POLITICAL ACTION COMMITTEE	\$3,465
46	HIGHGAIN MILK POLITICAL ACTION COMMITTEE	\$2,458
47	WESTERN FARMERS ELECTRIC COOPERATIVE POLITICAL ACTION COMMITTEE AKA WESTERN FARMERS PAC	\$1,738
48	COBLE DAIRY PRODUCTS COOPERATIVE INC POLITICAL ACTION COMMITTEE	\$589
49	ALLIED GRAPE GROWERS PAC	\$469
50	CALIFORNIA TOMATO GROWERS ASSOCIATION PAC	\$134

9 / 0 8 0 3 0 ! 8 3 6

1993-94
TOP 50 SPENDERS - COOPERATIVE PAC'S

RANK	NAME	DISBURSEMENTS
1	COMMITTEE FOR THOROUGH AGRICULTURAL POLITICAL EDUCATION OF ASSOCIATED MILK PRODUCERS, INC	\$1,229,050
2	AMERICAN CRYSTAL SUGAR POLITICAL ACTION COMMITTEE	\$664,540
3	MID-AMERICA DAIRYMEN, INC - DAIRY EDUCATIONAL POLITICAL ACTION COMMITTEE (MID-AM/DEPAC)	\$528,910
4	DAIRYHOM INC-SPECIAL POLITICAL AGRICULTURAL COMMUNITY EDUCATION (DI-SPACE)	\$401,210
5	SOUTHERN MINNESOTA SUGAR COOPERATIVE POLITICAL ACTION COMMITTEE	\$178,300
6	COOPERATIVE OF AMERICAN PHYSICIANS FEDERAL ACTION COMMITTEE (CAP/FAC)	\$143,910
7	INDIANA FARM BUREAU INC ELECT POLITICAL ACTION COMMITTEE INC	\$126,858
8	SUNKIST GROWERS, INC POLITICAL ACTION COMMITTEE	\$125,150
9	MILK MARKETING INC POLITICAL ACTION COMMITTEE	\$84,956
10	LAND O'LAKE INC POLITICAL ACTION COMMITTEE	\$78,969
11	CF INDUSTRIES EMPLOYEES' GOOD GOVERNMENT FUND	\$74,312
12	MINN-DAX FARMERS COOPERATIVE POLITICAL ACTION COMMITTEE (MDPPAC)	\$66,931
13	FARMLAND INDUSTRIES POLITICAL ACTION COMMITTEE (FARMLAND/PAC)	\$59,125
14	AG PROCESSING INC POLITICAL ACTION COMMITTEE, AGPAC	\$58,865
15	DARI GOLD POLITICAL ACTION COMMITTEE (FPA NORTH PACIFIC DAIRYHOM'S COOPERATIVE TRUST)	\$55,062
16	HENRY J MOWAK POLITICAL ACTION COMMITTEE	\$47,094
17	FARMERS' RICE COOPERATIVE FUND	\$46,336
18	GOLD KIST POLITICAL ACTION FOR FARMERS INC	\$44,750
19	FLORIDA CITRUS MUTUAL POLITICAL ACTION COMMITTEE INC	\$38,772
20	RICELAND FOODS INC POLITICAL ACTION COMMITTEE (RICELAND PAC)	\$37,760
21	SUNSWEST GROWERS INC PAC	\$30,501
22	POLITICAL ACTION TRUST POLITICAL ACTION COMMITTEE (PAT-PAC)	\$27,611
23	DIAMOND WALNUT GROWERS INC POLICAL ACTION COMMITTEE	\$25,021
24	RAISIN BARGAINING ASS'N FEDERAL POLITICAL ACTION COMMITTEE	\$24,050
25	PACIFIC COAST PRODUCERS POLITICAL ACTION COMMITTEE	\$22,050
26	AGRI-MARK, INC LEGISLATIVE AND EDUCATIONAL COMMITTEE (ALEC)	\$21,981
27	PHYSICIANS INTERINDEMNITY/FED-PAC	\$21,815
28	SUGAR CANE GROWERS COOPERATIVE OF FLORIDA (PAC)	\$21,200
29	DAIRYHOM INC-TENNESSEE COMMITTEE FOR POLITICAL ACTION (DI-TCFPA)	\$20,533
30	DAIRYHOM INC-GEORGIA COMMITTEE FOR POLITICAL ACTION (DI-GCFPA)	\$17,368
31	PLAINS COTTON COOPERATIVE ASSOCIATION EMPLOYEES POLITICAL ACTION COMMITTEE	\$16,350
32	NATIONAL GRAPE CO-OPERATIVE ASSOCIATION INC/WELCH FOODS INC, A COOPERATIVE PAC	\$15,000
33	ALLIED GRAPE GROWERS PAC	\$14,400
34	BASIN ELECTRIC POWER COOPERATIVE POLITICAL ACTION COMMITTEE (BASIN ELECTRIC PAC)	\$14,216
35	AGPAC	\$13,468
36	DAIRYHOM INC-MISSISSIPPI COMMITTEE FOR POLITICAL ACTION (DI-MCFPA)	\$13,122
37	DAIRYHOM INC-NORTH CAROLINA COMMITTEE FOR POLITICAL ACTION (DI-NCCFPA)	\$12,547
38	DAIRYHOM INC-KENTUCKY COMMITTEE FOR POLITICAL ACTION	\$12,416
39	DAIRYHOM INC-VIRGINIA FOR POLITICAL ACTION (DI-VCFPA)	\$12,076
40	TRI VALLEY GROWERS FOR RESPONSIBLE GOVERNMENT	\$10,224
41	CENEX POLITICAL ACTION COMMITTEE-CENEXPAC	\$8,808
42	CALIFORNIA ASSOCIATION OF WINEGRAPE GROWERS POLITICAL ACTION COMMITTEE (CAWG-PAC)	\$8,526
43	DAIRYHOM INC-PENNSYLVANIA COMMITTEE FOR POLITICAL ACTION	\$8,177
44	HARVEST STATES COOPERATIVES POLITICAL ACTION COMMITTEE	\$7,880
45	DAIRYHOM INC-LOUISIANA COMMITTEE FOR POLITICAL ACTION (DI-LCFPA)	\$6,918
46	VALLEY FIG GROWERS POLITICAL ACTION COMMITTEE	\$5,750
47	CALIFORNIA TOMATO GROWERS ASSOCIATION PAC	\$5,600
48	HIGHGAM MILK POLITICAL ACTION COMMITTEE	\$3,356
49	HIGHGAM BLUEBERRY GROWERS ASSOC POLITICAL ACTION COMMITTEE (THE BLUEBERRY PAC)	\$2,727
50	WESTERN FARMERS ELECTRIC COOPERATIVE POLITICAL ACTION COMMITTEE AKA WESTERN FARMERS PAC	\$1,500

97080601331

1993-94

COOPERATIVES
TOP 50 CONTRIBUTORS TO FEDERAL CANDIDATES

RANK	NAME	CONTRIBUTIONS
1.	COMMITTEE FOR THOROUGH AGRICULTURAL POLITICAL EDUCATION OF ASSOCIATED MILK PRODUCERS, INC	\$788,231
2.	AMERICAN CRYSTAL SUGAR POLITICAL ACTION COMMITTEE	\$595,712
3.	MID-AMERICA DAIRYMEN, INC -DAIRY EDUCATIONAL POLITICAL ACTION COMMITTEE (MID-AM/DEPAC)	\$374,550
4.	SOUTHERN MINNESOTA SUGAR COOPERATIVE POLITICAL ACTION COMMITTEE	\$157,975
5.	COOPERATIVE OF AMERICAN PHYSICIANS FEDERAL ACTION COMMITTEE (CAP/FAC)	\$130,460
6.	SUNKIST GROWERS, INC POLITICAL ACTION COMMITTEE	\$96,180
7.	MILK MARKETING INC POLITICAL ACTION COMMITTEE	\$80,670
8.	DAIRYMEN INC-SPECIAL POLITICAL AGRICULTURAL COMMUNITY EDUCATION (DI-SPACE)	\$65,099
9.	LAND O'LAKE INC POLITICAL ACTION COMMITTEE	\$64,900
10.	CP INDUSTRIES EMPLOYEES' GOOD GOVERNMENT FUND	\$60,970
11.	FARMLAND INDUSTRIES POLITICAL ACTION COMMITTEE (FARMLAND/PAC)	\$56,100
12.	INDIANA FARM BUREAU INC ELECT POLITICAL ACTION COMMITTEE INC	\$49,325
13.	MINN-DAK FARMERS COOPERATIVE POLITICAL ACTION COMMITTEE (MDFPAC)	\$46,250
14.	AG PROCESSING INC POLITICAL ACTION COMMITTEE, AGPAC	\$43,458
15.	RICELAND FOODS INC POLITICAL ACTION COMMITTEE (RICELAND PAC)	\$34,010
16.	FLORIDA CITRUS MUTUAL POLITICAL ACTION COMMITTEE INC	\$32,750
17.	GOLD KIST POLITICAL ACTION COMMITTEE FOR FARMERS INC	\$31,750
18.	FARMERS' RICE COOPERATIVE FUND	\$30,550
19.	SUNSWEEP GROWERS INC PAC	\$28,166
20.	DIAMOND WALNUT GROWERS INC POLICAL ACTION COMMITTEE	\$23,166
21.	SUGAR CANE GROWERS COOPERATIVE OF FLORIDA (PAC)	\$20,200
22.	AGRI-MARK, INC LEGISLATIVE AND EDUCATIONAL COMMITTEE (ALEC)	\$19,800
23.	DAIRYMEN INC-TENNESSEE COMMITTEE FOR POLITICAL ACTION (DI-TCFPA)	\$18,250
24.	DARIGOLD POLITICAL ACTION COMMITTEE (PKA NORTH PACIFIC DAIRYMEN'S COOPERATIVE TRUST)	\$16,370
25.	DAIRYMEN INC-GEORGIA COMMITTEE FOR POLITICAL ACTION (DI-GCFPA)	\$16,350
26.	PHYSICIANS INTERINDENITY/FED-PAC	\$15,650
27.	DAIRYMEN INC-NORTH CAROLINA COMMITTEE FOR POLITICAL ACTION (DI-MCCFPA)	\$11,600
28.	DAIRYMEN INC-KENTUCKY COMMITTEE FOR POLITICAL ACTION	\$11,200
29.	DAIRYMEN INC-MISSISSIPPI COMMITTEE FOR POLITICAL ACTION (DI-MCFPA)	\$9,500
30.	RAISIN BARGAINING ASS'N FEDERAL POLITICAL ACTION COMMITTEE	\$9,050
31.	CEMEX POLITICAL ACTION COMMITTEE-CEMEXPAC	\$8,750
32.	TRI VALLEY GROWERS FOR RESPONSIBLE GOVERNMENT	\$8,324
33.	CALIFORNIA ASSOCIATION OF WINEGRAPE GROWERS POLITICAL ACTION COMMITTEE (CANG-PAC)	\$8,262
34.	AGPAC	\$8,000
35.	DAIRYMEN INC-VIRGINIA FOR POLITICAL ACTION (DI-VCFPA)	\$7,750
36.	NATIONAL GRAPE CO-OPERATIVE ASSOCIATION INC/HELCH FOODS INC, A COOPERATIVE PAC	\$7,000
37.	DAIRYMEN INC-PENNSYLVANIA COMMITTEE FOR POLITICAL ACTION	\$6,000
38.	HARVEST STATES COOPERATIVES POLITICAL ACTION COMMITTEE	\$5,850
39.	BAISIN ELECTRIC POWER COOPERATIVE POLITICAL ACTION COMMITTEE (BAISIN ELECTRIC PAC)	\$5,500
40.	POLITICAL ACTION TRUST POLITICAL ACTION COMMITTEE (PAT-PAC)	\$5,200
41.	CALIFORNIA TOMATO GROWERS ASSOCIATION PAC	\$5,050
42.	DAIRYMEN INC-LOUISIANA COMMITTEE FOR POLITICAL ACTION (DI-LCFPA)	\$5,000
43.	ALLIED GRAPE GROWERS PAC	\$4,750
44.	VALLEY FIG GROWERS POLITICAL ACTION COMMITTEE	\$4,500
45.	PLAINS COTTON COOPERATIVE ASSOCIATION EMPLOYEES POLITICAL ACTION COMMITTEE	\$4,150
46.	PACIFIC COAST PRODUCERS POLITICAL ACTION COMMITTEE	\$3,850
47.	MICHIGAN MILK POLITICAL ACTION COMMITTEE	\$2,000
48.	WESTERN FARMERS ELECTRIC COOPERATIVE POLITICAL ACTION COMMITTEE AKA WESTERN FARMERS PAC	\$1,500
49.	HENRY J NOWAK POLITICAL ACTION COMMITTEE	\$1,350
50.	MICHIGAN BLUEBERRY GROWERS ASSOC POLITICAL ACTION COMMITTEE (THE BLUEBERRY PAC)	\$1,300

9 / 0 8 0 3 0 1 0 3 2

1993-94

TOP 50 CASH ON HAND - COOPERATIVE PAC'S

RANK	NAME	CASH ON HAND
1	COMMITTEE FOR THOROUGH AGRICULTURAL POLITICAL EDUCATION OF ASSOCIATED MILK PRODUCERS, INC	\$1,041,846
2	SOUTHERN MINNESOTA SUGAR COOPERATIVE POLITICAL ACTION COMMITTEE	\$114,778
3	AMERICAN CRYSTAL SUGAR POLITICAL ACTION COMMITTEE	\$86,381
4	FLORIDA CITRUS MUTUAL POLITICAL ACTION COMMITTEE INC	\$84,750
5	INDIANA FARM BUREAU INC ELECT POLITICAL ACTION COMMITTEE INC	\$79,858
6	MINN-DAK FARMERS COOPERATIVE POLITICAL ACTION COMMITTEE (MDPPAC)	\$71,387
7	HENRY J MOWAK POLITICAL ACTION COMMITTEE	\$65,487
8	COOPERATIVE OF AMERICAN PHYSICIANS FEDERAL ACTION COMMITTEE (CAP/FAC)	\$58,928
9	PHYSICIANS INTERINDEPENDENT/FED-PAC	\$41,245
10	AGRI-MARK, INC LEGISLATIVE AND EDUCATIONAL COMMITTEE (ALEC)	\$33,665
11	GOLD KIST POLITICAL ACTION FOR FARMERS INC	\$32,888
12	MID-AMERICA DAIRYMEN, INC -DAIRY EDUCATIONAL POLITICAL ACTION COMMITTEE (MID-AM/DEPAC)	\$27,922
13	AG PROCESSING INC POLITICAL ACTION COMMITTEE, AGPAC	\$25,435
14	MILK MARKETING INC POLITICAL ACTION COMMITTEE	\$25,148
15	CEMEX POLITICAL ACTION COMMITTEE-CEMEXPAC	\$23,032
16	DIAMOND WALNUT GROWERS INC POLICAL ACTION COMMITTEE	\$22,957
17	RAISIN BARGAINING ASS'N FEDERAL POLITICAL ACTION COMMITTEE	\$22,898
18	FARMERS' RICE COOPERATIVE FUND	\$18,224
19	SUNKIST GROWERS, INC POLITICAL ACTION COMMITTEE	\$12,127
20	POLITICAL ACTION TRUST POLITICAL ACTION COMMITTEE (PAT-PAC)	\$11,653
21	AGPAC	\$11,342
22	NATIONAL GRAPE CO-OPERATIVE ASSOCIATION INC/WELCH FOODS INC, A COOPERATIVE PAC	\$11,188
23	FARMLAND INDUSTRIES POLITICAL ACTION COMMITTEE (FARMLAND/PAC)	\$9,980
24	PACIFIC COAST PRODUCERS POLITICAL ACTION COMMITTEE	\$9,476
25	LAND O'LAKE INC POLITICAL ACTION COMMITTEE	\$9,364
26	HARVEST STATES COOPERATIVES POLITICAL ACTION COMMITTEE	\$7,303
27	SUGAR CANE GROWERS COOPERATIVE OF FLORIDA (PAC)	\$7,261
28	BASIN ELECTRIC POWER COOPERATIVE POLITICAL ACTION COMMITTEE (BASIN ELECTRIC PAC)	\$6,505
29	COBLE DAIRY PRODUCTS COOPERATIVE INC POLITICAL ACTION COMMITTEE	\$6,233
30	CF INDUSTRIES EMPLOYEES' GOOD GOVERNMENT FUND	\$6,157
31	WESTERN FARMERS ELECTRIC COOPERATIVE POLITICAL ACTION COMMITTEE AKA WESTERN FARMERS PAC	\$5,230
32	DARIOLD POLITICAL ACTION COMMITTEE (FKA NORTH PACIFIC DAIRYMEN'S COOPERATIVE TRUST)	\$4,591
33	VALLEY FIG GROWERS POLITICAL ACTION COMMITTEE	\$3,303
34	CALIFORNIA TOMATO GROWERS ASSOCIATION PAC	\$3,279
35	PLAINS COTTON COOPERATIVE ASSOCIATION EMPLOYEES POLITICAL ACTION COMMITTEE	\$2,300
36	TRI VALLEY GROWERS FOR RESPONSIBLE GOVERNMENT	\$2,059
37	ALLIED GRAPE GROWERS PAC	\$1,963
38	SUNSWEST GROWERS INC PAC	\$1,185
39	RICELAND FOODS INC POLITICAL ACTION COMMITTEE (RICELAND PAC)	\$1,150
40	MICHIGAN MILK POLITICAL ACTION COMMITTEE	\$756
41	MINNESOTA PORK PAC	\$102
42	CALIFORNIA ASSOCIATION OF WINGRAPE GROWERS POLITICAL ACTION COMMITTEE (CAWG-PAC)	\$64
43	CONSERVATIVE VOTERS LOBBY	\$0
44	COOPERATIVE POWER ASSOCIATION POLITICAL ACTION COMMITTEE (CO-OP POWER PAC)	\$0
45	DAIRYMEN INC-GEORGIA COMMITTEE FOR POLITICAL ACTION (DI-GCPA)	\$0
46	DAIRYMEN INC-KENTUCKY COMMITTEE FOR POLITICAL ACTION	\$0
47	DAIRYMEN INC-LOUISIANA COMMITTEE FOR POLITICAL ACTION (DI-LCPA)	\$0
48	DAIRYMEN INC-MISSISSIPPI COMMITTEE FOR POLITICAL ACTION (DI-MCPA)	\$0
49	DAIRYMEN INC-NORTH CAROLINA COMMITTEE FOR POLITICAL ACTION (DI-NCPA)	\$0
50	DAIRYMEN INC-PENNSYLVANIA COMMITTEE FOR POLITICAL ACTION	\$0

9 / 0 8 0 0 1 8 3 3

1993-94
TOP 50 MONEY RAISERS - CORPORATION WITHOUT STOCK PAC'S

RANK	NAME	RECEIPTS
1	AIRCRAFT OWNERS AND PILOTS ASSOCIATION POLITICAL ACTION COMMITTEE	\$1,419,776
2	CONSERVATIVE REPUBLICAN COMMITTEE	\$821,299
3	HANDGUN CONTROL VOTER EDUCATION FUND	\$531,904
4	MASSACHUSETTS MUTUAL LIFE INSURANCE COMPANY POLITICAL ACTION COMMITTEE	\$456,243
5	AKIN, GUMP, STRAUSS, HAUER & FELD LLP CIVIC ACTION COMMITTEE	\$440,136
6	GOLDMAN SACHS PARTNERS PAC	\$380,698
7	NEW YORK LIFE INSURANCE COMPANY POLITICAL ACTION COMMITTEE	\$331,802
8	COMMODITY FUTURES POLITICAL FUND OF THE CHICAGO MERCANTILE EXCHANGE	\$306,995
9	BLUE CROSS AND BLUE SHIELD OF MICHIGAN POLITICAL ACTION COMMITTEE (BCBSM PAC)	\$260,591
10	PROMUS/HARRAH'S POLITICAL ACTION COMMITTEE, THE	\$254,269
11	EAGLE FORUM PAC	\$243,797
12	NATIONAL GOOD GOVERNMENT FUND; THE	\$243,509
13	BLUE PAC (CAPITAL INDEPENDENCE NORTHEASTERN & WESTERN PENNSYLVANIA BLUE CROSS PLANS PAC	\$169,645
14	SOUTHERN STATES P B A INC PAC FUND	\$130,201
15	CORPORATION FOR THE ADVANCEMENT OF PSYCHIATRY POLITICAL ACTION COMMITTEE (CAPPAC)	\$109,305
16	TENNESSEE WALKING HORSE BREEDERS & EXHIBITORS ASSOC	\$105,835
17	MUTUAL LIFE INSURANCE COMPANY OF NEW YORK MONTY POLITICAL ACTION COMMITTEE	\$96,224
18	EQUITABLE FINANCIAL SERVICES POLITICAL ACTION COMMITTEE (EQUI-PAC)	\$93,069
19	BLUE DIAMOND GROWERS POLITICAL ACTION COMMITTEE (FKA CALIF ALMOND GROWERS EXCHANGE PAC)	\$90,103
20	DORSEY NATIONAL FUND	\$87,286
21	NEW YORK MERCANTILE EXCHANGE POLITICAL ACTION COMMITTEE INC	\$86,576
22	REPUBLICAN NATIONAL COALITION FOR LIFE POLITICAL ACTION COMMITTEE (RNC/LIFE PAC)	\$85,701
23	KUTAK ROCK POLITICAL ACTION COMMITTEE	\$83,800
24	SWIDLER & BERLIN PAC	\$83,096
25	NEW ENGLAND MUTUAL LIFE INSURANCE COMPANY PAC/NEW ENGLAND LIFE PAC (NELPAC)	\$82,672
26	AMERICAN SOCIETY OF CATARACT & REFRACTIVE SURGERY POLITICAL ACTION COMMITTEE (AKA EYEPAC)	\$81,581
27	MICHIGAN FARM BUREAU POLITICAL ACTION COMMITTEE	\$77,907
28	JOHN HANCOCK MUTUAL LIFE INSURANCE COMPANY FEDERAL POLITICAL ACTION COMMITTEE	\$77,100
29	NATIONAL STRUCTURED SETTLEMENTS TRADE ASSOCIATION POLITICAL ACTION COMMITTEE	\$76,435
30	UNUM POLITICAL ACTION COMMITTEE	\$63,961
31	PHOENIX HOME LIFE POLITICAL ACTION COMMITTEE	\$61,571
32	NATIONAL WOMEN'S POLITICAL CAUCUS CAMPAIGN SUPPORT COMMITTEE	\$58,007
33	CONNAUGHT LABORATORIES, INC POLITICAL ACTION	\$50,897
34	VAN NESS FELDMAN PC POLITICAL ACTION COMMITTEE(AKA VAN NESS FELDMAN POLITICAL ACTION CHTE)	\$45,558
35	CALIFORNIA LEAGUE OF CONSERVATION VOTERS	\$45,168
36	WASHINGTON MUTUAL POLITICAL ACTION COMMITTEE (WMPAC)	\$44,858
37	CONNECTICUT MUTUAL LIFE INSURANCE CO-POLITICAL ACTION COMMITTEE (CH-PAC; CH PAC; CHL PAC)	\$44,646
38	BUCHANAN INGERSOLL PROFESSIONAL CORPORATION COMMITTEE FOR EFFECTIVE GOVERNMENT "BIPC PAC"	\$43,498
39	AID ASSOCIATION FOR LUTHERANS POLITICAL ACTION COMMITTEE	\$41,157
40	ASSOCIATED INSURANCE COMPANIES INC FEDERAL PAC (THE ASSOCIATED GROUP PAC)	\$40,181
41	CHICAGO BOARD OF OPTIONS EXCHANGE INC PAC	\$39,750
42	AMERICAN CONSERVATIVE UNION POLITICAL ACTION COMMITTEE (ACU-PAC)	\$37,026
43	BLUE CROSS AND BLUE SHIELD OF MISSOURI FEDERAL GOVERNMENT AFFAIRS COMMITTEE	\$36,794
44	AMERICAN UNITED LIFE INSURANCE COMPANY PAC	\$35,567
45	STANDARD INSURANCE COMPANY POLITICAL ACTION COMMITTEE (STAN-PAC)	\$31,480
46	CHARTER ONE BANK POLITICAL ACTION COMMITTEE (FKA) FIRST FEDERAL SAVINGS BANK P A C	\$30,284
47	THURKER ARENSBERG P C POLITICAL ACTION COMMITTEE (TAPAC)	\$30,064
48	KANSAS FARM BUREAU VOTERS ORG/ELECT FARM BUREAU FRIENDS FUND (KS FARM BUN VOTE PBF FUND)	\$29,363
49	TRAHNEILL CROW PARTNERS POLITICAL COMMITTEE	\$27,759
50	COMMODITY EXCHANGE, INC. POLITICAL ACTION COMMITTEE (CONPAC) C/O STEPHEN E. STORCH	\$27,440

9 / 0 8 0 6 0 1 8 3 4

1993-94
TOP 50 SPENDERS - CORPORATION WITHOUT STOCK PAC'S

RANK	NAME	DISBURSEMENTS
1	AIRCRAFT OWNERS AND PILOTS ASSOCIATION POLITICAL ACTION COMMITTEE	\$1,283,336
2	CONSERVATIVE REPUBLICAN COMMITTEE	\$808,977
3	HANDGUM CONTROL VOTER EDUCATION FUND	\$628,730
4	COMMODITY FUTURES POLITICAL FUND OF THE CHICAGO MERCANTILE EXCHANGE	\$611,371
5	MASSACHUSETTS MUTUAL LIFE INSURANCE COMPANY POLITICAL ACTION COMMITTEE	\$456,051
6	AKIN, GUMP, STRAUSS, HAUER & FELD LLP CIVIC ACTION COMMITTEE	\$426,249
7	GOLDMAN SACHS PARTNERS PAC	\$367,683
8	EAGLE FORUM PAC	\$282,899
9	NEW YORK LIFE INSURANCE COMPANY POLITICAL ACTION COMMITTEE	\$265,319
10	BLUE CROSS AND BLUE SHIELD OF MICHIGAN POLITICAL ACTION COMMITTEE (BCBSM PAC)	\$251,390
11	NATIONAL GOOD GOVERNMENT FUND; THE	\$225,930
12	AMERICAN SOCIETY OF CATARACT & REFRACTIVE SURGERY POLITICAL ACTION COMMITTEE (AKA EYEPAAC)	\$200,334
13	PROMUS/HARRAH'S POLITICAL ACTION COMMITTEE, THE	\$188,880
14	BLUE PAC (CAPITAL INDEPENDENCE NORTHEASTERN & WESTERN PENNSYLVANIA BLUE CROSS PLANS PAC)	\$165,847
15	SOUTHERN STATES F B A INC PAC FUND	\$116,152
16	BLUE DIAMOND GROWERS POLITICAL ACTION COMMITTEE (FKA CALIF ALMOND GROWERS EXCHANGE PAC)	\$114,030
17	CORPORATION FOR THE ADVANCEMENT OF PSYCHIATRY POLITICAL ACTION COMMITTEE (CAPPAAC)	\$113,625
18	MICHIGAN FARM BUREAU POLITICAL ACTION COMMITTEE	\$104,673
19	TENNESSEE WALKING HORSE BREEDERS & EXHIBITORS ASSOC	\$103,465
20	CHICAGO BOARD OF OPTIONS EXCHANGE INC PAC	\$98,500
21	DORSEY NATIONAL FUND	\$91,867
22	REPUBLICAN NATIONAL COALITION FOR LIFE POLITICAL ACTION COMMITTEE (RNC/LIFE PAC)	\$87,329
23	KUTAK ROCK POLITICAL ACTION COMMITTEE	\$87,150
24	NEW ENGLAND MUTUAL LIFE INSURANCE COMPANY PAC/NEW ENGLAND LIFE PAC (NELPAC)	\$86,178
25	SWIDLER & BERLIN PAC	\$84,793
26	PHOENIX HOME LIFE POLITICAL ACTION COMMITTEE	\$78,888
27	JOHN HANCOCK MUTUAL LIFE INSURANCE COMPANY FEDERAL POLITICAL ACTION COMMITTEE	\$77,143
28	NATIONAL STRUCTURED SETTLEMENTS TRADE ASSOCIATION POLITICAL ACTION COMMITTEE	\$75,095
29	NEW YORK MERCANTILE EXCHANGE POLITICAL ACTION COMMITTEE INC	\$72,200
30	MUTUAL LIFE INSURANCE COMPANY OF NEW YORK MONTY POLITICAL ACTION COMMITTEE	\$66,301
31	CALIFORNIA LEAGUE OF CONSERVATION VOTERS	\$58,370
32	NATIONAL WOMEN'S POLITICAL CAUCUS CAMPAIGN SUPPORT COMMITTEE	\$58,145
33	UNUM POLITICAL ACTION COMMITTEE	\$56,213
34	EQUITABLE FINANCIAL SERVICES POLITICAL ACTION COMMITTEE (EQUI-PAC)	\$53,030
35	CONNAUGHT LABORATORIES, INC POLITICAL ACTION	\$50,250
36	ASSOCIATED INSURANCE COMPANIES INC FEDERAL PAC (THE ASSOCIATED GROUP PAC)	\$42,968
37	WASHINGTON MUTUAL POLITICAL ACTION COMMITTEE (WMPAC)	\$42,779
38	AID ASSOCIATION FOR LUTHERANS POLITICAL ACTION COMMITTEE	\$42,661
39	BUCHANAN INGERSOLL PROFESSIONAL CORPORATION COMMITTEE FOR EFFECTIVE GOVERNMENT "BIPC PAC"	\$41,550
40	AMERICAN SAVINGS BANK POLITICAL ACTION COMMITTEE	\$37,972
41	BLUE CROSS AND BLUE SHIELD OF MISSOURI FEDERAL GOVERNMENT AFFAIRS COMMITTEE	\$36,460
42	VAN MESS FELDMAN PC POLITICAL ACTION COMMITTEE (AKA VAN MESS FELDMAN POLITICAL ACTION CHTE)	\$33,634
43	CONNECTICUT MUTUAL LIFE INSURANCE CO-POLITICAL ACTION COMMITTEE (CM-PAC)/CH PAC/CML PAC)	\$32,473
44	STANDARD INSURANCE COMPANY POLITICAL ACTION COMMITTEE (STAN-PAC)	\$32,200
45	TUCKER ARNBERG P C POLITICAL ACTION COMMITTEE (TAPAC)	\$31,712
46	AMERICAN UNITED LIFE INSURANCE COMPANY PAC	\$31,687
47	CHARTER ONE BANK POLITICAL ACTION COMMITTEE (FKA) FIRST FEDERAL SAVINGS BANK P A C	\$30,126
48	AMERICAN CONSERVATIVE UNION POLITICAL ACTION COMMITTEE (ACU-PAC)	\$29,551
49	FIRST MAGNOLIA FEDERAL SAVINGS & LOAN ASSOCIATION VOLUNTARY PAC FOR FEDERAL ELECTIONS	\$29,278
50	UNION CENTRAL LIFE INSURANCE COMPANY POLITICAL ACTION COMMITTEE (UCL PAC)	\$28,910

9 / 0 8 0 0 1 8 3 3

1993-94

CORPORATION WITHOUT STOCK
TOP 50 CONTRIBUTORS TO FEDERAL CANDIDATES

RANK	NAME	CONTRIBUTIONS
1.	AIRCRAFT OWNERS AND PILOTS ASSOCIATION POLITICAL ACTION COMMITTEE	\$481,100
2.	COMMODITY FUTURES POLITICAL FUND OF THE CHICAGO MERCANTILE EXCHANGE	\$419,800
3.	AKIN, GUNF, STRAUSS, HAUER & FELD LLP CIVIC ACTION COMMITTEE	\$325,687
4.	MASACHUSETTS MUTUAL LIFE INSURANCE COMPANY POLITICAL ACTION COMMITTEE	\$272,800
5.	HANDGUN CONTROL VOTER EDUCATION FUND	\$213,691
6.	NATIONAL GOOD GOVERNMENT FUND; THE	\$179,250
7.	EAGLE FORUM PAC	\$178,757
8.	GOLDMAN SACHS PARTNERS PAC	\$168,500
9.	NEW YORK LIFE INSURANCE COMPANY POLITICAL ACTION COMMITTEE	\$162,667
10.	PROHUS/HARRAH'S POLITICAL ACTION COMMITTEE, THE	\$108,131
11.	CORPORATION FOR THE ADVANCEMENT OF PSYCHIATRY POLITICAL ACTION COMMITTEE (CAPPAC)	\$95,295
12.	AMERICAN SOCIETY OF CATARACT & REFRACTIVE SURGERY POLITICAL ACTION COMMITTEE (AKA EYEPAAC)	\$80,094
13.	NEW ENGLAND MUTUAL LIFE INSURANCE COMPANY PAC/NEW ENGLAND LIFE PAC (NELPAC)	\$74,100
14.	BLUE DIAMOND GROWERS POLITICAL ACTION COMMITTEE (FKA CALIF ALMOND GROWERS EXCHANGE PAC)	\$73,498
15.	REPUBLICAN NATIONAL COALITION FOR LIFE POLITICAL ACTION COMMITTEE (RNC/LIFE PAC)	\$67,954
16.	SWIDLER & BERLIN PAC	\$67,370
17.	CONSERVATIVE REPUBLICAN COMMITTEE	\$62,559
18.	DORSEY NATIONAL FUND	\$47,500
19.	JOHN HANCOCK MUTUAL LIFE INSURANCE COMPANY FEDERAL POLITICAL ACTION COMMITTEE	\$47,000
20.	NEW YORK MERCANTILE EXCHANGE POLITICAL ACTION COMMITTEE INC	\$45,700
21.	UNION POLITICAL ACTION COMMITTEE	\$44,250
22.	PHOENIX HOME LIFE POLITICAL ACTION COMMITTEE	\$37,825
23.	NATIONAL STRUCTURED SETTLEMENTS TRADE ASSOCIATION POLITICAL ACTION COMMITTEE	\$36,804
24.	NATIONAL WOMEN'S POLITICAL CAUCUS CAMPAIGN SUPPORT COMMITTEE	\$35,750
25.	CHICAGO BOARD OF OPTIONS EXCHANGE INC PAC	\$34,500
26.	EQUITABLE FINANCIAL SERVICES POLITICAL ACTION COMMITTEE (EQUI-PAC)	\$34,000
27.	TENNESSEE WALKING HORSE BREEDERS & EXHIBITORS ASSOC	\$34,000
28.	CONAUGHT LABORATORIES, INC POLITICAL ACTION	\$32,000
29.	VAN NISS FELDMAN PC POLITICAL ACTION COMMITTEE (AKA VAN NISS FELDMAN POLITICAL ACTION CMTE)	\$30,567
30.	AMERICAN CONSERVATIVE UNION POLITICAL ACTION COMMITTEE (ACU-PAC)	\$30,508
31.	MUTUAL LIFE INSURANCE COMPANY OF NEW YORK HONY POLITICAL ACTION COMMITTEE	\$29,750
32.	BLUE CROSS AND BLUE SHIELD OF MICHIGAN POLITICAL ACTION COMMITTEE (BCBSM PAC)	\$28,300
33.	KUTAK ROCK POLITICAL ACTION COMMITTEE	\$25,450
34.	COMMODITY EXCHANGE, INC. POLITICAL ACTION COMMITTEE (COMPAC) C/O STEPHEN E. STORCH	\$25,000
35.	TRANWELL CROW PARTNERS POLITICAL COMMITTEE	\$24,250
36.	BLUE PAC (CAPITAL INDEPENDENCE NORTHEASTERN & WESTERN PENNSYLVANIA BLUE CROSS PLANS PAC)	\$23,559
37.	CONNECTICUT MUTUAL LIFE INSURANCE CO-POLITICAL ACTION COMMITTEE (CM-PAC)/CML PAC)	\$23,050
38.	BLUE CROSS AND BLUE SHIELD OF MISSOURI FEDERAL GOVERNMENT AFFAIRS COMMITTEE	\$22,675
39.	CALIFORNIA LEAGUE OF CONSERVATION VOTERS	\$20,490
40.	BUCHANAN INGERSOLL PROFESSIONAL CORPORATION COMMITTEE FOR EFFECTIVE GOVERNMENT "BIPC PAC"	\$19,000
41.	TEXAS RICE PRODUCERS' LEGISLATIVE GROUP POLITICAL ACTION COMMITTEE	\$17,474
42.	AEO TRANSPORTATION SYSTEMS INC ASSOCIATES POLITICAL FUND	\$15,061
43.	MICHIGAN FARM BUREAU POLITICAL ACTION COMMITTEE	\$14,880
44.	CHARTER ONE BANK POLITICAL ACTION COMMITTEE (FKA) FIRST FEDERAL SAVINGS BANK P A C	\$14,500
45.	SOUTHERN STATES F B A INC PAC FUND	\$12,687
46.	FIRST MAGNOLIA FEDERAL SAVINGS & LOAN ASSOCIATION VOLUNTARY PAC FOR FEDERAL ELECTIONS	\$12,650
47.	AID ASSOCIATION FOR LUTHERANS POLITICAL ACTION COMMITTEE	\$11,750
48.	AMERICAN SAVINGS BANK POLITICAL ACTION COMMITTEE	\$10,750
49.	ASSOCIATED INSURANCE COMPANIES INC FEDERAL PAC (THE ASSOCIATED GROUP PAC)	\$10,600
50.	WASHINGTON MUTUAL POLITICAL ACTION COMMITTEE (WHPAC)	\$9,950

9 / 0 8 0 0 1 8 3 6

1993-94
TOP 50 CASH ON HAND - CORPORATION WITHOUT STOCK PAC'S

RANK	NAME	CASH ON HAND
1	COMMODITY FUTURES POLITICAL FUND OF THE CHICAGO MERCANTILE EXCHANGE	\$772,416
2	AIRCRAFT OWNERS AND PILOTS ASSOCIATION POLITICAL ACTION COMMITTEE	\$306,159
3	AMERICAN SOCIETY OF CATARACT & REFRACTIVE SURGERY POLITICAL ACTION COMMITTEE (AKA EYEPAC)	\$169,660
4	PROMUS/HARRAH'S POLITICAL ACTION COMMITTEE, THE	\$113,061
5	HANDGUN CONTROL VOTER EDUCATION FUND	\$87,232
6	NEW YORK LIFE INSURANCE COMPANY POLITICAL ACTION COMMITTEE	\$76,985
7	EQUITABLE FINANCIAL SERVICES POLITICAL ACTION COMMITTEE (EQUI-PAC)	\$71,591
8	TENNESSEE WALKING HORSE BREEDERS & EXHIBITORS ASSOC	\$70,019
9	MUTUAL LIFE INSURANCE COMPANY OF NEW YORK MONTY POLITICAL ACTION COMMITTEE	\$56,303
10	BLUE CROSS AND BLUE SHIELD OF MICHIGAN POLITICAL ACTION COMMITTEE (BCBSM PAC)	\$54,221
11	CONNECTICUT MUTUAL LIFE INSURANCE CO-POLITICAL ACTION COMMITTEE (CM-PAC)/CM PAC/CHL PAC	\$52,359
12	CORPORATION FOR THE ADVANCEMENT OF PSYCHIATRY POLITICAL ACTION COMMITTEE (CAPPAC)	\$51,783
13	NATIONAL GOOD GOVERNMENT FUND; THE	\$50,307
14	EAGLE FORUM PAC	\$50,219
15	CHICAGO BOARD OF OPTIONS EXCHANGE INC PAC	\$46,336
16	UNION POLITICAL ACTION COMMITTEE	\$35,145
17	GUARDIAN LIFE INSURANCE COMPANY OF AMERICA POLITICAL ACTION COMMITTEE (GUARDIAN LIFE PAC)	\$33,822
18	DESERT GRAPE GROWERS LEAGUE OF CALIFORNIA POLITICAL ACTION COMMITTEE	\$28,824
19	SECA-PAC INC (SMALL BUSINESS COUNCIL OF AMERICA - PAC INC)	\$24,199
20	WASHINGTON MUTUAL POLITICAL ACTION COMMITTEE (WHPAC)	\$24,039
21	CONNAUGHT LABORATORIES, INC POLITICAL ACTION	\$23,648
22	JOHN HANCOCK MUTUAL LIFE INSURANCE COMPANY FEDERAL POLITICAL ACTION COMMITTEE	\$22,842
23	NEW YORK MERCANTILE EXCHANGE POLITICAL ACTION COMMITTEE INC	\$20,879
24	AMERICAN SAVINGS BANK POLITICAL ACTION COMMITTEE	\$20,526
25	NATIONAL STRUCTURED SETTLEMENTS TRADE ASSOCIATION POLITICAL ACTION COMMITTEE	\$18,487
26	COMMERCIAL FEDERAL SAVINGS AND LOAN ASSOCIATION POLITICAL ACTION COMMITTEE	\$18,484
27	ACACIA MUTUAL POLITICAL ACTION COMMITTEE	\$17,901
28	COMMODITY EXCHANGE, INC. POLITICAL ACTION COMMITTEE (COMPAC) C/O STEPHEN E. STORCH	\$17,441
29	SOUTHERN STATES F B A INC PAC FUND	\$17,386
30	REPUBLICAN NATIONAL COMMITTEE FOR LIFE POLITICAL ACTION COMMITTEE (RNC/LIFE PAC)	\$17,310
31	DADE COUNTY SCHOOL ADMINISTRATORS ASSOCIATION PAC-DCSAA/PAC	\$16,002
32	HELP MANAGEMENT CORP PAC (HELP PAC)	\$15,906
33	ROOSEVELT SAVINGS BANK FEDERAL POLITICAL ACTION COMMITTEE	\$14,463
34	BLUE PAC (CAPITAL INDEPENDENCE NORTHEASTERN & WESTERN PENNSYLVANIA BLUE CROSS PLANS PAC	\$14,148
35	CHARTER ONE BANK POLITICAL ACTION COMMITTEE (FKA) FIRST FEDERAL SAVINGS BANK P A C	\$13,886
36	GOLDMAN SACHS PARTNERS PAC	\$13,528
37	AEO TRANSPORTATION SYSTEMS INC ASSOCIATES POLITICAL FUND	\$13,188
38	VAN NESS FELDMAN PC POLITICAL ACTION COMMITTEE(AKA VAN NESS FELDMAN POLITICAL ACTION CMTE)	\$13,106
39	CONSERVATIVE REPUBLICAN COMMITTEE	\$12,678
40	PHOENIX HOME LIFE POLITICAL ACTION COMMITTEE	\$12,450
41	AKIM, GUMP, STRAUSS, HAUSER & FELD LLP CIVIC ACTION COMMITTEE	\$11,686
42	CHARTER BANK & B POLITICAL ACTION COMMITTEE	\$10,298
43	KANSAS FARM BUREAU VOTERS ORG/ELECT FARM BUREAU FRIENDS FUND (KS FARM BUR VOTE FBF FUND)	\$10,131
44	AMERICAN UNITED LIFE INSURANCE COMPANY PAC	\$8,235
45	TRANSITIONAL HOSPITALS CORPORATION - PAC	\$7,953
46	TRUSTMARK INSURANCE COMPANY POLITICAL ACTION COMMITTEE (TRUSTPAC)	\$7,724
47	MASSACHUSETTS MUTUAL LIFE INSURANCE COMPANY POLITICAL ACTION COMMITTEE	\$7,590
48	AMERICAN CONSERVATIVE UNION POLITICAL ACTION COMMITTEE (ACU-PAC)	\$7,473
49	AID ASSOCIATION FOR LUTHERANS POLITICAL ACTION COMMITTEE	\$7,386
50	NEW ENGLAND MUTUAL LIFE INSURANCE COMPANY PAC/NEW ENGLAND LIFE PAC (NELPAC)	\$7,246