

FEDERAL ELECTION COMMISSION



Press Office
999 E Street, N.W., Washington, D.C. 20463
Phone: Local 376-3155 Toll Free 800-424-9530

FOR IMMEDIATE RELEASE:
OCTOBER 31, 1989

CONTACT: FRED EILAND
SHARON SNYDER
SCOTT MOXLEY

FEC FINAL REPORT SHOWS REPUBLICAN PARTY DOUBLES DEMOCRATS' EFFORTS IN 1987-88

WASHINGTON — The Federal Election Commission released its Final Report today on the nationwide financial activity of the two major political parties for the 1987-88 election cycle.

The Report shows that the Republican Party raised \$267 million and spent \$261 million, \$3.4 million of which was contributed to federal candidates. That's double the \$135 million raised and \$129 million spent by the Democrats, whose spending included \$1.8 million in contributions to federal candidates.

In terms of coordinated expenditures made by the parties for general election candidates, the Republican Party outspent the Democrats by only 27%, spending \$22.7 million to the Democrats' \$18 million.

Fundraising for the Democrats was double what it was in '86, primarily due to a 200% increase in this category by the DNC Services Committee, and a 150% increase in receipts of the federal accounts of state and local party committees. (The \$9.5 million raised by the national convention committee also added to this increase.) However, '88 receipts were only 37% higher than in '84, the last Presidential election cycle.

While Democratic Party contributions to federal candidates remained at '86 levels, coordinated general election expenditures of \$17.9 million doubled the \$9 million spent in both '84 and '86. However, \$8.4 million related to the Presidential race, leaving '88 spending for Congressional general election candidates roughly the same as in '86.

Declines in the amounts raised and spent by the National Republican Senatorial and Congressional committees were offset by increases in activity by the RNC and the federal accounts of state and local party committees. The inclusion of receipts and expenditures by the national convention committee increased overall Republican activity from '86 levels.

Like the Democrats, the Republicans continued direct contributions to candidates at '86 levels. Coordinated general election spending rose 59%, from \$14.3 million in '86, to \$22.7 million in '88. However, \$8.3 million of this

-more

0
9
0
8
0
0
0
4
4
9
0

amount related to the Presidential race. When compared to GOP activity in the '84 Presidential election cycle, coordinated spending increased only 13%. Discounting expenses related to the Presidential race, coordinated spending for Congressional races remained at '86 levels, similar to the Democrats' spending pattern.

Contribution patterns of both parties were divided equally between incumbents and challengers in House races, and each gave approximately 30% more to Senate challengers than to Senate incumbents.

Listed below are summary figures for party activity from 1978 to 1988:

ELECTION CYCLE		1987-88	1985-86	1983-84	1981-82	1979-80	1977-78
<u>Party</u>							
Democrat:	Raised	\$135.2	\$64.8	\$98.5	\$39.3	\$37.2	\$26.4
	Spent	\$129.1	\$65.9	\$97.4	\$40.1	\$35.0	\$26.9
	Contributed	\$1.8	\$1.7	\$2.6	\$1.7	\$1.7	\$1.8
	Coord. Exp.	\$17.9	\$9.0	\$9.0	\$3.3	\$4.9	\$0.4
Republican:	Raised	\$267.1	\$255.2	\$297.9	\$215.0	\$169.5	\$84.5
	Spent	\$261.0	\$258.9	\$300.8	\$214.0	\$161.8	\$85.9
	Contributed	\$3.4	\$3.4	\$4.9	\$5.6	\$4.5	\$4.5
	Coord. Exp.	\$22.7	\$14.3	\$20.1	\$14.3	\$12.4	\$4.3

(figures in millions of dollars)

Included in this release is a listing of all 1988 races, highlighting the amounts contributed and spent by the parties on each race. The receipts and expenditures of each campaign are printed to the side for further clarification of the amount of money involved in each race.

Preceding the listing of all campaigns is a table with the 50 races which received the most party support, including the win/lose vote percentages.

The four-volume FEC Reports on Financial Activity, 1987-88, Final Report, Party and Non-Party Political Committees is available for purchase from the FEC Office of Public Records, 999 E Street, N.W., Washington, D.C. 20463. The cost is \$10 per volume, payable in advance, with Volumes I and II containing information on political party committees. Computer tapes of the study are also available. The tape for political party committee activity is \$50, and may be ordered through the FEC Data Systems Development Division, (202) 376-5230.

8 9 0 8 0 0 4 4 9 1

8 9 0 8 0 2 0 4 4 9 2

Political Party Activity 1967-68

Committee	Number of Committees	Net Receipts	Contributions from PAC's	Contributions from individuals	Contributions from other Piv	Net Disbursements	Cash on Hand	Latest Debits owed To	Debits owed By	Contributions to Candidates	Coordinated Expenditures
DNC Services	1	\$52,295,783	\$1,487,262	\$46,599,615	\$839,027	\$47,036,799	\$5,414,658	\$0	\$163,110	\$137,998	\$8,107,044
Dem Sen Camp Ctte	1	\$16,297,386	\$3,019,504	\$11,208,812	\$1,120,649	\$16,289,589	\$86,709	\$0	\$1,010,143	\$429,682	\$6,207,437
Dem Cong Camp Ctte	1	\$12,469,354	\$2,620,082	\$6,281,203	\$999,050	\$12,481,532	\$46,676	\$5,049	\$2,117,760	\$669,754	\$2,425,603
Assoc St Dem Chairs	1	\$9,669,282	\$0	\$9,669,255	\$0	\$9,725,339	\$527,804	\$0	\$0	\$0	\$0
Subtotal	4	\$90,731,805	\$7,126,848	\$73,728,885	\$3,058,726	\$85,533,259	\$6,075,847	\$5,049	\$3,291,013	\$1,237,434	\$16,740,084
Convention	1	\$9,495,119	\$0	\$0	\$0	\$9,426,792	\$95,341	\$0	\$0	\$0	\$0
State & Local	189	\$34,999,780	\$2,975,516	\$17,252,986	\$8,629,161	\$34,092,562	\$1,500,655	\$314,677	\$239,372	\$570,065	\$1,186,756
Total Democratic	194	\$135,226,704	\$10,102,364	\$90,981,871	\$11,687,887	\$129,052,613	\$7,671,843	\$319,726	\$3,530,385	\$1,807,499	\$17,926,840
RNC	2	\$80,978,761	\$1,009,050	\$85,187,635	\$506,450	\$89,893,536	\$2,328,072	\$10,480	\$0	\$325,440	\$8,289,173
Net Rep Sen Ctte	2	\$65,896,691	\$728,156	\$60,796,409	\$1,456,010	\$63,350,247	\$2,731,779	\$75,639	\$135,668	\$757,589	\$10,250,538
Net Rep Cong Ctte	2	\$34,663,260	\$747,150	\$31,786,022	\$1,359,335	\$33,714,320	\$1,189,556	\$0	\$706,883	\$1,571,107	\$4,109,352
Other Nat Rep	2	\$6,329	\$0	\$6,173	\$0	\$6,421	\$0	\$0	\$0	\$0	\$0
Subtotal	8	\$191,545,041	\$2,484,356	\$177,776,239	\$3,321,795	\$186,864,524	\$6,249,407	\$86,119	\$842,551	\$2,654,136	\$22,649,063
Convention	1	\$9,640,357	\$0	\$0	\$0	\$9,604,159	\$38,243	\$0	\$0	\$0	\$0
State & Local	280	\$65,959,125	\$701,966	\$55,315,588	\$4,634,387	\$64,468,652	\$3,136,994	\$827,505	\$1,322,499	\$739,147	\$64,853
Total Republican	289	\$267,144,523	\$3,186,322	\$233,091,827	\$7,956,182	\$261,037,335	\$9,424,634	\$913,624	\$2,165,050	\$3,393,283	\$22,713,916

8 9 0 8 0 2 0 4 4 9 3

Contributions

	President		Senate		House		Total
	Incumbent	Challenger	Incumbent	Challenger	Incumbent	Challenger	
DNC Services	\$0	\$0	\$0	\$0	\$45,000	\$50,000	\$137,998
Dem Sen Camp Ctte	\$0	\$145,582	\$188,891	\$89,035	\$6,174	\$0	\$6,174
Dem Cong Camp Ctte	\$2,102	\$0	\$0	\$0	\$225,574	\$227,301	\$667,652
State & Local	\$44,668	\$27,525	\$36,744	\$14,000	\$142,795	\$233,641	\$447,128
Total Democratic	\$46,770	\$173,107	\$225,635	\$103,035	\$419,543	\$510,942	\$1,258,952
RNC	\$0	\$0	(\$1,040)	\$0	\$62,730	\$130,250	\$326,480
Net Rep Sen Ctte	\$0	\$192,178	\$245,915	\$99,498	\$25,000	\$90,000	\$220,000
Net Rep Cong Ctte	\$0	\$0	\$44,943	\$15,733	\$700,130	\$525,879	\$1,510,431
State & Local	\$17,208	\$51,060	\$34,350	\$36,371	\$156,417	\$307,245	\$600,156
Total Republican	\$17,208	\$243,238	\$324,168	\$151,600	\$944,277	\$1,053,374	\$2,657,069

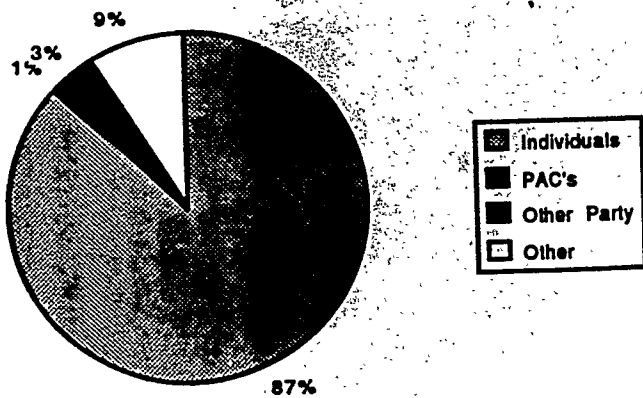
8 9 0 8 0 2 0 4 4 9 4

Coordinated
Expenditures

	President		Senate		House		Total
	Incumbent	Challenger	Open Seat	Challenger	Incumbent	Open Seat	
DNC Services	\$8,077,044	\$0	\$0	\$0	\$0	\$15,000	\$30,000
Dem Sen Camp Ctte	\$0	\$2,014,496	\$2,911,101	\$1,280,540	\$1,300	\$0	\$1,300
Dem Cong Camp Ctte	\$0	\$0	\$0	\$0	\$1,169,074	\$427,592	\$2,425,603
State & Local	\$366,380	\$40,228	\$106,084	\$239,815	\$131,226	\$121,607	\$434,249
Total Democratic	\$8,443,424	\$2,054,724	\$3,017,185	\$1,520,355	\$1,301,600	\$564,199	\$2,891,152
51 RNC	\$8,289,173	\$0	\$0	\$0	\$0	\$0	\$0
Nat Rep Sen Ctte	\$0	\$3,575,941	\$4,574,392	\$2,100,205	\$0	\$0	\$0
Nat Rep Cong Ctte	\$0	\$0	\$0	\$0	\$1,247,532	\$1,760,854	\$4,109,352
State & Local	\$1,936	\$0	\$5,266	\$4,796	\$17,369	\$22,558	\$52,855
Total Republican	\$8,291,109	\$3,575,941	\$4,579,658	\$2,105,001	\$1,264,901	\$1,773,782	\$4,162,207

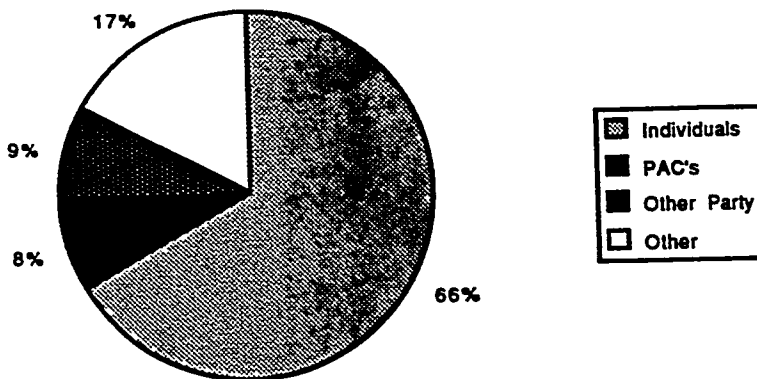
Sources of Receipts - Party Committees
1987-88

REPUBLICAN



\$267.1 Million

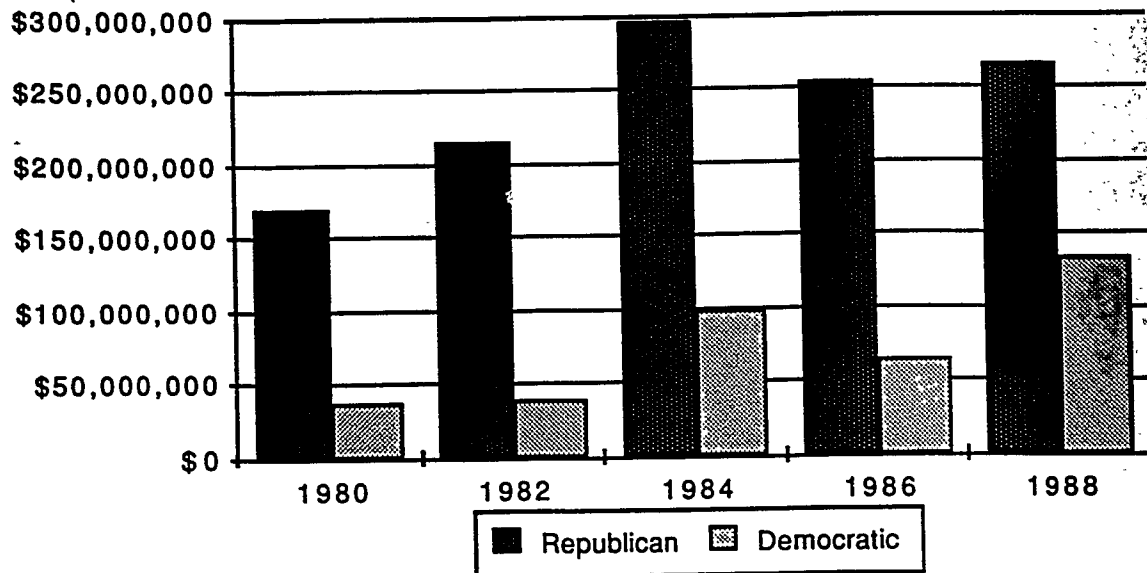
DEMOCRAT



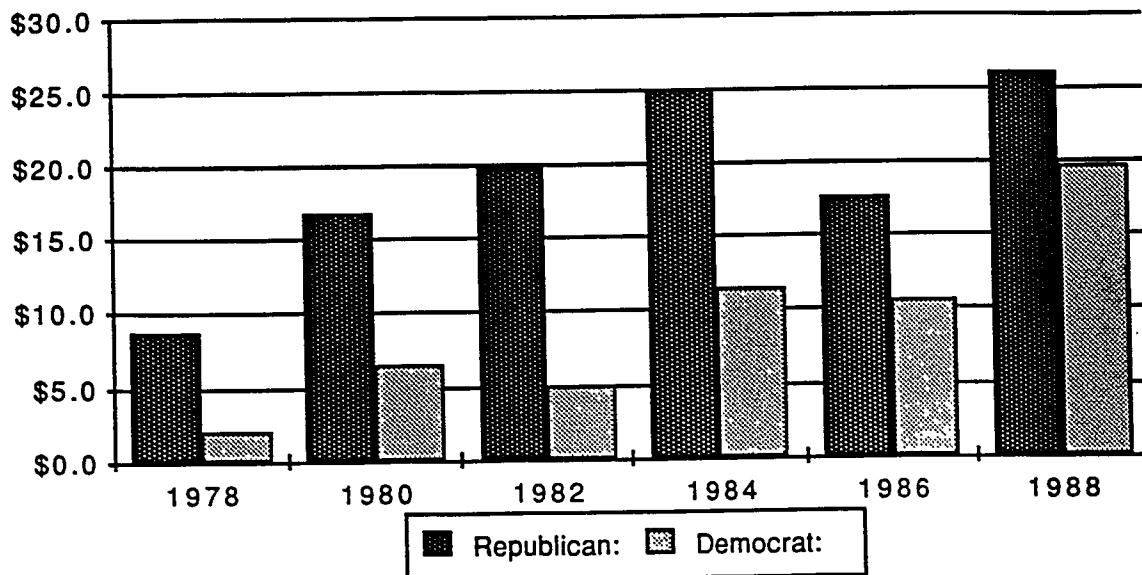
\$ 135.2 Million

8 9 0 8 0 2 0 4 4 9 5

Party Committee Receipts
by Party and Election Cycle



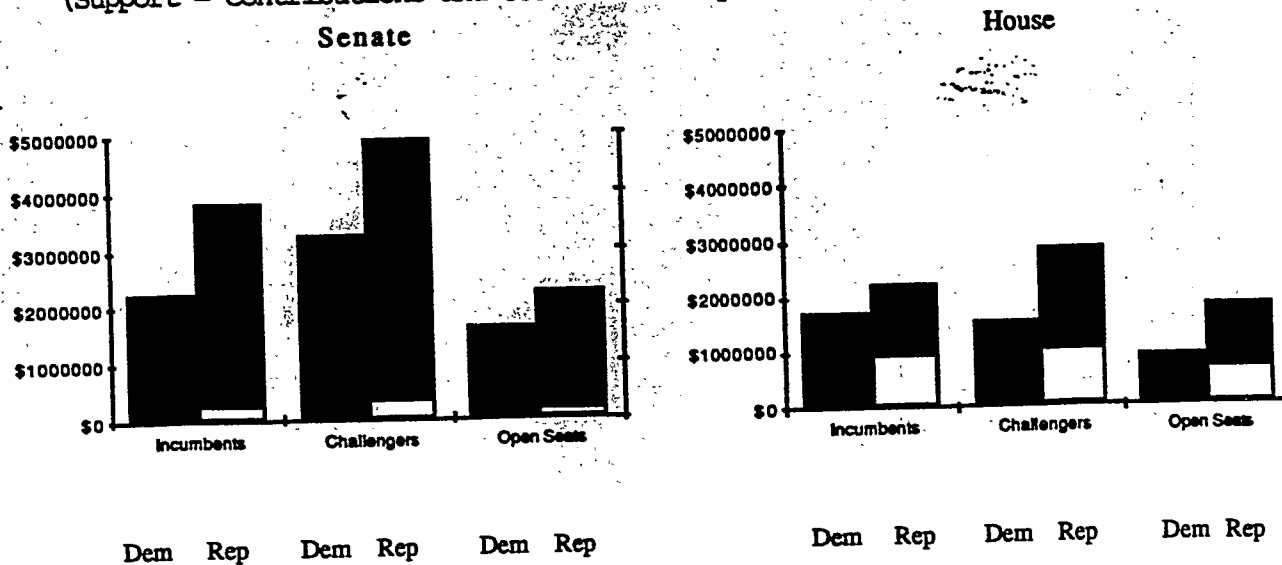
Party Committee Support of Federal Candidates
by Party and Election Cycle
(Support = Contributions and Coordinated Expenditures)



(in millions of dollars)

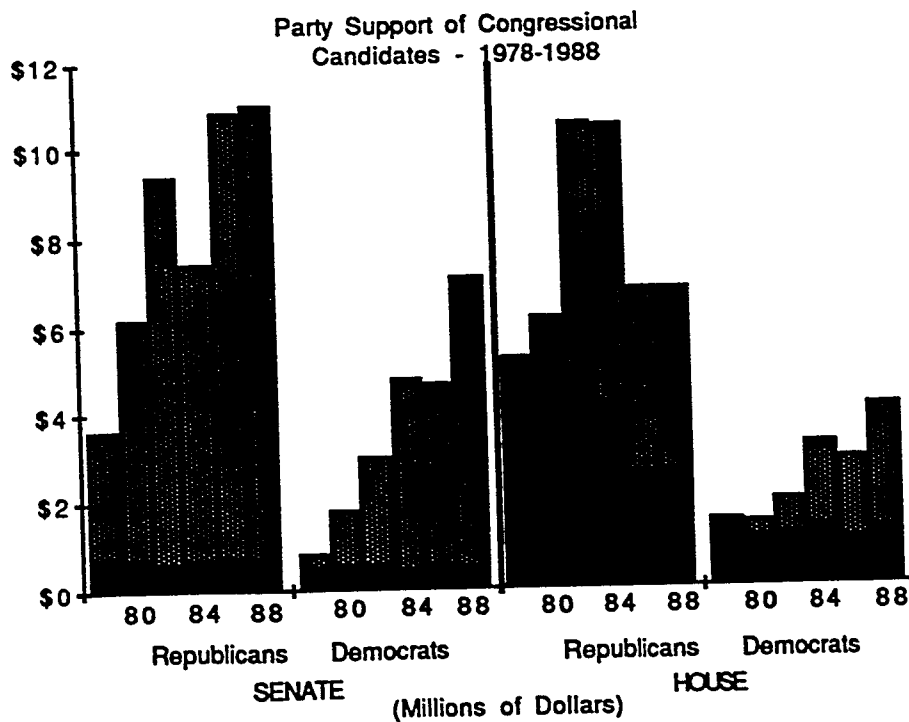
8 9 0 8 0 2 0 4 4 9 6

**Party Committee Support of Candidates
by Office and Type of Campaign
1987-88**
(Support = Contributions and Coordinated Expenditures)



(Solid area's are contributions, shaded area's are coordinated expenditures)

89080204497



**TOP 50 HOUSE CANDIDATES
BY SUPPORT FROM PARTY COMMITTEES
1987-88**

	NAME	STATE	DIST	PARTY	STATUS	GEN RES	VOTE PCTG	PARTY SUPPORT
1.	AZZOLINA, JOSEPH	NJ	03	REP	O	L	47	\$130,816*
2.	VOLK, DAVID	SD	00	REP	C	L	28	\$107,462
3.	STEARNS, CLIFFORD B	FL	06	REP	O	W	53	\$105,675
4.	SMITH, PETER P	VT	00	REP	O	W	41	\$101,909
5.	COLLINS, THOMAS I	MS	04	REP	O	L	43	\$ 92,856
6.	JAMES, CRAIG TAYLOR	FL	04	REP	C	W	50	\$ 85,858
7.	SCHIFF, STEVEN H	NM	01	REP	O	W	50	\$ 84,997
8.	ADAMS, KENNETH	FL	14	REP	O	L	45	\$ 84,996
9.	GILLMOR, PAUL E	OH	05	REP	O	W	60	\$ 83,690
10.	COSTELLO, JERRY F	IL	21	DEM	I	W	52	\$ 82,460*
11.	COLEMAN, JACK	MS	02	REP	C	L	34	\$ 79,996
12.	WIGHT, BILL	WA	03	REP	O	L	49	\$ 79,993
13.	HANEY, ANN J	WI	02	REP	C	L	41	\$ 78,992
14.	HAWKINS, CHARLES R	VA	05	REP	C	L	43	\$ 77,355
15.	SNELGROVE, RICHARD	UT	02	REP	C	L	41	\$ 77,159
16.	MACHILEY, RONALD K	RI	01	REP	C	W	55	\$ 75,828
17.	DOUGLAS, CHARLES G	NH	02	REP	O	W	56	\$ 75,475
18.	BOUCHARD, JOHN D	NY	30	REP	C	L	39	\$ 74,845
19.	HOWARD, EDWARD L	PA	08	REP	C	L	41	\$ 74,460
20.	CHABOT, STEVEN J	OH	01	REP	C	L	43	\$ 73,902
21.	MILLER, JOHN	WA	01	REP	I	W	55	\$ 73,086
22.	HOLLOWAY, CLYDE C	IA	08	REP	I	W	56	\$ 71,954
23.	PALLONE, FRANK JR	NJ	03	DEM	O	W	51	\$ 71,894*
24.	DAVIS, JACK	IL	04	REP	I	L	49	\$ 70,269
25.	PAXON, L WILLIAM	NY	31	REP	O	W	53	\$ 70,039
26.	MILNER, LARRY S	TX	13	REP	O	L	47	\$ 69,914
27.	CURRY, JERRY R	VA	02	REP	C	L	35	\$ 67,484
28.	WILLIAMS, PATRICIA	IN	05	REP	C	L	43	\$ 66,159
29.	BROWN, JOHN C	VA	09	REP	C	L	36	\$ 65,798
30.	DUNCAN, JOHN JAMES	TN	02	REP	O	W	56	\$ 65,599
31.	EMERSON, N WILLIAM	MO	08	REP	I	W	58	\$ 64,922
32.	COBLE, JOHN HOWARD	NC	06	REP	I	W	62	\$ 64,346
33.	YOUNG, DONALD E	AK	00	REP	I	W	62	\$ 64,335
34.	VUCANOVICH, BARBARA	NV	02	REP	I	W	57	\$ 64,137
35.	PENCE, MICHAEL R	IN	02	REP	C	L	46	\$ 63,987
36.	WHITE, KNOX H	SC	04	REP	C	L	47	\$ 63,736
37.	WATKINS, DANE H	ID	02	REP	C	L	33	\$ 63,201
38.	BLANTON, THEODORE A	NC	08	REP	C	L	48	\$ 62,886
39.	SWEENEY, DAVID M	TX	14	REP	I	L	45	\$ 62,635
40.	SCHENKEN, JERRY	NE	02	REP	O	L	49	\$ 62,501
41.	SKAGGS, DAVID E	CO	02	DEM	I	W	62	\$ 62,204
42.	GINGRICH, NEWTON L	GA	06	REP	I	W	58	\$ 61,897
43.	LAGOMARSINO, ROBERT	CA	19	REP	I	W	50	\$ 61,189
44.	REDFERN, DONALD B	IA	03	REP	C	L	36	\$ 60,905
45.	SWINDALL, PATRICK L	GA	04	REP	I	L	39	\$ 60,665
46.	ROMAINE, EDWARD P	NY	01	REP	C	L	49	\$ 60,316
47.	RAMIREZ, RALPH ROY	CA	30	REP	C	L	36	\$ 60,022
48.	HANCOCK, MELTON D	MO	07	REP	O	W	53	\$ 59,995
49.	O'MEARA, EDWARD S	ME	01	REP	C	L	36	\$ 59,962
50.	CARL, DOUGLAS WAYNE	MI	12	REP	C	L	45	\$ 59,858

** Includes contributions plus coordinated general election expenditures.

* Involved in a Special Election.

8 9 0 8 0 0 4 4 9 8

Name	Party	Inc Chi Opn	Party Contributions	Coordinated Expenditures	Receipts	Disbursements
ARIZONA	DEM	I	\$0	\$51,900	\$2,818,427	\$2,640,650
DECONCINI, DENNIS	REP	C	\$27,271	\$227,450	\$240,971	\$238,369
DEGREEN, KEITH PAUL						
CALIFORNIA	DEM	C	\$20,519	\$1,873,357	\$6,989,914	\$6,987,862
MCCARTHY, LEO TARCISIUS	REP	I	\$30,499	\$1,877,372	\$11,384,736	\$12,969,294
WILSON, PETER B						
CONNECTICUT	DEM	C	\$17,050	\$223,100	\$2,650,603	\$2,570,779
LIEBERMAN, JOSEPH I	REP	I	\$25,955	\$226,250	\$2,517,461	\$2,559,902
WEICKER, LOWELL P JR						
DELAWARE	DEM	C	\$18,228	\$86,085	\$2,259,092	\$2,235,318
WOO, S B	REP	I	\$15,000	\$91,000	\$1,887,995	\$1,942,119
ROTH, WILLIAM V JR						
FLORIDA	DEM	O	\$26,500	\$855,346	\$3,618,829	\$3,714,852
MACKAY, BUDDY	REP	O	\$35,178	\$858,633	\$5,224,061	\$5,181,639
MACK, CONNIE						
HAWAII	DEM	I	\$0	\$0	\$834,722	\$494,580
MATSUNAGA, SPARK H	REP	C	\$5,000	\$0	\$41,981	\$33,325
HUSTACE, MARIA						
INDIANA	DEM	C	\$15,000	\$4,948	\$334,817	\$307,436
WICKES, JOHN F JR	REP	I	\$16,189	\$168,000	\$3,029,708	\$3,022,597
LUGAR, RICHARD G						
MAINE	DEM	I	\$5,241	\$100	\$1,810,602	\$1,340,157
MITCHELL, GEORGE JOHN	REP	C	\$15,000	\$92,124	\$149,935	\$147,760
WYMAN, JASPER S						
MARYLAND	DEM	I	\$25,000	\$1,500	\$1,477,516	\$1,466,477
SARBANES, PAUL S	REP	C	\$21,645	\$314,060	\$684,527	\$662,795
KEYES, ALAN LEE						
MASSACHUSETTS	DEM	I	\$17,500	\$1,300	\$3,304,580	\$2,702,865
KENNEDY, EDWARD M	REP	C	\$19,196	\$416,561	\$617,806	\$587,323
MALONE, JOSEPH DANIEL						
MICHIGAN	DEM	I	\$5,125	\$1,925	\$3,289,327	\$3,383,849
RIEGLE, DONALD W JR	REP	C	\$21,251	\$199,746	\$470,976	\$442,693
DUNN, JIM						
MINNESOTA	DFL	C	\$26,269	\$285,785	\$2,483,491	\$2,477,068
HUMPHREY, HUBERT H III	REP	I	\$21,037	\$251,654	\$4,969,448	\$5,406,210
DURENBERGER, DAVE						
MISSISSIPPI	DEM	O	\$22,500	\$167,102	\$2,195,960	\$2,355,957
DOWDY, WAYNE	REP	O	\$22,422	\$166,900	\$3,602,481	\$3,405,242
LOTT, TRENT						
MISSOURI	DEM	C	\$20,548	\$81,886	\$884,513	\$880,160
NIXON, JAY	REP	I	\$16,028	\$278,076	\$4,077,855	\$3,992,995
DANFORTH, JOHN C						
MONTANA	DEM	I	\$17,500	\$82,630	\$1,237,661	\$1,338,622
MELCHER, JOHN D	REP	C	\$27,475	\$91,315	\$1,099,488	\$1,076,010
BURNS, CONRAD R						
NEBRASKA	DEM	C	\$25,600	\$103,174	\$3,485,728	\$3,461,148
KERREY, JOSEPH ROBERT	REP	I	\$23,653	\$112,871	\$3,423,237	\$3,411,361
KARNES, DAVID						

Name	Party	Inc Chl Opn	Party Contributions	Coordinated Expenditures	Receipts	Disbursements
NEVADA						
BRYAN, RICHARD H	DEM	C	\$20,500	\$88,249	\$2,988,750	\$2,957,789
HECHT, CHIC	REP	I	\$17,443	\$92,010	\$2,907,927	\$3,007,864
NEW JERSEY						
LAUTENBERG, FRANK R	DEM	I	\$19,400	\$534,849	\$7,087,476	\$7,298,663
DAWKINS, PETER MILLER	REP	C	\$27,722	\$538,133	\$7,766,535	\$7,616,249
NEW MEXICO						
BINGAMAN, JEFF	DEM	I	\$0	\$46,952	\$2,820,480	\$2,808,659
VALENTINE, WILLIAM R "BILL"	REP	C	\$22,265	\$96,949	\$661,825	\$659,624
NEW YORK						
MOYNIHAN, DANIEL PATRICK	DEM	I	\$18,500	\$51,456	\$4,350,271	\$4,809,810
MC MILLAN, ROBERT RALPH	REP	C	\$14,991	\$224,920	\$536,779	\$528,988
NORTH DAKOTA						
BURDICK, QUENTIN N	DEM	I	\$17,500	\$86,400	\$1,755,318	\$2,026,617
STRINDEN, EARL S	REP	C	\$27,124	\$91,598	\$908,607	\$906,807
OHIO						
METZENBAUM, HOWARD M	DEM	I	\$18,500	\$727,709	\$7,312,533	\$8,547,545
VOINOVICH, GEORGE V	REP	C	\$17,475	\$732,646	\$7,826,191	\$8,231,341
PENNSYLVANIA						
VIGNOLA, JOSEPH C	DEM	C	\$15,200	\$1,400	\$531,788	\$526,836
HEINZ, HENRY JOHN III	REP	I	\$18,476	\$295,000	\$5,279,540	\$5,151,512
RHODE ISLAND						
LICHT, RICHARD A	DEM	C	\$17,499	\$110,476	\$2,922,990	\$2,881,141
CHAFEE, JOHN H	REP	I	\$17,500	\$90,983	\$2,455,215	\$2,841,985
TENNESSEE						
SASSER, JAMES R	DEM	I	\$18,500	\$0	\$3,218,986	\$3,069,615
ANDERSEN, WILLIAM E	REP	C	\$17,000	\$332,032	\$613,704	\$612,421
TEXAS						
BENTSEN, SENATOR LLOYD	DEM	I	\$5,341	\$438,115	\$8,280,013	\$8,829,361
BOULTER, ELDON BEAU	REP	C	\$32,593	\$1,087,827	\$1,395,357	\$1,353,345
UTAH						
MOSS, BRIAN H	DEM	C	\$2,700	\$1,300	\$154,409	\$153,475
HATCH, ORRIN G	REP	I	\$15,000	\$0	\$3,824,955	\$3,691,381
VERMONT						
GRAY, WILLIAM BARTON	DEM	O	\$17,500	\$26,300	\$551,423	\$549,908
JEFFORDS, JAMES M	REP	O	\$15,733	\$92,000	\$976,451	\$876,877
VIRGINIA						
ROBB, CHARLES SPITAL	DEM	O	\$17,500	\$160,875	\$3,198,630	\$2,881,666
DAWKINS, MAURICE A	REP	O	\$25,050	\$348,626	\$283,095	\$282,229
WASHINGTON						
LOWRY, MICHAEL E	DEM	O	\$17,499	\$305,092	\$2,202,177	\$2,191,187
GORTON, SLADE	REP	O	\$24,495	\$313,232	\$2,736,101	\$2,851,591
WEST VIRGINIA						
BYRD, ROBERT CARLYLE	DEM	I	\$0	\$100	\$1,407,167	\$1,099,709
WOLFE, MATTHEW JAY	REP	C	\$16,905	\$129,221	\$115,314	\$115,284
WISCONSIN						
KOHL, HERB	DEM	O	\$0	\$0	\$7,576,540	\$7,491,600
ENGELEITER, SUSAN S	REP	O	\$28,322	\$325,610	\$2,891,069	\$2,853,842
WYOMING						
VINICH, JOHN P	DEM	C	\$21,795	\$108,446	\$491,599	\$490,230
WALLOP, MALCOLM	REP	I	\$17,493	\$91,917	\$1,492,863	\$1,345,000

Dist	Name	Party	Inc Chl Opn	Party Contributions	Coordinated Expenditures	Receipts	Disbursements
ALABAMA							
1	CALLAHAN, HERBERT L	REP	I	\$5,881	\$0	\$596,631	\$651,127
	TYSON, JOHN M JR	DEM	C	\$5,105	\$4,110	\$128,136	\$125,029
2	DICKINSON, WILLIAM LOUIS	REP	I	\$2,978	\$0	\$304,708	\$234,923
3	NICHOLS, BILL	DEM	I	\$0	\$1,131	\$230,584	\$120,303
4	BEVILL, TOM	DEM	I	\$0	\$0	\$206,806	\$130,642
5	FLIPPO, RONNIE GENE	DEM	I	\$0	\$11,663	\$711,580	\$504,570
	MCDONALD, STAN	REP	C	\$9,999	\$0	\$145,297	\$145,327
	CADDIS, CHARLES OWINGS	REP	C	\$0	\$0	\$8,604	\$8,604
6	ERDRICH, BENJAMIN LEADER	DEM	I	\$0	\$6,715	\$251,841	\$159,323
7	HARRIS, CLAUDE JR	DEM	I	\$1,511	\$6,837	\$405,426	\$328,296
	BACON, JAMES E. "JIM"	REP	C	\$10	\$0	\$9,842	\$9,737
ALASKA							
0	GRUNSTEIN, PETER	DEM	C	\$11,998	\$17,116	\$402,694	\$402,477
	YOUNG, DONALD E	REP	I	\$19,337	\$44,998	\$623,760	\$625,377
AMERICAN SAHOA							
0	AMOEVALOGO SALANOA, SOLI	REP	O	\$0	\$0	\$42,249	\$42,723
	MULITAUAOPELE, I	DEM	C	\$0	\$0	\$0	\$0
	FALEOMAVAEGA, ENI FAUUA HUNKIN	DEM	O	\$0	\$0	\$66,794	\$66,515
ARIZONA							
1	RHODES, JOHN JACOB III	REP	I	\$21	\$0	\$293,044	\$291,961
2	FILLMORE, JOHN M	DEM	C	\$0	\$0	\$13,756	\$13,266
	UDALL, MORRIS K	DEM	I	\$0	\$0	\$119,497	\$99,607
3	SWEENEY, JOSEPH D	REP	C	\$0	\$0	\$3,105	\$3,065
	MOSS, DAVID R	DEM	C	\$54	\$0	\$26,551	\$26,281
4	STUMP, BOB	DEM	I	\$2,000	\$0	\$257,184	\$319,690
	KYL, JON L	REP	I	\$4,239	\$0	\$497,313	\$316,476
5	KOLBE, JAMES T	REP	I	\$8,048	\$0	\$419,090	\$434,665
	BEECHER, JUDITH	DEM	C	\$0	\$0	\$0	\$0
ARKANSAS							
1	ALEXANDER, WILLIAM VOLLIE JR	DEM	I	\$0	\$246	\$674,287	\$665,445
2	CARPENTER, WARREN D	REP	C	\$0	\$0	\$11,299	\$11,098
	ROBINSON, TOMMY FRANKLIN	DEM	I	\$835	\$1,831	\$503,328	\$460,117
3	STEWART, DAVID ALAN	DEM	C	\$0	\$0	\$60,059	\$60,054
	HAMMERSCHMIDT, JOHN PAUL	REP	I	\$7,108	\$0	\$330,387	\$159,231
4	BELL, ROGER NEAL	REP	C	\$5,000	\$0	\$21,709	\$21,538
	ANTHONY, BERYL F JR	DEM	I	\$0	\$0	\$547,244	\$570,135
CALIFORNIA							
1	VANDERBILT, SAMUEL "MARK"	REP	C	\$148	\$0	\$7,795	\$7,795
2	HERGER, WALTER WILLIAM (WALLY) JR	REP	I	\$6,575	\$0	\$252,328	\$247,779
	MEYER, WAYNE R	DEM	C	\$2,167	\$12,536	\$691,969	\$696,748
3	LAWDOWSKI, LOWELL PATRICK	REP	C	\$221	\$0	\$193,861	\$193,915
4	FAZIO, VIC	DEM	I	\$0	\$0	\$7,695	\$7,695
5	SMITH, LARRY T	REP	C	\$5,000	\$0	\$917,025	\$638,688
	PELOSI, NANCY	DEM	I	\$219	\$0	\$622,357	\$529,334
	O'NEILL, BRUCE M	REP	C	\$160	\$21,599	\$655,522	\$500,000
						\$19,245	\$19,245

Dist	Name	Party	Inc Chl Opn	Party Contributions	Coordinated Expenditures	Receipts	Disbursements
CALIFORNIA							
6	STEINMETZ, WILLIAM G	REP	C	\$23	\$0	\$50,955	\$50,532
	BOXER, BARBARA	DEM	I	\$0	\$0	\$450,306	\$351,687
7	MILLER, GEORGE	DEM	I	\$0	\$0	\$429,305	\$269,887
	LAST, JEAN	REP	C	\$1,125	\$0	\$14,941	\$14,939
8	DELLUMS, RONALD V	DEM	I	\$0	\$0	\$1,153,750	\$1,174,676
	CUDDIHY, JOHN JOSEPH JR	REP	C	\$1,000	\$0	\$7,291	\$7,472
9	STARK, FORTNEY HILLMAN JR	DEM	I	\$0	\$0	\$504,708	\$410,540
	HERTZ, HOWARD	REP	C	\$0	\$0	\$0	\$0
10	EDWARDS, DON	DEM	I	\$221	\$0	\$166,689	\$173,537
11	QURAIISHI, G M (BILL)	REP	C	\$35	\$0	\$90,306	\$95,575
	LAWTOS, THOMAS P	DEM	I	\$601	\$0	\$386,453	\$269,510
12	CAMPBELL, THOMAS J	REP	C	\$9,998	\$32,097	\$1,445,770	\$1,440,639
	ESHOO, ANNA G	DEM	C	\$25,000	\$22,623	\$1,092,766	\$1,089,570
13	SOMMER, LUKE ELLIOTT	REP	C	\$148	\$0	\$26,756	\$25,511
	MINETA, NORMAN Y	DEM	I	\$0	\$0	\$577,164	\$521,674
14	SHUNWAY, NORMAN D	REP	I	\$3,258	\$0	\$390,233	\$452,349
	MALBERG, PATRICIA	DEM	C	\$133	\$2,296	\$106,164	\$104,202
15	COELHO, ANTHONY LEE	DEM	I	\$1,160	\$0	\$837,955	\$972,235
	HARNER, CAROL	REP	C	\$170	\$0	\$318,076	\$252,336
16	PANETTA, LEON EDWARD	DEM	I	\$10	\$0	\$71,035	\$61,817
	MONTETH, STANLEY KIMBALL MD	REP	C	\$3,410	\$0	\$216,479	\$206,677
17	PASHAYAN, CHARLES JR	REP	I	\$1,157	\$0	\$5,867	\$5,637
	LAVERY, VINCENT	DEM	C	\$10	\$0	\$279,981	\$133,681
18	LEHMAN, RICHARD H	REP	C	\$18,284	\$42,905	\$89,428	\$89,260
	LINN, DAVID A	DEM	I	\$25,249	\$26,092	\$1,226,229	\$1,470,674
19	LAGOMARSINO, ROBERT	REP	C	\$0	\$54	\$11,879	\$15,914
	HART, GARY K	DEM	C	\$2,010	\$0	\$336,586	\$329,354
20	THOMAS, WILLIAM MARSHALL	REP	I	\$9,010	\$0	\$506,391	\$465,310
	GALLEGLY, ELTON	DEM	C	\$2,000	\$0	\$397,417	\$234,920
21	STEVENS, DONALD E.	REP	I	\$200	\$0	\$18,940	\$18,046
22	MOORHEAD, CARLOS JOHN	DEM	C	\$10	\$44,890	\$103,438	\$100,956
	SIMMONS, JOHN G	REP	C	\$0	\$0	\$150,275	\$140,486
23	SALOMON, JIM	DEM	I	\$242	\$0	\$345,006	\$191,334
	BEILINSON, ANTHONY C	DEM	I	\$136	\$0	\$15,835	\$15,449
24	WAXMAN, HENRY A	REP	C	\$170	\$0	\$86,724	\$67,957
	COWLES, JOHN N	DEM	I	\$0	\$0	\$2,847	\$2,833
25	ROYBAL, EDWARD R	REP	C	\$158	\$0	\$528,296	\$409,233
26	BRODERSON, GERALD C	DEM	I	\$3,000	\$890	\$893,810	\$398,597
	BERMAN, HOWARD L	DEM	I	\$10	\$0	\$17,392	\$17,022
27	LEVINE, MEL	REP	C	\$0	\$0	\$120,740	\$114,523
	GALBRAITH, DENNIS DEAN	DEM	I	\$0	\$0	\$0	\$0
28	DIXON, JULIAN CAREY	REP	C	\$0	\$0	\$109,450	\$65,833
	ADAMS, GEORGE ZALDIVAR	DEM	I	\$0	\$0	\$5,584	\$4,629
29	HAWKINS, AUGUSTUS F	REP	C	\$0	\$0	\$0	\$0
	FRANCO, REUBEN DANIEL	REP	C	\$0	\$0	\$0	\$0

Dist	Name	Party	Inc	Party	Coordinated	Receipts	Disbursements
			Chl	Contributions	Expenditures		
			Opn				
	CALIFORNIA						
30	RAMIREZ, RALPH ROY	REP	C	\$15,023	\$44,999	\$381,567	\$382,111
	MARTINEZ, MATTHEW GILBERT	DEM	I	\$20,157	\$0	\$437,775	\$460,622
31	MAY, ARNOLD COLEMAN	REP	C	\$154	\$0	\$10,430	\$10,169
	DYMALLY, MERVYN M	DEM	I	\$0	\$0	\$488,149	\$482,049
32	KAHN, SANFORD W	REP	C	\$0	\$0	\$20,634	\$20,608
	ANDERSON, GLENN M	DEM	I	\$2,082	\$0	\$493,296	\$457,410
33	DREIER, DAVID T	REP	I	\$0	\$0	\$487,407	\$186,183
	GENTRY, NELSON	DEM	C	\$4,999	\$0	\$170,146	\$151,666
34	HOUSE, CHARLES M	REP	C	\$2,250	\$0	\$226,964	\$227,098
	TORRES, ESTEBAN E	DEM	I	\$12,493	\$0	\$212,905	\$337,814
35	LEWIS, JERRY	REP	I	\$10,213	\$200	\$0	\$0
	SWEENEY, PAUL	DEM	C	\$13,724	\$13,724	\$504,361	\$532,897
36	BROWN, GEORGE E JR	DEM	I	\$44,880	\$44,880	\$219,019	\$218,696
	STARK, JOHN PAUL	REP	C	\$0	\$0	\$14,204	\$13,767
37	PEARSON, JOHN CHARLES (JOHNNY)	DEM	C	\$2,011	\$0	\$129,505	\$122,839
	MCCANDLESS, ALFRED A	REP	I	\$1,306	\$8,627	\$250,191	\$247,651
38	YUDELSON, JERRY M	DEM	C	\$2,782	\$0	\$1,731,883	\$1,755,892
	DORNAN, ROBERT KENNETH HOM	REP	I	\$0	\$0	\$1,432	\$2,892
39	MARQUIS, DON E.	DEM	C	\$2,165	\$0	\$300,156	\$250,251
	DANNEMEYER, WILLIAM E	REP	I	\$56	\$0	\$51,534	\$49,446
40	LENNEY, LIDA	DEM	O	\$10,497	\$10,000	\$1,112,000	\$1,108,368
	COX, CHRISTOPHER	REP	O	\$0	\$0	\$18,851	\$18,823
41	KELLY, JOHN FRANCIS	REP	I	\$1,000	\$0	\$453,489	\$407,025
	LOWERY, WILLIAM DAVID	DEM	C	\$254	\$254	\$50,270	\$45,311
42	KRIPKE, DANIEL F MD	DEM	O	\$0	\$0	\$12,566	\$12,544
	KIMBROUGH, GUY CAMPBELL	REP	O	\$9,999	\$207	\$521,665	\$494,487
43	ROHRBACHER, DANA	REP	O	\$2,006	\$0	\$215,956	\$160,267
	PACKARD, RONALD C	DEM	I	\$368	\$49	\$75,170	\$74,087
44	GREENEBAUM, HOWARD	DEM	I	\$12,253	\$12,130	\$480,884	\$481,179
	BATES, JIM	REP	C	\$14,999	\$44,799	\$240,749	\$239,488
45	BUTTERFIELD, ROBERT K JR	DEM	C	\$0	\$0	\$8,618	\$8,136
	LEPISCOPO, PETE	DEM	C	\$2,339	\$0	\$392,229	\$500,181
	HUNTER, DUNCAN LEE	REP	I	\$457	\$90	\$275,795	\$217,503
	SCHROEDER, PATRICIA	DEM	I	\$160	\$0	\$26,529	\$26,040
1	WOOD, JOY	REP	C	\$14,065	\$48,139	\$730,990	\$721,647
2	SKAGGS, DAVID E	DEM	I	\$9,662	\$4,920	\$93,581	\$85,095
	BATH, DAVID EUGENE	REP	C	\$1,850	\$0	\$17,937	\$17,936
3	ZARTMAN, JAMES KITCHEL	REP	C	\$5,000	\$15,001	\$503,919	\$475,879
	CAMPBELL, BEN NIGHTHORSE	DEM	I	\$0	\$0	\$3,166	\$3,165
4	VIGIL, CHARLES S	DEM	C	\$2,327	\$0	\$287,187	\$109,146
	BROWN, HANK	REP	I	\$0	\$0	\$961	\$930
5	MITCHELL, JOHN JOSEPH	DEM	C	\$5,718	\$0	\$228,896	\$183,229
	HEFLEY, JOEL MAURICE	REP	I	\$9,999	\$24,526	\$493,515	\$489,303
6	EZZARD, MARTHA M	DEM	C	\$14,913	\$44,531	\$618,607	\$636,204
	SCHAEFER, DAN	REP	I				

Dist	Name	Party	Inc Chl Opn	Party Contributions	Coordinated Expenditures	Receipts	Disbursements
CONNECTICUT							
1	KENNELLY, BARBARA B	DEM	I	\$389	\$435	\$448,010	\$471,530
	ROBBES, MARIO JR	REP	C	\$2,500	\$0	\$11,522	\$11,520
2	CARBERRY, GLENN THOMAS	REP	C	\$11,658	\$103	\$250,776	\$246,903
	GEJDENSON, SAMUEL	DEM	I	\$0	\$6,454	\$731,513	\$727,919
3	PATON, GERARD B	REP	C	\$3,658	\$0	\$117,237	\$116,117
	MORRISON, BRUCE A	DEM	I	\$0	\$400	\$490,274	\$506,799
4	PEARSON, ROGER	DEM	C	\$0	\$200	\$46,625	\$46,620
	SHAYS, CHRISTOPHER	REP	I	\$11,254	\$16,121	\$359,551	\$372,680
5	MARINAN, JOSEPH JR	DEM	C	\$0	\$54	\$55,186	\$54,524
	ROWLAND, JOHN G	REP	I	\$6,019	\$0	\$440,084	\$375,660
6	GRIFFIN, JAMES L	DEM	C	\$75	\$12,500	\$128,185	\$128,853
	JOHNSON, NANCY LEE	REP	I	\$5,788	\$0	\$527,164	\$399,370
DELAWARE							
0	KRAFF, JAMES P	REP	C	\$5,000	\$0	\$189,084	\$184,712
	CARPER, THOMAS R	DEM	I	\$0	\$210	\$365,432	\$371,747
DIST OF COLUMBIA							
0	EVANS, W. RONALD	REP	C	\$0	\$0	\$0	\$0
	FAUNTROY, WALTER EDWARD	DEM	I	\$176	\$215	\$68,018	\$68,523
FLORIDA							
1	HUTTO, EARL	DEM	I	\$0	\$13,570	\$212,973	\$210,940
	ARMBRUSTER, EDWARD DONALD	REP	C	\$183	\$0	\$23,912	\$23,912
2	GRANT, BILL	DEM	I	\$712	\$345	\$264,955	\$223,117
	PRESCOTT, DENNIS M	REP	C	\$0	\$0	\$0	\$0
3	BENNETT, CHARLES EDWARD	DEM	I	\$245	\$0	\$104,518	\$19,500
4	JAMES, CRAIG TAYLOR	REP	C	\$40,040	\$45,818	\$316,314	\$313,474
	CHAPPELL, WILLIAM VENROE JR	DEM	I	\$0	\$5,827	\$955,540	\$1,069,699
5	MCCOLLUM, BILL	REP	I	\$2,000	\$0	\$321,887	\$304,853
6	MILLS, JON L	DEM	O	\$19,399	\$33,933	\$504,006	\$503,654
	STEARNS, CLIFFORD B	REP	O	\$59,999	\$45,676	\$421,198	\$408,292
7	GIBBONS, SAM M	DEM	I	\$0	\$0	\$604,570	\$382,889
8	WIMBISH, C BETTE	DEM	C	\$2,500	\$35,200	\$37,501	\$23,655
	YOUNG, C W BILL	REP	I	\$2,961	\$0	\$212,972	\$208,320
9	BILIRAKIS, MICHAEL	REP	I	\$2,773	\$0	\$399,150	\$193,901
10	HIGGINBOTTOM, DAVID BAINES	DEM	C	\$0	\$0	\$33,826	\$33,823
	IRELAND, ANDY	REP	I	\$4,821	\$0	\$405,000	\$460,468
11	NELSON, BILL	DEM	I	\$772	\$285	\$50,646	\$659,400
	TOLLEY, WILLIAM RUSSELL JR	REP	C	\$10,000	\$19,796	\$158,326	\$158,208
12	LEWIS, TOM	REP	I	\$4,831	\$0	\$288,963	\$256,081
13	CONWAY, JACK T	DEM	O	\$6,075	\$6,386	\$206,711	\$200,296
	GOSS, PORTER JOHNSTON	REP	O	\$15,500	\$9,990	\$878,439	\$836,224
14	ADAMS, KENNETH MAHLON	REP	O	\$39,999	\$44,997	\$780,306	\$780,277
	JOHNSTON, HARRY A II	DEM	O	\$15,000	\$34,941	\$974,743	\$971,883
15	KUHLE, MICHAEL ALFRED	DEM	C	\$1,075	\$22,500	\$48,633	\$36,084
	SHAW, E CLAY JR	REP	I	\$2,004	\$0	\$348,233	\$455,578
16	SMITH, JOSEPH DR	REP	C	\$0	\$0	\$15,325	\$15,325
	SMITH, LAWRENCE JACK	DEM	I	\$332	\$5,080	\$66,164	\$55,473

Dist	Name	Party	Inc Chl Opn	Party Contributions	Coordinated Expenditures	Receipts	Disbursements
FLORIDA							
17	LEHMAN, WILLIAM	DEM	I	\$0	\$0	\$324,062	\$257,487
18	PEPPER, CLAUDE	DEM	I	\$242	\$1,311	\$434,858	\$405,551
19	FASCELL, DANTE B	DEM	I	\$215	\$0	\$490,976	\$337,596
	ROCHETEAU, RALPH CARLOS	REP	C	\$0	\$0	\$4,600	\$4,907
GEORGIA							
1	HEREDITH, JOHN CHRISTIAN	REP	C	\$7,960	\$0	\$40,511	\$40,461
	THOMAS, ROBERT LINDSAY	DEM	I	\$384	\$7,052	\$339,987	\$337,048
2	HUDGENS, RALPH TERRY	DEM	C	\$6,660	\$19,978	\$132,230	\$129,741
	HATCHER, CHARLES FLOYD	DEM	I	\$651	\$9,157	\$348,158	\$368,470
3	RAY, RICHARD B	DEM	I	\$0	\$480	\$281,295	\$256,751
4	JONES, BEN LEWIS	DEM	C	\$14,999	\$14,628	\$522,594	\$516,737
	SWINDALL, PATRICK L	REP	I	\$13,621	\$47,044	\$558,724	\$696,301
5	TIBBS, JAMES W DR	REP	C	\$0	\$0	\$6,560	\$6,047
	LEWIS, JOHN ROBERT	DEM	I	\$242	\$4,116	\$193,584	\$101,540
6	WORLEY, DAVID J	DEM	C	\$10,361	\$36,500	\$354,847	\$358,354
	GINGRICH, NEWTON LEROY	REP	I	\$9,300	\$52,597	\$851,786	\$838,708
7	DARDEN, GEORGE (BUDDY)	DEM	X	\$574	\$2,232	\$448,399	\$382,281
8	LAMUTT, ROBERT BRUCE	REP	C	\$5,067	\$0	\$60,926	\$61,002
9	ROWLAND, JAMES ROY JR	DEM	I	\$506	\$0	\$261,545	\$195,895
	JENKINS, EDGAR L	DEM	I	\$158	\$0	\$453,174	\$405,040
10	HOFFMAN, CHARLES JOSEPH	REP	C	\$6,299	\$0	\$84,737	\$65,084
	BARNARD, DRUIE DOUGLAS JR	DEM	I	\$2,000	\$0	\$285,060	\$193,123
	MYERS, MARK STEVEN	REP	C	\$0	\$0	\$7,375	\$7,257
GUAM							
0	BLAZ, BEN GARRIDO	REP	I	\$6,938	\$5,238	\$77,717	\$70,397
	PANGELINAN, VICENTE (BEN) CABRERA	DEM	C	\$0	\$0	\$35,112	\$34,959
HAWAII							
1	SAIKI, PATRICIA FUKUDA	REP	C	\$6,934	\$23,441	\$708,391	\$686,165
2	BITERMAN, MARY GAYLE FOLEY	DEM	C	\$0	\$0	\$681,410	\$638,351
	AKAKA, DANIEL KAHIKIMA	DEM	I	\$170	\$0	\$255,470	\$153,163
IDAHO							
1	CRAIG, LARRY E	REP	I	\$2,376	\$0	\$356,033	\$361,113
2	GIVENS, JEANNE	DEM	C	\$4,753	\$236	\$117,516	\$116,109
	WATKINS, DANE H	REP	C	\$17,997	\$45,204	\$205,847	\$206,922
	STALLINGS, RICHARD HOWARD	DEM	I	\$14,998	\$32,439	\$498,997	\$502,083
ILLINOIS							
1	EVANS, STEPHEN J	REP	C	\$0	\$0	\$0	\$0
2	HAYES, CHARLES A REP	DEM	I	\$0	\$0	\$158,460	\$153,405
	SAVAGE, GUS	DEM	I	\$168	\$0	\$240,244	\$242,487
3	HESPEL, WILLIAM T	REP	C	\$0	\$0	\$6,167	\$6,392
4	MCCARTHY, JOSEPH J	REP	C	\$10	\$0	\$83,234	\$81,325
5	RUSSO, MARTIN A	DEM	I	\$0	\$14,122	\$558,458	\$558,273
	SANGHEISTER, GEORGE EDWARD	DEM	C	\$14,050	\$19,984	\$378,294	\$359,942
	DAVIS, JACK	REP	I	\$19,996	\$50,273	\$388,118	\$348,339
	HOLOWINSKI, JOHN J	REP	C	\$181	\$0	\$55,457	\$55,187
	LIPINSKI, WILLIAM OLIVER	DEM	I	\$364	\$219	\$154,568	\$165,144

Dist	Name	Party	Inc Chl Opn	Party Contributions	Coordinated Expenditures	Receipts	Disbursements
ILLINOIS							
6	HYDE, HENRY JOHN	REP	I	\$3,037	\$0	\$304,349	\$282,183
	ANDRLE, WILLIAM J	DEM	C	\$1,773	\$13,113	\$27,274	\$26,555
7	COLLINS, CARDISS	DEM	I	\$245	\$0	\$235,058	\$127,487
8	ROSTENKOWSKI, DAN	DEM	I	\$242	\$0	\$866,341	\$428,607
	VETTER, V STEPHEN	REP	C	\$0	\$0	\$0	\$0
	YATES, SIDNEY R	DEM	I	\$0	\$0	\$126,705	\$122,900
9	SOHN, HERBERT MD	REP	C	\$160	\$0	\$41,986	\$36,837
10	FRIEDMAN, EUGENE F	DEM	C	\$0	\$24,780	\$62,786	\$62,560
	PORTER, JOHN EDWARD	REP	I	\$2,000	\$0	\$245,366	\$212,630
11	GOTTIEB, GEORGE SIMON	REP	C	\$2,660	\$0	\$39,882	\$41,259
	GOTTIEB, GEORGE SIMON	DEM	I	\$0	\$219	\$260,514	\$239,158
12	CRANE, PHILIP MILLER	REP	I	\$2,000	\$0	\$466,894	\$480,460
	LEONARDI, JOHN A	DEM	C	\$0	\$1,051	\$11,798	\$11,957
	FAWELL, HARRIS W	REP	I	\$2,000	\$0	\$292,896	\$289,190
13	CRAIG, EVELYN	DEM	C	\$2,286	\$18,291	\$44,925	\$44,860
14	HASTERT, J DENNIS	REP	I	\$8,836	-\$13	\$361,879	\$334,785
	YOUHANAIE, STEPHEN	DEM	C	\$797	\$0	\$0	\$0
15	MADIGAN, EDWARD R	REP	I	\$3,039	\$0	\$500,508	\$374,760
	CURL, THOMAS J (TOM)	DEM	C	\$200	\$3,977	\$51,246	\$50,785
16	MARTIN, LYNN MORLEY	REP	I	\$2,918	\$0	\$456,255	\$329,598
17	MAHAN, STEVEN E	DEM	C	\$0	\$14,197	\$25,426	\$25,424
	STEWART, WILLIAM E	REP	C	\$1,225	\$0	\$125,065	\$124,993
18	EVANS, LANE ALLEN	DEM	I	\$0	\$3,859	\$461,211	\$471,833
	MICHEL, ROBERT H	REP	I	\$6,310	\$2,525	\$877,026	\$861,969
19	STEPHENS, G DOUGLAS	DEM	C	\$5,410	\$11,269	\$242,746	\$231,511
	BRUCE, TERRY L	DEM	I	\$252	\$8,709	\$457,955	\$193,205
20	KERANS, ROBERT F	REP	C	\$127	\$0	\$12,313	\$11,851
	JURGENS, PAUL EUGENE	REP	C	\$148	\$0	\$58,532	\$57,708
21	DURBIN, RICHARD JOSEPH	DEM	I	\$686	\$12,845	\$373,425	\$257,591
	GAFFNER, ROBERT H	REP	C	\$1,137	\$207	\$52,329	\$69,486
22	COSTELLO, JERRY F	DEM	I	\$10,000	\$72,460	\$285,503	\$394,412
	POSHARD, GLENDAL W	DEM	O	\$9,999	\$22,025	\$430,248	\$392,791
	KELLEY, PATRICK J	REP	O	\$8,298	\$45,406	\$81,763	\$80,675
INDIANA							
1	VISCLOSKY, PETER J	DEM	I	\$0	\$354	\$222,620	\$141,855
2	CRUMPACKER, OWEN W.	REP	C	\$0	\$0	\$0	\$0
	PENCE, MICHAEL RICHARD	REP	C	\$18,989	\$44,998	\$381,667	\$379,342
3	SHARP, PHILIP R	DEM	I	\$5,000	\$5,645	\$465,414	\$444,422
	WARD, THOMAS W	DEM	C	\$16,675	\$27,697	\$586,342	\$584,006
4	HILER, JOHN PATRICK	DEM	I	\$11,543	\$37,994	\$971,929	\$1,085,140
	COATS, DANIEL R	REP	I	\$2,651	\$0	\$351,827	\$266,016
5	LONG, JILL LYNETTE	DEM	C	\$11,829	\$0	\$111,944	\$111,649
	WILLIAMS, PATRICIA LEE	REP	C	\$24,147	\$42,012	\$247,010	\$244,985
6	JONTZ, JAMES	DEM	I	\$5,590	\$38,959	\$721,637	\$689,086
	HOLLAND, GEORGE THOMAS	DEM	C	\$0	\$0	\$12,319	\$11,743
	BURTON, DANNY LEE	REP	I	\$3,011	\$0	\$383,915	\$333,725

Dist	Name	Party	Inc Chl Opn	Party Contributions	Coordinated Expenditures	Receipts	Disbursements
INDIANA							
7	MYERS, JOHN T	REP	I	\$2,000	\$0	\$177,933	\$169,926
	WATERFILL, MARK R	DEM	C	\$275	\$0	\$67,889	\$67,591
8	MCCLOSKEY, FRANK	DEM	I	\$12,499	\$28,369	\$549,096	\$551,484
	MYERS, JOHN L	REP	C	\$8,999	\$17,018	\$132,638	\$130,243
9	HAMILTON, LEE H CONGRESSMAN	DEM	I	\$0	\$1,457	\$369,547	\$333,957
	COATES, FLOYD EUGENE	REP	C	\$148	\$0	\$0	\$0
10	CUMHINGS, JAMES	REP	C	\$7,000	\$0	\$45,743	\$42,857
	JACOBS, ANDREW JR	DEM	I	\$0	\$0	\$35,731	\$35,786
IOWA							
1	LEACH, JIM	REP	I	\$6,327	\$0	\$206,618	\$218,707
2	GLUBA, BILL (WILLIAM E)	DEM	C	\$705	\$11,104	\$62,395	\$59,204
	TABOR, ERIC JON	DEM	C	\$14,130	\$11,576	\$259,207	\$258,106
3	TAUKE, THOMAS JOSEPH	REP	I	\$4,117	\$0	\$601,558	\$581,514
	NAGLE, DAVID R	DEM	I	\$15,003	\$28,088	\$608,264	\$596,950
4	REDFERN, DONALD B	REP	C	\$15,907	\$44,998	\$262,188	\$261,911
	LUNDE, PAUL	REP	C	\$511	\$7,087	\$205,035	\$83,474
5	SMITH, NEAL E	REP	I	\$5,234	\$0	\$478,842	\$420,730
	LIGHTFOOT, JAMES ROSS	DEM	C	\$5,152	\$3,914	\$133,183	\$131,599
6	FREUND, GENE	DEM	C	\$2,862	\$5,930	\$174,475	\$175,951
	O'BRIEN, DAVID ALFRED	DEM	C	\$13,965	\$11,150	\$527,487	\$523,108
	GRANDY, FREDRICK LAWRENCE	REP	I	\$0	\$0	\$0	\$0
KANSAS							
1	ROBERTS, PAT	REP	I	\$2,088	\$0	\$191,584	\$81,140
2	HEINHARDT, PHIL	REP	C	\$15,010	\$0	\$110,209	\$110,318
	SLATTERY, JAMES CHARLES	DEM	I	\$97	\$215	\$453,832	\$388,866
3	MEYERS, JAN	REP	I	\$2,000	\$0	\$201,229	\$234,583
	KUNST, LIONEL	DEM	C	\$0	\$200	\$13,483	\$13,483
4	THOMPSON, LEE	REP	C	\$10,139	\$0	\$149,704	\$149,035
	GLICKMAN, DANIEL ROBERT	DEM	I	\$0	\$5,730	\$562,266	\$545,755
5	BARNES, JOHN A	DEM	C	\$0	\$0	\$0	\$0
	WHITTAKER, ROBERT R "BOB"	REP	I	\$1,468	\$0	\$222,261	\$117,312
KENTUCKY							
1	HUBBARD, CARROLL JR	DEM	I	\$5,000	\$0	\$518,338	\$546,908
2	NATCHER, WILLIAM H	DEM	I	\$0	\$0	\$8,397	\$8,397
	TORI, MARTIN A	REP	C	\$1,185	\$0	\$84,270	\$84,102
3	DUNNAGAN, PHILIP JAMES	REP	C	\$192	\$0	\$6,916	\$4,931
	MAZZOLI, ROMANO L	DEM	I	\$221	\$215	\$378,438	\$371,431
4	HELLES, RICHARD V.	DEM	C	\$1,200	\$61	\$23,752	\$23,636
	BUNNING, JIM	REP	I	\$2,138	\$0	\$593,585	\$468,870
5	ROGERS, HAROLD DALLAS	REP	I	\$4,349	\$0	\$177,242	\$119,720
6	PATTON, MILTON	REP	C	\$53	\$0	\$41,638	\$41,610
	HOPKINS, LARRY JONES	REP	C	\$2,382	\$0	\$356,281	\$295,333
7	SCOTT, WILLIAM THOMPSON ("WILL")	REP	I	\$13,998	\$44,946	\$435,370	\$432,403
	PERKINS, CARL CHRISTOPHER	DEM	I	\$0	\$11,722	\$18,749	\$411,699
LOUISIANA							
1	MUSTAKAS, GEORGE T II	DEM	C	\$0	\$0	\$102,880	\$99,065
	LIVINGSTON, ROBERT L	REP	I	\$1,484	\$0	\$262,408	\$555,058
	HONIG, ERIC	DEM	C	\$254	\$0	\$27,006	\$26,106

Dist	Name	Party	Inc	Party	Coordinated	Receipts	Disbursements
			chl	Contributions	Expenditures		
			Opn				
LOUISIANA							
2	JOHNSON, ROGER C "CAPTAIN"	REP	C	\$0	\$0	\$266,033	\$0
	BOGGS, LINDY HALE MRS	DEM	I	\$0	\$55	\$252,835	\$252,835
3	TAUZIN, WILBERT JOSEPH II	DEM	I	\$0	\$0	\$347,890	\$707,085
	CLEMENT, MILLARD	DEM	C	\$0	\$0	\$0	\$0
4	BRIGGS, ROBERT "BOB"	DEM	C	\$0	\$0	\$50	\$127
	ROEMER, ADELINE MCDADE	DEM	C	\$0	\$0	\$176,655	\$175,450
	MCCRERY, JAMES OTIS III	REP	I	\$10,222	\$34,589	\$334,893	\$286,813
5	WRIGHT, JACK	DEM	C	\$0	\$0	\$9,021	\$9,007
	ROARK, BRADLEY THOMASON	REP	C	\$0	\$0	\$0	\$0
	HUCKABY, THOMAS JERALD (JERRY)	DEM	I	\$0	\$0	\$266,854	\$194,021
6	BAKER, RICHARD HUGH	REP	I	\$1,450	\$0	\$287,230	\$270,899
7	HAYES, JAMES ALISON	DEM	I	\$0	\$252	\$304,917	\$268,116
8	WILLIAMS, FAYE	DEM	C	\$8,257	\$18,081	\$493,951	\$461,763
	HOLLOWAY, CLYDE C	REP	I	\$27,071	\$44,883	\$690,080	\$629,950
MAINE							
1	BRENNAN, JOSEPH EDWARD	DEM	I	\$4,999	\$20,855	\$493,951	\$464,541
2	O'NEARA, EDWARD S JR	REP	C	\$14,999	\$44,963	\$291,632	\$286,699
	HAYES, KENNETH P	DEM	C	\$10,850	\$4,987	\$69,218	\$68,857
	SNOWE, OLYMPIA J	REP	I	\$2,183	\$0	\$229,929	\$202,317
MARYLAND							
1	DYSON, ROY CONGRESSMAN	DEM	I	\$10,500	\$17,497	\$691,251	\$684,204
	GILCREST, WAYNE THOMAS	REP	C	\$10,998	\$45,005	\$119,429	\$118,568
2	BENTLEY, HELEN DELICH	REP	I	\$8,276	\$0	\$850,900	\$782,796
	BARTENFELDER, JOSEPH	DEM	C	\$0	\$0	\$69,042	\$65,023
3	CARDIN, BENJAMIN LOUIS	DEM	I	\$265	\$3,465	\$405,789	\$354,701
	PIERPONT, ROSS E DR	REP	C	\$6,999	\$0	\$50,364	\$48,101
4	MCMLLEN, C THOMAS	DEM	I	\$0	\$4,335	\$730,652	\$599,881
	MCCLANAHAN, BRADLYN	REP	C	\$0	\$0	\$0	\$0
5	SELLNER, JOHN EUGENE	REP	C	\$0	\$8,065	\$490,736	\$416,187
6	HOYER, STENY HAMILTON	DEM	I	\$0	\$0	\$218,098	\$213,554
	BYRON, BEVERLY B	DEM	I	\$96	\$0	\$0	\$0
7	HALSEY, KENNETH W	REP	C	\$0	\$0	\$130,466	\$110,565
	MFUME, KWEISI	DEM	I	\$170	\$57	\$829,437	\$821,574
8	MORELLA, CONSTANCE A	REP	I	\$9,998	\$44,796	\$461,358	\$460,847
	FRANCHOT, PETER	DEM	C	\$14,999	\$24,367	\$0	\$0
MASSACHUSETTS							
1	ARDEN, JOHN R	DEM	C	\$0	\$200	\$772	\$472
	CONTE, SILVIO O	REP	I	\$2,000	\$0	\$142,186	\$131,566
2	NEAL, RICHARD E	DEM	O	\$0	\$0	\$352,265	\$268,094
3	EARLY, JOSEPH DANIEL	DEM	I	\$0	\$0	\$222,053	\$205,989
4	TUCKER, DEBRA R	REP	C	\$1,657	\$0	\$34,528	\$34,368
	FRANK, BARNEY	DEM	I	\$158	\$0	\$433,142	\$343,097
5	ATKINS, CHESTER GREENOUGH	DEM	I	\$0	\$0	\$359,508	\$344,930
6	MCCARTHY, PAUL	REP	C	\$1,977	\$0	\$62,747	\$63,013
	MAVROULES, NICHOLAS	DEM	I	\$0	\$0	\$349,184	\$337,199
7	MARKEY, EDWARD JOHN	DEM	I	\$0	\$0	\$484,319	\$134,388

Dist	Name	Party	Inc Chl Opn	Party Contributions	Coordinated Expenditures	Receipts	Disbursements
MASSACHUSETTS							
8	FISCUS, GLENA WILLIAM	REP	C	\$100	\$0	\$20,228	\$17,288
	KENNEDY, JOSEPH P II	DEM	I	\$547	\$0	\$1,410,819	\$1,186,852
9	HOAKLEY, JOHN JOSEPH	DEM	I	\$221	\$0	\$385,654	\$273,488
10	STUDDS, GERRY EASTMAN	DEM	I	\$0	\$85	\$243,095	\$235,946
	BRYAN, JON LANCE	REP	C	\$3,010	\$0	\$122,953	\$121,056
11	GILLERAN, MICHAEL C	REP	C	\$250	\$0	\$32,837	\$31,855
	DONNELLY, BRIAN	DEM	I	\$0	\$0	\$272,273	\$167,960
MICHIGAN							
1	CONYERS, JOHN JR	DEM	I	\$375	\$91	\$151,676	\$124,823
	ASHE, WILLIAM ANTHONY	REP	C	\$10	\$0	\$0	\$0
2	POLLACK, LANA D	DEM	I	\$15,104	\$31,939	\$764,491	\$750,493
3	WOLPE, HOWARD E	REP	I	\$12,629	\$45,023	\$811,384	\$876,779
4	ALLGAIER, CALVIN JEROME	DEM	I	\$18,219	\$10,773	\$576,393	\$600,940
	RIVERS, NORMAN J	REP	C	\$13,393	\$42,690	\$165,710	\$164,856
	UPTON, FREDERICK STEPHEN	DEM	C	\$200	\$200	\$8,629	\$8,577
5	HENRY, PAUL B	REP	I	\$7,721	\$0	\$422,884	\$323,829
	CATCHICK, JAMES H	DEM	C	\$5,103	\$0	\$387,878	\$309,436
6	SCHULTZ, SCOTT T	DEM	C	\$5,749	\$0	\$58,294	\$50,976
	CARR, BOB	DEM	I	\$10,170	\$11,157	\$82,562	\$81,586
7	KILDEE, DALE E	DEM	I	\$14,999	\$37,635	\$534,741	\$504,217
	COAD, JEFF	REP	C	\$0	\$0	\$152,246	\$150,594
8	TRAXLER, BOB	DEM	I	\$1,899	\$0	\$1,310	\$1,310
9	BUHL, LLOYD FRANK	DEM	I	\$3,502	\$157	\$238,000	\$128,400
10	VANDER JAGT, GUY A	REP	I	\$2,814	\$0	\$4,847	\$2,188
	GAWRON, DAVID JOHN	DEM	C	\$4,574	\$0	\$456,633	\$450,801
	SCHUETTE, WILLIAM D	REP	C	\$1,000	\$254	\$15,516	\$14,986
	FORBES, MATHIAS G	DEM	I	\$10,034	\$551	\$782,377	\$728,533
11	IRWIN, MITCH	REP	C	\$12,677	\$45,848	\$582,616	\$680,819
12	BONIOR, DAVID E	DEM	I	\$20,650	\$33,555	\$417,196	\$415,660
	CROCKETT, GEORGE WILLIAM JR	DEM	C	\$355	\$13,493	\$475,462	\$434,200
13	SAVAGE, JOHN W II	REP	C	\$14,615	\$45,243	\$156,003	\$155,291
	HERTEL, DENNIS M	DEM	I	\$0	\$0	\$97,827	\$84,024
14	MC NEALY, KENNETH C	REP	C	\$10,980	\$3,000	\$4,050	\$5,400
15	ADKINS, BURL CLARENCE	REP	C	\$2,568	\$0	\$251,004	\$137,560
	FORD, WILLIAM D	DEM	I	\$4,091	\$0	\$3,525	\$3,537
16	DINGELL, JOHN D	DEM	I	\$221	\$0	\$8,022	\$7,993
17	FLESSLAND, DENNIS M.	REP	C	\$200	\$300	\$335,331	\$234,435
	LEVIN, SANDER	DEM	I	\$0	\$0	\$613,770	\$462,180
18	BROOMFIELD, WILLIAM S	REP	I	\$150	\$0	\$300,654	\$233,421
	KOHUT, GARY L.	DEM	C	\$5,585	\$0	\$235,699	\$77,169
	PENNY, TIMOTHY J	DEM	C	\$25	\$1,024	\$9,460	\$9,459
MINNESOTA							
1	SCHRIMPF, CURTIS EDWIN	DPL	I	\$0	\$4,191	\$284,554	\$165,016
		REP	C	\$3,650	\$0	\$86,090	\$85,532

Dist	Name	Party	Chl	Inc	Party Contributions	Coordinated Expenditures	Receipts	Disbursements
			Opn					
MINNESOTA								
2	PETERSON, DOUGLAS PAUL	DEM	C		\$1,354	\$16,200	\$154,006	\$152,295
	WEBER, VIN	REP	I		\$4,735	\$219	\$728,427	\$623,776
3	FRENZEL, BILL	REP	I		\$1,229	\$0	\$497,281	\$381,646
	CARLSON, DAVID WILLIAM	DEM	C		\$2,194	\$0	\$21,261	\$21,233
4	VENTO, BRUCE F	DEM	I		\$404	\$7,000	\$268,237	\$216,172
	MATLAND, IAN HAMILTON	REP	C		\$180	\$0	\$36,998	\$35,789
5	SABO, MARTIN OLAV	DEM	I		\$608	\$0	\$363,965	\$281,455
	GILBERTSON, RAYMOND CHARLES	REP	C		\$91	\$0	\$21,776	\$16,915
6	PLOETZ, RAY (RAYMOND CHARLES)	REP	C		\$14,127	\$0	\$103,945	\$100,941
	SIKORSKI, GERRY	DFL	I		\$0	\$2,175	\$547,198	\$320,437
7	HANSON, MARV	DEM	C		\$8,000	\$11,228	\$289,694	\$288,782
	STANGELAND, ARLAN I	REP	I		\$10,037	\$46,302	\$659,007	\$693,429
8	SHUSTER, GERALD ALLEN	REP	C		\$1,000	\$0	\$7,744	\$7,743
	OBERSTAR, JAMES L	DEM	I		\$0	\$6,982	\$281,331	\$157,802
MISSISSIPPI								
1	BUSH, JIM	REP	C		\$0	\$0	\$0	\$0
	WHITTEN, JAMIE LLOYD	DEM	I		\$0	\$0	\$175,925	\$58,370
2	ESPY, ALPHONSO MICHAEL	DEM	I		\$4,999	\$25,425	\$880,227	\$86,540
	COLEMAN, JACK	REP	C		\$34,997	\$44,999	\$226,486	\$225,873
3	MONTGOMERY, GILLESPIE V (SONNY)	DEM	I		\$0	\$0	\$148,077	\$116,761
	BOURLAND, JIMMIE RAY	REP	C		\$500	\$0	\$671	\$671
4	COLLINS, THOMAS EDWARD III	REP	O		\$46,982	\$45,874	\$409,568	\$408,114
	PARKER, PAUL MICHAEL "MIKE"	DEM	O		\$15,999	\$27,001	\$844,541	\$843,142
5	TAYLOR, GARY EUGENE (GENE)	DEM	O		\$4,999	\$13,613	\$171,453	\$165,041
	SMITH, LARKIN I	REP	O		\$17,499	\$20,588	\$588,552	\$569,830
MISSOURI								
1	CLAY, WILLIAM LACEY	DEM	I		\$0	\$0	\$178,594	\$134,200
	SCHWAN, JOSEPH A	REP	C		\$0	\$0	\$0	\$0
2	FEIGENBAUM, BOB	DEM	C		\$127	\$3,965	\$255,142	\$254,492
	BUECHNER, JOHN W JACK	REP	I		\$9,209	\$21,171	\$721,239	\$693,850
3	GEHARDT, RICHARD A	DEM	I		\$219	\$337	\$513,893	\$512,206
	HEARNE, MARK F "THOR"	REP	C		\$4,500	\$0	\$209,102	\$202,524
4	EYERLY, DAVID	REP	C		\$0	\$0	\$0	\$0
	SKELTON, IKE	DEM	I		\$157	\$75	\$314,323	\$273,316
5	WHEAT, ALAN	DEM	I		\$0	\$0	\$304,915	\$240,623
	LOBB, MARY ELLEN	REP	C		\$160	\$0	\$15,658	\$14,636
6	HUGHES, DOUGLAS R	DEM	C		\$1,368	\$13,172	\$199,256	\$198,617
	COLEMAN, E THOMAS	REP	I		\$5,800	\$0	\$305,961	\$341,344
7	BACON, MAX EDMOND	DEM	O		\$10,000	\$12,390	\$219,441	\$215,064
	HANCOCK, MELTON D "MEL"	REP	O		\$14,998	\$44,997	\$373,434	\$338,125
8	EMERSON, N WILLIAM	REP	I		\$19,922	\$45,000	\$850,739	\$788,792
	CRYTS, PHILIP WAYNE	DEM	C		\$16,624	\$16,405	\$516,662	\$516,240
9	DUDLEY, KENNETH AMBERT	REP	C		\$0	\$0	\$9,561	\$9,565
	VOLKMER, HAROLD LEE	DEM	I		\$0	\$1,260	\$300,348	\$210,841
MONTANA								
1	WILLIAMS, PAT	DEM	I		\$0	\$0	\$279,856	\$260,276
	FENLASON, JAMES J	REP	C		\$4,999	\$0	\$106,821	\$106,808

Dist	Name	Party	Incl	Party	Coordinated	Receipts	Disbursements
			Chl	Contributions	Expenditures		
			Opn				
MONTANA							
2	O'BRIEN, RICHARD S "BUCK"	DEM	C	\$15,500	\$29,680	\$396,369	\$394,102
	MARLENEE, RON C	REP	I	\$8,903	\$32,806	\$416,031	\$380,928
NEBRASKA							
1	BEREUTER, DOUGLAS K	REP	I	\$8,591	\$0	\$215,704	\$221,530
	JONES, WARREN D (CORKY)	DEM	C	\$0	\$0	\$97,118	\$96,278
2	HOAGLAND, PETER	DEM	O	\$14,499	\$44,642	\$860,865	\$858,762
	SCHENKEN, JERRY	REP	O	\$16,898	\$45,603	\$1,162,918	\$1,158,294
3	RACEK, JOHN D	DEM	C	\$1,900	\$0	\$16,590	\$16,588
	SMITH, VIRGINIA DODD	REP	I	\$8,473	\$0	\$271,730	\$229,109
NEVADA							
1	BILBRAY, JAMES H	DEM	I	\$11,000	\$28,530	\$669,014	\$652,199
	LUSK, LUCILLE	REP	C	\$9,629	\$0	\$148,957	\$147,891
2	VUCANOVICH, BARBARA F	REP	I	\$19,393	\$44,744	\$608,009	\$614,853
	SPOO, JAMES LEE	DEM	C	\$9,998	\$32,067	\$434,976	\$430,155
NEW HAMPSHIRE							
1	KEEFE, JOSEPH F	DEM	C	\$106	\$5,218	\$263,897	\$262,896
2	SMITH, ROBERT C	REP	I	\$10,102	\$21,845	\$364,198	\$333,695
	DOUGLAS, CHARLES G III	REP	O	\$30,003	\$45,472	\$735,185	\$730,803
	DONCHESS, JAMES W	DEM	O	\$10,057	\$12,704	\$532,390	\$519,336
NEW JERSEY							
1	FLORIO, JAMES JOSEPH	DEM	I	\$158	\$19,444	\$790,850	\$924,427
	CRISTAUDO, FRANK A	REP	C	\$136	\$0	\$55,802	\$55,301
2	CONOVER, KIRK W	REP	C	\$91	\$0	\$47,551	\$47,182
3	HUGHES, WILLIAM J	DEM	I	\$0	\$10,000	\$283,532	\$235,629
	PALLONE, FRANK JR	DEM	O	\$14,999	\$56,895	\$681,073	\$678,647
4	AZZOLINA, JOSEPH	REP	O	\$39,780	\$91,036	\$998,854	\$981,865
	SMITH, CHRISTOPHER H	REP	I	\$6,000	\$17,091	\$329,835	\$252,823
5	HOLLAND, BETTY	DEM	C	\$253	\$0	\$55,145	\$53,964
	MONACO, LEOPOLD ANTHONY	DEM	C	\$254	\$0	\$28,134	\$28,137
6	ROUKEMA, MARGE	REP	I	\$2,000	\$5,000	\$406,469	\$400,555
	DWYER, BERNARD J	DEM	I	\$0	\$0	\$136,330	\$123,632
7	SICA, PETER J	REP	C	\$0	\$0	\$39,483	\$38,919
	RINALDO, MATTHEW J	REP	C	\$2,141	\$0	\$607,728	\$370,387
8	HELY, JAMES	DEM	I	\$1,425	\$0	\$490,884	\$267,609
	TORRICELLI, ROBERT G	DEM	I	\$161	\$0	\$669,466	\$403,059
9	LANE, ROGER	REP	C	\$0	\$0	\$59,127	\$57,260
	WEBB, MICHAEL	REP	O	\$5,056	\$216	\$545,049	\$413,338
10	PAYNE, DONALD M	DEM	O	\$0	\$0	\$0	\$0
11	SHAW, JOHN C	DEM	C	\$2,055	\$0	\$531,548	\$490,751
	GALLO, DEAN A	REP	I	\$2,000	\$0	\$1,211,060	\$1,333,882
12	COURTER, JAMES A	REP	I	\$0	\$0	\$17,334	\$17,334
	WEINSTEIN, NORMAN J	DEM	C	\$0	\$0	\$0	\$0
13	SMITH, JAMES B	DEM	C	\$2,039	\$0	\$491,036	\$411,620
	SAXTON, H JAMES	REP	I	\$157	\$1,630	\$552,280	\$369,578
14	GUARINI, FRANK J	DEM	I	\$0	\$0	\$0	\$0
	THEENLING, FRED J JR	REP	C	\$0	\$0	\$0	\$0

Dist	Name	Party	Inc Chi Opn	Party Contributions	Coordinated Expenditures	Receipts	Disbursements
NEW MEXICO							
1	UDALL, THOMAS STEWART	DEM	O	\$10,000	\$16,138	\$580,819	\$576,677
	SCHIFF, STEVEN H	REP	O	\$39,999	\$44,998	\$563,429	\$559,134
2	SKEEN, JOSEPH RICHARD	REP	I	\$3,307	\$0	\$143,944	\$67,727
3	RICHARDSON, BILL	DEM	I	\$0	\$565	\$456,787	\$267,633
	SALAZAR, CECILIA M	REP	C	\$5,250	\$0	\$41,648	\$41,669
NEW YORK							
1	ROMAINE, EDWARD PETER	REP	C	\$15,239	\$45,077	\$218,458	\$217,971
	HOCHBRUECKNER, GEORGE J	DEM	I	\$9,998	\$22,355	\$734,684	\$732,956
2	CARDINO, JOSEPH JR	REP	C	\$216	\$0	\$52,912	\$35,057
	DOWNY, THOMAS J	DEM	I	\$660	\$0	\$896,625	\$627,584
3	MRAZEK, ROBERT J	DEM	I	\$1,120	\$1,346	\$447,902	\$364,087
	PREVIDI, ROBERT	REP	C	\$5,010	\$91	\$93,063	\$90,892
4	GOBAN, FRANCIS T	DEM	C	\$200	\$0	\$5,427	\$4,715
	LENT, NORMAN FREDERICK	REP	I	\$2,000	\$0	\$589,323	\$436,310
5	MCGRATH, RAYMOND J	REP	I	\$3,508	\$0	\$502,509	\$337,792
	KELLY, WILLIAM G	DEM	C	\$254	\$0	\$37,167	\$35,627
6	FLAKE, FLOYD H	DEM	I	\$158	\$3,987	\$344,391	\$370,236
7	ACKERMAN, GARY L	DEM	I	\$664	\$0	\$280,467	\$142,041
8	SCHUEER, JAMES H	DEM	I	\$219	\$0	\$77,854	\$98,919
9	MANTON, THOMAS JOSEPH	DEM	I	\$0	\$0	\$424,381	\$256,832
10	POPIELARSKI, GEORGE S	REP	C	\$0	\$0	\$437,574	\$87,129
	SCHUMER, CHARLES E	DEM	I	\$219	\$0	\$253,860	\$265,034
11	HUSSAIN, RIAZ B	REP	C	\$0	\$0	\$27,722	\$278,709
	TOWNS, EDOLPHUS	REP	C	\$0	\$0	\$7,507	\$7,099
12	AUGUSTIN, OWEN	REP	C	\$462	\$0	\$198,529	\$188,584
	OWENS, MAJOR ROBERT	DEM	I	\$0	\$0	\$0	\$0
13	CURCI, ANTHONY N	REP	C	\$0	\$0	\$899,313	\$553,532
	SOLARZ, STEPHEN J	DEM	I	\$0	\$0	\$217,952	\$211,796
14	MOLINARI, GUY V	REP	I	\$14,000	\$19,229	\$210,868	\$218,849
	O'DONOVAN, JEROME X	DEM	C	\$5,155	\$150	\$168,508	\$168,380
15	DOUKAS, PETER G	DEM	C	\$0	\$48	\$656,289	\$602,942
	GREEN, BILL	REP	I	\$19,000	\$22,561	\$154,674	\$136,804
16	LEVITT, JOHN	DEM	C	\$200	\$0	\$583,462	\$479,427
	RANGEL, CHARLES B	DEM	I	\$125	\$0	\$3,685	\$2,851
17	ALBERT, MYRNA	REP	C	\$2,000	\$0	\$171,815	\$170,567
	WEISS, TED	DEM	I	\$0	\$0	\$306,376	\$448,391
18	GARCIA, ROBERT 'BOB' CONGRESSMAN	DEM	I	\$0	\$0	\$0	\$0
	BROWN, FRED	REP	C	\$0	\$0	\$187,088	\$183,957
19	ENGEL, ELIOT LANCE	DEM	O	\$0	\$0	\$1,553,890	\$1,567,129
20	DIOGUARDI, JOSEPH J	REP	I	\$4,550	\$44,622	\$1,338,147	\$1,309,873
	LOWEY, NITA M	DEM	C	\$20,000	\$912	\$0	\$0
21	GRUNBERGER, LAWRENCE W	DEM	C	\$0	\$0	\$357,841	\$277,680
	FISH, HAMILTON JR	REP	I	\$3,486	\$0	\$428,176	\$411,056
22	GILMAN, BENJAMIN A	REP	I	\$2,755	\$0	\$0	\$0
	BRAUN, BARBARA ELIZABETH	REP	C	\$0	\$0	\$10,342	\$10,427
	BURLINGHAM, ELEANOR F	DEM	C	\$0	\$0	\$0	\$0

Dist	Name	Party	Inc Chl Opn	Party Contributions	Coordinated Expenditures	Receipts	Disbursements
NEW YORK							
23	BAKAL, PETER M	REP	O	\$0	\$0	\$205,725	\$205,482
	MCRULTY, MICHAEL R	DEM	O	\$0	\$6,538	\$282,373	\$273,505
24	SOLOMON, GERALD B	REP	I	\$9,000	\$0	\$195,033	\$151,276
	BAYE, FRED	DEM	C	\$200	\$0	\$15,957	\$15,936
25	BOEHLERT, SHERWOOD L	REP	I	\$2,980	\$0	\$235,512	\$145,883
26	RAVENS-CROFT, DONALD R	DEM	C	\$200	\$0	\$11,348	\$10,635
	MARTIN, DAVID O'B	DEM	I	\$2,055	\$0	\$120,423	\$120,423
27	POOLER, ROSEMARY S	REP	O	\$5,177	\$14,708	\$643,565	\$647,959
	WALSH, JAMES T	DEM	O	\$9,998	\$45,390	\$610,335	\$594,965
28	MCHUGH, MATTHEW F	DEM	I	\$0	\$0	\$276,595	\$172,905
29	VOGEL, JAMES R	DEM	C	\$0	\$0	\$6,544	\$4,514
	HORTON, FRANK	REP	I	\$2,060	\$0	\$163,751	\$130,597
30	BOUCHARD, JOHN D	REP	C	\$28,997	\$45,848	\$311,470	\$310,704
	SLAUGHTER, LOUISE MCINTOSH	DEM	I	\$4,996	\$39,980	\$778,946	\$802,886
31	SWARTS, DAVID J	DEM	O	\$14,999	\$6,791	\$453,704	\$453,462
	PAXON, L WILLIAM	REP	O	\$24,998	\$45,041	\$688,480	\$688,382
32	LAFALCE, JOHN J	DEM	I	\$167	\$0	\$241,784	\$133,738
	EVERETT, EMIL KRATZER	REP	C	\$463	\$0	\$13,702	\$13,702
33	NOWAK, HENRY J	DEM	I	\$3,457	\$0	\$122,806	\$94,042
34	HOUGHTON, AMORY	REP	I	\$5,000	\$0	\$468,326	\$319,096
NORTH CAROLINA							
1	JONES, WALTER B	DEM	I	\$5,000	\$0	\$141,476	\$82,147
	MOYE, HOWARD DEWITT JR	REP	C	\$5,000	\$0	\$16,758	\$16,758
2	VALENTINE, ITIMOUS THADDEUS JR	DEM	I	\$0	\$0	\$78,527	\$84,671
3	LANCASTER, H MARTIN	DEM	I	\$0	\$0	\$195,992	\$98,956
4	PRICE, DAVID E	DEM	I	\$14,810	\$19,876	\$1,031,004	\$1,006,641
	FETZER, TOM	REP	C	\$11,498	\$30,294	\$754,005	\$753,002
5	GRAY, LYONS	REP	C	\$11,582	\$45,531	\$744,770	\$745,010
	NEAL, STEPHEN L	DEM	I	\$14,999	\$15,179	\$715,578	\$756,115
6	COBLE, JOHN HOWARD	REP	I	\$18,807	\$45,539	\$736,254	\$738,088
	GILMORE, THOMAS ODELL SR	DEM	C	\$8,998	\$28,763	\$586,449	\$583,013
7	ROSE, CHARLES G III	DEM	I	\$5,000	\$0	\$293,187	\$185,039
	HEFNER, W G (BILL)	DEM	I	\$4,000	\$23,103	\$432,432	\$581,888
8	BLANTON, THEODORE ARLAND	REP	C	\$17,498	\$45,388	\$243,901	\$242,782
	SHOLANDER, MARK EARL	DEM	C	\$5,053	\$10,254	\$34,124	\$32,949
9	MCHILLAN, J ALEX	REP	I	\$2,494	\$0	\$512,974	\$443,532
	RHYNE, JACK L	DEM	C	\$5,000	\$22,000	\$44,508	\$44,329
10	BALLEMGER, THOMAS CASS	REP	I	\$3,501	\$33,876	\$322,903	\$302,215
	TAYLOR, CHARLES H	REP	C	\$17,169	\$503,317	\$503,317	\$503,289
11	CLARKE, JAMES MCCLURE	DEM	I	\$15,000	\$12,883	\$507,787	\$494,092
NORTH DAKOTA							
0	SYDNESS, STEVEN KRIS	REP	C	\$24,998	\$12	\$261,883	\$260,727
	DORGAN, BYRON L	DEM	I	\$1,657	\$21,780	\$687,234	\$747,594
OHIO							
1	LUKEN, THOMAS A	DEM	I	\$5,245	\$11,322	\$774,952	\$908,765
	CHABOT, STEVEN J	REP	C	\$26,023	\$47,879	\$262,325	\$262,162

Dist	Name	Party	Inc Chl Opn	Party Contributions	Coordinated Expenditures	Receipts	Disbursements
OHIO							
2	GRADISON, WILLIS D JR	REP	I	\$2,000	\$0	\$197,743	\$125,682
	STIDHAM, CHUCK R	DEM	C	\$0	\$0	\$13,962	\$13,961
3	HALL, TONY P	DEM	I	\$0	\$0	\$216,111	\$182,889
	CRUTCHER, RON	REP	C	\$4,999	\$0	\$50,765	\$49,487
4	OXLEY, MICHAEL G	REP	I	\$2,242	\$0	\$251,619	\$207,157
5	GILLMOR, PAUL E	REP	O	\$21,986	\$61,704	\$745,116	\$769,548
	MURRAY, THOMAS JAMES	DEM	O	\$5,331	\$719,754	\$719,754	\$850,819
6	ROBERTS, GORDON R	DEM	C	\$5,327	\$108	\$43,532	\$43,485
	MCEWEN, BOB	REP	I	\$9,184	\$0	\$787,103	\$884,754
7	SCHIRA, JOHN ALBERT JR	DEM	C	\$253	\$0	\$51,994	\$51,478
	DEWINE, RICHARD MICHAEL	REP	I	\$1,234	\$0	\$312,200	\$299,553
8	LUKENS, DONALD E	REP	I	\$3,011	\$0	\$151,231	\$147,712
	GRIFFIN, JOHN	DEM	C	\$0	\$254	\$0	\$0
9	KAPTUR, MARCY	DEM	I	\$7,144	\$7,144	\$277,724	\$244,030
	CARTIER, ALBERT R	REP	C	\$0	\$0	\$15,765	\$3,846
	HAWKINS, ALFRED G	REP	C	\$0	\$0	\$47,946	\$47,945
10	MILLER, CLARENCE ELLSWORTH	REP	I	\$5,597	\$0	\$129,695	\$99,247
	BUCHANAN, JOHN M	DEM	C	\$200	\$0	\$9,429	\$9,429
11	ECKART, DENNIS E	DEM	I	\$5,000	\$36,129	\$569,638	\$561,070
	MUELLER, MARGARET R	REP	I	\$10	\$0	\$1,014,371	\$863,868
12	BROWN, MARK P	DEM	C	\$0	\$0	\$0	\$0
	KASICH, JOHN R	REP	I	\$2,115	\$0	\$370,579	\$351,517
13	PEASE, DON	DEM	I	\$0	\$126	\$292,904	\$157,632
	BROWN, DEWEY DWIGHT	REP	C	\$192	\$0	\$16,681	\$16,682
14	LANG, LORETA AUGUSTA	REP	C	\$148	\$0	\$13,816	\$13,815
	SAWYER, THOMAS C	DEM	I	\$3,099	\$15,310	\$447,420	\$419,005
15	WYLIE, CHALMERS P	REP	I	\$2,064	\$4,404	\$231,063	\$211,963
	FROELICH, MARK S	DEM	C	\$0	\$0	\$9,910	\$6,682
16	GRAVELY, MELVIN J	DEM	C	\$0	\$0	\$0	\$0
	REGULA, RALPH	REP	I	\$2,060	\$0	\$108,672	\$94,492
17	TRAFICANT, JAMES A JR	DEM	I	\$0	\$0	\$100,063	\$96,003
	LENZ, FREDERICK W	REP	C	\$0	\$0	\$2,406	\$2,391
18	ABRAHAM, WILLIAM C	REP	C	\$1,000	\$0	\$7,233	\$7,095
	APPLEGATE, E DOUGLAS	DEM	I	\$169	\$0	\$120,435	\$86,061
19	FEIGHAN, EDWARD F	DEM	I	\$260	\$760	\$391,199	\$236,086
	ROBERTS, NOEL F	REP	C	\$0	\$0	\$522	\$522
20	SAJNA, MICHAEL	REP	C	\$0	\$0	\$0	\$0
	OAKAR, MARY ROSE	DEM	I	\$3,952	\$157	\$691,256	\$783,180
21	STOKES, LOUIS	DEM	I	\$0	\$0	\$241,646	\$173,534
	ROSKI, FRANKLIN H	REP	C	\$0	\$0	\$0	\$0
OKLAHOMA							
1	GLASSCO, KURT G	DEM	C	\$10,000	\$10,254	\$256,357	\$256,220
	INHOFE, JAMES M	REP	I	\$27,268	\$25,011	\$482,552	\$484,585
2	PHILLIPS, IRA MILTON	REP	C	\$10,523	\$0	\$84,777	\$81,634
	SYNAR, MICHAEL LYNN	DEM	I	\$0	\$0	\$310,865	\$356,705
3	WATKINS, WESLEY WADE	DEM	I	\$0	\$12,500	\$241,418	\$174,437

Dist	Name	Party	Inc Chl Opn	Party Contributions	Coordinated Expenditures	Receipts	Disbursements
OKLAHOMA							
4	MCCURDY, DAVE	DEM	I	\$0	\$0	\$273,015	\$251,956
5	EDWARDS, MICKY	REP	I	\$4,172	\$0	\$340,042	\$318,822
6	MONTGOMERY, TERRY JOE	DEM	C	\$0	\$0	\$460	\$302
	BROWN, MICHAEL D	REP	C	\$15,010	\$0	\$86,210	\$86,209
	ENGLISH, GLENN LEE JR	DEM	I	\$466	\$665	\$385,383	\$306,618
OREGON							
1	MOLANDER, EARL ARVID	REP	C	\$0	\$0	\$10,325	\$11,741
	AUCOIN, LES	DEM	I	\$3,218	\$215	\$724,149	\$542,224
2	TUTTLE, LAURENCE ALLEN	DEM	C	\$1,955	\$13,305	\$207,190	\$208,513
3	SMITH, ROBERT F (BOB)	REP	I	\$9,311	\$0	\$381,363	\$340,643
4	WYDEN, RON	DEM	I	\$321	\$0	\$596,224	\$283,996
	DEFAZIO, PETER A	DEM	I	\$4,747	\$5,816	\$327,640	\$283,068
	HOWARD, JAMES HILO	REP	C	\$0	\$0	\$60,048	\$58,563
5	SMITH, DENNIS A	REP	I	\$5,931	\$44,173	\$476,246	\$559,616
	KOPETSKI, MICHAEL JOSEPH	DEM	C	\$10,235	\$400	\$352,829	\$351,806
PENNSYLVANIA							
1	O'BRIEN, WILLIAM J	REP	C	\$0	\$0	\$4,182	\$1,643
	FOGLIETTA, THOMAS M	DEM	I	\$283	\$5,401	\$335,167	\$234,957
2	HARSCH, RICHARD L	REP	C	\$0	\$0	\$0	\$0
3	GRAY, WILLIAM H III	DEM	I	\$572	\$3,290	\$856,859	\$660,456
4	BORSKI, ROBERT A	DEM	I	\$0	\$671	\$337,723	\$250,480
	MATTHEWS, MARK	REP	C	\$23	\$0	\$23,071	\$23,101
5	KOLTER, JOSEPH P	DEM	I	\$0	\$4	\$175,980	\$90,710
6	JOHNSTON, GORDON R	REP	C	\$0	\$0	\$0	\$0
7	SCHULZE, RICHARD T	REP	I	\$2,212	\$0	\$457,731	\$502,403
8	HADLEY, DONALD A	DEM	C	\$0	\$54	\$0	\$0
9	ERWIN, JAMES R	REP	C	\$160	\$0	\$12,016	\$12,002
10	YATRON, GUS	DEM	I	\$409	\$18,618	\$145,914	\$121,435
11	WELDON, CURT	DEM	I	\$2,013	\$0	\$564,109	\$507,360
12	LANDAU, DAVID EDWARD	DEM	C	\$283	\$0	\$208,712	\$204,482
13	KOSTMAYER, PETER H	DEM	I	\$128	\$39,882	\$1,165,187	\$1,106,112
14	HOWARD, EDWARD L	REP	C	\$29,498	\$44,962	\$506,241	\$507,682
15	SHUSTER, BUD	REP	I	\$2,118	\$0	\$402,210	\$332,647
16	MCDADE, JOSEPH M	REP	I	\$3,477	\$0	\$442,808	\$430,322
17	CORDARO, ROBERT C	DEM	C	\$200	\$0	\$89,674	\$66,299
18	MURTHA, JOHN P	DEM	I	\$138	\$1,865	\$431,513	\$312,553
19	TOMKIN, BERNARD	DEM	I	\$0	\$4,229	\$447,087	\$401,945
20	COUGHLIN, LAWRENCE	DEM	C	\$3,816	\$448	\$62,721	\$60,673
21	CALIGIURI, RICHARD EDWARD	REP	I	\$0	\$0	\$396,262	\$225,412
22	COYNE, WILLIAM J	DEM	C	\$0	\$235	\$168,698	\$80,730
23	RITTER, DONALD L	REP	I	\$12,047	\$47,039	\$759,713	\$752,332
24	REIDMAN, EDWARD D	DEM	C	\$75	\$1,508	\$359,820	\$355,016
25	GUYLL, ERNEST ERIC	DEM	C	\$0	\$200	\$0	\$0
26	WALKER, ROBERT S	REP	I	\$3,028	\$0	\$106,318	\$91,950
27	GEKAS, GEORGE W	REP	I	\$2,577	\$0	\$95,878	\$97,611

Dist	Name	Party	Inc Chl Opn	Party Contributions	Coordinated Expenditures	Receipts	Disbursements
PENNSYLVANIA							
18	NEWMAN, JOHN A	REP	C	\$28	\$0	\$18,928	\$16,587
	WALGREN, DOUG	DEM	I	\$682	\$215	\$389,537	\$321,074
19	RITCHIEY, PAUL EDWARD	DEM	C	\$0	\$54	\$5,304	\$5,303
	GOODLING, WILLIAM F	REP	I	\$2,441	\$0	\$54,123	\$57,091
20	GAYDOS, JOSEPH M	DEM	I	\$188	\$120	\$184,634	\$137,023
21	RIDGE, THOMAS JOSEPH	REP	I	\$4,464	\$0	\$419,770	\$370,619
	ELDER, GEORGE R H	DEM	C	\$0	\$0	\$0	\$0
22	MURPHY, AUSTIN J	DEM	I	\$90	\$90	\$173,164	\$183,335
	HODGISS, WILLIAM	REP	C	\$148	\$0	\$4,780	\$0
23	SHAKESPEARE, HOWARD	DEM	C	\$200	\$25,000	\$108,104	\$106,463
	CLINGER, WILLIAM F JR	REP	I	\$3,148	\$0	\$405,262	\$336,774
PUERTO RICO							
0	FUSTER, JAIME B	DEM	I	\$219	\$0	\$220,263	\$223,069
RHODE ISLAND							
1	ST GERMAIN, FERNAND J	DEM	I	\$158	\$1,528	\$668,963	\$801,289
	MACHLEY, RONALD KEITH	REP	C	\$29,998	\$45,830	\$417,449	\$385,402
2	SCHNEIDER, CLAUDINE C	REP	I	\$5,967	\$0	\$419,633	\$443,267
	MORGENTHAU, RUTH S	DEM	C	\$342	\$978	\$332,150	\$328,335
SOUTH CAROLINA							
1	TILLMAN, WHEELER MELLETT	DEM	C	\$0	\$0	\$82,118	\$82,035
	RAVENEL, ARTHUR JR	REP	I	\$2,508	\$0	\$273,828	\$118,702
2	SPENCE, FLOYD DAVIDSON	REP	I	\$11,535	\$44,668	\$363,171	\$369,698
	LEVENTIS, JAMES C	DEM	C	\$24,999	\$30,814	\$389,570	\$378,469
3	DERRICK, BUTLER C JR	DEM	I	\$0	\$10,982	\$579,468	\$641,429
	JORDAN, HENRY SPEIR JR MD	REP	C	\$13,496	\$41,420	\$354,589	\$354,575
4	PATTERSON, ELIZABETH JOHNSTON	DEM	I	\$14,999	\$21,532	\$974,666	\$998,196
	WHITE, KNOX HAYNSWORTH	REP	C	\$18,912	\$44,824	\$631,287	\$630,913
5	CARLEY, ROBERT K	REP	C	\$0	\$0	\$8,225	\$8,449
	SPRATT, JOHN M JR	DEM	I	\$170	\$370	\$203,552	\$105,620
6	CUNNINGHAM, ROBERT N	REP	C	\$0	\$0	\$10,759	\$10,604
	TALLON, ROBERT M JR	DEM	I	\$0	\$850	\$381,464	\$243,559
SOUTH DAKOTA							
0	VOLK, DAVID	REP	C	\$17,476	\$89,986	\$200,733	\$199,420
	JOHNSON, TIMOTHY PETER	DEM	I	\$7,499	\$24,368	\$676,225	\$632,105
TENNESSEE							
1	SMITH, SIDNEY S	DEM	C	\$0	\$0	\$0	\$0
	QUILLEN, JAMES HENRY	REP	I	\$2,159	\$0	\$617,030	\$227,503
2	TAYLOR, DUDLEY WAYNE	DEM	O	\$14,514	\$21,960	\$396,303	\$381,980
	DUNCAN, JOHN JAMES JR	REP	O	\$8,970	\$56,629	\$448,530	\$435,567
3	LLOYD, MARILYN	DEM	I	\$6,157	\$31,037	\$621,520	\$618,173
	COKER, HAROLD L	REP	C	\$8,830	\$44,711	\$628,222	\$626,945
4	COOPER, JAMES H S	DEM	I	\$326	\$0	\$292,770	\$234,375
	CLEMENT, ROBERT N (BOB)	DEM	I	\$992	\$2,456	\$325,537	\$291,818
6	GORDON, BART	DEM	I	\$1,094	\$7,110	\$587,878	\$454,346
	EMBRY, WALLACE ABNER	REP	C	\$180	\$0	\$12,635	\$12,635
7	BLOODWORTH, KENNETH WAYNE	DEM	C	\$200	\$0	\$1,130	\$1,110
	SUNDQUIST, DONALD KENNETH	REP	I	\$2,672	\$0	\$393,171	\$307,656

Dist	Name	Party	Inc Chl Opn	Party Contributions	Coordinated Expenditures	Receipts	Disbursements
TENNESSEE							
8	BRYANT, EDWARD GLENN	REP	O	\$5,000	\$0	\$106,318	\$106,028
	TANNER, JOHN S	DEM	O	\$6,669	\$0	\$931,539	\$863,425
9	FORD, HAROLD E	DEM	I	\$391	\$3,500	\$298,096	\$364,330
TEXAS							
1	MCQUEEN, HORACE FRANKLIN	REP	C	\$9,997	\$41,344	\$94,842	\$94,477
	CHAPMAN, JIM	DEM	I	\$219	\$20,552	\$541,159	\$505,611
2	WILSON, CHARLES	DEM	I	\$0	\$0	\$338,839	\$309,355
3	WILSON, BLAKE	DEM	C	\$0	\$0	\$17,758	\$17,757
	BARTLETT, STEVE	REP	I	\$1,045	\$0	\$769,201	\$1,000,894
4	SUTTON, RANDY JOHN	REP	C	\$0	\$0	\$81,479	\$81,262
	HALL, RALPH MOODY	DEM	I	\$0	\$23,090	\$350,284	\$316,846
5	BRYANT, JOHN WILEY	DEM	I	\$0	\$596	\$889,511	\$646,218
	WILLIAMS, LON R JR	REP	C	\$14,998	\$25,998	\$180,629	\$179,201
6	BARTON, JOE CONGRESSMAN	REP	I	\$2,899	\$0	\$750,559	\$654,260
	KENDRICK, NATHAN PETTY	DEM	C	\$0	\$200	\$29,851	\$17,414
7	RICHARDS, ELIZABETH DIANNE	DEM	C	\$0	\$0	\$10,650	\$11,090
	FIELDS, WILLIAM R JR	REP	I	\$2,061	\$0	\$289,695	\$180,255
8	ARCHER, WILLIAM R JR	REP	I	\$2,000	\$0	\$510,950	\$483,544
	BROOKS, JACK	DEM	I	\$245	\$0	\$424,773	\$226,581
9	PICKLE, JAMES JARRELL	DEM	I	\$0	\$873	\$172,746	\$172,921
10	LEATH, JAMES MARVIN	DEM	I	\$0	\$0	\$178,312	\$87,626
11	WRIGHT, JAMES C JR	DEM	I	\$0	\$0	\$776,295	\$940,760
12	SARPALIUS, WILLIAM CLARENCE	DEM	O	\$11,999	\$34,686	\$387,092	\$384,738
13	MILNER, LARRY SHANNON "MAC"	REP	O	\$24,920	\$44,994	\$483,932	\$476,220
	LAUGHLIN, GREGORY HAINES	DEM	I	\$17,396	\$45,239	\$637,167	\$645,988
14	DE LA GARZA, E (KIKI)	DEM	C	\$14,999	\$24,134	\$623,491	\$600,114
15	COLEMAN, RONALD D	DEM	I	\$252	\$0	\$263,843	\$219,469
16	STENHOLM, CHARLES W	DEM	I	\$0	\$114	\$322,822	\$317,444
17	LELAND, GEORGE T "MICKEY"	DEM	I	\$0	\$0	\$289,551	\$342,766
18	COMBEST, LARRY	DEM	I	\$4,593	\$3,712	\$532,832	\$534,732
19	MCCATHERN, GERALD	DEM	C	\$0	\$12,500	\$272,401	\$244,821
20	TREVINO, LORETO G (LEE)	DEM	C	\$5,000	\$0	\$44,173	\$44,082
	GONZALEZ, HENRY B	DEM	I	\$2,919	\$0	\$58,325	\$58,217
21	SMITH, LAMAR	DEM	I	\$0	\$0	\$171,284	\$174,470
22	WALKER, WAYNE	DEM	C	\$2,277	\$1,011	\$567,201	\$418,489
	DELAY, THOMAS DALE	REP	C	\$1,000	\$0	\$112,649	\$109,004
23	GONZALES, JEROME LEE "JERRY"	REP	C	\$2,277	\$0	\$364,837	\$361,153
	BUSTAMANTE, ALBERT G	DEM	I	\$0	\$0	\$6,573	\$6,365
24	FROST, MARTIN	DEM	I	\$0	\$2,575	\$280,485	\$187,302
25	ANDREWS, MICHAEL ALLEN	DEM	I	\$0	\$0	\$590,973	\$438,949
	LOEFFLER, GEORGE HENRY JR	REP	C	\$0	\$219	\$638,035	\$318,970
26	REYES, JO ANN	DEM	C	\$0	\$5,075	\$201,183	\$189,780
	ARNEY, RICHARD K	REP	I	\$2,258	\$0	\$419,632	\$314,903
27	ORTIZ, SOLOMON P	DEM	I	\$0	\$0	\$198,217	\$142,651
UTAH							
1	HANSEN, JAMES V	REP	I	\$12,499	\$45,000	\$411,486	\$426,902
	MCKAY, GUNN	DEM	C	\$14,998	\$32,979	\$392,478	\$391,928

Dist	Name	Party	Inc Chl Opn	Party Contributions	Coordinated Expenditures	Receipts	Disbursements
UTAH							
2	SNELGROVE, RICHARD HAYNIE	REP	C	\$31,499	\$45,660	\$253,651	\$254,823
	OWENS, WAYNE	DEM	I	\$15,999	\$24,109	\$736,198	\$676,472
3	NIELSON, HOWARD CURTIS	REP	I	\$2,319	\$0	\$132,728	\$102,055
	STRINGHAM, ROBERT W	DEM	C	\$204	\$0	\$20,301	\$20,092
VERMONT							
0	SMITH, PETER PLYMPTON	REP	O	\$12,500	\$89,409	\$457,737	\$450,162
	POIRIER, PAUL N	DEM	O	\$9,830	\$3,230	\$260,771	\$260,535
VIRGIN ISLANDS							
0	DE LUGO, RON	DEM	I	\$0	\$0	\$22,770	\$22,720
VIRGINIA							
1	BATEMAN, HERBERT H	REP	I	\$2,015	-\$160	\$293,109	\$284,702
	ELLENSON, JAMES S	DEM	C	\$0	\$200	\$40,393	\$40,392
2	CURRY, JERRY R	REP	C	\$22,498	\$44,986	\$194,004	\$189,391
	SHAO, STEPHEN P	REP	C	\$0	\$0	\$15,424	\$15,424
	PICKETT, OWEN B	DEM	I	\$9,999	\$22,967	\$437,439	\$414,011
3	BLILEY, THOMAS JEROME JR	REP	I	\$2,000	\$0	\$467,449	\$366,816
4	SISISKY, NORMAN	DEM	I	\$0	\$0	\$185,555	\$93,232
5	PAYNE, LEWIS F JR	DEM	I	\$3,033	\$18,094	\$280,442	\$274,442
	COLE, JAMES FRANCIS	DEM	C	\$0	\$0	\$10,655	\$10,429
	HAWKINS, CHARLES ROBERT	REP	C	\$30,000	\$47,355	\$105,871	\$105,872
6	OLIN, JAMES R	DEM	I	\$3,000	\$3,629	\$321,705	\$322,160
	JUDD, CHARLES E	REP	C	\$12,999	\$5,293	\$112,076	\$110,756
7	SLAUGHTER, DANIEL FRENCH JR	REP	I	\$4,000	\$0	\$219,559	\$87,195
8	BRICKLEY, DAVID GUY	DEM	C	\$5,725	\$5,280	\$276,578	\$273,203
	PARRIS, STANFORD E	REP	I	\$9,897	\$3,967	\$632,755	\$689,035
9	BOUCHER, FREDERICK CARLYLE	REP	I	\$0	\$7,112	\$616,821	\$606,420
	BROWN, JOHN C	DEM	I	\$21,997	\$43,801	\$155,094	\$154,515
	WOLF, FRANK R	REP	I	\$2,038	\$0	\$803,080	\$758,365
10	WEINBERG, ROBERT LESTER	DEM	C	\$3,700	\$1,995	\$242,787	\$241,445
WASHINGTON							
1	LINDQUIST, REESE MALCOLM	DEM	C	\$9,998	\$47,214	\$625,926	\$625,926
	MILLER, JOHN	REP	I	\$28,349	\$44,737	\$1,328,979	\$1,321,021
2	SWIFT, ALLAN BYRON	DEM	I	\$2,058	\$1,300	\$376,189	\$301,229
3	WIGHT, BILL	REP	O	\$34,997	\$44,996	\$354,499	\$354,142
	UNSOELD, JOLENE	DEM	O	\$19,191	\$13,106	\$687,800	\$684,206
4	MORRISON, SIDNEY WALLACE	REP	I	\$3,202	\$0	\$202,637	\$194,505
	GOLOB, J RICHARD	DEM	C	\$1,275	\$0	\$58,608	\$58,574
5	FOLEY, THOMAS S	DEM	I	\$11,300	\$280	\$781,195	\$476,460
	DERBY, MARLYN A	REP	C	\$13,833	\$0	\$13,534	\$13,534
6	COOK, KEVIN P	REP	C	\$1,615	\$0	\$38,454	\$37,620
	DICKS, NORMAN D	DEM	I	\$1,758	\$0	\$366,934	\$288,168
7	EDWARDS, ROBERT	REP	O	\$342	\$0	\$5,921	\$5,265
	MCDERMOTT, JAMES ADELBERT	DEM	O	\$131	\$215	\$366,810	\$348,082
8	CHANDLER, ROD	REP	I	\$2,025	\$0	\$333,019	\$300,048
	KEAN, JAMES M	DEM	C	\$254	\$0	\$14,822	\$14,820
WEST VIRGINIA							
1	MOLLOHAN, ALAN	DEM	I	\$0	\$526	\$168,119	\$103,154
	TUCK, HOWARD K	REP	C	\$0	\$0	\$15,350	\$15,220

Dist	Name	Party	Inc Chi Opn	Party Contributions	Coordinated Expenditures	Receipts	Disbursements
WEST VIRGINIA							
2	STAGGERS, HARLEY ORRIN JR	DEM	I	\$221	\$780	\$146,928	\$90,537
3	WISE, ROBERT E JR	DEM	I	\$242	\$7,421	\$173,893	\$165,957
	HART, PAUL W	REP	C	\$0	\$0	\$2,394	\$4,310
	BREWSTER, MARIANNE R	REP	C	\$160	\$0	\$32,041	\$32,039
	RAHALL, NICK J II M C	DEM	I	\$0	\$667	\$333,159	\$152,271
WISCONSIN							
1	WEAVER, BERNARD J	REP	C	\$1,200	\$0	\$18,626	\$17,760
	ASPIN, LES	DEM	I	\$451	\$105	\$618,045	\$631,941
2	KASTENMEIER, ROBERT W	DEM	I	\$500	\$23,879	\$439,848	\$440,574
	HANEY, ANN J	REP	C	\$32,807	\$46,185	\$383,346	\$380,785
3	GUNDERSON, STEVEN CRAIG	REP	I	\$3,095	\$0	\$404,942	\$359,801
	KRUEGER, KARL EVERETT	DEM	C	\$5,000	\$13,004	\$27,156	\$22,626
4	KLECZKA, GERALD DANIEL	DEM	C	\$96	\$2	\$214,093	\$150,270
5	MOODY, JIM	DEM	I	\$1,302	\$0	\$1,291,564	\$1,278,526
	BARNHILL, HELEN I	REP	C	\$10,149	\$44,999	\$202,992	\$197,460
6	PETHI, THOMAS E	REP	I	\$2,796	\$0	\$258,876	\$187,714
	GARRETT, JOSEPH L	DEM	C	\$2,000	\$7,256	\$17,951	\$19,815
7	HERNING, KEVIN J	REP	C	\$11,297	\$44,997	\$201,293	\$203,969
	OBAY, DAVID ROSS	DEM	I	\$0	\$11,061	\$330,385	\$450,716
8	ROTH, TOBY	REP	I	\$2,989	\$0	\$339,852	\$227,823
	BARON, ROBERT A	DEM	C	\$2,704	\$7,128	\$14,571	\$14,421
9	HICKEY, THOMAS JOSEPH	DEM	C	\$1,700	\$3,255	\$14,736	\$14,686
	SENSENBRENNER, F JAMES JR	REP	I	\$6,997	\$0	\$309,612	\$288,469
WYOMING							
0	SHARRATT, BRYAN EDWARDS	DEM	C	\$5,254	\$0	\$175,752	\$175,055
	CHENEY, RICHARD BRUCE	REP	I	\$2,041	\$0	\$295,437	\$292,080