

# FEDERAL ELECTION COMMISSION



Press Office  
 999 E Street, N.W., Washington, D.C. 20463  
 Phone: Local 376-3155 Toll Free 800-424-9530

FOR IMMEDIATE RELEASE:  
 OCTOBER 31, 1989

CONTACT: FRED EILAND  
 SHARON SNYDER  
 SCOTT MOXLEY

## FEC FINAL REPORT FINDS SLOWER GROWTH OF PAC ACTIVITY DURING 1988 ELECTION CYCLE

WASHINGTON — The Final Report by the Federal Election Commission for the 1987-88 election cycle confirmed its earlier report that there was a slowdown in the growth of political action committee receipts and disbursements.

Between January 1, 1987, and December 31, 1988, non-party political committees raised \$384.6 million and spent \$364.2 million. These represented increases of 8.8 percent over receipts of \$353.4 million and 7.1 percent over the \$340 million in disbursements reported by PAC's during the 1985-86 election cycle.

By comparison, 1986 PAC receipts were 22% higher, and disbursements 27% higher than in the 1984 election cycle.

FEC study of 4,832 PAC's shows that 3,308 PACs contributed \$159.2 million to federal candidates in 1987-88, up 14% from 1985-86. PAC contributions from 1978 through 1988 are summarized in the following table:

PAC CONTRIBUTIONS	87-88	85-86	83-84	81-82	79-80	77-78
All Federal Candidates . . . . .	\$159.2	\$139.8	\$113.0	\$87.6	\$60.2	\$35.2
'88 Candidates . . . . .	\$151.2	\$132.7	\$105.3	\$83.6	\$55.2	\$34.1
Senate . . . . .	\$45.7	\$45.3	\$29.7	\$22.5	\$17.3	\$9.7
House . . . . .	\$102.2	\$87.4	\$75.7	\$61.1	\$37.9	\$24.4

(figures in millions of dollars)

Other 1987-88 PAC financial activities included:

- \*\* Incumbents received 74.2% of all PAC contributions, up from 68.8% in the previous cycle.
- \*\* Contributions to challengers represented 11.8% of the total, down from 14.2% in 1986.

2 9 0 8 0 2 0 4 4 5 4

- \*\* Open seat candidates received 14%, down from 17% in 1986. (Note, however, that there were fewer House open seat races in 1988 than in the previous election.)
- \*\* Democrats received \$98.4 million from PACs, representing 62% of all PAC contributions during the period. This was a 25% increase over the \$78.9 million given Democrats in 1986. Contributions to Senate Democratic candidates increased from \$22.7 million in 1986 to \$28.35 million in 1988. Contributions to House Democratic candidates went from \$56.1 million in 1986 to \$68.4 million in 1988. \$1.6 million was given to Democratic Presidential candidates.
- \*\* PAC contributions to Republican candidates totalled \$60.8 million, virtually unchanged from the \$60.9 million they received in 1985-86. Contributions to Senate Republican candidates actually declined from \$27.5 million in 1986 to \$23.4 million in 1988. House Republican candidates received \$35.7 million in 1987-88 compared with \$33.5 million given their 1985-86 counterparts. \$1.8 million was contributed to Republican Presidential candidates in 1988.
- \*\* Independent expenditures by PACs totalled \$20.3 million, with \$13.6 million spent in the Presidential campaign and \$6.7 million in Congressional races. By contrast, \$9.2 million was spent independently by PAC's in the 1986 Congressional campaigns.

8 9 0 8 0 2 0 4 4 5 5

Details of PAC activities, and rankings of the 50 largest committees are found on the attached pages. Four new listings have been included showing the 50 committees with the largest growth or decline in receipts and contributions to federal candidates. Two additional tables show the distribution of PAC money in terms of total money spent and the amounts contributed to federal candidates. The distribution shows that a large number of registered PAC's account for very little financial activity. For example, forty percent of all registered PAC's spent only \$5,000 or less. These tables also show that a small number of committees spend the majority of funds and account for the greatest percentage of contributions, e.g. one percent of all PAC's registered gave more than 34 percent of all contributions to federal candidates.

The four-volume FEC Reports on Financial Activity, 1987-88: Party and Non-Party Political Committees, Final Report, is available for purchase from the FEC Office of Public Records, 999 E Street, N.W., Washington, D.C. 20463. The cost is \$10 per volume, payable in advance. Volumes I, III, and IV contain information on non-party political committees. A computer tape of PAC activity is also available at a cost of \$50. Orders may be placed with the FEC Data Systems Development Division, (202) 376-5230.

8 9 0 8 0 2 0 4 4 5 6

Summary of 1987-88 PAC Financial Activity

No.	Receipts	Disbursements	Cash on Hand	Debts owed to	Debts owed by
Corporate	2008 \$96,917,153	\$89,852,158	\$27,461,342	\$86,737	\$233,016
Labor	401 \$78,509,139	\$74,071,575	\$23,920,302	\$93,957	\$155,211
Non-Connected	1345 \$106,254,089	\$104,873,996	\$11,984,079	\$1,000,532	\$11,111,039
Trade/Member/Health	848 \$88,538,894	\$83,719,992	\$19,908,226	\$75,064	\$293,414
Cooperative	61 \$4,856,605	\$4,520,516	\$2,118,411	\$0	\$115,518
Corp. without Stock	169 \$8,541,233	\$7,163,038	\$3,571,391	\$0	\$101,665
<b>Total</b>	<b>4932 \$384,617,093</b>	<b>\$364,201,275</b>	<b>\$88,963,751</b>	<b>\$1,256,290</b>	<b>\$12,009,863</b>

Notes:

1. The number of committees included in the top chart are the number of committees reviewed by the FEC for this study. In the bottom chart, the number of committees includes only those which actually made contributions.
2. Receipts and Disbursements have not been adjusted for transfers between affiliated committees.
3. Cash on Hand is as of December 31, 1988 unless the Committee ceased reporting earlier in the cycle or has not yet filed all reports.
4. Open Seat races are those in which the incumbent never sought re-election.

Details of Contributions to Candidates

Number of Committees	Contributions to Candidates	By Office				Candidate Status			By Party		Expended For	Against
		Presidential	Senate	House	Open Seat	Incumbent	Challenger	Open Seat	Democrat	Republican		
1616	\$56,155,259 (\$52,173,664)	\$1,822,159 (\$1,777,253)	\$21,928,118 (\$18,793,796)	\$32,404,982 (\$31,602,675)	\$7,388,582 (\$7,388,582)	\$3,761,843 (\$3,492,075)	\$7,388,582 (\$7,388,582)	\$28,444,826 (\$23,994,879)	\$29,709,757 (\$28,178,609)	\$876 (\$176)	\$83,869 (\$60,169)	\$20,309 (\$20,309)
256	\$35,495,780 (\$34,449,673)	\$611,827 (\$583,227)	\$7,888,772 (\$7,077,828)	\$27,197,181 (\$26,789,020)	\$22,749,480 (\$21,919,384)	\$7,508,057 (\$7,292,246)	\$5,238,243 (\$5,238,243)	\$32,749,837 (\$31,888,305)	\$2,744,243 (\$2,559,868)	\$1,700 (\$1,700)	\$192,064 (\$185,216)	\$7,480 (\$7,480)
630	\$20,330,050 (\$19,639,959)	\$458,310 (\$449,560)	\$8,341,491 (\$7,834,004)	\$11,532,249 (\$11,356,395)	\$11,995,364 (\$11,446,936)	\$4,321,687 (\$4,180,324)	\$4,012,999 (\$4,012,999)	\$12,859,045 (\$12,455,997)	\$7,462,660 (\$7,175,867)	\$8,345 (\$8,095)	\$13,345,838 (\$13,186,184)	\$2,900,950 (\$2,788,443)
633	\$41,213,596 (\$39,287,749)	\$351,228 (\$342,453)	\$11,781,701 (\$10,371,860)	\$29,070,667 (\$28,573,416)	\$33,475,349 (\$31,686,149)	\$2,078,179 (\$2,739,532)	\$4,862,068 (\$4,862,068)	\$22,742,770 (\$21,443,450)	\$18,488,648 (\$17,841,621)	\$2,178 (\$2,078)	\$2,371,927 (\$2,371,056)	\$1,588,370 (\$1,587,752)
51	\$2,736,132 (\$2,591,282)	\$63,882 (\$63,882)	\$891,507 (\$568,857)	\$1,980,743 (\$1,958,543)	\$2,285,356 (\$2,159,356)	\$128,784 (\$119,914)	\$312,012 (\$312,012)	\$1,695,603 (\$1,602,203)	\$1,040,529 (\$989,079)	\$0 \$0	\$4,550 (\$2,550)	\$0 \$0
122	\$3,312,424 (\$3,021,141)	\$104,016 (\$101,236)	\$1,283,990 (\$1,037,877)	\$1,924,418 (\$1,862,028)	\$2,633,623 (\$2,354,172)	\$256,235 (\$246,403)	\$420,566 (\$420,566)	\$1,934,678 (\$1,732,745)	\$1,377,498 (\$1,268,398)	\$250 \$0	\$221,587 (\$215,276)	\$88,883 (\$86,051)
<b>Total</b>	<b>\$159,243,241 (\$151,183,668)</b>	<b>\$3,408,422 (\$3,317,611)</b>	<b>\$51,723,579 (\$45,683,960)</b>	<b>\$104,110,240 (\$102,162,077)</b>	<b>\$118,151,006 (\$110,858,704)</b>	<b>\$18,857,765 (\$18,070,484)</b>	<b>\$22,234,470 (\$22,234,470)</b>	<b>\$98,426,757 (\$93,117,579)</b>	<b>\$80,803,335 (\$58,033,440)</b>	<b>\$13,149 (\$12,849)</b>	<b>\$16,199,633 (\$16,020,451)</b>	<b>\$4,583,972 (\$4,480,035)</b>

The top line for each category of PAC contains figures for all candidates.

The second line contains figures for only those candidates who sought election in 1987-88

Pac Contributions 1987-88

	Corporate	Labor	Non Connected	Trade/Mem/ Health	Cooperative	Corp. w/o Stock	Total
<b>Senate (all)</b>	<b>\$21,928,118</b>	<b>\$7,686,772</b>	<b>\$8,341,491</b>	<b>\$11,791,701</b>	<b>\$691,507</b>	<b>\$1,283,990</b>	<b>\$51,723,579</b>
1988 cand.	(\$18,793,736)	(\$7,077,626)	(\$7,834,004)	(\$10,371,880)	(\$568,857)	(\$1,037,877)	(\$45,683,980)
<b>Democrat</b>	<b>\$9,241,194</b>	<b>\$7,034,905</b>	<b>\$5,104,384</b>	<b>\$5,855,141</b>	<b>\$393,130</b>	<b>\$722,481</b>	<b>\$28,351,235</b>
	(\$7,206,169)	(\$6,527,684)	(\$4,797,796)	(\$4,786,285)	(\$309,230)	(\$536,460)	(\$24,163,624)
<b>Incumbent</b>	<b>\$7,457,302</b>	<b>\$3,630,952</b>	<b>\$2,807,527</b>	<b>\$4,520,489</b>	<b>\$305,300</b>	<b>\$600,026</b>	<b>\$19,321,596</b>
	(\$5,465,427)	(\$3,167,481)	(\$2,513,099)	(\$3,473,635)	(\$221,900)	(\$415,130)	(\$15,256,672)
<b>Challenger</b>	<b>\$530,983</b>	<b>\$2,207,775</b>	<b>\$1,398,575</b>	<b>\$560,399</b>	<b>\$45,850</b>	<b>\$57,680</b>	<b>\$4,801,262</b>
	(\$487,833)	(\$2,164,025)	(\$1,386,415)	(\$538,397)	(\$45,350)	(\$56,555)	(\$4,678,575)
<b>Open Seat</b>	<b>\$1,252,909</b>	<b>\$1,196,178</b>	<b>\$898,282</b>	<b>\$774,253</b>	<b>\$41,980</b>	<b>\$64,775</b>	<b>\$4,228,377</b>
	(\$1,252,909)	(\$1,196,178)	(\$898,282)	(\$774,253)	(\$41,980)	(\$64,775)	(\$4,228,377)
<b>Republican</b>	<b>\$12,685,924</b>	<b>\$651,867</b>	<b>\$3,235,857</b>	<b>\$5,934,882</b>	<b>\$298,377</b>	<b>\$561,509</b>	<b>\$23,368,416</b>
	(\$11,587,567)	(\$549,942)	(\$3,035,208)	(\$5,583,417)	(\$259,627)	(\$501,417)	(\$21,517,178)
<b>Incumbent</b>	<b>\$8,307,409</b>	<b>\$515,725</b>	<b>\$1,831,166</b>	<b>\$3,963,426</b>	<b>\$198,113</b>	<b>\$386,008</b>	<b>\$15,201,847</b>
	(\$7,227,435)	(\$424,050)	(\$1,660,292)	(\$3,622,684)	(\$160,713)	(\$327,283)	(\$13,422,457)
<b>Challenger</b>	<b>\$1,906,888</b>	<b>\$19,050</b>	<b>\$682,760</b>	<b>\$730,373</b>	<b>\$22,364</b>	<b>\$73,042</b>	<b>\$3,434,477</b>
	(\$1,888,505)	(\$8,800)	(\$652,985)	(\$719,650)	(\$21,014)	(\$71,675)	(\$3,362,629)
<b>Open Seat</b>	<b>\$2,471,627</b>	<b>\$117,092</b>	<b>\$721,931</b>	<b>\$1,241,083</b>	<b>\$77,900</b>	<b>\$102,459</b>	<b>\$4,732,092</b>
	(\$2,471,627)	(\$117,092)	(\$721,931)	(\$1,241,083)	(\$77,900)	(\$102,459)	(\$4,732,092)
<b>Other</b>	<b>\$1,000</b>	<b>\$0</b>	<b>\$1,250</b>	<b>\$1,678</b>	<b>\$0</b>	<b>\$0</b>	<b>\$3,928</b>
	\$0	\$0	(\$1,000)	(\$2,178)	\$0	\$0	(\$3,178)
<b>House (all)</b>	<b>\$32,404,982</b>	<b>\$27,197,181</b>	<b>\$11,532,249</b>	<b>\$29,070,667</b>	<b>\$1,980,743</b>	<b>\$1,924,418</b>	<b>\$104,110,240</b>
1988 cand.	(\$31,602,675)	(\$26,789,020)	(\$11,356,395)	(\$28,573,416)	(\$1,958,543)	(\$1,882,028)	(\$102,162,077)
<b>Democrat</b>	<b>\$16,621,861</b>	<b>\$25,130,205</b>	<b>\$7,495,577</b>	<b>\$16,753,426</b>	<b>\$1,277,623</b>	<b>\$1,154,736</b>	<b>\$68,433,428</b>
	(\$16,251,345)	(\$24,804,494)	(\$7,405,867)	(\$16,531,737)	(\$1,268,123)	(\$1,141,606)	(\$67,403,172)
<b>Incumbent</b>	<b>\$15,717,227</b>	<b>\$16,710,279</b>	<b>\$4,872,342</b>	<b>\$14,580,239</b>	<b>\$1,145,523</b>	<b>\$1,051,956</b>	<b>\$54,077,566</b>
	(\$15,429,494)	(\$16,487,229)	(\$4,840,092)	(\$14,419,990)	(\$1,138,523)	(\$1,041,376)	(\$53,356,704)
<b>Challenger</b>	<b>\$331,490</b>	<b>\$5,189,530</b>	<b>\$1,499,912</b>	<b>\$968,154</b>	<b>\$46,750</b>	<b>\$38,475</b>	<b>\$8,074,311</b>
	(\$248,707)	(\$5,086,869)	(\$1,442,452)	(\$906,714)	(\$44,250)	(\$35,925)	(\$7,764,917)
<b>Open Seat</b>	<b>\$573,144</b>	<b>\$3,230,396</b>	<b>\$1,123,323</b>	<b>\$1,205,033</b>	<b>\$85,350</b>	<b>\$64,305</b>	<b>\$6,281,551</b>
	(\$573,144)	(\$3,230,396)	(\$1,123,323)	(\$1,205,033)	(\$85,350)	(\$64,305)	(\$6,281,551)
<b>Republican</b>	<b>\$15,783,621</b>	<b>\$2,065,276</b>	<b>\$4,030,672</b>	<b>\$12,316,741</b>	<b>\$703,120</b>	<b>\$769,432</b>	<b>\$35,668,862</b>
	(\$15,351,330)	(\$1,982,826)	(\$3,944,528)	(\$12,041,179)	(\$690,420)	(\$740,422)	(\$34,750,705)
<b>Incumbent</b>	<b>\$13,522,896</b>	<b>\$1,892,524</b>	<b>\$2,484,329</b>	<b>\$10,408,195</b>	<b>\$646,420</b>	<b>\$595,633</b>	<b>\$29,549,997</b>
	(\$13,170,651)	(\$1,840,624)	(\$2,433,153)	(\$10,169,840)	(\$638,220)	(\$570,383)	(\$28,822,871)
<b>Challenger</b>	<b>\$947,076</b>	<b>\$61,102</b>	<b>\$726,740</b>	<b>\$609,300</b>	<b>\$13,800</b>	<b>\$86,008</b>	<b>\$2,444,026</b>
	(\$867,030)	(\$30,552)	(\$691,772)	(\$572,093)	(\$9,300)	(\$82,248)	(\$2,252,995)
<b>Open Seat</b>	<b>\$1,313,649</b>	<b>\$111,650</b>	<b>\$819,603</b>	<b>\$1,299,246</b>	<b>\$42,900</b>	<b>\$87,791</b>	<b>\$3,674,839</b>
	(\$1,313,649)	(\$111,650)	(\$819,603)	(\$1,299,246)	(\$42,900)	(\$87,791)	(\$3,674,839)
<b>Other</b>	<b>(\$500)</b>	<b>\$1,700</b>	<b>\$6,000</b>	<b>\$500</b>	<b>\$0</b>	<b>\$250</b>	<b>\$7,950</b>
	\$0	(\$1,700)	(\$6,000)	(\$500)	\$0	\$0	(\$8,200)

89080204457

(Figures in parentheses indicate amounts relating to 1987-88 campaigns.)

Pac Contributions 1987-88

	Corporate	Labor	Non Connected	Trade/Mem/ Health	Cooperative	Corp. w/o Stock	Total
<b>President</b>	\$1,822,159	\$611,827	\$456,310	\$351,228	\$63,882	\$104,016	\$3,409,422
Democrat	\$581,771	\$584,727	\$259,084	\$134,203	\$24,850	\$57,459	\$1,642,094
Challenger	\$44,406	\$28,600	\$6,750	\$8,775	\$0	\$2,780	\$91,311
Open Seat	\$537,365	\$556,127	\$252,334	\$125,428	\$24,850	\$54,679	\$1,550,783
Republican	\$1,240,212	\$27,100	\$196,131	\$217,025	\$39,032	\$46,557	\$1,766,057
Challenger	\$500	\$0	\$0	\$0	\$0	\$0	\$500
Open Seat	\$1,239,712	\$27,100	\$196,131	\$217,025	\$39,032	\$46,557	\$1,765,557
Other	\$176	\$0	\$1,095	\$0	\$0	\$0	\$1,271
Challenger	\$0	\$0	\$0	\$0	\$0	\$0	\$0
Open Seat	\$176	\$0	\$1,095	\$0	\$0	\$0	\$1,271
<b>Summary of Contributions to All Races</b>							
Incumbent	\$45,004,834 (\$41,293,007)	\$22,749,480 (\$21,919,384)	\$11,995,364 (\$11,446,636)	\$33,472,349 (\$31,686,149)	\$2,295,356 (\$2,159,356)	\$2,633,623 (\$2,354,172)	\$118,151,006 (\$110,858,704)
Challenger	\$3,761,843 (\$3,492,075)	\$7,508,057 (\$7,292,246)	\$4,321,687 (\$4,180,324)	\$2,879,179 (\$2,739,532)	\$128,764 (\$119,914)	\$258,235 (\$246,403)	\$18,857,765 (\$18,070,494)
Open Seat	\$7,388,582 (\$7,388,582)	\$5,238,543 (\$5,238,543)	\$4,012,699 (\$4,012,699)	\$4,862,068 (\$4,862,068)	\$312,012 (\$312,012)	\$420,566 (\$420,566)	\$22,234,470 (\$22,234,470)
Democrat	\$26,444,826 (\$23,994,879)	\$32,749,837 (\$31,888,305)	\$12,859,045 (\$12,455,997)	\$22,742,770 (\$21,443,450)	\$1,695,603 (\$1,602,203)	\$1,934,676 (\$1,732,745)	\$98,426,757 (\$93,117,579)
Republican	\$29,709,757 (\$28,178,609)	\$2,744,243 (\$2,559,868)	\$7,462,660 (\$7,175,867)	\$18,468,648 (\$17,841,621)	\$1,040,529 (\$989,079)	\$1,377,498 (\$1,288,396)	\$60,803,335 (\$58,033,440)
Other	\$676 (\$176)	\$1,700 (\$1,700)	\$8,345 (\$8,095)	\$2,178 (\$2,678)	\$0 \$0	\$250 \$0	\$13,149 (\$12,649)
<b>Total</b>	\$56,155,259 (\$52,173,664)	\$35,495,780 (\$34,449,873)	\$20,330,050 (\$19,639,959)	\$41,213,596 (\$39,287,749)	\$2,736,132 (\$2,591,282)	\$3,312,424 (\$3,021,141)	\$159,243,241 (\$151,163,668)

(Figures in parentheses indicate amounts relating to 1987-88 campaigns.)

Contributions to Presidential candidates include some made in 1987-88 to 1984 candidates.

890802U4458

**1987-88**  
**Summary of PAC Independent Expenditure Activity**

	<u>For</u>	<u>Against</u>	<u>Total</u>
Presidential	\$10,161,041	\$3,486,150	\$13,647,191
Senate	\$3,661,583	\$766,408	\$4,427,991
House	\$2,377,009	\$311,414	\$2,688,423
<b>Total</b>	<b>\$16,199,633</b>	<b>\$4,563,972</b>	<b>\$20,763,605</b>

**Independent Expenditures  
by Committee Type**

	<u>For</u>		<u>Against</u>		<u>Total</u>
	<u># of Ctte's</u>	<u>Amount</u>	<u># of Ctte's</u>	<u>Amount</u>	
Corporation	26	\$63,669	3	\$20,309	\$83,978
Labor Organization	28	\$192,064	2	\$7,480	\$199,544
No Connected Org	83	\$13,345,836	46	\$2,900,950	\$16,246,786
Trade/Member/Health	43	\$2,371,927	6	\$1,568,370	\$3,940,297
Cooperative	3	\$4,550	0	\$0	\$4,550
Corp. w/o Stock	9	\$221,587	3	\$66,863	\$288,450
<b>Total</b>	<b>192</b>	<b>\$16,199,633</b>	<b>60</b>	<b>\$4,563,972</b>	<b>\$20,763,605</b>

Note: Includes contributions toward recounts and Honoraria made by Committee's.  
Also includes expenditures made in 1987 for previous elections.

The following amounts were spent on 1988 campaigns:

U.S. Senate and House Campaigns	<u>FOR</u> \$ 5,735,728	<u>AGAINST</u> \$ 975,193
Presidential Campaigns	\$10,145,906	\$3,484,842

89080204459

8 9 0 8 0 2 0 4 4 6 0

Distribution of PAC's by Total Amount Spent - 1987-88

	\$0	\$1,000-\$5,000	\$5,001-\$50,000	\$50,001-\$100,000	\$100,001-\$250,000	\$250,001-\$500,000	\$500,001-\$1,000,000	GT. \$1,000,000	Total
<b>Corporate</b>									
No. of ctte's (% of ctte's)	229 11.40%	422 21.02%	908 45.22%	215 10.71%	170 8.47%	52 2.59%	10 0.50%	2 0.10%	2,008
Dollars	\$0	\$0.93	\$18.77	\$15.26	\$26.57	\$18.05	\$6.33	\$3.93	\$89.84
(% of dollars)	0.00%	1.04%	20.89%	16.99%	29.57%	20.09%	7.05%	4.37%	
<b>Labor</b>									
No. of ctte's (% of ctte's)	46 11.47%	87 21.70%	132 32.92%	44 10.97%	42 10.47%	14 3.49%	17 4.24%	19 4.74%	401
Dollars	\$0	\$0.15	\$2.83	\$3.04	\$7.29	\$4.50	\$11.99	\$44.17	\$74.07
(% of dollars)	0.00%	0.20%	3.82%	4.10%	9.84%	6.21%	16.19%	59.63%	
<b>NonConnected</b>									
No. of ctte's (% of ctte's)	390 29.00%	359 26.69%	399 20.67%	67 4.98%	66 4.91%	25 1.86%	16 1.19%	23 1.71%	1,345
Dollars	\$0.00	\$0.57	\$7.39	\$4.72	\$10.61	\$9.17	\$10.95	\$61.46	\$104.87
(% of dollars)	0.00%	0.54%	7.05%	4.50%	10.12%	8.74%	10.44%	58.61%	
<b>Trade/Member</b>									
No. of ctte's (% of ctte's)	108 12.74%	195 23.00%	322 37.97%	93 10.97%	71 8.37%	29 3.42%	15 1.77%	15 1.77%	848
Dollars	\$0.00	\$0.39	\$6.46	\$6.39	\$11.44	\$10.03	\$10.15	\$38.85	\$83.71
(% of dollars)	0.00%	0.47%	7.72%	7.63%	13.67%	11.98%	12.13%	46.41%	
<b>Cooperative/no Stock</b>									
No. of ctte's (% of ctte's)	25 10.87%	67 29.13%	100 43.48%	15 6.52%	16 6.96%	1 0.43%	3 1.30%	3 1.30%	230
Dollars	\$0.00	\$0.14	\$1.90	\$1.05	\$2.43	\$0.41	\$1.97	\$3.76	\$11.66
(% of dollars)	0.00%	1.20%	16.30%	9.01%	20.84%	3.52%	16.90%	32.25%	
<b>Total</b>									
No. of ctte's (% of ctte's)	798 16.51%	1,130 23.39%	1,861 38.51%	434 8.98%	365 7.55%	121 2.50%	61 1.26%	62 1.28%	4,832
Dollars	\$0.00	\$2.18	\$37.35	\$30.46	\$58.34	\$42.26	\$41.39	\$152.17	\$664.15
(% of dollars)	0.00%	0.60%	10.26%	8.36%	16.02%	11.61%	11.37%	41.79%	

Note: The first row for each type of committee contains the number of committees with disbursements within the column range.

The second row for each type is the percentage of all committees in that type who had disbursements in the column range.

The third row contains the total dollars spent by committees of that type in a particular range.

The fourth row represents the percentage of all dollars spent by that type of committee made by committees in the column range. For example, 214 Corporate sponsored committees (10.65% of all corporate committees) made disbursements of between \$50,000 and \$100,000 during 1987-88. Those 214 committees spent \$15.10 million dollars, which was 16.92% of all corporate sponsored disbursements.

Dollars are Reported in Millions

8 9 0 8 0 2 0 4 4 6 1

Distribution of PAC's by Total Amount Contributed to Candidates - 1987-88

	\$0	\$1,000-\$5,000	\$5,001-\$50,000	\$50,001-\$100,000	\$100,001-\$250,000	\$250,001-\$500,000	\$500,001-\$1,000,000	GT \$1,000,000	Total
Corporate No. of ctte's (%of ctte's) Dollars (% of dollars)	399 19.87% \$0 0.00%	562 27.99% \$1.15 2.05%	744 37.05% \$14.41 25.66%	169 8.42% \$12.05 21.46%	99 4.93% \$15.21 27.09%	31 1.54% \$10.13 18.04%	3 0.15% \$1.90 3.38%	1 0.05% \$1.30 2.32%	2,008 \$56.15 401 \$35.49 1,345 \$20.35 848 \$41.21 230 \$6.04 4,892 \$159.24
Labor (%of ctte's) Dollars (% of dollars)	147 36.66% \$0 0.00%	126 31.42% \$0.23 0.65%	68 16.98% \$1.18 3.32%	10 2.40% \$0.76 2.14%	18 4.49% \$3.09 8.71%	9 2.24% \$3.23 9.10%	11 2.74% \$8.19 23.08%	12 2.99% \$18.81 53.00%	\$35.49 1,345 \$20.35 848 \$41.21 230 \$6.04 4,892
NonConnected (%of ctte's) Dollars (% of dollars)	726 53.98% \$0.00 0.00%	300 22.30% \$0.53 2.60%	230 17.10% \$3.79 18.62%	35 2.60% \$2.45 12.04%	37 2.75% \$5.76 28.30%	12 0.89% \$3.55 17.44%	3 0.22% \$1.98 9.73%	2 0.15% \$2.29 11.25%	\$20.35 848 \$41.21 230 \$6.04 4,892
Trade/Member (%of ctte's) Dollars (% of dollars)	218 25.71% \$0.00 0.00%	243 28.66% \$0.48 1.16%	259 30.54% \$5.06 12.28%	55 6.49% \$3.82 9.27%	40 4.72% \$6.23 15.12%	18 2.12% \$6.13 14.88%	7 0.83% \$5.10 12.38%	8 0.94% \$14.39 34.92%	\$41.21 230 \$6.04 4,892
Cooperative/no stock (%of ctte's) Dollars (% of dollars)	58 25.22% \$0.00 0.00%	78 33.91% \$0.15 2.48%	69 30.00% \$1.33 22.02%	13 5.65% \$1.02 16.89%	7 3.04% \$1.17 19.37%	4 1.74% \$1.53 25.33%	1 0.43% \$0.84 13.91%	0 0.00% \$0.00 0.00%	\$6.04 4,892 \$159.24
Total (%of ctte's) Dollars (% of dollars)	1,546 32.04% \$0.00 0.00%	1,309 27.09% \$2.54 1.60%	1,370 28.35% \$25.77 16.18%	282 5.84% \$20.10 12.62%	201 4.16% \$31.46 19.76%	74 1.53% \$24.57 15.43%	25 0.52% \$16.01 11.31%	23 0.48% \$36.79 23.10%	\$159.24

Note: The first row for each type of committee contains the number of committees making contributions to candidates within the column range. The second row for each type is the percentage of all committees in that type who made contributions in the column range.

The third row contains the total dollars contributed by committees of that type in a particular range.

The fourth row represents the percentage of all dollars contributed by that type of committee made by committees in the column range.

For example, 169 Corporate sponsored committees (8.42% of all corporate committees) made contributions of between \$50,000 and \$100,000 to candidates during 1987-88. Those 169 committees contributed \$12.03 million dollars to candidates, which was 21.39% of all corporate sponsored contributions.

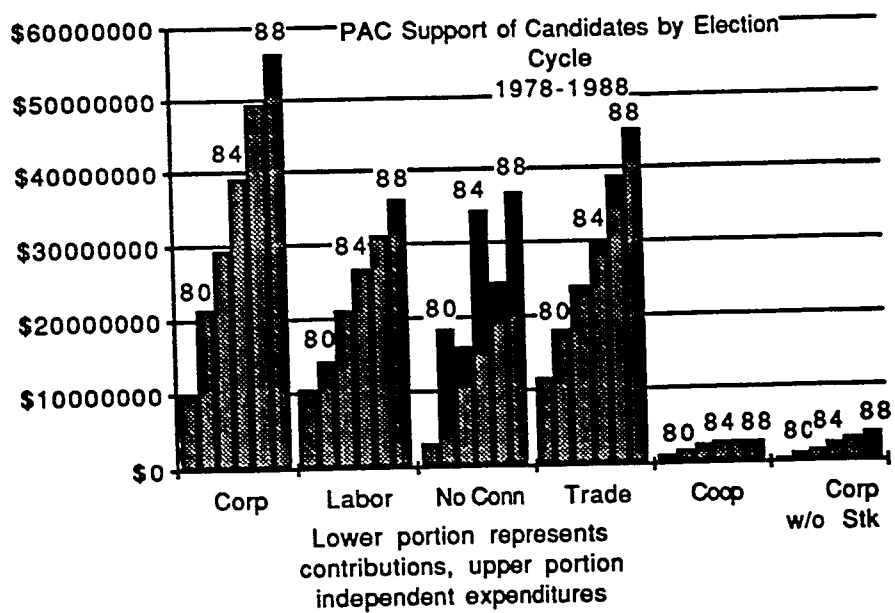
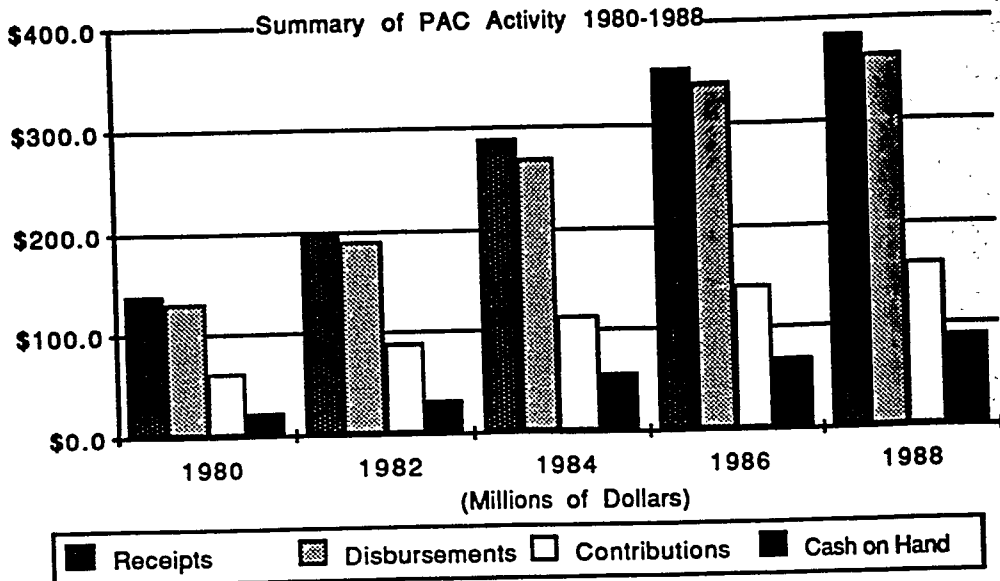


SUMMARY PAC ACTIVITY 1979-88

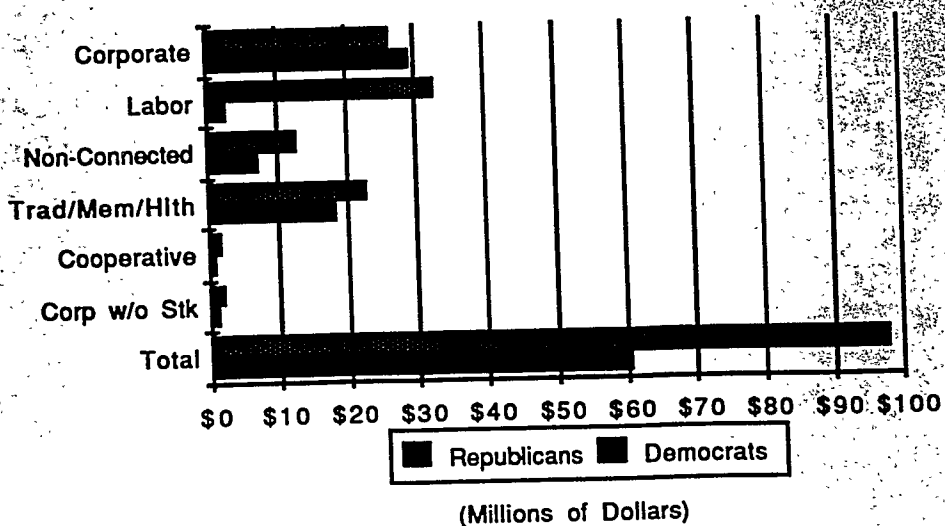
8 9 0 8 0 2 0 4 4 6 2

	Number of Committees	Receipts	Disbursements	Contributions to Candidates	Cash on Hand	Debts Owed By
<b>Corporate</b>						
1987-88	2008	\$96,917,153	\$89,852,158	\$56,155,259	\$27,461,342	\$233,016
1985-86	1906	\$81,960,209	\$79,277,456	\$49,566,619	\$20,451,897	\$501,346
1983-84	1809	\$66,331,047	\$59,194,066	\$39,008,465	\$17,707,299	\$249,481
1981-82	1557	\$47,117,168	\$43,273,223	\$29,364,443	\$10,322,820	\$346,299
1979-80	1251	\$33,879,272	\$31,417,630	\$21,560,863	\$6,460,939	\$274,997
<b>Labor</b>						
1987-88	401	\$78,509,139	\$74,071,575	\$35,495,780	\$23,920,302	\$155,211
1985-86	417	\$65,310,945	\$57,881,815	\$31,038,885	\$19,690,843	\$122,185
1983-84	438	\$51,116,628	\$47,544,022	\$26,164,349	\$12,196,756	\$484,775
1981-82	420	\$37,473,996	\$34,813,107	\$20,916,367	\$8,432,544	\$251,349
1979-80	331	\$25,677,031	\$25,099,848	\$14,213,099	\$5,920,202	\$20,502
<b>Non-Connected</b>						
1987-88	1345	\$106,254,069	\$104,873,996	\$20,330,050	\$11,984,079	\$11,111,039
1985-86	1270	\$118,631,621	\$118,423,473	\$19,410,358	\$10,665,717	\$10,017,572
1983-84	1146	\$102,789,387	\$97,374,395	\$15,322,624	\$10,018,726	\$8,245,435
1981-82	915	\$64,736,453	\$64,299,269	\$10,988,963	\$3,530,072	\$4,206,209
1979-80	471	\$40,067,137	\$38,612,905	\$5,217,705	\$2,619,871	\$1,612,068
<b>Trade/Member/Health</b>						
1987-88	848	\$89,538,894	\$83,719,992	\$41,213,596	\$19,908,226	\$293,414
1985-86	789	\$75,431,133	\$73,291,156	\$34,551,531	\$14,131,928	\$593,258
1983-84	757	\$59,346,516	\$53,984,073	\$28,346,541	\$12,085,441	\$283,447
1981-82	669	\$43,356,912	\$41,941,399	\$22,939,475	\$6,488,368	\$385,598
1979-80	635	\$33,931,819	\$32,045,752	\$16,988,685	\$5,157,404	\$393,319
<b>Cooperative</b>						
1987-88	61	\$4,856,605	\$4,520,516	\$2,736,132	\$2,118,411	\$115,118
1985-86	57	\$4,697,153	\$4,683,060	\$2,671,545	\$1,799,678	\$111,937
1983-84	58	\$4,485,621	\$4,499,300	\$2,621,713	\$1,788,060	\$8,700
1981-82	51	\$4,053,402	\$3,757,728	\$2,199,443	\$1,805,978	\$15,000
1979-80	36	\$2,792,644	\$2,711,951	\$1,507,164	\$1,495,619	\$4,258
<b>Corporation without Stock</b>						
1987-88	169	\$8,541,233	\$7,163,038	\$3,312,424	\$3,571,391	\$101,665
1985-86	157	\$7,398,205	\$6,397,186	\$2,600,780	\$2,322,367	\$219,579
1983-84	139	\$4,621,336	\$4,226,620	\$1,506,352	\$1,276,701	\$157,675
1981-82	110	\$2,714,425	\$2,088,813	\$1,144,635	\$946,839	\$20,169
1979-80	61	\$1,380,625	\$1,265,298	\$702,180	\$326,216	\$3,073
<b>Total</b>						
1987-88	4832	\$384,617,093	\$364,201,275	\$159,243,241	\$88,963,751	\$12,009,463
1985-86	4596	\$353,429,266	\$339,954,146	\$139,839,718	\$69,062,430	\$11,565,877
1983-84	4347	\$288,690,535	\$266,822,476	\$112,970,044	\$55,072,983	\$9,429,513
1981-82	3722	\$199,452,356	\$190,173,539	\$87,553,326	\$31,526,621	\$5,224,624
1979-80	2785	\$137,728,528	\$131,153,384	\$60,189,696	\$21,980,251	\$2,308,217

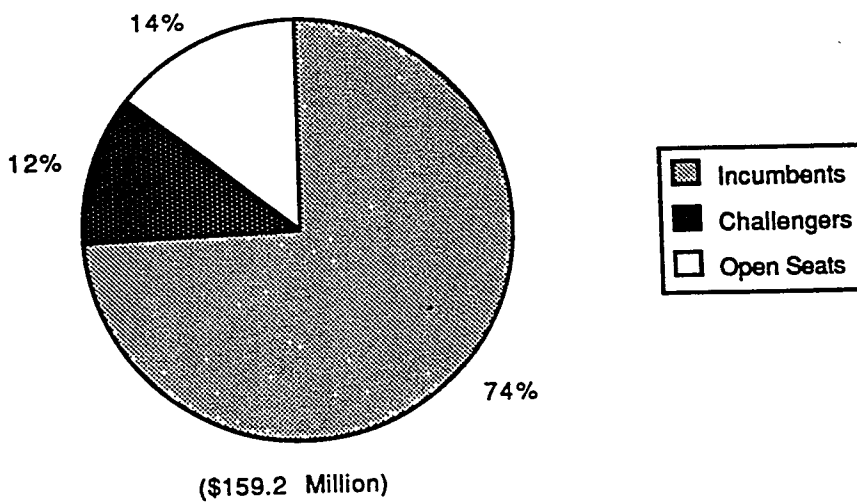
8 9 0 8 0 2 0 4 4 6 3



PAC Contributions to Candidates by Party 1987-88



PAC Contributions to Candidates - 1987-88 by Candidate Status



89080294464

# 8 9 0 8 0 2 0 4 4 6 5

COMMITTEES WITH THE LARGEST INCREASE IN RECEIPTS FROM 1986 TO 1988

COMMITTEE NAME	1986 RECEIPTS	1988 RECEIPTS	CHANGE
1 NATIONAL SECURITY POLITICAL ACTION COMMITTEE	\$291,761	\$10,277,264	\$9,985,503
2 DEMOCRATIC REPUBLICAN INDEPENDENT VOTER EDUCATION COMMITTEE	\$4,389,458	\$9,233,078	\$4,843,620
3 AMERICAN CITIZENS FOR POLITICAL ACTION	\$1,164,349	\$3,879,682	\$2,715,333
4 AMERICAN INSTITUTE OF CERTIFIED PUBLIC ACCOUNTANTS EFFECTIVE LEGISLATION COMMITTEE (AICPA)	\$407,134	\$1,849,951	\$1,442,817
5 AUTO DEALERS AND DRIVERS FOR FREE TRADE PAC	\$3,153,013	\$4,471,696	\$1,318,683
6 AMERICAN TELEPHONE & TELEGRAPH COMPANY INCP A C (AT&T PAC)	\$1,820,621	\$3,043,510	\$1,222,889
7 CONGRESSIONAL MAJORITY COMMITTEE	\$587,437	\$1,733,668	\$1,146,231
8 COMMITTEE FOR A DEMOCRATIC CONSENSUS; THE	\$74,515	\$1,160,112	\$1,085,597
9 HUMAN RIGHTS CAMPAIGN FUND	\$1,359,072	\$2,292,137	\$933,065
10 NATIONAL ASSOCIATION OF RETIRED FEDERAL EMPLOYEES POLITICAL ACTION COMMITTEE (NARFE-PAC)	\$1,719,319	\$2,650,662	\$931,343
11 AMERICAN FEDERATION OF STATE COUNTY & MUNICIPAL EMPLOYEES - P E O P L E, QUALIFIED	\$2,057,110	\$2,930,267	\$873,157
12 RUFF POLITICAL ACTION COMMITTEE (RUFF-PAC)	\$1,268,145	\$2,123,967	\$855,822
13 MACHINISTS NON-PARTISAN POLITICAL LEAGUE	\$2,053,075	\$2,873,321	\$820,246
14 FEDERAL EXPRESS CORPORATION POLITICAL ACTION COMMITTEE "FEPAC"	\$334,334	\$1,139,978	\$805,644
15 DEALERS ELECTION ACTION COMMITTEE OF THE NATIONAL AUTOMOBILE DEALERS ASSOCIATION (NADA)	\$1,554,413	\$2,326,118	\$771,705
16 UNITED STEELWORKERS OF AMERICA POLITICAL ACTION FUND	\$1,084,233	\$1,840,234	\$756,001
17 AMERICAN ACADEMY OF OPHTHALMOLOGY INC POLITICAL COMMITTEE ("OPHTHPAC")	\$330,322	\$1,053,721	\$723,399
18 UAW - V - CAP (UAW VOLUNTARY COMMUNITY ACTION PROGRAM)	\$2,902,690	\$3,604,261	\$701,571
19 NATIONAL EDUCATION ASSOCIATION POLITICAL ACTION COMMITTEE	\$3,196,697	\$3,833,218	\$636,521
20 AMERICAN MEDICAL ASSOCIATION POLITICAL ACTION COMMITTEE	\$4,961,408	\$5,563,604	\$602,196
21 ASSOCIATION OF TRIAL LAWYERS POLITICAL ACTION COMMITTEE	\$2,974,670	\$3,518,721	\$544,051
22 REALTORS POLITICAL ACTION COMMITTEE	\$5,680,419	\$6,177,850	\$497,431
23 CARPENTERS' LEGISLATIVE IMPROVEMENT COMMITTEE	\$1,347,312	\$1,719,961	\$463,231
24 CAMPAIGN AMERICA	\$394,273	\$824,999	\$430,726
25 LABORERS' POLITICAL LEAGUE	\$805,867	\$1,212,499	\$406,632
26 VOICE OF TEACHERS FOR EDUCATION/COMMITTEE ON POLITICAL EDUCATION (VOICE COPE)	\$225,383	\$631,363	\$405,980
27 COASTAL CORP. EMPLOYEE ACTION FUND	\$577,341	\$981,463	\$404,122
28 AUCTION MARKETS POLITICAL ACTION COMMITTEE OF THE CHICAGO BOARD OF TRADE A/K/A AMPAC/CBT	\$567,328	\$905,482	\$338,154
29 UPS PAC	\$300,867	\$634,107	\$333,240
30 UNION PACIFIC FUND FOR EFFECTIVE GOVERNMENT	\$942,067	\$1,274,205	\$332,138
31 AIRCRAFT OWNERS AND PILOTS ASSOCIATION POLITICAL ACTION COMMITTEE	\$2,070,897	\$2,397,174	\$326,277
32 COMMITTEE ON LETTER CARRIERS POLITICAL EDUCATION (LETTER CARRIERS POLITICAL ACTION FUND)	\$550,472	\$876,720	\$326,248
33 UNITED FEDERATION OF TEACHERS COPE	\$1,779,680	\$2,103,020	\$323,340
34 NATIONAL ASSOCIATION OF LIFE UNDERWRITERS POLITICAL ACTION COMMITTEE	\$1,714,735	\$2,009,316	\$294,581
35 INTERNATIONAL BROTHERHOOD OF ELECTRICAL WORKERS COMMITTEE ON POLITICAL EDUCATION	\$89,255	\$380,102	\$290,847
36 HENLEY GROUP INC EMPLOYEES CMTE FOR SENSIBLE GOV'T (HENLEY COSIGN) (FKA SIGNAL COSIGN)	\$18,350	\$297,762	\$279,412
37 AMERICAN SOCIETY OF CATARACT & REFRACTIVE SURGERY POLITICAL ACTION COMMITTEE (AKA EYEPAC)	\$482,218	\$745,144	\$262,926
38 UNITED ASSOCIATION OF JOURNEYMEN AND APPRENTICES OF THE PLUMBING AND PIPEFITTERS INDUSTRY	\$269,801	\$532,382	\$262,581
39 SIERRA CLUB COMMITTEE ON POLITICAL EDUCATION	\$286,970	\$549,208	\$262,238
40 HUDSON VALLEY POLITICAL ACTION COMMITTEE	\$391,637	\$653,361	\$261,724
41 WASTE MANAGEMENT INC EMPLOYEES' BETTER GOVERNMENT FUND ("WMI PAC")	\$476,034	\$737,035	\$261,001
42 FLORIDA MEDICAL POLITICAL ACTION COMMITTEE	\$280,658	\$538,351	\$257,693
43 MORGAN STANLEY BETTER GOVERNMENT FUND	\$1,890,632	\$2,143,909	\$253,277
44 CWA-COPE POLITICAL CONTRIBUTIONS COMMITTEE	\$7,650	\$259,436	\$251,786
45 NEIGHBOR TO NEIGHBOR	\$938,593	\$1,188,986	\$250,393
46 AMERICAN DENTAL POLITICAL ACTION COMMITTEE	\$977,822	\$1,222,518	\$244,696
47 CALIFORNIA REAL ESTATE POLITICAL ACTION COMMITTEE (MORGANPAC)	\$274,515	\$514,285	\$239,770
48 MORGAN COMPANIES POLITICAL ACTION COMMITTEE	\$1,288,745	\$1,511,617	\$222,872
49 AIR LINE PILOTS ASSOCIATION POLITICAL ACTION COMMITTEE	\$149,026	\$364,141	\$215,115
50 PHILLIPS PETROLEUM COMPANY POLITICAL ACTION COMMITTEE			

3 3 0 8 0 2 0 4 4 6 6

COMMITTEES WITH THE LARGEST DECLINE IN RECEIPTS FROM 1986 TO 1988

COMMITTEE NAME	1986		1988		CHANGE
	RECEIPTS	RECEIPTS	RECEIPTS	RECEIPTS	
1 NATIONAL CONGRESSIONAL CLUB	\$16,587,485	\$4,150,677	\$12,436,808		
2 FUND FOR AMERICA'S FUTURE, INC; THE	\$9,373,056	\$1,860,986	\$7,512,070		
3 NATIONAL CONSERVATIVE POLITICAL ACTION COMMITTEE	\$9,319,550	\$2,205,154	\$7,114,396		
4 VOTER GUIDE	\$3,042,848	\$56,000	\$2,986,848		
5 FUND FOR A DEMOCRATIC MAJORITY	\$2,723,726	\$546,281	\$2,177,445		
6 CAMPAIGN FOR PROSPERITY	\$3,229,825	\$1,243,206	\$1,986,619		
7 NATIONAL COMMITTEE TO PRESERVE SOCIAL SECURITY PAC	\$6,201,412	\$4,506,822	\$1,694,590		
8 FUND FOR A CONSERVATIVE MAJORITY; THE - (AKA YOUNG AMERICA CAMPAIGN)	\$2,717,612	\$1,066,708	\$1,650,904		
9 VOICES FOR CHANGE	\$1,140,881	\$91	\$1,140,790		
10 EFFECTIVE GOVERNMENT COMMITTEE	\$1,084,070	\$214,740	\$869,330		
11 CITIZENS FOR THE REPUBLIC	\$2,386,232	\$1,520,976	\$865,256		
12 MAJORITY LEADER'S 8600 JOINT TRUST	\$756,571	\$22,177	\$734,394		
13 MARINE ENGINEERS BENEFICIAL ASSOCIATION RETIREES GROUP FUND AKA (MEBA RETIREES GROUP FUND)	\$1,002,769	\$406,953	\$595,816		
14 AMERICA'S LEADERS' FUND (AKA CHICAGO CAMPAIGN COMMITTEE)	\$876,893	\$303,116	\$573,777		
15 ASSOCIATED LIFE INSURANCE GROUP NATIONAL POLICYHOLDER ADVISORY COMMITTEE (ALIGN)	\$574,088	\$40,887	\$533,201		
16 MARINE ENGINEERS' BENEFICIAL ASSOCIATION POLITICAL ACTION FUND AKA (MEBA POL ACTION FUND)	\$1,771,013	\$1,295,074	\$475,939		
17 DEMOCRATS FOR THE 80'S INC	\$967,532	\$505,921	\$461,611		
18 LEAGUE OF CONSERVATION VOTERS	\$3,776,005	\$3,334,298	\$441,707		
19 COUNCIL FOR A LIVABLE WORLD	\$1,368,504	\$944,178	\$424,326		
20 NEW JERSEY EDUCATION ASSOCIATION POLITICAL ACTION COMMITTEE	\$436,052	\$24,524	\$411,528		
21 NATIONAL COMMITTEE FOR AN EFFECTIVE CONGRESS	\$2,643,214	\$2,247,769	\$395,445		
22 CITIZENS FOR AMERICAN VALUES PAC	\$816,027	\$430,671	\$385,356		
23 REPUBLIC MEDIA GROUP	\$463,550	\$78,805	\$384,745		
24 DEMOCRACY FUND, INC	\$424,763	\$40,960	\$383,803		
25 REPUBLICAN MAJORITY FUND	\$1,549,771	\$1,183,096	\$366,675		
26 FREEZE VOTER	\$890,043	\$539,402	\$350,641		
27 COMMITTEE FOR THE 100TH CONGRESS	\$385,526	\$77,140	\$308,386		
28 COMMITTEE FOR FREEDOM	\$560,561	\$258,629	\$301,932		
29 BEAR, STEARNS AND CO POLITICAL CAMPAIGN COMMITTEE	\$612,899	\$316,600	\$296,299		
30 TEAMSTERS LOCAL 999 ALASKA LABOR INDEPENDENT VOTER EDUCATION	\$492,487	\$210,654	\$281,833		
31 NATIONAL TAX LIMITATION COMMITTEE PAC	\$271,005	\$10,355	\$260,650		
32 U.S. COMMITTEE AGAINST NUCLEAR WAR	\$269,117	\$16,183	\$252,934		
33 NATIONAL TREASURY EMPLOYEES UNION POLITICAL ACTION COMMITTEE (TEPAC)	\$495,023	\$244,195	\$250,828		
34 VOLUNTEER COMMITTEE	\$288,261	\$39,647	\$248,614		
35 NATIONAL DEMOCRATIC POLICY COMMITTEE	\$1,032,208	\$799,094	\$233,114		
36 I LOVE AMERICA COMMITTEE	\$248,059	\$17,350	\$230,709		
37 COMMITTEE FOR AMERICA	\$650,730	\$424,193	\$226,537		
38 REPUBLICAN CONGRESSIONAL BOOSTERS CLUB	\$593,141	\$375,409	\$217,732		
39 COMMITTEE FOR AMERICA'S FUTURE	\$241,865	\$35,899	\$205,966		
40 CONSERVATIVES FOR HOPE AND OPPORTUNITY FORMERLY: CONSERV OPPORTUNITY SOCIETY	\$207,603	\$15,952	\$191,651		
41 NATIONAL COMMITTEE FOR PEACE IN CENTRAL AMERICA	\$187,758	\$81	\$187,677		
42 MBANK POLITICAL ACTION COMMITTEE	\$395,871	\$212,367	\$183,504		
43 ENGINEERS POLITICAL EDUCATION COMMITTEE (EPEC)/INTERNATIONAL UNION OF OPERATING ENGINEERS	\$1,027,041	\$844,825	\$182,216		
44 SAFEWAY STORES, INCORPORATED POLITICAL ACTION COMMITTEE SAFEPAAC	\$189,202	\$9,003	\$180,199		
45 E F HUTTON GROUP POLITICAL ACTION COMMITTEE; THE	\$336,170	\$157,914	\$178,256		
46 ELECT - THE POLITICAL ACTION COMMITTEE OF ALABAMA FARM BUREAU FEDERATION	\$642,423	\$468,265	\$174,158		
47 CONSTITUTION FEDERAL POLITICAL ACTION COMMITTEE, INC	\$209,706	\$37,031	\$172,675		
48 AMERICAN CHIROPRACTIC ASSOCIATION	\$367,948	\$200,661	\$167,287		
49 LOCAL 1814 INTERNATIONAL LONGSHOREMENS ASSOC AFL-CIO POLITICAL ACTION AND EDUCATION FUND	\$489,004	\$325,925	\$163,079		
50 TAX PAC - TAXPAYERS' POLITICAL ACTION COMMITTEE	\$169,002	\$11,093	\$157,909		

COMMITTEE'S WITH THE LARGEST INCREASE IN CONTRIBUTIONS TO CANDIDATES FROM 1986 TO 1988

	COMMITTEE NAME	1986 CONTRIB	1988 CONTRIB	CHANGE
1	DEMOCRATIC REPUBLICAN INDEPENDENT VOTER EDUCATION COMMITTEE	\$1,453,696	\$2,865,224	\$1,411,528
2	AMERICAN INSTITUTE OF CERTIFIED PUBLIC ACCOUNTANTS EFFECTIVE LEGISLATION	\$220,900	\$907,159	\$686,259
3	AMERICAN FEDERATION OF STATE COUNTY & MUNICIPAL EMPLOYEES - P E O P L	\$1,100,545	\$1,658,386	\$557,841
4	ASSOCIATION OF TRIAL LAWYERS OF AMERICA POLITICAL ACTION COMMITTEE	\$1,414,250	\$1,919,558	\$505,308
5	NATIONAL ASSOCIATION OF RETIRED FEDERAL EMPLOYEES POLITICAL ACTION COM	\$1,493,395	\$1,974,850	\$481,455
6	AMERICAN TELEPHONE & TELEGRAPH COMPANY INC P A C (AT&T PAC)	\$841,690	\$1,305,112	\$463,422
7	AMERICAN ACADEMY OF OPHTHALMOLOGY INC POLITICAL COMMITTEE ("OPHTHPAC")	\$216,150	\$644,000	\$427,850
8	CARPENTERS' LEGISLATIVE IMPROVEMENT COMMITTEE	\$944,836	\$1,357,998	\$413,162
9	FEDERAL EXPRESS CORPORATION POLITICAL ACTION COMMITTEE "FEPAC"	\$871,000	\$1,209,500	\$338,500
10	AIR LINE PILOTS ASSOCIATION POLITICAL ACTION COMMITTEE	\$361,620	\$685,925	\$324,305
11	LABORERS' POLITICAL LEAGUE	\$1,646,655	\$1,953,099	\$306,444
12	UAW - V - CAP (UAW VOLUNTARY COMMUNITY ACTION PROGRAM)	\$2,751,588	\$3,045,769	\$294,181
13	REALTORS POLITICAL ACTION COMMITTEE	\$480,974	\$771,768	\$290,794
14	UPS PAC	\$943,840	\$1,194,690	\$250,850
15	INTERNATIONAL BROTHERHOOD OF ELECTRICAL WORKERS COMMITTEE ON POLITICAL	\$18,500	\$261,800	\$243,300
16	COMMITTEE FOR A DEMOCRATIC CONSENSUS: THE	\$1,086,359	\$1,329,150	\$242,791
17	NATIONAL ASSOCIATION OF LIFE UNDERWRITERS POLITICAL ACTION COMMITTEE	\$1,491,875	\$1,732,482	\$240,607
18	COMMITTEE ON LETTER CARRIERS POLITICAL EDUCATION (LETTER CARRIERS POLI	\$216,100	\$445,900	\$229,800
19	MORGAN COMPANIES POLITICAL ACTION COMMITTEE (MORGANPAC)	\$2,091,242	\$2,315,646	\$224,404
20	AMERICAN MEDICAL ASSOCIATION POLITICAL ACTION COMMITTEE	\$929,690	\$1,131,050	\$221,360
21	AMERICAN BANKERS ASSOCIATION BANKPAC	\$205,650	\$424,350	\$218,700
22	AUCTION MARKERS POLITICAL ACTION COMMITTEE OF THE CHICAGO BOARD OF TRA	\$531,964	\$740,225	\$208,261
23	ASSOCIATED GENERAL CONTRACTORS POLITICAL ACTION COMMITTEE	\$708,255	\$902,150	\$193,895
24	UNITED STEELWORKERS OF AMERICA POLITICAL ACTION FUND	\$952,000	\$1,134,500	\$182,500
25	NATIONAL PAC	\$724,145	\$898,075	\$173,930
26	POLITICAL FUND COMMITTEE OF THE AMERICAN POSTAL WORKERS UNION, AFL-CIO	\$66,150	\$237,558	\$171,408
27	COASTAL CORP. EMPLOYEE ACTION FUND	\$79,600	\$249,437	\$169,837
28	PHILLIPS PETROLEUM COMPANY POLITICAL ACTION COMMITTEE	\$248,763	\$418,116	\$169,353
29	WASTE MANAGEMENT INC EMPLOYEES' BETTER GOVERNMENT FUND ("WMI PAC")	\$840,506	\$1,006,096	\$165,590
30	AFL-CIO COMMITTEE ON POLITICAL EDUCATION/POLITICAL CONTRIBUTIONS COMMI	\$92,150	\$257,350	\$165,200
31	FIRST BOSTON-POLITICAL ACTION COMMITTEE (FB-PAC): THE	\$556,831	\$720,771	\$163,940
32	DISTRICT 2 MARINE ENGINEERS BENEFICIAL ASSN-ASSOCIATED MARITIME OFFICE	\$314,625	\$472,686	\$158,061
33	UNITED ASSOCIATION OF JOURNEYMEN AND APPRENTICES OF THE PLUMBING AND P	\$1,750	\$159,354	\$157,604
34	TOUCHE ROSS PARTNERS FEDERAL POLITICAL ACTION COMMITTEE (TRPAC)	\$79,750	\$230,300	\$150,550
35	GSMH HOLDINGS INC POLITICAL ACTION COMMITTEE AKA GOLDMAN SACHS PAC	\$230,250	\$375,700	\$145,450
36	BARNETT PEOPLE FOR BETTER GOVERNMENT INC - FEDERAL A PAC OF BARNETT BA	\$1,020,199	\$1,158,700	\$138,501
37	AUTO DEALERS AND DRIVER FOR FREE TRADE PAC	\$1,065,400	\$1,202,420	\$137,020
38	DEALERS ELECTION ACTION COMMITTEE OF THE NATIONAL AUTOMOBILE DEALERS A	\$750,125	\$886,500	\$136,375
39	AMERICAN DENTAL POLITICAL ACTION COMMITTEE	\$153,300	\$289,615	\$136,315
40	HUDSON VALLEY POLITICAL ACTION COMMITTEE	\$203,362	\$334,575	\$131,213
41	AMERICAN CRYSTAL SUGAR POLITICAL ACTION COMMITTEE	\$181,246	\$310,349	\$129,103
42	NATIONAL FEDERATION OF INDEPENDENT BUSINESS FREE ENTERPRISE POLITICAL	\$416,275	\$543,687	\$127,412
43	AMALGAMATED TRANSIT UNION-COPE	\$169,488	\$296,748	\$127,260
44	ARCO PAC, ATLANTIC RICHFIELD COMPANY	\$234,100	\$361,300	\$127,200
45	NATIONAL RESTAURANT ASSOCIATION POLITICAL ACTION COMMITTEE	\$8,500	\$134,250	\$125,750
46	WOMEN'S PRO-ISRAEL NATIONAL POLITICAL ACTION COMMITTEE ("WIN PAC")	\$487,440	\$612,167	\$124,727
47	INDEPENDENT INSURANCE AGENTS OF AMERICA INC POLITICAL ACTION COMMITTEE	\$329,450	\$449,400	\$119,950
48	COMMODITY FUTURES POLITICAL FUND OF THE CHICAGO MERCANTILE EXCHANGE	\$745,874	\$865,063	\$119,189
49	AMERICAN FEDERATION OF TEACHERS COMMITTEE ON POLITICAL EDUCATION	\$100,950	\$219,835	\$118,885
50	SOUTHERN BELL TELEPHONE AND TELEGRAPH COMPANY FEDERAL PAC (SOBELL PAC)			

8 9 0 8 0 2 0 4 4 6 8

COMMITTEE'S WITH THE LARGEST DECREASE IN CONTRIBUTIONS TO CANDIDATES FROM 1986 TO 1988

COMMITTEE NAME	1986 CONTRIB	1988 CONTRIB	CHANGE
1 FUND FOR AMERICA'S FUTURE, INC; THE	\$815,845	\$271,660	-\$544,185
2 NATIONAL RIGHT TO LIFE POLITICAL ACTION COMMITTEE	\$695,641	\$254,132	-\$441,509
3 CITIZENS FOR THE REPUBLIC	\$539,748	\$186,769	-\$352,979
4 ASSOCIATED LIFE INSURANCE GROUP NATIONAL POLICYHOLDER ADVISORY COMMITTEE (ALIGN)	\$353,756	\$14,000	-\$339,756
5 COMMITTEE FOR THE 100TH CONGRESS	\$226,700	\$51,000	-\$175,700
6 TENNECO INC. EMPLOYEES GOOD GOVERNMENT FUND (AKA TENNECO EMPLOYEES GOOD GOVERNMENT FUND)	\$449,750	\$279,600	-\$170,150
7 SUNBELT GOOD GOVERNMENT COMMITTEE OF WINN-DIXIE STORES, INC.	\$171,000	\$117,000	-\$162,500
8 COMMITTEE FOR AMERICA'S FUTURE	\$310,125	\$151,421	-\$158,704
9 E F HUTTON GROUP POLITICAL ACTION COMMITTEE; THE	\$274,858	\$123,916	-\$150,942
10 FUND FOR A DEMOCRATIC MAJORITY	\$315,675	\$168,957	-\$146,718
11 BROTHERHOOD OF LOCOMOTIVE ENGINEERS LEGISLATIVE LEAGUE	\$823,300	\$678,731	-\$144,569
12 ENGINEERS POLITICAL EDUCATION COMMITTEE (EPEC)/INTERNATIONAL UNION OF OPERATING ENGINEERS	\$898,564	\$772,756	-\$125,808
13 NRA POLITICAL VICTORY FUND	\$146,000	\$29,100	-\$116,900
14 SAFEWAY STORES, INCORPORATED POLITICAL ACTION COMMITTEE SAFEPAC	\$200,225	\$87,129	-\$113,096
15 GREYHOUND GOOD GOVERNMENT PROJECT	\$504,455	\$398,280	-\$106,175
16 NATIONAL RURAL LETTER CARRIERS' ASSOCIATION POLITICAL ACTION COMMITTEE	\$169,522	\$65,446	-\$104,076
17 AMERICAN SECURITY COUNCIL POLITICAL ACTION COMMITTEE FKA: NATIONAL SECURITY PAC	\$1,187,306	\$1,083,415	-\$103,891
18 SEAFARERS POLITICAL ACTIVITY DONATION (SPAD)	\$243,709	\$146,596	-\$97,113
19 NATIONAL CATTLEMEN'S ASSOCIATION POLITICAL ACTION COMMITTEE	\$151,030	\$58,237	-\$92,793
20 SAME/FREEZE POLITICAL ACTION COMMITTEE	\$282,371	\$189,626	-\$92,745
21 AMERICA'S LEADERS' FUND (AKA CHICAGO CAMPAIGN COMMITTEE)	\$258,706	\$170,000	-\$88,706
22 REPUBLICAN MAJORITY FUND	\$178,498	\$94,055	-\$84,443
23 INTERNATIONAL BROTHERHOOD OF PAINTERS & ALLIED TRADES POLITICAL ACTION TOGETHER POL CMTE	\$366,158	\$285,049	-\$81,109
24 GENERAL DYNAMICS CORPORATION VOLUNTARY POLITICAL CONTRIBUTION PLAN	\$128,315	\$48,100	-\$80,215
25 CAMPAIGN FOR A NEW MAJORITY (FEDERAL) (FKA CAMPAIGN FOR PROSPERITY)	\$108,525	\$28,600	-\$79,925
26 FAIRCHILD POLITICAL ACTION COMMITTEE	\$236,550	\$159,760	-\$76,790
27 MANVILLE CORPORATION POLITICAL ACTION COMMITTEE	\$128,379	\$52,500	-\$75,879
28 VETERANS OF FOREIGN WARS POLITICAL ACTION COMMITTEE INC	\$157,380	\$82,300	-\$75,080
29 BENEFICIAL MANAGEMENT CORPORATION AND AFFILIATED CORPORATIONS POLITICAL ACTION COMMITTEE	\$354,935	\$279,872	-\$75,063
30 TRUCKING POLITICAL ACTION COMMITTEE OF THE AMERICAN TRUCKING ASSOCIATIONS' INC	\$73,860	\$0	-\$73,860
31 SPERRY CORPORATION POLITICAL ACTION COMMITTEE	\$73,570	\$0	-\$73,570
32 REAL ESTATE INVESTMENT POLITICAL ACTION COMMITTEE	\$448,419	\$375,398	-\$73,021
33 RESPONSIBLE CITIZENS POLITICAL LEAGUE-A PROJECT OF THE TRANS COMM INTL UNION(TCU)FKA(BRAC)	\$149,750	\$79,200	-\$70,550
34 AMERICANS FOR GOOD GOVERNMENT INC	\$314,250	\$243,830	-\$70,420
35 DEMOCRATS FOR THE 80'S INC	\$93,406	\$23,600	-\$69,806
36 MAKUS ENERGY CORPORATION EMPLOYEES' POLITICAL ACTION COMMITTEE	\$176,050	\$106,500	-\$69,550
37 DISTRICT 2 MARINE ENGINEERS BENEFICIAL ASSN-ASSOC MARITIME OFFICERS, AFL-CIO, RETIREES AF	\$116,200	\$47,298	-\$68,902
38 HOUPAC	\$81,559	\$12,941	-\$68,618
39 FUND FOR A CONSERVATIVE MAJORITY; THE - (AKA YOUNG AMERICA CAMPAIGN)	\$304,150	\$237,668	-\$66,482
40 J C PENNEY COMPANY POLITICAL ACTION COMMITTEE (PENNEY PAC)	\$66,000	\$0	-\$66,000
41 LOUISIANA ENERGY NATIONAL POLITICAL ACTION COMMITTEE (AKA LEN-PAC)	\$109,291	\$43,743	-\$65,548
42 NATIONAL MULTI HOUSING COUNCIL POLITICAL ACTION COMMITTEE	\$135,500	\$73,000	-\$62,500
43 FLOWERS POLITICAL ACTION COMMITTEE	\$68,873	\$7,413	-\$61,460
44 DEMOCRACY FUND, INC	\$69,383	\$8,254	-\$61,129
45 OUTDOOR ADVERTISING POLITICAL ACTION COMMITTEE (OAPAC)	\$864,409	\$803,385	-\$61,024
46 TRANSPORTATION POLITICAL EDUCATION LEAGUE	\$77,443	\$18,285	-\$59,158
47 PLAID PAC	\$127,709	\$69,850	-\$57,859
48 BATH IRON WORKS CORP POLITICAL ACTION CMTE (FKA CONGOLEUM CORP PAC)	\$268,585	\$211,515	-\$57,070
49 AMERICAN FEDERATION OF GOVERNMENT EMPLOYEES' POLITICAL ACTION COMMITTEE	\$64,450	\$8,350	-\$56,100
50 AMERICAN MEDICAL INTERNATIONAL PAC			

1987-88  
TOP 50 MONEY RAISERS

1	NATIONAL SECURITY POLITICAL ACTION COMMITTEE	\$10,277,264
2	DEMOCRATIC REPUBLICAN INDEPENDENT VOTER EDUCATION COMMITTEE	\$9,233,078
3	REALTORS POLITICAL ACTION COMMITTEE	\$6,177,850
4	AMERICAN MEDICAL ASSOCIATION POLITICAL ACTION COMMITTEE	\$5,563,604
5	NRA POLITICAL VICTORY FUND	\$4,636,286
6	NATIONAL COMMITTEE TO PRESERVE SOCIAL SECURITY PAC	\$4,506,822
7	AUTO DEALERS AND DRIVER FOR FREE TRADE PAC	\$4,471,696
8	NATIONAL CONGRESSIONAL CLUB	\$4,150,677
9	AMERICAN CITIZENS FOR POLITICAL ACTION	\$3,879,682
10	NATIONAL EDUCATION ASSOCIATION POLITICAL ACTION COMMITTEE	\$3,833,218
11	CAMPAIGN AMERICA	\$3,781,393
12	UAW - V - CAP (UAW VOLUNTARY COMMUNITY ACTION PROGRAM)	\$3,604,261
13	ASSOCIATION OF TRIAL LAWYERS OF AMERICA POLITICAL ACTION COMMITTEE	\$3,518,721
14	VOTER GUIDE '88	\$3,359,300
15	LEAGUE OF CONSERVATION VOTERS	\$3,334,298
16	AMERICAN TELEPHONE & TELEGRAPH COMPANY INC P A C (AT&T PAC)	\$3,043,510
17	AMERICAN FEDERATION OF STATE COUNTY & MUNICIPAL EMPLOYEES - P O P L E, QUALIFIED	\$2,930,267
18	MACHINISTS NON-PARTISAN POLITICAL LEAGUE	\$2,873,321
19	NATIONAL ASSOCIATION OF RETIRED FEDERAL EMPLOYEES POLITICAL ACTION COMMITTEE (NARFE-PAC)	\$2,650,662
20	NATIONAL PAC	\$2,435,240
21	COMMITTEE ON LETTER CARRIERS POLITICAL EDUCATION (LETTER CARRIERS POLITICAL ACTION FUND)	\$2,397,174
22	DEALERS ELECTION ACTION COMMITTEE OF THE NATIONAL AUTOHOBILE DEALERS ASSOCIATION (NADA)	\$2,326,118
23	HUMAN RIGHTS CAMPAIGN FUND	\$2,292,137
24	NATIONAL COMMITTEE FOR AN EFFECTIVE CONGRESS	\$2,247,769
25	NATIONAL CONSERVATIVE POLITICAL ACTION COMMITTEE	\$2,205,154
26	GWA-COPE POLITICAL CONTRIBUTIONS COMMITTEE	\$2,143,909
27	RUFF POLITICAL ACTION COMMITTEE (RUFF-PAC)	\$2,123,967
28	NATIONAL ASSOCIATION OF LIFE UNDERWRITERS POLITICAL ACTION COMMITTEE	\$2,103,020
29	INTERNATIONAL BROTHERHOOD OF ELECTRICAL WORKERS COMMITTEE ON POLITICAL EDUCATION	\$2,009,316
30	NATIONAL RIGHT TO LIFE POLITICAL ACTION COMMITTEE	\$1,910,976
31	LOUISIANA HOST COMMITTEE 1988 INC	\$1,892,914
32	TRANSPORTATION POLITICAL EDUCATION LEAGUE	\$1,873,149
33	FUND FOR AMERICA'S FUTURE, INC; THE	\$1,860,986
34	AMERICAN INSTITUTE OF CERTIFIED PUBLIC ACCOUNTANTS EFFECTIVE LEGISLATION COMMITTEE (AICPA)	\$1,849,951
35	UNITED STEELWORKERS OF AMERICA POLITICAL ACTION FUND	\$1,840,234
36	ACTIVE BALLOT CLUB, A DEPT OF UNITED FOOD & COMMERCIAL WORKERS INT'L UNION	\$1,836,089
37	BUILD POLITICAL ACTION COMMITTEE OF THE NATIONAL ASSOCIATION OF HOME BUILDERS	\$1,782,111
38	CONGRESSIONAL MAJORITY COMMITTEE	\$1,733,668
39	CARPENTERS' LEGISLATIVE IMPROVEMENT COMMITTEE	\$1,719,961
40	TEXAS MEDICAL ASSOCIATION POLITICAL ACTION COMMITTEE-TEXPAC	\$1,622,616
41	VICTORY '88 (FORMERLY JACK KEMP SUPER BOWL CMTE)	\$1,598,221
42	AMERICAN FEDERATION OF TEACHERS COMMITTEE ON POLITICAL EDUCATION	\$1,564,562
43	SHEET METAL WORKERS INTERNATIONAL ASSOCIATION POLITICAL ACTION LEAGUE (PAL)	\$1,535,948
44	CITIZENS FOR THE REPUBLIC	\$1,520,976
45	AIR LINE PILOTS ASSOCIATION POLITICAL ACTION COMMITTEE	\$1,511,617
46	COMMITTEE FOR THOROUGH AGRICULTURAL POLITICAL EDUCATION OF ASSOCIATED MILK PRODUCERS, INC	\$1,465,422
47	AMERICAN BANKERS ASSOCIATION BANKPAC	\$1,426,415
48	INTERNATIONAL LONGSHOREMEN'S ASSOCIATION AFL-CIO COMMITTEE ON POLITICAL EDUCATION ILA-COPE	\$1,331,978
49	MARINE ENGINEERS' BENEFICIAL ASSOCIATION POLITICAL ACTION FUND AKA (MEBA POL ACTION FUND)	\$1,295,074
50	AFL-CIO COMMITTEE ON POLITICAL EDUCATION/POLITICAL CONTRIBUTIONS COMMITTEE	\$1,278,534



8 9 0 8 0 0 4 4 7 0

1987-88  
TOP 50 SPENDERS

1	NATIONAL SECURITY POLITICAL ACTION COMMITTEE	\$10,279,012
2	DEMOCRATIC REPUBLICAN INDEPENDENT VOTER EDUCATION COMMITTEE	\$8,475,552
3	REALTORS POLITICAL ACTION COMMITTEE	\$5,930,618
4	AMERICAN MEDICAL ASSOCIATION POLITICAL ACTION COMMITTEE	\$5,385,951
5	NRA POLITICAL VICTORY FUND	\$4,672,291
6	NATIONAL CONGRESSIONAL CLUB	\$4,140,237
7	CAMPAIGN AMERICA	\$4,025,876
8	NATIONAL COMMITTEE TO PRESERVE SOCIAL SECURITY PAC	\$4,002,228
9	AMERICAN CITIZENS FOR POLITICAL ACTION	\$3,870,927
10	ASSOCIATION OF TRIAL LAWYERS OF AMERICA POLITICAL ACTION COMMITTEE	\$3,870,741
11	AUTO DEALERS AND DRIVER FOR FREE TRADE PAC	\$3,849,920
12	NATIONAL EDUCATION ASSOCIATION POLITICAL ACTION COMMITTEE	\$3,817,328
13	LEAGUE OF CONSERVATION VOTERS	\$3,320,000
14	VOTER GUIDE '88	\$3,297,422
15	UAW - V - CAP (UAW VOLUNTARY COMMUNITY ACTION PROGRAM)	\$3,141,909
16	AMERICAN FEDERATION OF STATE COUNTY & MUNICIPAL EMPLOYEES - P E O P L E, QUALIFIED	\$3,037,105
17	MACHINISTS NON-PARTISAN POLITICAL LEAGUE	\$2,852,714
18	AMERICAN TELEPHONE & TELEGRAPH COMPANY INC P A C (AT&T PAC)	\$2,841,464
19	NATIONAL ASSOCIATION OF RETIRED FEDERAL EMPLOYEES POLITICAL ACTION COMMITTEE (NARFE-PAC)	\$2,533,201
20	COMMITTEE ON LETTER CARRIERS POLITICAL EDUCATION (LETTER CARRIERS POLITICAL ACTION FUND)	\$2,501,529
21	NATIONAL PAC	\$2,417,814
22	NATIONAL CONSERVATIVE POLITICAL ACTION COMMITTEE	\$2,339,521
23	HUMAN RIGHTS CAMPAIGN FUND	\$2,314,414
24	INTERNATIONAL BROTHERHOOD OF ELECTRICAL WORKERS COMMITTEE ON POLITICAL EDUCATION	\$2,271,106
25	RUFF POLITICAL ACTION COMMITTEE (RUFF-PAC)	\$2,265,623
26	NATIONAL COMMITTEE FOR AN EFFECTIVE CONGRESS	\$2,253,310
27	NATIONAL ASSOCIATION OF LIFE UNDERWRITERS POLITICAL ACTION COMMITTEE	\$2,073,769
28	CWA-COPE POLITICAL CONTRIBUTIONS COMMITTEE	\$2,002,039
29	NATIONAL RIGHT TO LIFE POLITICAL ACTION COMMITTEE	\$1,908,305
30	FUND FOR AMERICA'S FUTURE, INC; THE	\$1,866,704
31	TRANSPORTATION POLITICAL EDUCATION LEAGUE	\$1,860,933
32	LOUISIANA HOST COMMITTEE 1988 INC	\$1,817,308
33	TEXAS MEDICAL ASSOCIATION POLITICAL ACTION COMMITTEE-TEXPAC	\$1,789,142
34	ACTIVE BALLOT CLUB, A DEPT OF UNITED FOOD & COMMERCIAL WORKERS INT'L UNION	\$1,748,828
35	CONGRESSIONAL MAJORITY COMMITTEE	\$1,737,163
36	BUILD POLITICAL ACTION COMMITTEE OF THE NATIONAL ASSOCIATION OF HOME BUILDERS	\$1,720,241
37	DEALERS ELECTION ACTION COMMITTEE OF THE NATIONAL AUTOMOBILE DEALERS ASSOCIATION (NADA)	\$1,700,731
38	CARPENTERS' LEGISLATIVE IMPROVEMENT COMMITTEE	\$1,675,428
39	VICTORY '88 (FORMERLY JACK KEMP SUPER BOWL CMTE)	\$1,605,663
40	CITIZENS FOR THE REPUBLIC	\$1,605,634
41	AMERICAN FEDERATION OF TEACHERS COMMITTEE ON POLITICAL EDUCATION	\$1,601,748
42	UNITED STEELWORKERS OF AMERICA POLITICAL ACTION FUND	\$1,556,831
43	AIR LINE PILOTS ASSOCIATION POLITICAL ACTION COMMITTEE	\$1,527,509
44	SHEET METAL WORKERS INTERNATIONAL ASSOCIATION POLITICAL ACTION LEAGUE (PAL)	\$1,484,193
45	COMMITTEE FOR THOROUGH AGRICULTURAL POLITICAL EDUCATION OF ASSOCIATED MILK PRODUCERS, INC	\$1,423,579
46	AMERICAN BANKERS ASSOCIATION BANKPAC	\$1,362,525
47	SEAFARERS POLITICAL ACTIVITY DONATION (SPAD)	\$1,307,636
48	AFL-CIO COMMITTEE ON POLITICAL EDUCATION/POLITICAL CONTRIBUTIONS COMMITTEE	\$1,292,521
49	REPUBLICAN MAJORITY FUND	\$1,282,642
50	CAMPAIGN FOR A NEW MAJORITY (FEDERAL) (FKA CAMPAIGN FOR PROSPERITY)	\$1,261,674

1987-88

## TOP 50 CONTRIBUTORS TO FEDERAL CANDIDATES

1	REALTORS POLITICAL ACTION COMMITTEE	\$3,045,769
2	DEMOCRATIC REPUBLICAN INDEPENDENT VOTER EDUCATION COMMITTEE	\$2,865,224
3	AMERICAN MEDICAL ASSOCIATION POLITICAL ACTION COMMITTEE	\$2,315,646
4	NATIONAL EDUCATION ASSOCIATION POLITICAL ACTION COMMITTEE	\$2,104,689
5	NATIONAL ASSOCIATION OF RETIRED EMPLOYEES POLITICAL ACTION COMMITTEE (NARFE-PAC)	\$1,974,850
6	UAW - V - CAP (UAW VOLUNTARY COMMUNITY ACTION PROGRAM)	\$1,953,099
7	ASSOCIATION OF TRIAL LAWYERS OF AMERICA POLITICAL ACTION COMMITTEE	\$1,919,558
8	COMMITTEE ON LETTER CARRIERS POLITICAL EDUCATION (LETTER CARRIERS POLITICAL ACTION FUND)	\$1,732,482
9	AMERICAN FEDERATION OF STATE COUNTY & MUNICIPAL EMPLOYEES - P E O P L E, QUALIFIED	\$1,658,386
10	NACHINISTS NON-PARTISAN POLITICAL LEAGUE	\$1,492,780
11	BUILD POLITICAL ACTION COMMITTEE OF THE NATIONAL ASSOCIATION OF HOME BUILDERS	\$1,452,958
12	CARPENTERS' LEGISLATIVE IMPROVEMENT COMMITTEE	\$1,357,998
13	NATIONAL ASSOCIATION OF LIFE UNDERWRITERS POLITICAL ACTION COMMITTEE	\$1,329,150
14	AMERICAN TELEPHONE & TELEGRAPH COMPANY INC P A C (AT&T PAC)	\$1,305,112
15	AIR LINE PILOTS ASSOCIATION POLITICAL ACTION COMMITTEE	\$1,209,500
16	DEALERS ELECTION ACTION COMMITTEE OF THE NATIONAL AUTOHOBILE DEALERS ASSOCIATION (NADA)	\$1,202,420
17	INTERNATIONAL BROTHERHOOD OF ELECTRICAL WORKERS COMMITTEE ON POLITICAL EDUCATION	\$1,194,690
18	AUTO DEALERS AND DRIVER FOR FREE TRADE PAC	\$1,158,700
19	AMERICAN BANKERS ASSOCIATION BANKPAC	\$1,151,050
20	ACTIVE BALLOT CLUB, A DEPT OF UNITED FOOD & COMMERCIAL WORKERS INT'L UNION	\$1,147,610
21	NATIONAL PAC	\$1,134,500
22	SEAFARERS POLITICAL ACTIVITY DONATION (SPAD)	\$1,083,415
23	AFL-CIO COMMITTEE ON POLITICAL EDUCATION/POLITICAL CONTRIBUTIONS COMMITTEE	\$1,006,096
24	AMERICAN INSTITUTE OF CERTIFIED PUBLIC ACCOUNTANTS EFFECTIVE LEGISLATION COMMITTEE (AICPA)	\$907,159
25	UNITED STEELWORKERS OF AMERICA POLITICAL ACTION FUND	\$902,150
26	POLITICAL FUND COMMITTEE OF THE AMERICAN POSTAL WORKERS UNION, AFL-CIO	\$898,075
27	AMERICAN DENTAL POLITICAL ACTION COMMITTEE	\$886,500
28	AMERICAN FEDERATION OF TEACHERS COMMITTEE ON POLITICAL EDUCATION	\$865,053
29	COMMITTEE FOR THOROUGH AGRICULTURAL POLITICAL EDUCATION OF ASSOCIATED MILK PRODUCERS, INC	\$836,350
30	TRANSPORTATION POLITICAL EDUCATION LEAGUE	\$803,385
31	SHEET METAL WORKERS INTERNATIONAL ASSOCIATION POLITICAL ACTION LEAGUE (PAL)	\$801,000
32	NRA POLITICAL VICTORY FUND	\$772,756
33	UPSPAC	\$771,768
34	NATIONAL COMMITTEE TO PRESERVE SOCIAL SECURITY PAC	\$744,650
35	ASSOCIATED GENERAL CONTRACTORS POLITICAL ACTION COMMITTEE	\$740,225
36	CWA-COPE POLITICAL CONTRIBUTIONS COMMITTEE	\$733,090
37	DISTRICT 2 MARINE ENGINEERS BENEFICIAL ASSN-ASSOCIATED MARITIME OFFICERS, AFL-CIO, PAF	\$720,771
38	LABORERS' POLITICAL LEAGUE	\$685,925
39	NATIONAL COMMITTEE FOR AN EFFECTIVE CONGRESS	\$684,616
40	ENGINEERS POLITICAL EDUCATION COMMITTEE (EPECI)/INTERNATIONAL UNION OF OPERATING ENGINEERS	\$678,731
41	AMERICAN ACADEMY OF OPHTHALMOLOGY INC POLITICAL COMMITTEE ("OPHTHPAC")	\$644,000
42	INDEPENDENT INSURANCE AGENTS OF AMERICA INC POLITICAL ACTION COMMITTEE (INSURPAC)	\$612,167
43	FEDERAL EXPRESS CORPORATION POLITICAL ACTION COMMITTEE "FEPAC"	\$573,537
44	MARINE ENGINEERS' BENEFICIAL ASSOCIATION POLITICAL ACTION FUND AKA (MEBA POL ACTION FUND)	\$560,200
45	PHILIP MORRIS POLITICAL ACTION COMMITTEE (AKA PHIL-PAC)	\$558,530
46	VALLEY EDUCATION FUND*	\$553,576
47	AMALGAMATED TRANSIT UNION-COPE	\$543,687
48	U S LEAGUE-SAVINGS ASSOCIATION POLITICAL ELECTIONS COMMITTEE	\$537,550
49	UNITED ASSOCIATION OF JOURNEYMEN AND APPRENTICES OF THE PLUMBING AND PIPEFITTERS INDUSTRY	\$472,686
50	MID-AMERICA DAIRYMEN INC AGRICULTURAL & DAIRY EDUCATIONAL POLITICAL TRUST ADEPT	\$458,650

1987-88

## TOP 50 MONEY RAISERS - CORPORATE PAC'S

1	AMERICAN TELEPHONE & TELEGRAPH COMPANY INC P A C (AT&T PAC)	\$3,043,510
2	FEDERAL EXPRESS CORPORATION POLITICAL ACTION COMMITTEE "FEPAC"	\$1,139,978
3	USPAC	\$905,482
4	PHILIP MORRIS POLITICAL ACTION COMMITTEE (AKA PHIL-PAC)	\$843,766
5	WASTE MANAGEMENT INC EMPLOYEES' BETTER GOVERNMENT FUND ("WMI PAC")	\$653,361
6	NON-PARTISAN POLITICAL SUPPORT COMMITTEE FOR GENERAL ELECTRIC COMPANY EMPLOYEES	\$645,878
7	UNION PACIFIC FUND FOR EFFECTIVE GOVERNMENT	\$634,107
8	COASTAL CORP. EMPLOYEE ACTION FUND	\$631,363
9	BARNETT PEOPLE FOR BETTER GOVERNMENT INC - FEDERAL A PAC OF BARNETT BANKS OF FLORIDA INC	\$608,095
10	AMOCO POLITICAL ACTION COMMITTEE (AMOCO PAC)	\$587,873
11	CITICORP VOLUNTARY POLITICAL ACTION COMMITTEE (AF-PAC)	\$580,099
12	AMERICAN FAMILY POLITICAL ACTION COMMITTEE (AF-PAC)	\$551,671
13	LOCKHEED EMPLOYEES POLITICAL ACTION COMMITTEE	\$549,734
14	MORGAN STANLEY BETTER GOVERNMENT FUND	\$538,351
15	ARGO PAC, ATLANTIC RICHFIELD COMPANY	\$518,230
16	MORGAN COMPANIES POLITICAL ACTION COMMITTEE (MORGANPAC)	\$514,285
17	ROCKWELL INTERNATIONAL CORPORATION GOOD GOVERNMENT COMMITTEE	\$499,610
18	NORTHROP EMPLOYEES POLITICAL ACTION COMMITTEE (AKA NEPAC)	\$479,352
19	CENTRAL BANCSHARES OF THE SOUTH, INC POLITICAL ACTION COMMITTEE ("CENTRAL BANCPAC")	\$468,763
20	RJR POLITICAL ACTION COMMITTEE RJR NABISCO INC (RJR PAC)	\$461,918
21	CHRYSLER CORPORATION POLITICAL SUPPORT COMMITTEE A/K/A CHRYSLER POLITICAL SUPPORT COMTE	\$452,207
22	TRAVELERS CORPORATION POLITICAL ACTION COMMITTEE (T-PAC); THE	\$450,544
23	CIVIC INVOLVEMENT PROGRAM/GENERAL MOTORS CORP.	\$446,208
24	PFIZER PAC	\$435,937
25	TEXTRON INC POLITICAL ACTION COMMITTEE	\$421,953
26	GENERAL DYNAMICS CORPORATION VOLUNTARY POLITICAL CONTRIBUTION PLAN	\$411,780
27	GRUMMAN POLITICAL ACTION COMMITTEE	\$411,316
28	HUGHES AIRCRAFT COMPANY ACTIVE CITIZENSHIP FUND (AKA HUGHES ACTIVE CITIZENSHIP FUND)	\$409,721
29	UNITED TECHNOLOGIES CORPORATION, POLITICAL ACTION COMMITTEE	\$388,790
30	HENLEY GROUP INC EMPLOYEES CMTE FOR SENSIBLE GOV'T (HENLEY COSIGN) (FKA SIGNAL COSIGN)	\$380,102
31	TENNECO INC. EMPLOYEES GOOD GOVERNMENT FUND (AKA TENNECO EMPLOYEES GOOD GOVERNMENT FUND)	\$378,474
32	SALOMON BROTHERS INC POLITICAL ACTION COMMITTEE	\$376,750
33	TEXAS AIR CORPORATION POLITICAL ACTION COMMITTEE (TAC PAC)	\$367,671
34	FORD MOTOR COMPANY CIVIC ACTION FUND	\$367,142
35	PHILLIPS PETROLEUM COMPANY POLITICAL ACTION COMMITTEE	\$364,141
36	METROPOLITAN EMPLOYEES' POLITICAL PARTICIPATION FUND A	\$357,905
37	HOUSTON INDUSTRIES POLITICAL ACTION COMMITTEE	\$357,429
38	CHEVRON EMPLOYEES POLITICAL ACTION COMMITTEE	\$347,353
39	MCDONALD'S CORPORATION POLITICAL ACTION COMMITTEE	\$344,366
40	FMC CORPORATION GOOD GOVERNMENT PROGRAM	\$341,264
41	ACTION FUND OF SHEARSON LEHMAN HUTTON INC	\$335,400
42	CIGNA CORPORATION POLITICAL ACTION COMMITTEE	\$334,993
43	AETNA LIFE AND CASUALTY COMPANY POLITICAL ACTION COMMITTEE	\$333,008
44	RAYTHEON COMPANY POLITICAL ACTION COMMITTEE	\$325,358
45	HARRIS CORPORATION-FEDERAL POLITICAL ACTION COMMITTEE	\$322,045
46	BEAR, STEARNS AND CO POLITICAL CAMPAIGN COMMITTEE	\$316,600
47	ALLIED-SIGNAL POLITICAL ACTION COMMITTEE	\$316,502
48	BOEING COMPANY POLITICAL ACTION COMMITTEE (BPAC)	\$316,103
49	CONTINENTAL TELECOM INC POLITICAL ACTION COMMITTEE (CONTELPAC)	\$313,565
50	DREXEL BURNHAM LAMBERT POLITICAL ACTION COMMITTEE (DBL-PAC)	\$310,188

1987-88  
TOP 50 SPENDERS - CORPORATE PAC'S

1	AMERICAN TELEPHONE & TELEGRAPH COMPANY INC P A C (AT&T PAC)	\$2,841,464
2	FEDERAL EXPRESS CORPORATION POLITICAL ACTION COMMITTEE "FEPAC"	\$1,093,998
3	UPSPAC	\$943,815
4	PHILIP MORRIS POLITICAL ACTION COMMITTEE (AKA PHIL-PAC)	\$870,478
5	NON-PARTISAN POLITICAL SUPPORT COMMITTEE FOR GENERAL ELECTRIC COMPANY EMPLOYEES	\$619,253
6	WASTE MANAGEMENT INC EMPLOYEES' BETTER GOVERNMENT FUND ("WMI PAC")	\$615,059
7	AMOCO POLITICAL ACTION COMMITTEE (AMOCO PAC)	\$596,603
8	CITICORP VOLUNTARY POLITICAL FUND FEDERAL	\$588,587
9	AMERICAN FAMILY POLITICAL ACTION COMMITTEE (AF-PAC)	\$543,112
10	BARNETT PEOPLE FOR BETTER GOVERNMENT INC - FEDERAL A PAC OF BARNETT BANKS OF FLORIDA INC	\$532,509
11	LOCKHEED EMPLOYEES POLITICAL ACTION COMMITTEE	\$517,715
12	ARCO PAC, ATLANTIC RICHFIELD COMPANY	\$503,471
13	UNION PACIFIC FUND FOR EFFECTIVE GOVERNMENT	\$495,482
14	MORGAN COMPANIES POLITICAL ACTION COMMITTEE (MORGANPAC)	\$492,681
15	ROCKWELL INTERNATIONAL CORPORATION GOOD GOVERNMENT COMMITTEE	\$488,274
16	CHRYSLER CORPORATION POLITICAL SUPPORT COMMITTEE A/K/A CHRYSLER POLITICAL SUPPORT COMTE	\$466,693
17	MORGAN STANLEY BETTER GOVERNMENT FUND	\$465,992
18	COASTAL CORP. EMPLOYEE ACTION FUND	\$463,844
19	PFIZER PAC	\$437,066
20	CIVIC INVOLVEMENT PROGRAM/GENERAL MOTORS CORP.	\$425,214
21	TEXTRON INC POLITICAL ACTION COMMITTEE	\$419,018
22	NORTROP EMPLOYEES POLITICAL ACTION COMMITTEE (AKA NEPAC)	\$412,181
23	HUGHES AIRCRAFT COMPANY ACTIVE CITIZENSHIP FUND (AKA HUGHES ACTIVE CITIZENSHIP FUND)	\$411,305
24	GENERAL DYNAMICS CORPORATION VOLUNTARY POLITICAL CONTRIBUTION PLAN	\$391,164
25	UNITED TECHNOLOGIES CORPORATION, POLITICAL ACTION COMMITTEE	\$390,894
26	FMC CORPORATION GOOD GOVERNMENT PROGRAM	\$365,392
27	SALOMON BROTHERS INC POLITICAL ACTION COMMITTEE	\$364,044
28	HOUSTON INDUSTRIES POLITICAL ACTION COMMITTEE	\$364,032
29	PACIFIC TELESIS GROUP FEDERAL POLITICAL ACTION COMMITTEE (T-PAC); THE	\$362,758
30	TRAVELERS CORPORATION POLITICAL ACTION COMMITTEE	\$359,948
31	HARRIS CORPORATION-FEDERAL POLITICAL ACTION COMMITTEE	\$357,067
32	TENNECO INC. EMPLOYEES GOOD GOVERNMENT FUND (AKA TENNECO EMPLOYEES GOOD GOVERNMENT FUND)	\$349,943
33	METROPOLITAN EMPLOYEES' POLITICAL PARTICIPATION FUND A	\$348,971
34	CHEVRON EMPLOYEES POLITICAL ACTION COMMITTEE	\$348,897
35	RJR POLITICAL ACTION COMMITTEE RJR NABISCO INC (RJR PAC)	\$344,512
36	AETNA LIFE AND CASUALTY COMPANY POLITICAL ACTION COMMITTEE	\$342,421
37	BOEING COMPANY POLITICAL ACTION COMMITTEE (BPAC)	\$342,146
38	PHILLIPS PETROLEUM COMPANY POLITICAL ACTION COMMITTEE	\$336,699
39	GRUMMAN POLITICAL ACTION COMMITTEE	\$333,377
40	ALLIED-SIGNAL POLITICAL ACTION COMMITTEE	\$331,654
41	TEXAS AIR CORPORATION POLITICAL ACTION COMMITTEE (TAC PAC)	\$330,798
42	CONTINENTAL TELECOM INC POLITICAL ACTION COMMITTEE (CONTELPAC)	\$323,973
43	ACTION FUND OF SHEARSON LEHMAN HUTTON INC	\$322,293
44	FORD MOTOR COMPANY CIVIC ACTION FUND	\$317,748
45	CIGNA CORPORATION POLITICAL ACTION COMMITTEE	\$316,307
46	COCA-COLA COMPANY NONPARTISAN COMMITTEE FOR GOOD GOVERNMENT	\$314,617
47	COOPER INDUSTRIES POLITICAL ACTION COMMITTEE (CIPAC)	\$312,500
48	GSMI HOLDINGS INC POLITICAL ACTION COMMITTEE AKA GOLDMAN SACHS PAC	\$306,152
49	MOBIL OIL CORPORATION POLITICAL ACTION COMMITTEE (A/K/A MOBIL PAC)	\$302,515
50	MCDONALD'S CORPORATION POLITICAL ACTION COMMITTEE	

8 9 0 8 0 2 0 4 4 7 4

1987-88  
CORPORATE  
TOP 50 CONTRIBUTORS TO FEDERAL CANDIDATES

1	AMERICAN TELEPHONE & TELEGRAPH COMPANY INC P A C (AT&T PAC)	\$1,305,112
2	USEPAC	\$771,768
3	FEDERAL EXPRESS CORPORATION POLITICAL ACTION COMMITTEE "FEPAC"	\$573,537
4	PHILIP MORRIS POLITICAL ACTION COMMITTEE (AKA PHIL-PAC)	\$558,530
5	MORGAN COMPANIES POLITICAL ACTION COMMITTEE (MORGANPAC)	\$445,900
6	LOCKHEED EMPLOYEES POLITICAL ACTION COMMITTEE	\$441,834
7	WASTE MANAGEMENT INC EMPLOYEES' BETTER GOVERNMENT FUND ("WMI PAC")	\$418,116
8	TEXTRON INC POLITICAL ACTION COMMITTEE	\$411,431
9	CITICORP VOLUNTARY POLITICAL ACTION COMMITTEE (AKA NEPAC)	\$383,517
10	NORTHROP EMPLOYEES POLITICAL ACTION COMMITTEE	\$382,345
11	FMC CORPORATION GOOD GOVERNMENT PROGRAM	\$379,768
12	ROCKWELL INTERNATIONAL CORPORATION GOOD GOVERNMENT COMMITTEE	\$375,700
13	BARNETT PEOPLE FOR BETTER GOVERNMENT INC - FEDERAL A PAC OF BARNETT BANKS OF FLORIDA INC	\$358,450
14	UNION PACIFIC FUND FOR EFFECTIVE GOVERNMENT	\$343,996
15	UNITED TECHNOLOGIES CORPORATION, POLITICAL ACTION COMMITTEE	\$334,900
16	AMERICAN FAMILY POLITICAL ACTION COMMITTEE (AF-PAC)	\$325,485
17	BOEING COMPANY POLITICAL ACTION COMMITTEE (BPAC)	\$320,170
18	CONTINENTAL TELECOM INC POLITICAL ACTION COMMITTEE (CONTELPAC)	\$318,764
19	AMOCO POLITICAL ACTION COMMITTEE (AMOCO PAC)	\$317,745
20	NON-PARTISAN POLITICAL SUPPORT COMMITTEE FOR GENERAL ELECTRIC COMPANY EMPLOYEES	\$305,983
21	CHRYSLER CORPORATION POLITICAL SUPPORT COMMITTEE A/K/A CHRYSLER POLITICAL SUPPORT COMTE	\$302,250
22	HARRIS CORPORATION-FEDERAL POLITICAL ACTION COMMITTEE	\$299,100
23	HUGHES AIRCRAFT COMPANY ACTIVE CITIZENSHIP FUND (AKA HUGHES ACTIVE CITIZENSHIP FUND)	\$296,748
24	ARCO PAC, ATLANTIC RICHFIELD COMPANY	\$296,125
25	ALLED-SIGNAL POLITICAL ACTION COMMITTEE	\$292,250
26	COOPER INDUSTRIES POLITICAL ACTION COMMITTEE (CIPAC)	\$285,049
27	GENERAL DYNAMICS CORPORATION VOLUNTARY POLITICAL CONTRIBUTION PLAN	\$279,600
28	TENNECO INC. EMPLOYEES GOOD GOVERNMENT FUND (AKA TENNECO EMPLOYEES GOOD GOVERNMENT FUND)	\$277,815
29	CHEVRON EMPLOYEES POLITICAL ACTION COMMITTEE	\$260,675
30	RJR POLITICAL ACTION COMMITTEE RJR NABISCO INC (RJR PAC)	\$260,460
31	PACIFIC TELESIS GROUP FEDERAL POLITICAL ACTION COMMITTEE (PACIFIC TELESIS FEDERAL PAC)	\$257,350
32	FIRST BOSTON-POLITICAL ACTION COMMITTEE (FB-PAC); THE	\$256,650
33	MCDONNELL DOUGLAS GOOD GOVERNMENT FUND	\$253,404
34	MARTIN MARIETTA CORPORATION POLITICAL ACTION COMMITTEE	\$251,475
35	GRUMMAN POLITICAL ACTION COMMITTEE	\$249,037
36	PHILLIPS PETROLEUM COMPANY POLITICAL ACTION COMMITTEE	\$245,595
37	METROPOLITAN EMPLOYEES' POLITICAL PARTICIPATION FUND A	\$242,550
38	MOBIL OIL CORPORATION POLITICAL ACTION COMMITTEE (A/K/A MOBIL PAC)	\$237,668
39	J C PENNEY COMPANY POLITICAL ACTION COMMITTEE (PENNEY PAC)	\$237,558
40	COASTAL CORP. EMPLOYEE ACTION FUND	\$231,855
41	TEXAS AIR CORPORATION POLITICAL ACTION COMMITTEE (TAC PAC)	\$230,300
42	GSMI HOLDINGS INC POLITICAL ACTION COMMITTEE AKA GOLDMAN SACHS PAC	\$230,100
43	MCDONALD'S CORPORATION POLITICAL ACTION COMMITTEE	\$219,835
44	SOUTHERN BELL TELEPHONE AND TELEGRAPH COMPANY FEDERAL PAC (SOBELL PAC)	\$217,975
45	LITTON INDUSTRIES INC EMPLOYEES POLITICAL ASSISTANCE COMMITTEE (LEPAC)	\$214,790
46	COCA-COLA COMPANY NONPARTISAN COMMITTEE FOR GOOD GOVERNMENT	\$213,984
47	UNITED TELECOMMUNICATIONS, INC POLITICAL ACTION COMMITTEE (UNIPAC)	\$208,648
48	TRW GOOD GOVERNMENT FUND	\$208,500
49	WESTVACO CORPORATION POLITICAL PARTICIPATION PROGRAM	\$206,000
50	MORGAN STANLEY BETTER GOVERNMENT FUND	

8 9 0 8 0 2 0 4 4 7 5

1987-88

TOP 50 MONEY RAISERS - LABOR PAC'S

1	DEMOCRATIC REPUBLICAN INDEPENDENT VOTER EDUCATION COMMITTEE	\$9,233,078
2	NATIONAL EDUCATION ASSOCIATION POLITICAL ACTION COMMITTEE	\$3,833,218
3	UAW - V - CAP (UAW VOLUNTARY COMMUNITY ACTION PROGRAM)	\$3,604,261
4	AMERICAN FEDERATION OF STATE COUNTY & MUNICIPAL EMPLOYEES - P E O P L E, QUALIFIED	\$2,930,267
5	MACHINISTS NON-PARTISAN POLITICAL LEAGUE	\$2,873,321
6	COMMITTEE ON LETTER CARRIERS POLITICAL EDUCATION (LETTER CARRIERS POLITICAL ACTION FUND)	\$2,397,174
7	CWA-COPE POLITICAL CONTRIBUTIONS COMMITTEE	\$2,143,909
8	INTERNATIONAL BROTHERHOOD OF ELECTRICAL WORKERS COMMITTEE ON POLITICAL EDUCATION	\$2,009,316
9	TRANSPORTATION POLITICAL EDUCATION LEAGUE	\$1,873,149
10	UNITED STEELWORKERS OF AMERICA POLITICAL ACTION FUND	\$1,840,234
11	ACTIVE BALLOT CLUB, A DEPT OF UNITED FOOD & COMMERCIAL WORKERS INT'L UNION	\$1,836,089
12	CARPENTERS' LEGISLATIVE IMPROVEMENT COMMITTEE	\$1,719,961
13	AMERICAN FEDERATION OF TEACHERS COMMITTEE ON POLITICAL EDUCATION	\$1,564,562
14	SHEET METAL WORKERS INTERNATIONAL ASSOCIATION POLITICAL ACTION LEAGUE (PAL)	\$1,535,948
15	AIR LINE PILOTS ASSOCIATION POLITICAL ACTION COMMITTEE	\$1,511,817
16	INTERNATIONAL LONGSHOREMEN'S ASSOCIATION AFL-CIO COMMITTEE ON POLITICAL EDUCATION ILA-COPE	\$1,331,978
17	MARINE ENGINEERS' BENEFICIAL ASSOCIATION POLITICAL ACTION FUND AKA (MEBA POL ACTION FUND)	\$1,295,074
18	AFL-CIO COMMITTEE ON POLITICAL EDUCATION/POLITICAL CONTRIBUTIONS COMMITTEE	\$1,278,534
19	SEAFARERS POLITICAL ACTIVITY DONATION (SPAD)	\$1,228,414
20	VOICE OF TEACHERS FOR EDUCATION/COMMITTEE ON POLITICAL EDUCATION (VOTE COPE)	\$1,212,499
21	POLITICAL FUND COMMITTEE OF THE AMERICAN POSTAL WORKERS UNION, AFL-CIO	\$1,139,547
22	INTERNATIONAL LADIES GARMENT WORKERS UNION CAMPAIGN COMMITTEE	\$1,001,251
23	UNITED FEDERATION OF TEACHERS COPE	\$876,720
24	ENGINEERS POLITICAL EDUCATION COMMITTEE (EPEC)/INTERNATIONAL UNION OF OPERATING ENGINEERS	\$844,825
25	IRONWORKERS POLITICAL ACTION LEAGUE	\$843,093
26	LABORERS' POLITICAL LEAGUE	\$824,999
27	DISTRICT 2 MARINE ENGINEERS BENEFICIAL ASSN-ASSOCIATED MARITIME OFFICERS, AFL-CIO, PAF	\$805,472
28	UNITED ASSOCIATION OF JOURNEYMEN AND APPRENTICES OF THE PLUMBING AND PIPEFITTERS INDUSTRY	\$745,144
29	NEW YORK STATE LABORERS POLITICAL ACTION COMMITTEE	\$738,166
30	DISTRICT COUNCIL 37 PUBLIC EMPLOYERS ORGANIZED FOR POLITICAL AND LEGISLATIVE EQUALITY	\$675,625
31	AMALGAMATED TRANSIT UNION-COPE	\$615,392
32	RESPONSIBLE CITIZENS POLITICAL LEAGUE-A PROJECT OF THE TRANS COMM INTL UNION(TCUIFKA(BRAC)	\$593,988
33	SERVICE EMPLOYEES INT'L UNION COMMITTEE ON POLITICAL EDUCATION POLITICAL CAMPAIGN COMM	\$584,002
34	NEW JERSEY STATE LABORERS POLITICAL ACTION COMMITTEE	\$582,429
35	NATIONAL RURAL LETTER CARRIERS' ASSOCIATION POLITICAL ACTION COMMITTEE	\$560,591
36	UNITED MINE WORKERS OF AMERICA - COAL MINERS POLITICAL ACTION COMMITTEE	\$488,599
37	OREGON EDUCATION ASSOCIATION PEOPLE FOR IMPROVEMENT OF EDUCATION	\$461,723
38	MARINE ENGINEERS BENEFICIAL ASSOCIATION RETIREES GROUP FUND AKA (MEBA RETIREES GROUP FUND)	\$406,953
39	LOCAL 745 DRIVE	\$389,372
40	AMALGAMATED CLOTHING AND TEXTILE WORKERS UNION - POLITICAL ACTION COMMITTEE (ACTWU-PAC)	\$348,354
41	TRANSPORT WORKERS UNION - LOCAL 100 POLITICAL CONTRIBUTIONS COMMITTEE	\$344,368
42	TRANSPORT WORKERS UNION POLITICAL CONTRIBUTIONS COMMITTEE	\$341,566
43	BROTHERHOOD OF LOCOMOTIVE ENGINEERS LEGISLATIVE LEAGUE	\$339,126
44	INTERNATIONAL UNION OF BRICKLAYERS AND ALLIED CRAFTSMEN POLITICAL ACTION COMMITTEE	\$336,559
45	AMERICAN NURSES' ASSOCIATION PAC (ANA-PAC) (FKA N-CAP)	\$333,840
46	INTERNATIONAL BROTHERHOOD OF PAINTERS & ALLIED TRADES POLITICAL ACTION TOGETHER POL CMTE	\$333,518
47	TEAMSTERS JOINT COUNCIL NO 53 POLITICAL ACTION COMMITTEE DRIVE	\$329,191
48	IUE CMTE ON POL EDUC INT'L UNION/ELECTRONIC ELECTRICAL TECH SALARIED MACH WORKERS AFL-CIO	\$327,211
49	LOCAL 1814 INTERNATIONAL LONGSHOREMENS ASSOC AFL-CIO POLITICAL ACTION AND EDUCATION FUND	\$325,925
50	COPE COMMITTEE OF THE UNITED RUBBER CORK LINOLEUM AND PLASTIC WORKERS OF AMERICA AFL-CIO	\$314,787

8 9 0 8 0 2 0 4 4 7 6

1987-88  
TOP 50 SPENDERS - LABOR PAC'S

1	DEMOCRATIC REPUBLICAN INDEPENDENT VOTER EDUCATION COMMITTEE	\$8,475,552
2	NATIONAL EDUCATION ASSOCIATION POLITICAL ACTION COMMITTEE	\$3,617,322
3	UAW - V - CAP (UAW VOLUNTARY COMMUNITY ACTION PROGRAM)	\$3,141,909
4	AMERICAN FEDERATION OF STATE COUNTY & MUNICIPAL EMPLOYEES - P O P L E, QUALIFIED	\$3,037,105
5	MACHINISTS NON-PARTISAN POLITICAL LEAGUE	\$2,852,714
6	COMMITTEE ON LETTER CARRIERS POLITICAL EDUCATION (LETTER CARRIERS POLITICAL ACTION FUND)	\$2,501,529
7	INTERNATIONAL BROTHERHOOD OF ELECTRICAL WORKERS COMMITTEE ON POLITICAL EDUCATION	\$2,271,106
8	CWA-COPE POLITICAL CONTRIBUTIONS COMMITTEE	\$2,002,039
9	TRANSPORTATION POLITICAL EDUCATION LEAGUE	\$1,860,933
10	ACTIVE BALLOT CLUB, A DEPT OF UNITED FOOD & COMMERCIAL WORKERS INT'L UNION	\$1,748,828
11	CARPENTERS' LEGISLATIVE IMPROVEMENT COMMITTEE	\$1,675,428
12	AMERICAN FEDERATION OF TEACHERS COMMITTEE ON POLITICAL EDUCATION	\$1,601,748
13	UNITED STEELWORKERS OF AMERICA POLITICAL ACTION FUND	\$1,556,831
14	AIR LINE PILOTS ASSOCIATION POLITICAL ACTION COMMITTEE	\$1,527,509
15	SHEET METAL WORKERS INTERNATIONAL ASSOCIATION POLITICAL ACTION LEAGUE (PAL)	\$1,484,193
16	SEAFARERS POLITICAL ACTIVITY DONATION (SPAD)	\$1,307,636
17	AFL-CIO COMMITTEE ON POLITICAL EDUCATION/POLITICAL CONTRIBUTIONS COMMITTEE	\$1,292,521
18	POLITICAL FUND COMMITTEE OF THE AMERICAN POSTAL WORKERS UNION, AFL-CIO	\$1,174,284
19	MARINE ENGINEERS' BENEFICIAL ASSOCIATION POLITICAL ACTION FUND AKA (MEBA POL ACTION FUND)	\$1,043,499
20	UNITED FEDERATION OF TEACHERS COPE	\$875,876
21	LABORERS' POLITICAL LEAGUE	\$871,480
22	VOICE OF TEACHERS FOR EDUCATION/COMMITTEE ON POLITICAL EDUCATION (VOTE COPE)	\$870,710
23	DISTRICT 2 MARINE ENGINEERS BENEFICIAL ASSN-ASSOCIATED MARITIME OFFICERS, AFL-CIO, PAF	\$866,783
24	IRONWORKERS POLITICAL EDUCATION LEAGUE	\$846,331
25	ENGINEERS POLITICAL EDUCATION COMMITTEE (EPEC)/INTERNATIONAL UNION OF OPERATING ENGINEERS	\$801,966
26	INTERNATIONAL LADIES GARMENT WORKERS UNION CAMPAIGN COMMITTEE	\$779,860
27	UNITED ASSOCIATION OF JOURNEYMEN AND APPRENTICES OF THE PLUMBING AND PIPEFITTERS INDUSTRY	\$718,992
28	DISTRICT COUNCIL 37 PUBLIC EMPLOYEES ORGANIZED FOR POLITICAL AND LEGISLATIVE EQUALITY	\$694,707
29	NEW YORK STATE LABORERS POLITICAL ACTION COMMITTEE	\$658,227
30	INTERNATIONAL LONGSHOREMEN'S ASSOCIATION AFL-CIO COMMITTEE ON POLITICAL EDUCATION ILA-COPE	\$649,486
31	RESPONSIBLE CITIZENS POLITICAL LEAGUE-A PROJECT OF THE TRANS COMM INTL UNION(TCU)FKA(BRAC)	\$603,565
32	AMALGAMATED TRANSIT UNION-COPE	\$596,717
33	NATIONAL RURAL LETTER CARRIERS' ASSOCIATION POLITICAL ACTION COMMITTEE	\$553,136
34	SERVICE EMPLOYEES INT'L UNION COMMITTEE ON POLITICAL EDUCATION POLITICAL CAMPAIGN COMM	\$546,691
35	UNITED NINE WORKERS OF AMERICA - COAL MINERS POLITICAL ACTION COMMITTEE	\$533,172
36	NEW JERSEY STATE LABORERS POLITICAL ACTION COMMITTEE	\$520,602
37	OREGON EDUCATION ASSOCIATION PEOPLE FOR IMPROVEMENT OF EDUCATION	\$475,837
38	MARINE ENGINEERS BENEFICIAL ASSOCIATION RETIREES GROUP FUND AKA (MEBA RETIREES GROUP FUND)	\$393,443
39	AMALGAMATED CLOTHING AND TEXTILE WORKERS UNION - POLITICAL ACTION COMMITTEE (ACTWU-PAC)	\$352,915
40	LOCAL 1814 INTERNATIONAL LONGSHOREMENS ASSOC AFL-CIO POLITICAL ACTION AND EDUCATION FUND	\$338,210
41	COPE COMMITTEE OF THE UNITED RUBBER CORK LINGOLEUM AND PLASTIC WORKERS OF AMERICA AFL-CIO	\$333,811
42	TRANSPORT WORKERS UNION POLITICAL CONTRIBUTIONS COMMITTEE	\$324,634
43	IUE CMTE ON POL EDUC INT'L UNION/ELECTRONIC ELECTRICAL TECH SALARIED MACH WORKERS AFL-CIO	\$321,151
44	INTERNATIONAL UNION OF BRICKLAYERS AND ALLIED CRAFTSMEN POLITICAL ACTION COMMITTEE	\$313,840
45	TRANSPORT WORKERS UNION - LOCAL 100 POLITICAL CONTRIBUTIONS COMMITTEE	\$308,918
46	TEAMSTERS JOINT COUNCIL NO 53 POLITICAL ACTION COMMITTEE DRIVE	\$296,679
47	AMERICAN NURSES' ASSOCIATION PAC (ANA-PAC) (FKA N-CAP)	\$292,795
48	SHEET METAL WORKERS INTERNATIONAL ASSOCIATION LOCAL 28 POLITICAL ACTION COMMITTEE	\$290,408
49	NATIONAL TREASURY EMPLOYEES UNION POLITICAL ACTION COMMITTEE (TEPAC)	\$282,736
50	BROTHERHOOD OF LOCOMOTIVE ENGINEERS LEGISLATIVE LEAGUE	\$273,000

8 9 0 8 0 2 0 4 4 7 7

1987-88  
LABOR  
TOP 50 CONTRIBUTORS TO FEDERAL CANDIDATES

1	DEMOCRATIC REPUBLICAN INDEPENDENT VOTER EDUCATION COMMITTEE	\$2,865,224
2	NATIONAL EDUCATION ASSOCIATION POLITICAL ACTION COMMITTEE	\$2,104,689
3	UAW - V - CAP (UAW VOLUNTARY COMMUNITY ACTION PROGRAM)	\$1,953,099
4	COMMITTEE ON LETTER CARRIERS POLITICAL EDUCATION (LETTER CARRIERS POLITICAL ACTION FUND)	\$1,732,482
5	AMERICAN FEDERATION OF STATE COUNTY & MUNICIPAL EMPLOYEES - P O P L E, QUALIFIED	\$1,658,386
6	MACHINISTS NON-PARTISAN POLITICAL LEAGUE	\$1,492,780
7	CARPENTERS' LEGISLATIVE IMPROVEMENT COMMITTEE	\$1,357,998
8	AIR LINE PILOTS ASSOCIATION POLITICAL ACTION COMMITTEE	\$1,209,500
9	INTERNATIONAL BROTHERHOOD OF ELECTRICAL WORKERS COMMITTEE ON POLITICAL EDUCATION	\$1,194,690
10	ACTIVE BALLOT CLUB, A DEPT OF UNITED FOOD & COMMERCIAL WORKERS INT'L UNION	\$1,147,610
11	SEAFARERS POLITICAL ACTIVITY DONATION (SPAD)	\$1,083,415
12	AFL-CIO COMMITTEE ON POLITICAL EDUCATION/POLITICAL CONTRIBUTIONS COMMITTEE	\$1,006,096
13	UNITED STEELWORKERS OF AMERICA POLITICAL ACTION FUND	\$902,150
14	POLITICAL FUND COMMITTEE OF THE AMERICAN POSTAL WORKERS UNION, AFL-CIO	\$898,075
15	AMERICAN FEDERATION OF TEACHERS COMMITTEE ON POLITICAL EDUCATION	\$865,063
16	TRANSPORTATION POLITICAL EDUCATION LEAGUE	\$803,385
17	SHEET METAL WORKERS INTERNATIONAL ASSOCIATION POLITICAL ACTION LEAGUE (PAL)	\$801,000
18	CWA-COPE POLITICAL CONTRIBUTIONS COMMITTEE	\$733,090
19	DISTRICT 2 MARINE ENGINEERS BENEFICIAL ASSN-ASSOCIATED MARITIME OFFICERS, AFL-CIO, PAF	\$720,771
20	LABORERS' POLITICAL LEAGUE	\$685,925
21	ENGINEERS POLITICAL EDUCATION COMMITTEE (EPEC)/INTERNATIONAL UNION OF OPERATING ENGINEERS	\$678,731
22	MARINE ENGINEERS' BENEFICIAL ASSOCIATION POLITICAL ACTION FUND AKA (HEBA POL ACTION FUND)	\$560,200
23	AMALGAMATED TRANSIT UNION-COPE	\$543,687
24	UNITED ASSOCIATION OF JOURNEYMEN AND APPRENTICES OF THE PLUMBING AND PIPEFITTERS INDUSTRY	\$472,686
25	IRONWORKERS POLITICAL ACTION LEAGUE	\$478,050
26	NATIONAL RURAL LETTER CARRIERS' ASSOCIATION POLITICAL ACTION COMMITTEE	\$398,280
27	INTERNATIONAL LADIES GARMENT WORKERS UNION CAMPAIGN COMMITTEE	\$393,929
28	RESPONSIBLE CITIZENS POLITICAL LEAGUE-A PROJECT OF THE TRANS COMM INTL UNION(TCU)FKA(BRAC)	\$375,398
29	SERVICE EMPLOYEES INT'L UNION COMMITTEE ON POLITICAL EDUCATION POLITICAL CAMPAIGN COMM	\$319,808
30	UNITED MINE WORKERS OF AMERICA - COAL MINERS POLITICAL ACTION COMMITTEE	\$309,068
31	AMERICAN NURSES' ASSOCIATION PAC (ANA-PAC) (FKA N-CAP)	\$272,758
32	AMALGAMATED CLOTHING AND TEXTILE WORKERS UNION - POLITICAL ACTION COMMITTEE (ACTWU-PAC)	\$262,850
33	TRANSPORT WORKERS UNION POLITICAL CONTRIBUTIONS COMMITTEE	\$221,780
34	INTERNATIONAL BROTHERHOOD OF BOILERMAKERS, IN SP BLDRS, BMTHS, FRGRS & HLPERS-LEG ED..FUND	\$213,225
35	AMERICAN FEDERATION OF GOVERNMENT EMPLOYEES' POLITICAL ACTION COMMITTEE	\$211,515
36	HOTEL EMPLOYEES & RESTAURANT EMPLOYEES INT'L UNION T I P - "TO INSURE PROGRESS"	\$208,320
37	COPE COMMITTEE OF THE UNITED RUBBER CORK LINOLEUM AND PLASTIC WORKERS OF AMERICA AFL-CIO	\$198,850
38	INTERNATIONAL LONGSHOREMEN'S ASSOCIATION AFL-CIO COMMITTEE ON POLITICAL EDUCATION ILA-COPE	\$198,640
39	INTERNATIONAL UNION OF BRICKLAYERS AND ALLIED CRAFTSMEN POLITICAL ACTION COMMITTEE	\$197,300
40	LABORERS' WESTERN POLITICAL LEAGUE	\$190,850
41	NATIONAL TREASURY EMPLOYEES UNION POLITICAL ACTION COMMITTEE (TEPAC)	\$172,970
42	IUE CMTL ON POL EDUC INT'L UNION/ELECTRONIC ELECTRICAL TECH SALARIED MACH WORKERS AFL-CIO	\$167,295
43	BROTHERHOOD OF LOCOMOTIVE ENGINEERS LEGISLATIVE LEAGUE	\$166,957
44	INTERNATIONAL ASSOCIATION OF FIREFIGHTERS INTERESTED IN REGISTRATION AND EDUCATION PAC	\$151,975
45	POLITICAL EDUCATIONAL FUND OF THE BUILDING AND CONSTRUCTION TRADES DEPARTMENT	\$150,826
46	MASTERS, MATES AND PILOTS POLITICAL CONTRIBUTION FUND	\$147,448
47	BAKERY, CONFECTIONERY AND TOBACCO WORKERS INTERNATIONAL UNION POLITICAL ACTION COMMITTEE	\$140,725
48	MAINTENANCE OF WAY POLITICAL LEAGUE	\$138,127
49	DISTRICT 2 MARINE ENGINEERS BENEFICIAL ASSN-ASSOC MARITIME OFFICERS, AFL-CIO, RETIREES AF	\$106,500
50	OIL, CHEMICAL & ATOMIC WORKERS INTERNATIONAL UNION CMTL ON POLITICAL EDUC FUND (OCAW-COPE)	\$106,375



8 9 0 8 0 2 0 4 4 7 8

1987-88  
TOP 50 MONEY RAISERS - NON-CONNECTED PAC'S

1	NATIONAL SECURITY POLITICAL ACTION COMMITTEE	\$10,277,264
2	NATIONAL COMMITTEE TO PRESERVE SOCIAL SECURITY PAC	\$4,506,822
3	AUTO DEALERS AND DRIVER FOR FREE TRADE PAC	\$4,471,696
4	NATIONAL CONGRESSIONAL CLUB	\$4,150,677
5	AMERICAN CITIZENS FOR POLITICAL ACTION	\$3,879,682
6	CAMPAIGN AMERICA	\$3,781,393
7	VOTER GUIDE '88	\$3,359,300
8	NATIONAL PAC	\$2,435,240
9	HUMAN RIGHTS CAMPAIGN FUND	\$2,292,137
10	NATIONAL COMMITTEE FOR AN EFFECTIVE CONGRESS	\$2,247,769
11	NATIONAL CONSERVATIVE POLITICAL ACTION COMMITTEE	\$2,205,154
12	RUFF POLITICAL ACTION COMMITTEE (RUFF-PAC)	\$2,123,967
13	NATIONAL RIGHT TO LIFE POLITICAL ACTION COMMITTEE	\$1,910,976
14	LOUISIANA HOST COMMITTEE 1988 INC	\$1,892,914
15	FUND FOR AMERICA'S FUTURE, INC; THE	\$1,860,986
16	CONGRESSIONAL MAJORITY COMMITTEE	\$1,733,668
17	VICTORY '88 (FORMERLY JACK KEMP SUPER BOWL CMTE)	\$1,598,221
18	CITIZENS FOR THE REPUBLIC	\$1,520,976
19	CAMPAIGN FOR A NEW MAJORITY (FEDERAL) (FKA CAMPAIGN FOR PROSPERITY)	\$1,243,206
20	REPUBLICAN MAJORITY FUND	\$1,183,096
21	COMMITTEE FOR A DEMOCRATIC CONSENSUS; THE	\$1,160,112
22	CONSERVATIVE VICTORY COMMITTEE	\$1,142,157
23	WRIGHT APPRECIATION FUND	\$1,087,597
24	FUND FOR A CONSERVATIVE MAJORITY; THE - (AKA YOUNG AMERICA CAMPAIGN)	\$1,066,708
25	COUNCIL FOR A LIVABLE WORLD	\$944,178
26	INDEPENDENT ACTION INC	\$829,490
27	NATIONAL DEMOCRATIC POLICY COMMITTEE	\$799,094
28	VALLEY EDUCATION FUND*	\$765,378
29	BLACK POLITICAL ACTION COMMITTEE (BLACK PAC)	\$757,305
30	VOTERS FOR CHOICE/FRIENDS OF FAMILY PLANNING	\$619,912
31	MAJORITY CONGRESS COMMITTEE	\$598,233
32	NATIONAL ABORTION RIGHTS ACTION LEAGUE - POLITICAL ACTION COMMITTEE NARAL-PAC	\$591,856
33	MID-AMERICA CONSERVATIVE POLITICAL ACTION COMMITTEE	\$556,878
34	HUDSON VALLEY POLITICAL ACTION COMMITTEE	\$549,208
35	FUND FOR A DEMOCRATIC MAJORITY	\$546,281
36	FREEZE VOTER	\$539,402
37	HOLLYWOOD WOMEN'S POLITICAL COMMITTEE	\$524,522
38	AMERICAN SPACE FRONTIER COMMITTEE	\$521,728
39	DEMOCRATS FOR THE 80'S INC	\$505,921
40	ACTION DEMOCRATA POPULAR	\$483,266
41	CONGRESSIONAL AGENDA 80'S	\$481,957
42	KIDSPAC	\$473,966
43	BUSINESS INDUSTRY POLITICAL ACTION COMMITTEE	\$465,221
44	CITIZENS FOR '88	\$453,942
45	FREE CONGRESS PAC (FORMERLY: CMTE FOR THE SURVIVAL OF A FREE CONGRESS)	\$449,190
46	CITIZENS FOR AMERICAN VALUES PAC	\$430,671
47	COMMITTEE FOR AMERICA	\$424,193
48	EMILY'S LIST	\$417,922
49	24TH CONGRESSIONAL DISTRICT OF CALIFORNIA PAC	\$395,308
50	PELICAN POLITICAL ACTION COMMITTEE	\$390,980

8 9 0 8 0 2 0 4 4 7 9

1987-88  
TOP 50 SPENDERS - NON-CONNECTED PAC'S

1	NATIONAL SECURITY POLITICAL ACTION COMMITTEE	\$10,279,012
2	NATIONAL CONGRESSIONAL CLUB	\$4,140,237
3	CAMPAIGN AMERICA	\$4,025,876
4	NATIONAL COMMITTEE TO PRESERVE SOCIAL SECURITY PAC	\$4,002,228
5	AMERICAN CITIZENS FOR POLITICAL ACTION	\$3,870,927
6	AUTO DEALERS AND DRIVER FOR FREE TRADE PAC	\$3,849,920
7	VOTER GUIDE '88	\$3,297,422
8	NATIONAL PAC	\$2,417,814
9	NATIONAL CONSERVATIVE POLITICAL ACTION COMMITTEE	\$2,339,521
10	HUMAN RIGHTS CAMPAIGN FUND	\$2,314,414
11	RUFF POLITICAL ACTION COMMITTEE (RUFF-PAC)	\$2,265,623
12	NATIONAL COMMITTEE FOR AN EFFECTIVE CONGRESS	\$2,253,310
13	NATIONAL RIGHT TO LIFE POLITICAL ACTION COMMITTEE	\$1,908,305
14	FUND FOR AMERICA'S FUTURE, INC; THE	\$1,866,704
15	LOUISIANA HOST COMMITTEE 1988 INC	\$1,817,308
16	CONGRESSIONAL MAJORITY COMMITTEE	\$1,737,163
17	VICTORY '88 (FORMERLY JACK KEMP SUPER BOWL CMTE)	\$1,605,663
18	CITIZENS FOR THE REPUBLIC	\$1,605,634
19	REPUBLICAN MAJORITY FUND	\$1,282,642
20	CAMPAIGN FOR A NEW MAJORITY (FEDERAL) (FKA CAMPAIGN FOR PROSPERITY)	\$1,261,674
21	CONSERVATIVE VICTORY COMMITTEE	\$1,131,348
22	FUND FOR A CONSERVATIVE MAJORITY; THE - (AKA YOUNG AMERICA CAMPAIGN)	\$1,102,392
23	WRIGHT APPRECIATION FUND	\$1,081,001
24	COUNCIL FOR A LIVABLE WORLD	\$955,330
25	COMMITTEE FOR A DEMOCRATIC CONSENSUS; THE	\$881,096
26	VALLEY EDUCATION FUND*	\$830,385
27	INDEPENDENT ACTION INC	\$807,210
28	NATIONAL DEMOCRATIC POLICY COMMITTEE	\$796,366
29	FUND FOR A DEMOCRATIC MAJORITY	\$696,339
30	BLACK POLITICAL ACTION COMMITTEE (BLACK PAC)	\$691,423
31	MAJORITY CONGRESS COMMITTEE	\$645,274
32	NATIONAL ABORTION RIGHTS ACTION LEAGUE - POLITICAL ACTION COMMITTEE NARAL-PAC	\$639,015
33	VOTERS FOR CHOICE/FRIENDS OF FAMILY PLANNING	\$621,784
34	HOLLYWOOD WOMEN'S POLITICAL COMMITTEE	\$594,443
35	FREEZE VOTER	\$577,452
36	DEMOCRATS FOR THE 80'S INC	\$573,334
37	MID-AMERICA CONSERVATIVE POLITICAL ACTION COMMITTEE	\$562,737
38	HUDSON VALLEY POLITICAL ACTION COMMITTEE	\$544,839
39	AMERICAN SPACE FRONTIER COMMITTEE	\$530,875
40	CONGRESSIONAL AGENDA 80'S	\$481,321
41	CITIZENS FOR AMERICAN VALUES PAC	\$480,440
42	COMMITTEE FOR AMERICA	\$471,791
43	KIDSPAC	\$458,917
44	ACTION DEMOCRATA POPULAR	\$457,319
45	CITIZENS FOR '88	\$444,954
46	BUSINESS INDUSTRY POLITICAL ACTION COMMITTEE	\$421,809
47	FREE CONGRESS PAC (FORMERLY: CMTE FOR THE SURVIVAL OF A FREE CONGRESS)	\$419,397
48	EMILY'S LIST	\$403,852
49	REPUBLICAN CONGRESSIONAL BOOSTERS CLUB	\$395,494
50	JOINT ACTION COMMITTEE FOR POLITICAL AFFAIR	\$387,857

8 9 0 8 0 2 0 4 4 8 0

1987-88  
NON-CONNECTED  
TOP 50 CONTRIBUTORS TO FEDERAL CANDIDATES

1	AUTO DEALERS AND DRIVER FOR FREE TRADE PAC	\$1,158,700
2	NATIONAL PAC	\$1,134,500
3	NATIONAL COMMITTEE TO PRESERVE SOCIAL SECURITY PAC	\$744,650
4	NATIONAL COMMITTEE FOR AN EFFECTIVE CONGRESS	\$684,616
5	VALLEY EDUCATION FUND*	\$553,576
6	MAJORITY CONGRESS COMMITTEE	\$447,220
7	CAMPAIGN AMERICA	\$313,861
8	NATIONAL FEDERATION OF INDEPENDENT BUSINESS FREE ENTERPRISE POLITICAL ACTION COMMITTEE	\$310,349
9	WASHINGTON POLITICAL ACTION COMMITTEE	\$308,650
10	HUDSON VALLEY POLITICAL ACTION COMMITTEE	\$289,615
11	KIDSPAC	\$287,400
12	HUMAN RIGHTS CAMPAIGN FUND	\$285,823
13	FUND FOR AMERICA'S FUTURE, INC; THE	\$271,660
14	NATIONAL ABORTION RIGHTS ACTION LEAGUE - POLITICAL ACTION COMMITTEE NARAL-PAC	\$264,924
15	COMMITTEE FOR A DEMOCRATIC CONSENSUS; THE	\$261,800
16	SENATE MAJORITY FUND	\$258,100
17	NATIONAL RIGHT TO LIFE POLITICAL ACTION COMMITTEE	\$254,132
18	DEMOCRATS FOR THE 80'S INC	\$243,830
19	JOINT ACTION COMMITTEE FOR POLITICAL AFFAIR	\$236,450
20	AMERICAN SUGARBEEET GROWERS ASSOCIATION POLITICAL ACTION COMMITTEE	\$220,700
21	DESERT CAUCUS	\$214,450
22	INDEPENDENT ACTION INC	\$213,115
23	24TH CONGRESSIONAL DISTRICT OF CALIFORNIA PAC	\$205,000
24	PELICAN POLITICAL ACTION COMMITTEE	\$201,647
25	CITIZENS ORGANIZED POLITICAL ACTION COMMITTEE	\$197,000
26	AMERICA'S LEADERS' FUND (AKA CHICAGO CAMPAIGN COMMITTEE)	\$189,626
27	CITIZENS FOR THE REPUBLIC	\$186,769
28	FREE CUBA PAC INC	\$182,897
29	DELAWARE VALLEY POLITICAL ACTION COMMITTEE	\$178,100
30	VOTERS FOR CHOICE/FRIENDS OF FAMILY PLANNING	\$174,450
31	COMMITTEE FOR QUALITY ORTHOPAEDIC HEALTH CARE INC	\$173,250
32	REPUBLICAN MAJORITY FUND	\$170,000
33	CATCH THE SPIRIT PAC INC	\$162,563
34	TOUCHE ROSS PARTNERS FEDERAL POLITICAL ACTION COMMITTEE (TRPAC)	\$159,354
35	RIGHT TO WORK POLITICAL ACTION COMMITTEE	\$148,091
36	COMMITTEE FOR DEMOCRATIC OPPORTUNITY	\$139,800
37	BUSINESS INDUSTRY POLITICAL ACTION COMMITTEE	\$136,487
38	HOUSE LEADERSHIP FUND; THE	\$134,594
39	WOMEN'S PRO-ISRAEL NATIONAL POLITICAL ACTION COMMITTEE ("WIN PAC")	\$134,250
40	COOPERS & LYBRAND PAC	\$133,862
41	FLORIDA CONGRESSIONAL COMMITTEE	\$133,250
42	ST LOUISIANS FOR BETTER GOVERNMENT	\$127,000
43	RUFF POLITICAL ACTION COMMITTEE (RUFF-PAC)	\$125,079
44	FUND FOR A DEMOCRATIC MAJORITY	\$123,916
45	ROUNDTABLE POLITICAL ACTION COMMITTEE	\$120,000
46	HOLLYWOOD WOMEN'S POLITICAL COMMITTEE	\$117,590
47	NATIONAL SECURITY POLITICAL ACTION COMMITTEE	\$116,774
48	COUNCIL FOR A LIVABLE WORLD	\$116,553
49	PACIFIC PAC	\$111,000
50	DALLAS ENERGY POLITICAL ACTION COMMITTEE (DALENPAC)	\$108,000

8 9 0 8 0 2 0 4 4 8 1

1987-88  
TOP 50 MONEY RAISERS - TRADE/MEMBERSHIP/HEALTH PAC'S

1	REALTORS POLITICAL ACTION COMMITTEE	\$6,177,850
2	AMERICAN MEDICAL ASSOCIATION POLITICAL ACTION COMMITTEE	\$5,563,604
3	NRA POLITICAL VICTORY FUND	\$4,636,286
4	ASSOCIATION OF TRIAL LAWYERS OF AMERICA POLITICAL ACTION COMMITTEE	\$3,518,721
5	LEAGUE OF CONSERVATION VOTERS	\$3,334,298
6	NATIONAL ASSOCIATION OF RETIRED FEDERAL EMPLOYEES POLITICAL ACTION COMMITTEE (NARFE-PAC)	\$2,650,662
7	DEALERS ELECTION ACTION COMMITTEE OF THE NATIONAL AUTOMOBILE DEALERS ASSOCIATION (NADA)	\$2,326,118
8	NATIONAL ASSOCIATION OF LIFE UNDERWRITERS POLITICAL ACTION COMMITTEE	\$2,103,020
9	AMERICAN INSTITUTE OF CERTIFIED PUBLIC ACCOUNTANTS EFFECTIVE LEGISLATION COMMITTEE (AICPA)	\$1,849,951
10	BUILD POLITICAL ACTION COMMITTEE OF THE NATIONAL ASSOCIATION OF HOME BUILDERS	\$1,782,111
11	TEXAS MEDICAL ASSOCIATION POLITICAL ACTION COMMITTEE-TEXPAC	\$1,622,616
12	AMERICAN BANKERS ASSOCIATION BANKPAC	\$1,426,415
13	CALIFORNIA REAL ESTATE POLITICAL ACTION COMMITTEE/FEDERAL (CREPAC/FEDERAL) AKA "99 CLUB"	\$1,222,518
14	AMERICAN DENTAL POLITICAL ACTION COMMITTEE	\$1,188,986
15	WOMEN'S CAMPAIGN FUND INC	\$1,119,595
16	AMERICAN ACADEMY OF OPHTHALMOLOGY INC POLITICAL COMMITTEE ("OPHTHPAC")	\$1,053,721
17	AUCTION MARKETS POLITICAL ACTION COMMITTEE OF THE CHICAGO BOARD OF TRADE A/K/A AMPAC/CBT	\$981,463
18	ACTION COMMITTEE FOR RURAL ELECTRIFICATION (ACRE)	\$908,017
19	PENNSYLVANIA MEDICAL CONTRACTORS POLITICAL ACTION COMMITTEE	\$807,223
20	ASSOCIATED GENERAL CONTRACTORS POLITICAL ACTION COMMITTEE	\$787,761
21	INDEPENDENT INSURANCE AGENTS OF AMERICA INC POLITICAL ACTION COMMITTEE (INSURPAC)	\$737,035
22	FLORIDA MEDICAL POLITICAL ACTION COMMITTEE	\$715,422
23	VETERANS OF FOREIGN WARS POLITICAL ACTION COMMITTEE INC	\$699,799
24	CALIFORNIA MEDICAL POLITICAL ACTION COMMITTEE	\$666,511
25	VOICES FOR CHANGE '88	\$649,880
26	U S LEAGUE-SAVINGS ASSOCIATION POLITICAL ELECTIONS COMMITTEE	\$587,478
27	NEW YORK MEDICAL POLITICAL ACTION COMMITTEE	\$579,137
28	NATIONAL BEER WHOLESALERS' ASSOCIATION POLITICAL ACTION COMMITTEE (NBWA PAC)	\$564,397
29	OHIO MEDICAL POLITICAL ACTION COMMITTEE (OHMPAC)	\$532,382
30	SIERRA CLUB COMMITTEE ON POLITICAL EDUCATION	\$515,388
31	CREDIT UNION LEGISLATIVE ACTION COUNCIL OF CREDIT UNION NATIONAL ASSOCIATION	\$499,621
32	AMERICAN COUNCIL OF LIFE INSURANCE, LIFE INSURANCE PAC	\$495,265
33	POLITICAL ACTION COMMITTEE OF THE AMERICAN HOSPITAL ASSOCIATION	\$472,814
34	NATIONAL COUNCIL OF SENIOR CITIZENS POLITICAL ACTION COMMITTEE	\$468,265
35	ELECT - THE POLITICAL ACTION COMMITTEE OF ALABAMA FARM BUREAU FEDERATION	\$444,053
36	PROFESSIONAL INSURANCE AGENTS POLITICAL ACTION COMMITTEE	\$424,230
37	EMPIRE DENTAL POLITICAL ACTION COMMITTEE	\$424,140
38	CALIFORNIA DENTAL PAC - FEDERAL	\$405,354
39	NATIONAL RESTAURANT ASSOCIATION POLITICAL ACTION COMMITTEE (FOOD PAC)	\$402,891
40	FOOD MARKETING INSTITUTE POLITICAL ACTION COMMITTEE (FOOD PAC)	\$401,793
41	NAPUS PAC FOR POSTMASTERS (FKA POLITICAL EDUCATION FOR POSTMASTERS)	\$393,944
42	NATIONAL UTILITY CONTRACTORS ASSN LEGISLATIVE INFORMATION & ACTION COMMITTEE	\$375,514
43	PUBLIC SERVICE POLITICAL ACTION COMMITTEE	\$374,537
44	AMERICAN OPTOMETRIC ASSOCIATION POLITICAL ACTION COMMITTEE	\$367,678
45	TRUCKING POLITICAL ACTION COMMITTEE OF THE AMERICAN TRUCKING ASSOCIATIONS' INC	\$365,665
46	NATIONAL ASSOCIATION OF BROADCASTERS TELEVISION AND RADIO POLITICAL ACTION COMMITTEE	\$355,239
47	MORTGAGE BANKERS ASSOCIATION OF AMERICA POLITICAL ACTION COMMITTEE	\$353,393
48	PODIATRY POLITICAL ACTION COMMITTEE	\$332,603
49	NATIONAL CABLE TELEVISION ASSOCIATION'S POLITICAL ACTION COMMITTEE (CABLE PAC)	\$330,377
50	ILLINOIS STATE MEDICAL SOCIETY POLITICAL ACTION COMMITTEE (IMPAC)	

8 9 0 8 0 ? 0 4 4 8 2

1987-88  
TOP 50 SPENDERS - TRADE/MEMBERSHIP/HEALTH PAC'S

1	REALTORS POLITICAL ACTION COMMITTEE	\$5,930,618
2	AMERICAN MEDICAL ASSOCIATION POLITICAL ACTION COMMITTEE	\$5,385,951
3	NRA POLITICAL VICTORY FUND	\$4,672,291
4	ASSOCIATION OF TRIAL LAWYERS OF AMERICA POLITICAL ACTION COMMITTEE	\$3,870,741
5	LEAGUE OF CONSERVATION VOTERS	\$3,320,000
6	NATIONAL ASSOCIATION OF RETIRED FEDERAL EMPLOYEES POLITICAL ACTION COMMITTEE (NARFE-PAC)	\$2,533,201
7	NATIONAL ASSOCIATION OF LIFE UNDERWRITERS POLITICAL ACTION COMMITTEE	\$2,073,769
8	TEXAS MEDICAL ASSOCIATION POLITICAL ACTION COMMITTEE-TEXPAC	\$1,789,142
9	BUILD POLITICAL ACTION COMMITTEE OF THE NATIONAL ASSOCIATION OF HOME BUILDERS	\$1,720,241
10	DEALERS ELECTION ACTION COMMITTEE OF THE NATIONAL AUTOMOBILE DEALERS ASSOCIATION (NADA)	\$1,700,731
11	AMERICAN BANKERS ASSOCIATION BANKPAC	\$1,362,525
12	CALIFORNIA REAL ESTATE POLITICAL ACTION COMMITTEE/FEDERAL (CREPAC/FEDERAL) AKA "99 CLUB"	\$1,165,940
13	AMERICAN DENTAL POLITICAL ACTION COMMITTEE	\$1,156,328
14	WOMEN'S CAMPAIGN FUND INC	\$1,103,277
15	AMERICAN INSTITUTE OF CERTIFIED PUBLIC ACCOUNTANTS EFFECTIVE LEGISLATION COMMITTEE (AICPA)	\$1,070,040
16	ACTION COMMITTEE FOR RURAL ELECTRIFICATION (ACRE)	\$925,586
17	VETERANS OF FOREIGN WARS POLITICAL ACTION COMMITTEE INC	\$836,120
18	ASSOCIATED GENERAL CONTRACTORS POLITICAL ACTION COMMITTEE	\$815,024
19	INDEPENDENT INSURANCE AGENTS OF AMERICA INC POLITICAL ACTION COMMITTEE (INSURPAC)	\$813,220
20	FLORIDA MEDICAL POLITICAL ACTION COMMITTEE	\$712,305
21	CALIFORNIA MEDICAL POLITICAL ACTION COMMITTEE	\$710,266
22	AMERICAN ACADEMY OF OPHTHALMOLOGY INC POLITICAL COMMITTEE ("OPHTHPAC")	\$688,875
23	PENNSYLVANIA MEDICAL POLITICAL ACTION COMMITTEE	\$681,998
24	U S LEAGUE-SAVINGS ASSOCIATION POLITICAL ELECTIONS COMMITTEE	\$679,492
25	OHIO MEDICAL POLITICAL ACTION COMMITTEE (OMPAC)	\$603,385
26	VOICES FOR CHANGE '88	\$579,731
27	AUCTION MARKETS POLITICAL ACTION COMMITTEE OF THE CHICAGO BOARD OF TRADE A/K/A AMPAC/CBT	\$548,594
28	POLITICAL ACTION COMMITTEE OF THE AMERICAN HOSPITAL ASSOCIATION	\$533,782
29	NATIONAL BEER WHOLESALERS' ASSOCIATION POLITICAL ACTION COMMITTEE (NBWA PAC)	\$513,996
30	CREDIT UNION LEGISLATIVE ACTION COUNCIL OF SENIOR CITIZENS POLITICAL ACTION COMMITTEE	\$505,306
31	ELECT - THE POLITICAL ACTION COMMITTEE OF ALABAMA FARM BUREAU FEDERATION	\$497,420
32	PROFESSIONAL INSURANCE AGENTS POLITICAL ACTION COMMITTEE	\$484,902
33	NATIONAL UTILITY CONTRACTORS ASSN LEGISLATIVE INFORMATION & ACTION COMMITTEE	\$463,673
34	AMERICAN OPTOMETRIC ASSOCIATION POLITICAL ACTION COMMITTEE	\$431,224
35	FOOD MARKETING INSTITUTE POLITICAL ACTION COMMITTEE (FOOD PAC)	\$395,543
36	NATIONAL RESTAURANT ASSOCIATION POLITICAL ACTION COMMITTEE	\$393,460
37	AMERICAN COUNCIL OF LIFE INSURANCE, LIFE INSURANCE PAC	\$392,572
38	NATIONAL RESTAURANT ASSOCIATION POLITICAL ACTION COMMITTEE	\$381,992
39	VIRGINIA MEDICAL POLITICAL ACTION COMMITTEE	\$365,781
40	MORTGAGE BANKERS ASSOCIATION OF AMERICA POLITICAL ACTION COMMITTEE	\$354,410
41	NATIONAL CABLE TELEVISION ASSOCIATION'S POLITICAL ACTION COMMITTEE (CABLE PAC)	\$343,737
42	TRUCKING POLITICAL ACTION COMMITTEE OF THE AMERICAN TRUCKING ASSOCIATIONS, INC	\$342,153
43	EMPIRE DENTAL POLITICAL ACTION COMMITTEE	\$341,663
44	NATIONAL VENTURE CAPITAL ASSOCIATION POLITICAL ACTION COMMITTEE (NVCA PAC)	\$335,191
45	AMERICAN HEALTH CARE ASSOCIATION POLITICAL ACTION COMMITTEE (AHCA-PAC)	\$331,695
46	ELECTRICAL CONSTRUCTION PAC-NATIONAL ELECTRICAL CONTRACTORS ASSOCIATION, INC (ECPAC)	\$328,603
47	MECLA: MUNICIPAL ELECTIONS CMTE OF LOS ANGELES	\$321,532
48	INDIANA MEDICAL POLITICAL ACTION COMMITTEE	\$315,065
49	PUBLIC SERVICE POLITICAL ACTION COMMITTEE	\$310,280
50		\$309,311

8 9 0 8 0 2 0 4 4 8 3

1987-88  
TRADE/MEMBERSHIP/HEALTH  
TOP 50 CONTRIBUTORS TO FEDERAL CANDIDATES

1	REALTORS POLITICAL ACTION COMMITTEE	\$3,045,769
2	AMERICAN MEDICAL ASSOCIATION POLITICAL ACTION COMMITTEE	\$2,315,646
3	NATIONAL ASSOCIATION OF RETIRED FEDERAL EMPLOYEES POLITICAL ACTION COMMITTEE (NARFE-PAC)	\$1,974,850
4	ASSOCIATION OF TRIAL LAWYERS OF AMERICA POLITICAL ACTION COMMITTEE	\$1,919,558
5	BUILD POLITICAL ACTION COMMITTEE OF THE NATIONAL ASSOCIATION OF HOME BUILDERS	\$1,452,958
6	NATIONAL ASSOCIATION OF LIFE UNDERWRITERS POLITICAL ACTION COMMITTEE	\$1,329,150
7	DEALERS ELECTION ACTION COMMITTEE OF THE NATIONAL AUTOMOBILE DEALERS ASSOCIATION (NADA)	\$1,202,420
8	AMERICAN BANKERS ASSOCIATION BANKPAC	\$1,151,050
9	AMERICAN INSTITUTE OF CERTIFIED PUBLIC ACCOUNTANTS EFFECTIVE LEGISLATION COMMITTEE (AICPA)	\$907,159
10	AMERICAN DENTAL POLITICAL ACTION COMMITTEE	\$886,500
11	NRA POLITICAL VICTORY FUND	\$772,756
12	ASSOCIATED GENERAL CONTRACTORS POLITICAL ACTION COMMITTEE	\$740,225
13	AMERICAN ACADEMY OF OPHTHALMOLOGY INC POLITICAL COMMITTEE ("OPHTHPAC")	\$648,000
14	INDEPENDENT INSURANCE AGENTS OF AMERICA INC POLITICAL ACTION COMMITTEE (INSURPAC)	\$612,167
15	U S LEAGUE-SAVINGS ASSOCIATION POLITICAL ELECTIONS COMMITTEE	\$537,550
16	ACTION COMMITTEE FOR RURAL ELECTRIFICATION (ACRE)	\$447,178
17	NATIONAL BEER WHOLESALERS' ASSOCIATION POLITICAL ACTION COMMITTEE (NBWA PAC)	\$440,301
18	CREDIT UNION LEGISLATIVE ACTION COUNCIL OF THE CHICAGO BOARD OF TRADE A/K/A AMPAC/CBT	\$431,875
19	AUCTION MARKETS POLITICAL ACTION COMMITTEE OF THE AMERICAN HOSPITAL ASSOCIATION	\$424,350
20	POLITICAL ACTION COMMITTEE OF THE AMERICAN POLITICAL ACTION COMMITTEE	\$409,127
21	NATIONAL RESTAURANT ASSOCIATION POLITICAL ACTION COMMITTEE	\$361,500
22	FOOD MARKETING INSTITUTE POLITICAL ACTION COMMITTEE (FOOD PAC)	\$358,574
23	NATIONAL UTILITY CONTRACTORS ASSN LEGISLATIVE INFORMATION & ACTION COMMITTEE	\$337,500
24	AMERICAN OPTOMETRIC ASSOCIATION POLITICAL ACTION COMMITTEE	\$335,186
25	PROFESSIONAL INSURANCE AGENTS POLITICAL ACTION COMMITTEE	\$317,283
26	MORTGAGE BANKERS ASSOCIATION OF AMERICA POLITICAL ACTION COMMITTEE	\$309,858
27	NATIONAL CABLE TELEVISION ASSOCIATION'S POLITICAL ACTION COMMITTEE (CABLE PAC)	\$302,190
28	PUBLIC SERVICE POLITICAL ACTION COMMITTEE	\$299,787
29	SIERRA CLUB COMMITTEE ON POLITICAL EDUCATION	\$286,904
30	AMERICAN COUNCIL OF LIFE INSURANCE, LIFE INSURANCE PAC	\$283,271
31	TRUCKING POLITICAL ACTION COMMITTEE OF THE AMERICAN TRUCKING ASSOCIATIONS' INC	\$279,872
32	NATIONAL VENTURE CAPITAL ASSOCIATION POLITICAL ACTION COMMITTEE (AHCA-PAC)	\$256,500
33	AMERICAN HEALTH CARE ASSOCIATION POLITICAL ACTION COMMITTEE	\$253,528
34	PODIATRY POLITICAL ACTION COMMITTEE	\$249,800
35	NATIONAL ASSOCIATION OF INDEPENDENT INSURERS POLITICAL ACTION COMMITTEE	\$244,608
36	NATIONAL ASSOCIATION OF CASUALTY & SURETY AGENTS POLITICAL ACTION COMMITTEE (NACSAPAC)	\$235,614
37	ELECTRICAL CONSTRUCTION PAC-NATIONAL ELECTRICAL CONTRACTORS ASSOCIATION, INC (ECPAC)	\$217,500
38	INVESTMENT MANAGEMENT POLITICAL ACTION CMTE OF THE INVESTMENT COMPANY INSTITUTE (IMPAC)	\$206,572
39	SHEET METAL AND AIR CONDITIONING CONTRACTORS' POLITICAL ACTION COMMITTEE	\$205,535
40	TOBACCO INSTITUTE POLITICAL ACTION COMMITTEE	\$194,557
41	NATIONAL ASSOCIATION OF BROADCASTERS TELEVISION AND RADIO POLITICAL ACTION COMMITTEE	\$193,204
42	NATIONAL COUNCIL OF SENIOR CITIZENS POLITICAL ACTION COMMITTEE	\$190,700
43	AMERICAN VETERINARY MEDICAL ASSOCIATION POLITICAL ACTION COMMITTEE (AVMPAC)	\$188,500
44	PETROLEUM MARKETERS ASSOCIATION OF AMERICA SHALL BUSINESSMEN'S COMMITTEE	\$182,700
45	NATIONAL LEAGUE OF POSTMASTERS POLITICAL ACTION COMMITTEE	\$182,270
46	ASSOCIATED BUILDERS AND CONTRACTORS POLITICAL ACTION COMMITTEE (ABC/PAC)	\$180,876
47	INDEPENDENT BANKERS - POLITICAL ACTION COMMITTEE	\$177,290
48	HEALTH INSURANCE POLITICAL ACTION COMMITTEE OF THE HEALTH INSURANCE ASSOCIATION OF AMERICA	\$175,879
49	NAPUS PAC FOR POSTMASTERS (PKA POLITICAL EDUCATION FOR POSTMASTERS)	\$169,035
50	WINE AND SPIRITS WHOLESALERS OF AMERICA POLITICAL ACTION COMMITTEE	\$165,679

8 9 0 8 0 2 0 4 4 8 4

1987-88

TOP 50 MONEY RAISERS - COOPERATIVE PAC'S

1	COMMITTEE FOR THOROUGH AGRICULTURAL POLITICAL EDUCATION OF ASSOCIATED MILK PRODUCERS, INC	\$1,465,422
2	MID-AMERICA DAIRYMEN INC AGRICULTURAL & DAIRY EDUCATIONAL POLITICAL TRUST ADEPT	\$679,983
3	DAIRYMEN INC-SPECIAL POLITICAL AGRICULTURAL COMMUNITY EDUCATION (DI-SPACE)	\$592,189
4	AMERICAN CRYSTAL SUGAR POLITICAL ACTION COMMITTEE	\$458,133
5	COOPERATIVE OF AMERICAN PHYSICIANS FEDERAL ACTION COMMITTEE (CAP/FAC)	\$190,750
6	CONSERVATIVE VOTERS LOBBY	\$148,213
7	SOUTHERN MINNESOTA SUGAR COOPERATIVE POLITICAL ACTION COMMITTEE	\$141,773
8	LAND O'LAKES INC POLITICAL ACTION COMMITTEE	\$117,318
9	SUNKIST GROWERS, INC POLITICAL ACTION COMMITTEE	\$96,787
10	MINN-DAK FARMERS COOPERATIVE POLITICAL ACTION COMMITTEE (MDFPAC)	\$93,412
11	INDIANA FARM BUREAU INC ELECT POLITICAL ACTION COMMITTEE INC	\$80,100
12	CF INDUSTRIES EMPLOYEES' GOOD GOVERNMENT FUND	\$74,974
13	MILK MARKETING INC POLITICAL ACTION COMMITTEE	\$58,234
14	FARMLAND INDUSTRIES POLITICAL ACTION COMMITTEE (FARMLAND/PAC)	\$49,023
15	SUNSWEEP GROWERS INC PAC	\$46,390
16	DIAMOND WALNUT GROWERS INC POLITICAL ACTION COMMITTEE	\$42,823
17	FARMERS' RICE COOPERATIVE FUND	\$40,101
18	DAIRYMEN INC-KENTUCKY COMMITTEE FOR POLITICAL ACTION	\$34,571
19	FLORIDA CITRUS MUTUAL POLITICAL ACTION COMMITTEE INC	\$34,366
20	AG PROCESSING INC POLITICAL ACTION COMMITTEE, AGPAC	\$33,811
21	DAIRYMEN INC-TENNESSEE COMMITTEE FOR POLITICAL ACTION (DI-TCFPA)	\$33,403
22	DAIRYMEN INC-GEORGIA COMMITTEE FOR POLITICAL ACTION (DI-GCFPA)	\$28,113
23	AGRI-MARK INC POLITICAL ACTION COMMITTEE AGRI-PAC	\$26,015
24	RAISIN BARGAINING ASS'N FEDERAL POLITICAL ACTION COMMITTEE	\$20,532
25	GOLD KIST POLITICAL ACTION FOR FARMERS INC	\$19,671
26	DARIGOLD POLITICAL ACTION COMMITTEE (FKA NORTH PACIFIC DAIRYMEN'S COOPERATIVE TRUST)	\$19,064
27	POLITICAL ACTION TRUST POLITICAL ACTION COMMITTEE (PAT-PAC)	\$18,896
28	COMMUNITY FEDERAL SAVINGS & LOAN POLITICAL ACTION COMMITTEE	\$16,570
29	RICELAND FOODS INC POLITICAL ACTION COMMITTEE (RICELAND PAC)	\$16,520
30	DAIRYMEN INC-PENNSYLVANIA COMMITTEE FOR POLITICAL ACTION	\$16,459
31	DAIRYMEN INC-VIRGINIA FOR POLITICAL ACTION (DI-VCFPA)	\$15,426
32	DAIRYMEN INC-MISSISSIPPI COMMITTEE FOR POLITICAL ACTION (DI-MCFPA)	\$15,405
33	DAIRYMEN INC-LOUISIANA COMMITTEE FOR POLITICAL ACTION (DI-LCFPA)	\$14,460
34	DAIRYMEN INC-NORTH CAROLINA COMMITTEE FOR POLITICAL ACTION (DI-NCCFPA)	\$14,000
35	AGWAY INC POLITICAL ACTION COMMITTEE	\$11,469
36	TRI/VALLEY GROWERS FOR RESPONSIBLE GOVERNMENT	\$10,448
37	FARMERS UNION CENTRAL EXCHANGE INCORPORATED POLITICAL ACTION COMMITTEE (CENEXFAC)	\$10,311
38	NATIONAL GRAPE CO-OPERATIVE ASSOCIATION INC/WELCH FOODS INC, A COOPERATIVE PAC	\$10,080
39	CALIFORNIA TOMATO GROWERS ASSOCIATION PAC	\$7,771
40	U.S. BURLEY PRODUCERS ASSOCIATION INC PAC	\$7,396
41	AMERICAN RICE, INC. POLITICAL ACTION COMMITTEE	\$5,987
42	PLAINS COTTON COOPERATIVE ASSOCIATION EMPLOYEES POLITICAL ACTION COMMITTEE	\$5,274
43	MICHIGAN MILK POLITICAL ACTION COMMITTEE	\$5,266
44	HARVEST STATES COOPERATIVES POLITICAL ACTION COMMITTEE	\$5,046
45	COBLE DAIRY PRODUCTS COOPERATIVE INC POLITICAL ACTION COMMITTEE	\$4,849
46	CALIFORNIA ASSOCIATION OF WINEGRAPE GROWERS POLITICAL ACTION COMMITTEE (CAWG-PAC)	\$4,225
47	Basin Electric Power Cooperative Political Action Committee (Basin Electric PAC)	\$3,642
48	RICE GROWERS ASSOCIATION OF CALIF POLITICAL ACTION COMMITTEE	\$2,800
49	MINNESOTA PORK PAC	\$2,345
50	ALLIED GRAPE PAC	\$2,268

8 9 0 8 0 2 0 4 4 8 5

1987-88  
TOP 50 SPENDERS - COOPERATIVE PAC'S

1	COMMITTEE FOR THOROUGH AGRICULTURAL POLITICAL EDUCATION OF ASSOCIATED MILK PRODUCERS, INC	\$1,423,579
2	MID-AMERICA DAIRYMEN INC AGRICULTURAL & DAIRY EDUCATIONAL POLITICAL TRUST ADEPT	\$663,633
3	DAIRYMEN INC-SPECIAL POLITICAL AGRICULTURAL COMMUNITY EDUCATION (DI-SPACE)	\$647,916
4	AMERICAN CRYSTAL SUGAR POLITICAL ACTION COMMITTEE	\$408,200
5	CONSERVATIVE VOTERS LOBBY	\$143,492
6	SOUTHERN MINNESOTA SUGAR COOPERATIVE POLITICAL ACTION COMMITTEE	\$133,300
7	LAND O'LAKES INC POLITICAL ACTION COMMITTEE	\$120,523
8	COOPERATIVE OF AMERICAN PHYSICIANS FEDERAL ACTION COMMITTEE (CAP/FAC)	\$97,072
9	SUNKIST GROWERS, INC POLITICAL ACTION COMMITTEE	\$81,726
10	CF INDUSTRIES EMPLOYEES' GOOD GOVERNMENT FUND	\$77,215
11	MINN-DAK FARMERS COOPERATIVE POLITICAL ACTION COMMITTEE (MDFPAC)	\$65,260
12	FARMLAND INDUSTRIES POLITICAL ACTION COMMITTEE (FARMLAND/PAC)	\$48,435
13	INDIANA FARM BUREAU INC ELECT POLITICAL ACTION COMMITTEE INC	\$42,113
14	FLORIDA CITRUS MUTUAL POLITICAL ACTION COMMITTEE INC	\$34,600
15	DAIRYMEN INC-TENNESSEE COMMITTEE FOR POLITICAL ACTION (DI-TCFPA)	\$34,491
16	DAIRYMEN INC-KENTUCKY COMMITTEE FOR POLITICAL ACTION	\$33,125
17	DIAMOND WALNUT GROWERS INC POLICAL ACTION COMMITTEE	\$33,098
18	MILK MARKETING INC POLITICAL ACTION COMMITTEE	\$30,089
19	GOLD KIST POLITICAL ACTION FOR FARMERS INC	\$29,390
20	DAIRYMEN INC-GEORGIA COMMITTEE FOR POLITICAL ACTION (DI-GCFPA)	\$27,251
21	AG PROCESSING INC POLITICAL ACTION COMMITTEE, AGPAC	\$26,748
22	SUNSWEEP GROWERS INC PAC	\$26,200
23	AGRI-MARK INC POLITICAL ACTION COMMITTEE AGRI-PAC	\$21,898
24	FARMERS' RICE COOPERATIVE FUND	\$21,150
25	DAIRYMEN INC-MISSISSIPPI COMMITTEE FOR POLITICAL ACTION (DI-MCFPA)	\$19,395
26	RAISIN BARGAINING ASS'N FEDERAL POLITICAL ACTION COMMITTEE	\$18,582
27	DAIRYMEN INC-VIRGINIA FOR POLITICAL ACTION (DI-VCFPA)	\$17,792
28	DAIRYMEN INC-LOUISIANA COMMITTEE FOR POLITICAL ACTION (DI-LCFPA)	\$16,554
29	COMMUNITY FEDERAL SAVINGS & LOAN POLITICAL ACTION COMMITTEE	\$16,050
30	POLITICAL ACTION TRUST POLITICAL ACTION COMMITTEE (PAT-PAC)	\$15,430
31	DAIRYMEN INC-NORTH CAROLINA COMMITTEE FOR POLITICAL ACTION (DI-NCCFPA)	\$15,151
32	TRI/VALLEY GROWERS FOR RESPONSIBLE GOVERNMENT	\$14,868
33	RICELAND FOODS INC POLITICAL ACTION COMMITTEE (RICELAND PAC)	\$14,106
34	DARIGOLD POLITICAL ACTION COMMITTEE (FKA NORTH PACIFIC DAIRYMEN'S COOPERATIVE TRUST)	\$12,360
35	DAIRYMEN INC-PENNSYLVANIA COMMITTEE FOR POLITICAL ACTION	\$11,800
36	AGWAY INC POLITICAL ACTION COMMITTEE	\$11,476
37	AMERICAN RICE, INC. POLITICAL ACTION COMMITTEE	\$9,750
38	NATIONAL GRAPE CO-OPERATIVE ASSOCIATION INC/WELCH FOODS INC, A COOPERATIVE PAC	\$8,952
39	FARMERS UNION CENTRAL EXCHANGE INCORPORATED POLITICAL ACTION COMMITTEE (CENEXPAC)	\$8,000
40	PLAINS COTTON COOPERATIVE ASSOCIATION EMPLOYEES POLITICAL ACTION COMMITTEE	\$7,318
41	U.S. BURLEY PRODUCERS ASSOCIATION INC PAC	\$6,035
42	CALIFORNIA ASSOCIATION OF WINEGRAPE GROWERS POLITICAL ACTION COMMITTEE (CAWG-PAC)	\$4,450
43	HARVEST STATES COOPERATIVES POLITICAL ACTION COMMITTEE	\$3,829
44	RICE GROWERS ASSOCIATION OF CALIF POLITICAL ACTION COMMITTEE	\$3,550
45	BASIN ELECTRIC POWER COOPERATIVE POLITICAL ACTION COMMITTEE (BASIN ELECTRIC PAC)	\$3,070
46	CALIFORNIA TOMATO GROWERS ASSOCIATION PAC	\$2,278
47	MINNESOTA PORK PAC	\$2,166
48	MICHIGAN BLUEBERRY GROWERS ASSOCIATION POLITICAL ACTION COMMITTEE	\$2,066
49	LINDSAY OLIVE GROWERS POLITICAL ACTION COMMITTEE	\$1,340
50		\$1,100



8 9 0 8 0 2 0 4 4 8 6

1987-88  
COOPERATIVE  
TOP 50 CONTRIBUTORS TO FEDERAL CANDIDATES

1	COMMITTEE FOR THOROUGH AGRICULTURAL POLITICAL EDUCATION OF ASSOCIATED MILK PRODUCERS, INC	\$836,350
2	MID-AMERICA DAIRYMEN INC AGRICULTURAL & DAIRY EDUCATIONAL POLITICAL TRUST ADEPT	\$458,650
3	AMERICAN CRYSTAL SUGAR POLITICAL ACTION COMMITTEE	\$334,575
4	DAIRYMEN INC-SPECIAL POLITICAL AGRICULTURAL COMMUNITY EDUCATION (DI-SPACE)	\$183,400
5	SOUTHERN MINNESOTA SUGAR COOPERATIVE POLITICAL ACTION COMMITTEE	\$108,300
6	LAND O' LAKES INC POLITICAL ACTION COMMITTEE	\$95,000
7	CF INDUSTRIES EMPLOYEES' GOOD GOVERNMENT FUND	\$60,585
8	SUNKIST GROWERS, INC POLITICAL ACTION COMMITTEE (CAP/FAC)	\$56,275
9	COOPERATIVE OF AMERICAN PHYSICIANS FEDERAL ACTION COMMITTEE (FARMLAND/PAC)	\$51,450
10	FARMLAND INDUSTRIES POLITICAL ACTION COMMITTEE (MDFPAC)	\$46,100
11	MINN-DAK FARMERS COOPERATIVE POLITICAL ACTION COMMITTEE (MDFPAC)	\$42,450
12	INDIANA FARM BUREAU INC ELECT POLITICAL ACTION COMMITTEE INC	\$37,675
13	FLORIDA CITRUS MUTUAL POLITICAL ACTION COMMITTEE INC	\$35,780
14	DAIRYMEN INC-TENNESSEE COMMITTEE FOR POLITICAL ACTION (DI-TCFPA)	\$34,683
15	MILK MARKETING INC POLITICAL ACTION COMMITTEE	\$26,150
16	AG PROCESSING INC POLITICAL ACTION COMMITTEE, AGPAC	\$24,550
17	DAIRYMEN INC-GEORGIA COMMITTEE FOR POLITICAL ACTION (DI-GCFPA)	\$22,950
18	SUNSWEEP GROWERS INC PAC	\$20,200
19	FARMERS' RICE COOPERATIVE FUND	\$18,500
20	GOLD KIST POLITICAL ACTION FOR FARMERS INC	\$17,900
21	DAIRYMEN INC-KENTUCKY COMMITTEE FOR POLITICAL ACTION	\$15,475
22	POLITICAL ACTION TRUST POLITICAL ACTION COMMITTEE (PAT-PAC)	\$15,230
23	DAIRYMEN INC-NORTH CAROLINA COMMITTEE FOR POLITICAL ACTION (DI-NCCFPA)	\$15,150
24	RICELAND FOODS INC POLITICAL ACTION COMMITTEE (RICELAND PAC)	\$14,600
25	DAIRYMEN INC-LOUISIANA COMMITTEE FOR POLITICAL ACTION (DI-LCFPA)	\$14,550
26	TRI/VALLEY GROWERS FOR RESPONSIBLE GOVERNMENT	\$13,810
27	DAIRYMEN INC-MISSISSIPPI COMMITTEE FOR POLITICAL ACTION (DI-MCFPA)	\$13,250
28	RAISIN BARGAINING ASS'N FEDERAL POLITICAL ACTION COMMITTEE	\$13,095
29	AGRI-MARK INC POLITICAL ACTION COMMITTEE AGRI-PAC	\$12,750
30	DIAMOND WALNUT GROWERS INC POLICAL ACTION COMMITTEE	\$11,550
31	DAIRYMEN INC-VIRGINIA FOR POLITICAL ACTION (DI-VCFPA)	\$10,700
32	DAIRYMEN INC-PENNSYLVANIA COMMITTEE FOR POLITICAL ACTION	\$10,550
33	DARIGOLD POLITICAL ACTION COMMITTEE (FKA NORTH PACIFIC DAIRYMEN'S COOPERATIVE TRUST)	\$10,200
34	MICHIGAN MILK POLITICAL ACTION COMMITTEE	\$8,900
35	AMERICAN RICE, INC. POLITICAL ACTION COMMITTEE	\$8,250
36	NATIONAL GRAPE CO-OPERATIVE ASSOCIATION INC/WELCH FOODS INC, A COOPERATIVE PAC	\$7,500
37	AGWAY INC POLITICAL ACTION COMMITTEE	\$5,950
38	FARMERS UNION CENTRAL EXCHANGE INCORPORATED POLITICAL ACTION COMMITTEE (CENEXPAC)	\$5,000
39	PLAINS COTTON COOPERATIVE ASSOCIATION EMPLOYEES POLITICAL ACTION COMMITTEE	\$2,860
40	CALIFORNIA TOMATO GROWERS ASSOCIATION PAC	\$2,650
41	CALIFORNIA TOMATO GROWERS ASSOCIATION PAC	\$2,650
42	HARVEST STATES COOPERATIVES & LOAN POLITICAL ACTION COMMITTEE	\$2,200
43	CALIFORNIA ASSOCIATION OF WINEGRAPE GROWERS POLITICAL ACTION COMMITTEE (CAWG-PAC)	\$2,100
44	MINNESOTA PORK PAC	\$1,700
45	LINDSAY OLIVE GROWERS POLITICAL ACTION COMMITTEE	\$1,100
46	BASIN ELECTRIC POWER COOPERATIVE POLITICAL ACTION COMMITTEE (BASIN ELECTRIC PAC)	\$750
47	MICHIGAN BLUEBERRY GROWERS ASSOCIATION POLITICAL ACTION COMMITTEE	\$600
48	RICE GROWERS ASSOCIATION OF CALIF POLITICAL ACTION COMMITTEE	\$525
49	ALLIED GRAPE PAC	\$500
50	COOPERATIVE POWER ASSOCIATION POLITICAL ACTION COMMITTEE (CO-OP POWER PAC)	\$300

1987-88  
TOP 50 MONEY RAISERS - CORPORATION WITHOUT STOCK PAC'S

1	AIRCRAFT OWNERS AND PILOTS ASSOCIATION POLITICAL ACTION COMMITTEE	\$1,274,205
2	COMMODITY FUTURES POLITICAL FUND OF THE CHICAGO MERCANTILE EXCHANGE	\$1,272,375
3	COUNCIL FOR NATIONAL DEFENSE INC, THE	\$1,240,217
4	AMERICAN SOCIETY OF CATARACT & REFRACTIVE SURGERY POLITICAL ACTION COMMITTEE (AKA EYEPAC)	\$297,762
5	HANDGUN CONTROL INC POLITICAL ACTION COMMITTEE (HCI PAC)	\$253,710
6	MASSACHUSETTS MUTUAL LIFE INSURANCE COMPANY POLITICAL ACTION COMMITTEE	\$250,662
7	AKIN, GUMP, STRAUSS, HAUER & FELD CIVIC ACTION COMMITTEE	\$243,508
8	EQUITABLE FINANCIAL SERVICES POLITICAL ACTION COMMITTEE (EQU-PAC)	\$224,495
9	CHICAGO BOARD OF OPTIONS EXCHANGE INC PAC	\$197,752
10	NATIONAL GOOD GOVERNMENT FUND; THE	\$195,250
11	HEALTH & PEOPLE POLITICAL ACTION COMMITTEE OF BLUE CROSS AND BLUE SHIELD OF MICHIGAN	\$134,608
12	BLUE DIAMOND GROWERS POLITICAL ACTION COMMITTEE (FKA CALIF ALMOND GROWERS EXCHANGE PAC)	\$127,395
13	NEW YORK LIFE POLITICAL ACTION COMMITTEE - FEDERAL FUND (NEW YORK LIFE PAC - FEDERAL)	\$124,560
14	COMMODITY EXCHANGE INC POLITICAL ACTION COMMITTEE (COMPAC)	\$118,612
15	DESERT GRAPE GROWERS LEAGUE OF CALIFORNIA POLITICAL ACTION COMMITTEE	\$108,615
16	CORPORATION FOR THE ADVANCEMENT OF PSYCHIATRY POLITICAL ACTION COMMITTEE (CAPPAC)	\$105,254
17	MUTUAL LIFE INSURANCE COMPANY OF NEW YORK MONY POLITICAL ACTION COMMITTEE	\$103,139
18	EAGLE FORUM PAC	\$100,591
19	CONNECTICUT MUTUAL LIFE INSURANCE CO-POLITICAL ACTION COMMITTEE (CH-PAC;/CHL PAC)	\$98,010
20	NEW ENGLAND MUTUAL LIFE INSURANCE COMPANY PAC/NEW ENGLAND LIFE PAC (NELPAC)	\$95,723
21	KUTAK ROCK & CAMPBELL PAC	\$90,900
22	MICHIGAN FARM BUREAU POLITICAL ACTION COMMITTEE	\$79,907
23	WASHINGTON MUTUAL POLITICAL ACTION COMMITTEE (WMPAC)	\$75,960
24	MUTUAL BENEFIT LIFE FEDERAL POLITICAL ACTION COMMITTEE	\$74,017
25	NATIONAL WOMEN'S POLITICAL CAUCUS CAMPAIGN SUPPORT COMMITTEE	\$56,705
26	DORSEY POLITICAL FUND	\$56,426
27	BUCHANAN INGERSOLL PROFESSIONAL CORPORATION COMMITTEE FOR EFFECTIVE GOVERNMENT "BIPC PAC"	\$55,109
28	TRAMMELL CROW PARTNERS POLITICAL COMMITTEE	\$52,210
29	VAN NESS, FELDMAN, SUTCLIFFE & CURTIS POLITICAL ACTION COMMITTEE	\$48,610
30	JOHN HANCOCK FINANCIAL SERVICES PAC	\$47,383
31	GUARDIAN LIFE INSURANCE COMPANY OF AMERICA POLITICAL ACTION COMMITTEE (GUARDIAN LIFE PAC)	\$44,451
32	GLENDALE FEDERAL SAVINGS ASSOCIATION COMMITTEE TO IMPROVE OUR NATION	\$43,132
33	NATIONAL STRUCTURED SETTLEMENTS POLITICAL ACTION COMMITTEE	\$41,722
34	NEW YORK LIFE POLITICAL ACTION COMMITTEE-STATE FUND	\$39,075
35	UNUM POLITICAL ACTION COMMITTEE (FKA UNION MUTUAL PAC)	\$38,044
36	COMMERCIAL FEDERAL SAVINGS AND LOAN ASSOCIATION POLITICAL ACTION COMMITTEE	\$37,046
37	PHOENIX MUTUAL LIFE INSURANCE COMPANY POLITICAL ACTION COMMITTEE (PHL-PAC)	\$34,650
38	AID ASSOCIATION FOR LUTHERANS POLITICAL ACTION COMMITTEE	\$33,382
39	STANDARD INSURANCE COMPANY POLITICAL ACTION COMMITTEE (STAN-PAC)	\$33,204
40	TENNESSEE LEAGUE OF SAVINGS INSTITUTIONS INC-SAVINGS ASSOC PUBLIC AFFAIRS COMMITTEE-TN	\$32,043
41	NORTHWESTERN MUTUAL LIFE INSURANCE COMPANY POLITICAL ACTION COMMITTEE	\$30,495
42	ASSOCIATED INSURANCE COMPANIES INC FEDERAL POLITICAL ACTION COMMITTEE (FEDPAC)	\$30,477
43	EMPIRE OF AMERICA FEDERAL SAVINGS BANK POLITICAL ACTION COMMITTEE	\$29,632
44	NEW YORK MERCANTILE EXCHANGE POLITICAL ACTION COMMITTEE INC	\$26,200
45	ANCHOR OFFICIALS NONPARTISAN POLITICAL ACTION COMMITTEE	\$24,730
46	TALMAN HOME FEDERAL SAVINGS & LOAN ASSOCIATION OF ILLINOIS GOVERNMENT AFFAIRS FUND	\$24,289
47	SBCA-PAC INC (SMALL BUSINESS COUNCIL OF AMERICA - PAC INC)	\$24,020
48	GEM SAVINGS ASSOCIATION POLITICAL ACTION COMMITTEE	\$23,984
49	GREAT AMERICAN PAC, GREAT AMERICAN FIRST SAVINGS BANK, FSB (AKA HOME FED SAV & LOAN ASSOC)	\$23,842
50	STATE MUTUAL LIFE ASSURANCE FEDERAL POLITICAL ACTION COMMITTEE	\$22,359

8 9 0 8 0 2 0 4 4 8 8

1987-88  
TOP 50 SPENDERS - CORPORATION WITHOUT STOCK PAC'S

1	COUNCIL FOR NATIONAL DEFENSE INC, THE	\$1,243,468
2	AIRCRAFT OWNERS AND PILOTS ASSOCIATION POLITICAL ACTION COMMITTEE	\$1,092,564
3	COMMODITY FUTURES POLITICAL FUND OF THE CHICAGO MERCANTILE EXCHANGE	\$666,529
4	MASSACHUSETTS MUTUAL LIFE INSURANCE COMPANY POLITICAL ACTION COMMITTEE	\$249,163
5	AKIN, GUMP, STRAUSS, HAUER & FELD CIVIC ACTION COMMITTEE	\$249,032
6	EQUITABLE FINANCIAL SERVICES POLITICAL ACTION COMMITTEE (EQUI-PAC)	\$233,879
7	NATIONAL GOOD GOVERNMENT FUND; THE	\$197,736
8	HANDGUN CONTROL INC POLITICAL ACTION COMMITTEE (HCI PAC)	\$195,419
9	HEALTH & PEOPLE POLITICAL ACTION COMMITTEE OF BLUE CROSS AND BLUE SHIELD OF MICHIGAN	\$136,095
10	NEW YORK LIFE POLITICAL ACTION COMMITTEE - FEDERAL FUND (NEW YORK LIFE PAC - FEDERAL)	\$128,400
11	CHICAGO BOARD OF OPTIONS EXCHANGE INC PAC	\$119,600
12	CORPORATION FOR THE ADVANCEMENT OF PSYCHIATRY POLITICAL ACTION COMMITTEE (CAPPAC)	\$109,530
13	BLUE DIAMOND GROWERS POLITICAL ACTION COMMITTEE (FKA CALIF ALMOND GROWERS EXCHANGE PAC)	\$106,942
14	AMERICAN SOCIETY OF CATARACT & REFRACTIVE SURGERY POLITICAL ACTION COMMITTEE (AKA EYEPAC)	\$105,200
15	KUTAK ROCK & CAMPBELL PAC	\$103,503
16	MUTUAL LIFE INSURANCE COMPANY OF NEW YORK MONY POLITICAL ACTION COMMITTEE	\$103,467
17	NEW ENGLAND MUTUAL LIFE INSURANCE COMPANY PAC/NEW ENGLAND LIFE PAC (NELPAC)	\$92,994
18	CONNECTICUT MUTUAL LIFE INSURANCE CO-POLITICAL ACTION COMMITTEE (CH-PAC;/CH PAC;/CML PAC)	\$89,288
19	EAGLE FORUM PAC	\$81,711
20	MICHIGAN FARM BUREAU POLITICAL ACTION COMMITTEE	\$71,185
21	WASHINGTON MUTUAL POLITICAL ACTION COMMITTEE (WMPAC)	\$66,609
22	NATIONAL WOMEN'S POLITICAL CAUCUS CAMPAIGN SUPPORT COMMITTEE	\$56,599
23	MUTUAL BENEFIT LIFE FEDERAL POLITICAL ACTION COMMITTEE	\$55,850
24	DORSEY POLITICAL FUND	\$55,550
25	BUCHANAN INGERSOLL PROFESSIONAL CORPORATION COMMITTEE FOR EFFECTIVE GOVERNMENT "BIPC PAC"	\$54,104
26	JOHN HANCOCK FINANCIAL SERVICES PAC	\$52,573
27	COMMODITY EXCHANGE INC POLITICAL ACTION COMMITTEE (COMPAC)	\$52,524
28	VAN NESS, FELDMAN, SUTCLIFFE & CURTIS POLITICAL ACTION COMMITTEE	\$47,555
29	FIRSTSOUTH FEDERAL SAVINGS & LOAN ASSOCIATION POLITICAL ACTION COMMITTEE-SOUTH PAC (FED)	\$45,979
30	TRAMBELL CROW PARTNERS POLITICAL COMMITTEE	\$45,544
31	GLENDALE FEDERAL SAVINGS ASSOCIATION COMMITTEE TO IMPROVE OUR NATION	\$45,050
32	GUARDIAN LIFE INSURANCE COMPANY OF AMERICA POLITICAL ACTION COMMITTEE (GUARDIAN LIFE PAC)	\$43,100
33	DESERT GRAPE GROWERS LEAGUE OF CALIFORNIA POLITICAL ACTION COMMITTEE	\$36,971
34	ACACIA MUTUAL POLITICAL ACTION COMMITTEE	\$36,800
35	NEW YORK LIFE POLITICAL ACTION COMMITTEE-STATE FUND	\$35,406
36	NORTHWESTERN MUTUAL LIFE INSURANCE COMPANY POLITICAL ACTION COMMITTEE	\$34,961
37	ASSOCIATED INSURANCE COMPANIES INC FEDERAL POLITICAL ACTION COMMITTEE (FEDPAC)	\$33,383
38	PHOENIX MUTUAL LIFE INSURANCE COMPANY POLITICAL ACTION COMMITTEE (PML-PAC)	\$32,750
39	COMMERCIAL FEDERAL SAVINGS AND LOAN ASSOCIATION POLITICAL ACTION COMMITTEE	\$32,446
40	UNUM POLITICAL ACTION COMMITTEE (FKA UNION MUTUAL PAC)	\$32,177
41	STANDARD INSURANCE COMPANY POLITICAL ACTION COMMITTEE (STAN-PAC)	\$32,083
42	AID ASSOCIATION FOR LUTHERANS POLITICAL ACTION COMMITTEE	\$31,049
43	TENNESSEE LEAGUE OF SAVINGS INSTITUTIONS INC-SAVINGS ASSOC PUBLIC AFFAIRS COMMITTEE-TN	\$26,899
44	ANCHOR OFFICIALS NONPARTISAN POLITICAL ACTION COMMITTEE	\$25,920
45	GEM SAVINGS ASSOCIATION POLITICAL ACTION COMMITTEE	\$24,765
46	EMPIRE OF AMERICA FEDERAL SAVINGS BANK POLITICAL ACTION COMMITTEE	\$23,640
47	NATIONAL STRUCTURED SETTLEMENTS POLITICAL ACTION COMMITTEE	\$22,498
48	AMERICAN UNITED LIFE INSURANCE COMPANY PAC	\$21,649
49	UNION CENTRAL LIFE INSURANCE COMPANY POLITICAL ACTION COMMITTEE (UCL PAC)	\$21,540
50	BLUE PAC PAC OF THE EMPLOYEES OF BLUE CROSS AND BLUE SHIELD OF ARIZONA	\$19,579

8 9 0 8 0 2 0 4 4 8 9

1987-88

CORPORATION WITHOUT STOCK  
TOP 50 CONTRIBUTORS TO FEDERAL CANDIDATES

1	COMMODITY FUTURES POLITICAL FUND OF THE CHICAGO MERCANTILE EXCHANGE	\$449,400
2	AIRCRAFT OWNERS AND PILOTS ASSOCIATION POLITICAL ACTION COMMITTEE	\$290,089
3	COUNCIL FOR NATIONAL DEFENSE INC, THE	\$234,332
4	AKIN, GUMP, STRAUSS, HAUER & FELD CIVIC ACTION COMMITTEE	\$197,490
5	EQUITABLE FINANCIAL SERVICES POLITICAL ACTION COMMITTEE (EQUI-PAC)	\$171,800
6	MASSACHUSETTS MUTUAL LIFE INSURANCE COMPANY POLITICAL ACTION COMMITTEE	\$163,265
7	NATIONAL GOOD GOVERNMENT FUND; THE	\$116,640
8	CORPORATION FOR THE ADVANCEMENT OF PSYCHIATRY POLITICAL ACTION COMMITTEE (CAPPAC)	\$99,280
9	CHICAGO BOARD OF OPTIONS EXCHANGE INC PAC	\$96,200
10	KUTAK ROCK & CAMPBELL PAC	\$93,000
11	NEW YORK LIFE POLITICAL ACTION COMMITTEE - FEDERAL FUND (NEW YORK LIFE PAC - FEDERAL)	\$92,647
12	HANDGUN CONTROL INC POLITICAL ACTION COMMITTEE (HCI PAC)	\$85,100
13	CONNECTICUT MUTUAL LIFE INSURANCE CO-POLITICAL ACTION COMMITTEE (CH-PAC;/CM PAC;/CHL PAC)	\$77,950
14	NEW ENGLAND MUTUAL LIFE INSURANCE COMPANY PAC/NEW ENGLAND LIFE PAC (NELPAC)	\$74,800
15	BLUE DIAMOND GROWERS POLITICAL ACTION COMMITTEE (FKA CALIF ALMOND GROWERS EXCHANGE PAC)	\$69,450
16	AMERICAN SOCIETY OF CATARACT & REFRACTIVE SURGERY POLITICAL ACTION COMMITTEE (AKA EYEPAC)	\$65,100
17	EAGLE FORUM PAC	\$49,590
18	MUTUAL LIFE INSURANCE COMPANY OF NEW YORK MONY POLITICAL ACTION COMMITTEE	\$47,957
19	COMMODITY EXCHANGE INC POLITICAL ACTION COMMITTEE (COMPAC)	\$47,800
20	GLENDALE FEDERAL SAVINGS ASSOCIATION COMMITTEE TO IMPROVE OUR NATION	\$42,500
21	JOHN HANCOCK FINANCIAL SERVICES PAC	\$41,950
22	VAN NESS, FELDMAN, SUTCLIFFE & CURTIS POLITICAL ACTION COMMITTEE	\$41,906
23	MUTUAL BENEFIT LIFE FEDERAL POLITICAL ACTION COMMITTEE	\$37,350
24	ACACIA MUTUAL POLITICAL ACTION COMMITTEE	\$32,850
25	DESERT GRAPE GROWERS LEAGUE OF CALIFORNIA POLITICAL ACTION COMMITTEE	\$31,500
26	TRAMMELL CROW PARTNERS POLITICAL COMMITTEE	\$30,125
27	GUARDIAN LIFE INSURANCE COMPANY OF AMERICA POLITICAL ACTION COMMITTEE (GUARDIAN LIFE PAC)	\$29,350
28	NATIONAL WOMEN'S POLITICAL CAUCUS CAMPAIGN SUPPORT COMMITTEE	\$28,100
29	UNUM POLITICAL ACTION COMMITTEE (FKA UNION MUTUAL PAC)	\$23,950
30	MICHIGAN FARM BUREAU POLITICAL ACTION COMMITTEE	\$19,250
31	PHOENIX MUTUAL LIFE INSURANCE COMPANY POLITICAL ACTION COMMITTEE (PHL-PAC)	\$18,750
32	WASHINGTON MUTUAL POLITICAL ACTION COMMITTEE (WMPAC)	\$17,650
33	HIGHER EDUCATION MANAGEMENT & RESOURCES FOUNDATION PAC (HEMAR/HEAF PAC)	\$16,807
34	TENNESSEE LEAGUE OF SAVINGS INSTITUTIONS INC-SAVINGS ASSOC PUBLIC AFFAIRS COMMITTEE-TN	\$16,500
35	SBCA-PAC INC (SMALL BUSINESS COUNCIL OF AMERICA - PAC INC)	\$16,071
36	KELLWOOD COMPANY EMPLOYEES POLITICAL ACTION COMMITTEE	\$15,533
37	DORSEY POLITICAL FUND	\$14,455
38	SWIDLER & BERLIN PAC	\$13,200
39	COMMERCIAL FEDERAL SAVINGS AND LOAN ASSOCIATION POLITICAL ACTION COMMITTEE	\$12,822
40	BUTLER & BINION POLITICAL FUND	\$12,200
41	FIRST MAGNOLIA FEDERAL SAVINGS & LOAN ASSOCIATION VOLUNTARY PAC FOR FEDERAL ELECTIONS	\$11,660
42	ANCHOR OFFICIALS NONPARTISAN POLITICAL ACTION COMMITTEE	\$11,600
43	HEALTH & PEOPLE POLITICAL ACTION COMMITTEE OF BLUE CROSS AND BLUE SHIELD OF MICHIGAN	\$11,325
44	NATIONAL STRUCTURED SETTLEMENTS POLITICAL ACTION COMMITTEE	\$11,300
45	EMPIRE OF AMERICA FEDERAL SAVINGS BANK POLITICAL ACTION COMMITTEE	\$11,175
46	STANDARD INSURANCE COMPANY POLITICAL ACTION COMMITTEE (STAN-PAC)	\$10,750
47	STATE MUTUAL LIFE ASSURANCE FEDERAL POLITICAL ACTION COMMITTEE	\$8,850
48	AID ASSOCIATION FOR LUTHERANS POLITICAL ACTION COMMITTEE	\$8,820
49	CALIFORNIA FEDERAL POLITICAL ACTION COMMITTEE	\$8,000
50	PIONEER FEDERAL SAVINGS AND LOAN ASSOCIATION FEDERAL POLITICAL ACTION COMMITTEE	\$7,603