

FEDERAL ELECTION COMMISSION



Press Office
999 E Street, N.W., Washington, D.C. 20463
Phone: Local 376-3155 Toll Free 800-424-9530

FOR IMMEDIATE RELEASE:
MARCH 27, 1989

CONTACT: FRED EILAND
SHARON SNYDER
SCOTT MOXLEY

FEC SUMMARIZES 1988 POLITICAL PARTY ACTIVITY

WASHINGTON — During the 1988 election cycle, the Republican Party raised \$263 million, spent \$257 million, and contributed \$3.4 million to federal candidates — double the activity of the Democrats, who raised \$128 million, spent \$122 million, and contributed \$1.7 million. However, in terms of monies spent on behalf of candidates in the general election (coordinated expenditures), the GOP reported spending \$22.7 million, only 27% more than the Democrats' \$17.9 million.

The Federal Election Commission released these figures today as part of a summary statistical composite in the agency's first report on the financial activity of the two major political parties for the full 24-months of the 1988 election cycle.

Fundraising for the Democrats was double what it was in '86, with varying increases reported by all categories of committees examined. However, the increase was only 30% more than in 1984, the last Presidential election year. While contributions to candidates remained at '86 levels, coordinated general election expenditures of \$17.9 million doubled the \$9 million spent in both '84 and '86.

Declines in the amounts raised and spent by the National Republican Senatorial and Congressional committees were offset by increases in activity by the RNC and state and local committees. Only with the inclusion of activity by the national convention committee is the total raised and spent by Republican Party committees greater than in 1986. Like the Democrats, the Republicans continued direct contributions to candidates at '86 levels. Coordinated general election spending rose 60%, from \$14 million in '86, to \$23 million in '88. However, \$8.3 million of this related to the Presidential race. When compared to GOP activity in the '84 Presidential election cycle, coordinated spending increased only 13%.

Contribution patterns of both parties were divided equally between incumbents and challengers in House races, and each gave approximately 30% more to Senate challengers than to Senate incumbents.

-more-

8 9 0 0 3 0 4 2 7 5

Listed below are summary figures for party activity from 1978 to 1988.

Party		1987-88	1985-86	1983-84	1981-82	1979-80	1977-78
Democrat:	Raised	\$127.9	\$64.8	\$98.5	\$39.3	\$37.2	\$26.4
	Spent	\$121.9	\$65.9	\$97.4	\$40.1	\$35.0	\$26.9
	Contributed	\$1.7	\$1.7	\$2.6	\$1.7	\$1.7	\$1.8
	Coord. Exp.	\$17.9	\$9.0	\$9.0	\$3.3	\$4.9	\$0.4
Republican:	Raised	\$263.3	\$255.2	\$297.9	\$215.0	\$169.5	\$84.5
	Spent	\$257.0	\$258.9	\$300.8	\$214.0	\$161.8	\$85.9
	Contributed	\$3.4	\$3.4	\$4.9	\$5.6	\$4.5	\$4.5
	Coord. Exp.	\$22.7	\$14.3	\$20.1	\$14.3	\$12.4	\$4.3

(figures in millions of dollars)

The final FEC Report on political party activity will be released later this year. Charts on succeeding pages summarize the parties' finances in a variety of ways. For the first time the FEC has included a state-by-state listing of what each party contributed to and spent on behalf of each campaign.

8 9 0 8 0 2 0 4 2 7 6

HOUSE CAMPAIGNS:

PARTY ACTIVITY

CANDIDATE ACTIVITY

DIST	Name	Party	Inc	Party Contributions	Coordinated Expenditures	Receipts	Disbursements
UTAH							
2	OENS, WAYNE	DEM	I	\$15,999	\$24,109	\$736,198	\$676,472
	SHELBOURNE, RICHARD WAYNE	REP	C	\$31,199	\$45,660	\$253,651	\$251,823
	KIELSON, HOWARD CURTIS	REP	I	\$2,319	\$0	\$130,528	\$100,055
	SPRINGMAN, ROBERT W	DEM	C	\$204	\$0	\$20,301	\$20,092
VERMONT							
0	POIRIER, PAUL R	DEM	O	\$9,830	\$3,230	\$260,771	\$260,535
	SOUTH, PETER PLYMPTON	REP	O	\$12,500	\$89,409	\$157,737	\$150,162
VIRGINIA ISLANDS							
0	DE LUCA, FOR	DEM	I	\$0	\$0	\$22,770	\$22,720
VIRGINIA							
1	BATEMAN, HERBERT H	REP	I	\$2,015	-\$160	\$293,109	\$284,702
	ELENSON, JAMES S	DEM	C	\$0	\$200	\$30,154	\$30,302
	CURRY, JERRY R	REP	C	\$22,198	\$44,986	\$194,004	\$189,391
	PICKETT, OWEN B	DEM	I	\$9,999	\$22,967	\$177,863	\$134,179
	SMO, STEPHEN P	REP	C	\$0	\$0	\$15,424	\$15,124
	BILLEY, THOMAS JEROME JR	REP	I	\$2,000	\$0	\$467,449	\$366,816
	SISISKI, NORMAN	DEM	I	\$0	\$0	\$185,555	\$93,232
	5 HARRIS, CHARLES ROBERT	REP	C	\$20,000	\$17,355	\$105,871	\$105,872
	* PAYNE, LEWIS F JR	DEM	I	\$3,033	\$18,094	\$273,448	\$270,611
	JUD, CHARLES E	REP	C	\$12,999	\$5,293	\$112,076	\$110,756
	OLIN, JAMES R	DEM	I	\$3,000	\$3,629	\$321,705	\$322,160
	7 SLAUGHTER, DANIEL FRENCH JR	REP	I	\$1,000	\$0	\$219,559	\$87,195
	BRICKLEY, DAVID GUY	DEM	I	\$5,735	\$5,280	\$276,578	\$273,203
	PARIS, STANFORD E	REP	C	\$9,897	\$3,967	\$632,755	\$689,035
	BOUCHER, FREDERICK CARLILE	DEM	I	\$0	\$7,112	\$616,821	\$606,420
	BROWN, JOHN C	REP	C	\$21,997	\$43,801	\$155,094	\$151,515
	WEINBERG, ROBERT LESTER	DEM	C	\$3,700	\$1,995	\$242,787	\$241,445
	WOLF, FRANK R	REP	I	\$2,038	\$0	\$803,080	\$758,365
WASHINGTON							
1	LINDQUIST, REESE MALCOLM	DEM	C	\$9,998	\$17,214	\$625,238	\$625,926
	HILKER, JOHN	REP	I	\$28,349	\$44,737	\$1,328,979	\$1,321,021
	SWIFT, ALLAN BYRON	DEM	I	\$2,058	\$1,300	\$376,189	\$301,229
	UNSOELD, JOLENE	DEM	O	\$19,191	\$13,106	\$687,800	\$684,206
	WIGHT, BILL	REP	O	\$34,997	\$44,996	\$354,142	\$354,142
	GOLDB, J RICHARD	DEM	C	\$1,275	\$0	\$58,608	\$58,574
	MORRISON, SIDNEY WALLACE	REP	I	\$3,202	\$0	\$202,637	\$194,505
	DERAY, HARLEY A	REP	C	\$11,300	\$0	\$13,833	\$13,534
	FOLEY, THOMAS S	DEM	I	\$0	\$280	\$781,195	\$476,460
	COOK, KEVIN P	REP	C	\$1,615	\$0	\$38,454	\$37,620
	DICKS, NORMAN D	DEM	I	\$1,758	\$0	\$366,934	\$288,168
	EDWARDS, ROBERT	REP	O	\$342	\$0	\$5,921	\$5,265
	HODERHOFF, JAMES ADELBERT	DEM	O	\$131	\$215	\$166,810	\$348,082
	CHANDLER, ROD	REP	I	\$2,025	\$0	\$33,019	\$300,048
	KEAN, JAMES H	DEM	C	\$54	\$0	\$14,822	\$14,820
WEST VIRGINIA							
1	HOLLOWAY, ALAN	DEM	I	\$0	\$526	\$168,219	\$103,154
	TUCK, HOWARD K	REP	C	\$0	\$0	\$15,350	\$15,220

* Special election activity by either the candidate or the party is generally not included in this table.

72008068

HOUSE CAMPAIGNS:

DIST Name

WEST VIRGINIA

Party Inc
Chl
Opn

PARTY ACTIVITY
Party Contributions
Coordinated Expenditures

CANDIDATE ACTIVITY
Receipts
Disbursements

DIST	Name	Party	Inc	Chl	Opn	Party Contributions	Coordinated Expenditures	Receipts	Disbursements
1	STAGGERS, HARLEY ORRIN JR	DEM	I			\$221	\$780	\$146,928	\$90,537
2	HART, PAUL W	REP	C			\$0	\$0	\$2,394	\$4,310
3	WISE, ROBERT E JR	DEM	I			\$242	\$7,421	\$173,893	\$165,957
4	DREWSER, MARILYNNE R	REP	C			\$160	\$0	\$32,041	\$32,039
5	BAHALL, NICK J II M C	DEM	I			\$0	\$667	\$333,159	\$152,271
WISCONSIN:									
1	ASPIN, LES	DEM	I			\$451	\$105	\$587,431	\$601,327
2	WEAVER, BERNARD J	REP	C			\$1,200	\$0	\$18,626	\$17,760
3	HANEX, ANH J	REP	C			\$32,807	\$46,185	\$383,346	\$380,785
4	KASTENHEIER, ROBERT W	DEM	I			\$500	\$23,879	\$439,848	\$440,574
5	GUNDERSON, STEVEN CRAIG	REP	I			\$3,095	\$0	\$104,942	\$359,801
6	KRUEGER, KARL EVERETT	DEM	C			\$5,000	\$13,004	\$27,156	\$22,626
7	WLECZKA, GERALD DANIEL	DEM	I			\$96	\$2	\$214,093	\$150,270
8	WOODY, JIM	DEM	I			\$1,302	\$0	\$1,291,564	\$1,278,526
9	BARWILL, HELEN I	REP	C			\$10,149	\$44,999	\$202,992	\$197,460
10	GARRETT, JOSEPH L	DEM	C			\$2,000	\$7,256	\$19,976	\$19,815
11	PETRI, THOMAS E	REP	I			\$2,796	\$0	\$258,876	\$187,714
12	HERMENDING, KEVIN J	REP	C			\$11,297	\$44,997	\$199,915	\$202,591
13	OBEY, DAVID ROSS	DEM	I			\$0	\$11,061	\$530,385	\$450,716
14	BARON, ROBERT A	DEM	C			\$2,701	\$7,128	\$14,571	\$14,421
15	NOTH, TOBY	REP	I			\$0	\$0	\$339,852	\$227,823
16	HICKNEY, THOMAS JOSEPH	DEM	I			\$2,989	\$3,255	\$14,736	\$14,686
17	SENSENBRENNER, F JAMES JR	DEM	I			\$6,997	\$0	\$309,612	\$288,505
VIOTING:									
18	CHENEY, RICHARD BRUCE	REP	I			\$2,011	\$0	\$295,437	\$292,080
19	SHARRATT, BRYAN EDWARDS	REP	C			\$5,251	\$0	\$175,752	\$175,055

8 2 2 4 0 2 0 8 0 6 8

3 9 0 8 0 1 0 4 2 7 9

HOUSE CAMPAIGNS:

CANDIDATE ACTIVITY

DIST	Name	Party	Inc Chi Opn	PARTY ACTIVITY		CANDIDATE ACTIVITY	
				Party Contributions	Coordinated Expenditures	Receipts	Disbursements
8	BRYANT, EDWARD GLENN	REP	O	\$5,000	\$0	\$106,318	\$106,028
	TANNER, JOHN S	DEM	O	\$6,669	\$0	\$931,539	\$863,425
9	FORD, HAROLD E	DEM	I	\$391	\$3,500	\$298,096	\$364,330
1	CHAPMAN, JIK	DEM	I	\$219	\$20,552	\$541,159	\$505,611
	XQUEEN, HORACE FRANKLIN	REP	C	\$9,997	\$41,344	\$94,842	\$94,477
2	WILSON, CHARLES	DEM	I	\$0	\$0	\$338,839	\$309,355
3	BARTLETT, STEVE	REP	I	\$1,045	\$0	\$769,301	\$1,000,894
	COWDEN, BLAKE	DEM	C	\$0	\$0	\$17,758	\$17,757
4	HALL, RALPH MOODY	DEM	I	\$0	\$23,090	\$350,284	\$316,846
	SUTTON, RANDY JOHN	REP	C	\$0	\$0	\$66,711	\$65,068
5	BRYANT, JOHN WILEY	DEM	I	\$0	\$596	\$889,511	\$646,218
	WILLIAMS, LOH R JR	REP	C	\$14,998	\$25,998	\$180,629	\$179,201
6	BARTON, JOE CONGRESSMAN	REP	I	\$2,899	\$0	\$750,559	\$654,260
	FENDRICK, KATHAN PETTY	DEM	C	\$0	\$200	\$29,851	\$17,414
7	ARCHER, WILLIAM R JR	REP	I	\$2,061	\$0	\$269,695	\$180,255
	RICHARDS, ELIZABETH DIANNE	DEM	C	\$0	\$0	\$10,650	\$11,090
8	FIELDS, JACK MILTON JR	REP	I	\$2,000	\$0	\$510,950	\$483,544
9	BROOKS, JACK	DEM	I	\$245	\$0	\$424,773	\$226,581
10	PICKLE, JAMES JARRELL	DEM	I	\$0	\$873	\$172,746	\$172,921
11	LEATH, JAMES MARVIN	DEM	I	\$0	\$0	\$178,312	\$87,626
12	WRIGHT, JAMES C JR	DEM	I	\$0	\$0	\$776,295	\$940,760
13	WILNER, LARRY SHAMON	REP	O	\$24,920	\$44,994	\$483,932	\$476,220
	SAPPALUIS, WILLIAM CLARENCE	DEM	O	\$11,999	\$34,688	\$387,092	\$384,738
	LAUGHLIN, GREGORY MAHLS	DEM	C	\$14,999	\$24,134	\$623,491	\$600,114
14	SWENEY, DAVID MCCANN "MAC"	REP	I	\$17,396	\$45,239	\$637,167	\$645,988
15	DE LA GARZA, E (KIKI)	DEM	I	\$252	\$0	\$263,843	\$219,469
16	COLEMAN, RONALD D	DEM	I	\$0	\$114	\$317,822	\$312,444
17	STENHOLM, CHARLES W	DEM	I	\$0	\$0	\$289,551	\$342,766
18	LELAND, GEORGE T "HICKEY"	DEM	I	\$0	\$3,712	\$532,832	\$534,732
19	COMBEST, LARRY	REP	I	\$4,593	\$0	\$272,401	\$244,821
	MCCATHERN, GERALD	DEM	C	\$0	\$12,500	\$44,173	\$44,082
20	GONZALEZ, HENRY B	DEM	I	\$0	\$0	\$171,284	\$174,470
	TREVINO, LORETO G (LEE)	REP	C	\$5,000	\$0	\$58,325	\$58,217
21	SMITH, LAMAR	REP	I	\$2,919	\$0	\$567,201	\$418,489
22	WALKER, WAYNE	REP	I	\$2,277	\$0	\$364,837	\$361,255
	BUSTAMANTE, ALBERT G	DEM	C	\$0	\$1,011	\$107,649	\$104,004
23	GONZALES, JEROME LEE "JERRY"	DEM	I	\$0	\$2,575	\$280,485	\$187,302
	FROST, MARTIN	REP	C	\$1,000	\$0	\$6,573	\$6,365
24	ANDREWS, MICHAEL ALLEN	DEM	I	\$0	\$219	\$590,973	\$438,949
25	LOEFFLER, GEORGE HENRY JR	REP	C	\$0	\$0	\$638,035	\$318,970
	ARNEY, RICHARD K	REP	I	\$2,258	\$0	\$419,632	\$314,903
26	REYES, JO ANN	DEM	C	\$0	\$5,075	\$201,183	\$189,780
27	ORTIZ, SOLOMON P	DEM	I	\$0	\$0	\$198,217	\$142,651
UTAH							
1	HANSEN, JAMES V	REP	I	\$12,499	\$45,000	\$411,486	\$426,902
	HCKAY, GUNN	DEM	C	\$14,998	\$32,979	\$392,478	\$391,928

HOUSE CAMPAIGNS:

DIST

Name

Party

Inc
Chl
Opn

PARTY ACTIVITY
Party Contributions
Coordinated
Expenditures

CANDIDATE ACTIVITY
Receipts
Disbursements

DIST	Name	Party	Inc Chl Opn	Party Contributions	Coordinated Expenditures	Receipts	Disbursements
PENNSYLVANIA							
18	HEWMAN, JOHN A	REP	C	\$28	\$0	\$18,928	\$16,587
	WALGREN, DOUG	DEM	I	\$682	\$215	\$389,537	\$321,074
19	GOODLING, WILLIAM F	REP	I	\$2,441	\$0	\$51,123	\$57,091
	RITCHEY, PAUL EDWARD	DEM	C	\$0	\$54	\$5,304	\$5,303
20	GAYDOS, JOSEPH H	DEM	I	\$188	\$120	\$184,634	\$137,023
21	ELDER, GEORGE R II	DEM	C	\$0	\$0	\$0	\$0
	RIDGE, THOMAS JOSEPH	REP	I	\$4,481	\$0	\$419,770	\$370,619
22	HODGKISS, WILLIAM	REP	C	\$0	\$0	\$0	\$0
	MURPHY, JUSTIN J	DEM	I	\$0	\$90	\$173,164	\$183,335
23	CLINGER, WILLIAM F JR	REP	I	\$3,148	\$0	\$405,262	\$336,774
	SHANESPEAR, HOWARD	DEM	C	\$290	\$25,000	\$108,104	\$106,463
PUERTO RICO							
0	FUSTER, JAIME B	DEM	I	\$219	\$0	\$220,263	\$223,069
RHODE ISLAND							
1	WACHTEL, RONALD KEITH	REP	C	\$29,998	\$45,830	\$417,449	\$385,402
	ST GERMAIN, FERNAND J	DEM	I	\$158	\$1,528	\$668,963	\$801,289
2	HONGENHAY, RUTH S	DEM	C	\$342	\$978	\$332,150	\$328,335
	SCHNEIDER, CLAUDINE C	REP	I	\$5,967	\$0	\$419,633	\$443,267
SOUTH CAROLINA							
1	RAVENEL, ARTHUR JR	REP	I	\$2,508	\$0	\$273,828	\$118,702
	TILLMAN, WHEELER HELETTTE	DEM	C	\$0	\$0	\$82,118	\$82,035
2	LEVENTIS, JAMES C	DEM	C	\$24,999	\$30,811	\$389,570	\$378,469
	SPRICE, FLOYD DAVIDSON	REP	I	\$11,535	\$44,668	\$369,698	\$579,408
3	DERRICK, BUTLER C JR	DEM	I	\$0	\$10,982	\$579,408	\$641,429
	JORDAN, HENRY SPEIR JR ID	REP	C	\$13,496	\$21,532	\$351,589	\$351,575
4	PATERSON, ELIZABETH JOHNSTON	DEM	I	\$14,999	\$44,824	\$1,119,822	\$1,143,351
	WHITE, KNOX HAYNSWORTH	REP	C	\$18,912	\$0	\$631,287	\$630,913
5	CARLEY, ROBERT K	REP	C	\$0	\$0	\$8,225	\$8,449
	SPRYTT, JOHN N JR	DEM	I	\$170	\$370	\$203,552	\$105,620
6	FALLON, ROBERT H JR	DEM	I	\$0	\$850	\$381,464	\$243,559
	CUNNINGHAM, ROBERT N	REP	C	\$0	\$0	\$10,759	\$10,604
SOUTH DAKOTA							
0	VOLK, DAVID	REP	C	\$17,476	\$89,986	\$200,733	\$199,420
	JOHNSON, TIMOTHY PETER	DEM	I	\$7,499	\$24,368	\$676,225	\$632,105
TENNESSEE							
1	QUILEN, JAMES HENRY	REP	I	\$2,189	\$0	\$617,030	\$227,503
	SHITH, SIDNEY S	DEM	C	\$0	\$0	\$0	\$0
2	DUNCAN, JOHN JAMES JR	REP	O	\$8,970	\$56,629	\$448,530	\$435,567
	TAYLOR, DUDLEY WAYNE	DEM	O	\$14,514	\$21,960	\$396,303	\$381,980
3	COKER, HAROLD L	REP	C	\$8,830	\$44,711	\$628,222	\$626,945
	LLOYD, MARILYN	DEM	I	\$6,157	\$31,037	\$621,520	\$618,173
4	COOPER, JAMES H S	DEM	I	\$326	\$0	\$292,770	\$234,375
5	* CLEMENT, ROBERT N (808)	DEM	I	\$992	\$2,456	\$322,126	\$280,160
6	EMERY, WALLACE ABNER	REP	C	\$32	\$0	\$12,635	\$12,635
	GORDON, BART	DEM	I	\$1,094	\$7,110	\$587,878	\$454,346
7	BLOODWORTH, KENNETH WAYNE	DEM	C	\$200	\$0	\$1,130	\$1,110
	SUNDQUIST, DONALD KENNETH	REP	I	\$2,672	\$0	\$393,171	\$307,656

* Special election activity by either the candidate or the party is generally not included in this table.

0 8 2 4 0 2 0 8 0 6 8

8 9 0 8 0 2 0 4 2 8 1

HOUSE CAMPAIGNS:

PARTY ACTIVITY

CANDIDATE ACTIVITY

DIST	Name	Party	Inc Chl Opn	Party Contributions	Coordinated Expenditures	Receipts	Disbursements
OKLAHOMA							
1	MCCURDY, DAVE	DEM	I	\$0	\$0	\$273,015	\$251,956
5	EDWARDS, MICKY	REP	I	\$4,124	\$0	\$340,142	\$318,822
	MONTGOMERY, TERRY JOE	DEM	C	\$0	\$0	\$460	\$302
6	BROWN, MICHAEL D	REP	C	\$15,010	\$0	\$85,210	\$85,059
	ENGLISH, GLENN LEE JR	DEM	I	\$466	\$665	\$385,373	\$306,600
OREGON							
1	AUCOIN, LES	DEM	I	\$3,218	\$215	\$724,149	\$542,224
	MOLANDER, EARL ARVID	REP	C	\$0	\$0	\$9,725	\$11,741
2	SMITH, ROBERT F (BOB)	REP	I	\$9,311	\$0	\$381,363	\$340,613
	TUTTLE, LAURENCE ALLEN	DEM	C	\$1,955	\$13,305	\$207,190	\$208,513
3	W'DEN, RON	DEM	I	\$321	\$0	\$596,224	\$287,996
4	DEFazio, PETER A	DEM	I	\$4,747	\$5,816	\$327,640	\$279,809
	HOWARD, JAMES HILO	REP	C	\$0	\$0	\$60,048	\$58,563
5	KOPETSKI, MICHAEL JOSEPH	DEM	C	\$10,235	\$400	\$352,829	\$351,806
	SMITH, DENNIS A	REP	I	\$5,931	\$44,173	\$476,246	\$559,616
PENNSYLVANIA							
1	FOGLETTA, THOMAS H	DEM	I	\$283	\$5,101	\$334,147	\$234,957
	O'BRIEN, WILLIAM J	REP	C	\$0	\$0	\$1,182	\$1,633
2	GRAY, WILLIAM H III	DEM	I	\$572	\$3,290	\$656,859	\$660,456
	HARSON, RICHARD L	REP	C	\$0	\$0	\$0	\$0
3	BORSKI, ROBERT A	DEM	I	\$0	\$671	\$337,723	\$250,480
	MATTHEWS, MARK	REP	C	\$23	\$0	\$23,071	\$23,101
4	JOHNSTON, GORDON R	REP	C	\$0	\$0	\$0	\$0
	KOLTER, JOSEPH P	DEM	I	\$0	\$4	\$175,980	\$90,710
5	HADLEY, DONALD A	DEM	I	\$0	\$54	\$0	\$0
	SCHULZE, RICHARD T	REP	C	\$2,212	\$0	\$128,735	\$11,205
6	ERWIN, JAMES R	REP	I	\$160	\$0	\$12,016	\$12,002
	YATRON, GUS	DEM	I	\$409	\$18,618	\$145,914	\$121,435
7	LAUDAU, DAVID EDWARD	DEM	I	\$283	\$0	\$208,212	\$203,582
	WELDON, CURT	REP	C	\$2,013	\$0	\$564,109	\$507,360
8	HOWARD, EDWARD L	REP	C	\$29,498	\$44,962	\$506,241	\$507,682
	KOSTMAYER, PETER H	DEM	I	\$128	\$39,882	\$1,148,687	\$1,089,612
9	SHUSTER, BUD	REP	I	\$2,118	\$0	\$402,210	\$332,647
10	CORDARO, ROBERT C	DEM	C	\$0	\$0	\$69,674	\$66,299
	MCDABE, JOSEPH N	REP	I	\$3,477	\$0	\$442,808	\$430,322
11	KANJORSKI, PAUL E	DEM	I	\$0	\$1,865	\$429,603	\$310,305
12	MURTHA, JOHN P	DEM	I	\$138	\$4,229	\$447,087	\$401,945
13	COUGHLIN, LAWRENCE	REP	I	\$3,816	\$0	\$396,262	\$225,412
	TONKIN, BERNARD	DEM	C	\$0	\$418	\$62,721	\$60,672
14	CALIGIURI, RICHARD EDWARD	REP	C	\$0	\$0	\$0	\$0
	COYNE, WILLIAM J	DEM	I	\$0	\$235	\$168,698	\$80,730
15	REIBMAN, EDWARD D	DEM	I	\$75	\$1,508	\$359,820	\$355,016
	RITTER, DONALD L	REP	C	\$12,047	\$47,039	\$759,713	\$752,332
16	GUYLL, ERNEST ERIC	DEM	C	\$0	\$200	\$0	\$0
	WALKER, ROBERT S	REP	I	\$3,028	\$0	\$106,318	\$91,950
17	GERAS, GEORGE W	REP	I	\$2,577	\$0	\$95,878	\$97,611

HOUSE CAMPAIGNS:

PARTY ACTIVITY

CANDIDATE ACTIVITY

DIST	Name	Party	Inc	Party Contributions	Coordinated Expenditures	Receipts	Disbursements
OHIO							
2	GRADISON, WILLIS D JR	REP	I	\$2,000	\$0	\$197,743	\$125,602
2	STIDMAN, CHUCK R	DEM	C	\$0	\$0	\$13,962	\$13,961
3	GRUTCHER, ROH	REP	C	\$4,999	\$0	\$48,661	\$46,103
1	HALL, TONY P	DEM	I	\$0	\$0	\$216,111	\$182,889
1	OLEY, MICHAEL G	REP	I	\$2,242	\$0	\$251,619	\$207,157
5	GILKOR, PAUL E	REP	O	\$21,986	\$61,704	\$712,123	\$769,512
5	MURRAY, THOMAS JAMES	DEM	O	\$5,331	\$0	\$706,222	\$846,905
6	HCEVEN, BOB	REP	I	\$9,184	\$0	\$787,103	\$884,754
7	ROBERTS, GORDON R	DEM	C	\$5,327	\$108	\$13,532	\$13,185
7	DEWINE, RICHARD MICHAEL	REP	I	\$1,234	\$0	\$112,200	\$299,553
7	SCHIRRA, JOHN ALBERT JR	DEM	C	\$253	\$0	\$51,994	\$51,478
8	GRIFFIN, JOHN	DEM	C	\$0	\$254	\$0	\$0
8	LUENS, DONALD E	REP	I	\$3,011	\$0	\$150,981	\$147,462
9	CARTIER, ALBERT R	REP	C	\$0	\$0	\$15,765	\$3,846
9	HAWKINS, ALFRED G	REP	C	\$0	\$0	\$44,446	\$44,445
10	HAPTUR, ARCY	DEM	I	\$0	\$7,144	\$277,724	\$244,030
10	BUCHANAN, JOHN H	DEM	C	\$0	\$0	\$9,231	\$9,429
10	WILLER, CLARENCE ELLSWORTH	REP	I	\$5,597	\$0	\$129,695	\$99,247
11	ECKART, DENNIS E	DEM	I	\$5,000	\$36,129	\$569,638	\$561,070
11	HUELLER, MARGARET R	REP	C	\$10	\$0	\$1,014,371	\$860,766
12	BROWN, MARK P	DEM	C	\$0	\$0	\$0	\$0
12	BROWN, MARK P	DEM	C	\$2,115	\$0	\$370,579	\$351,517
13	KASICH, JOHN R	REP	I	\$192	\$0	\$16,681	\$16,682
13	BROWN, DENY DWIGHT	DEM	I	\$0	\$126	\$292,904	\$157,632
13	PAASE, DON	DEM	I	\$118	\$0	\$13,816	\$13,815
14	LAUG, LORETTA AUGUSTA	REP	C	\$3,099	\$15,310	\$447,420	\$419,005
15	SAWEN, THOMAS C	DEM	I	\$0	\$0	\$9,910	\$6,682
15	FROELICH, MARK S	DEM	C	\$2,064	\$4,104	\$231,063	\$211,963
16	WYLLIE, CHALMERS P	REP	I	\$0	\$0	\$0	\$0
16	GRAVELL, WELVIN J	DEM	C	\$2,060	\$0	\$108,672	\$94,492
17	LEWIS, FREDERICK W	REP	I	\$0	\$0	\$2,406	\$2,391
17	TRAFICANT, JAMES A JR	DEM	C	\$0	\$0	\$100,063	\$96,003
18	ABRAHAM, WILLIAM C	REP	I	\$0	\$0	\$7,233	\$7,095
18	APPELGATE, E DOUGLAS	DEM	C	\$169	\$0	\$120,135	\$86,061
19	FEIGLIAN, EDWARD F	DEM	I	\$260	\$760	\$391,199	\$226,086
19	ROBERTS, NOEL F	REP	C	\$0	\$0	\$522	\$522
20	OKAN, MARY ROSE	DEM	I	\$3,952	\$157	\$691,256	\$783,180
20	SAYVA, MICHAEL	REP	C	\$0	\$0	\$0	\$0
21	ROSKI, FRANKLIN H	REP	C	\$0	\$0	\$0	\$0
21	STONES, LOUIS	DEM	I	\$0	\$0	\$241,646	\$173,534
OKLAHOMA							
1	GLASSCO, KURT G	DEM	C	\$10,000	\$10,254	\$255,822	\$256,220
1	INHOFE, JAMES H	REP	I	\$27,220	\$25,011	\$484,552	\$484,585
2	PHILLIPS, IRA NILTON	REP	I	\$10,523	\$0	\$84,777	\$81,634
3	SYMAR, MICHAEL LYNN	DEM	C	\$0	\$0	\$110,865	\$358,705
3	VATKINS, WESTLEY WADE	DEM	I	\$0	\$12,500	\$241,418	\$174,437

2 8 2 4 0 2 0 8 0 6 8

8 9 0 8 0 ? 0 4 2 8 3

HOUSE CAMPAIGNS:

DIST Name

PARTY ACTIVITY

Party Inc Party Coordinated
chl contributions Expenditures
Opn

CANDIDATE ACTIVITY

Receipts Disbursements

DIST	Name	Party	Inc chl	Party contributions	Coordinated Expenditures	Receipts	Disbursements
NEW YORK							
23	BAKAL, PETER M	REP	O	\$0	\$0	\$167,450	\$174,790
	MCNULTY, MICHAEL R	DEM	O	\$0	\$6,538	\$282,373	\$273,505
24	BAYE, FRED	DEM	C	\$200	\$0	\$15,832	\$15,811
	SOLOMON, GERALD B	REP	I	\$9,000	\$0	\$195,033	\$151,276
25	BOHLERT, SHERWOOD L	REP	I	\$2,980	\$0	\$235,512	\$145,683
26	MARTIN, DAVID O'B	REP	I	\$2,055	\$0	\$133,256	\$120,423
	RAVERSCHROFT, DONALD R	DEM	C	\$200	\$0	\$11,318	\$10,635
27	POOLER, ROSEMARY S	DEM	O	\$5,177	\$14,708	\$640,729	\$645,123
	WALSH, JAMES T	REP	O	\$9,998	\$15,390	\$610,935	\$594,965
28	MCHUGH, MATTHEW F	DEM	I	\$0	\$0	\$276,595	\$172,905
29	HORTON, FRANK	REP	I	\$2,060	\$0	\$163,751	\$130,597
	VOGEL, JAMES R	DEM	C	\$0	\$0	\$7,478	\$4,514
30	BOUGHARD, JOHN D	REP	C	\$28,997	\$45,818	\$319,621	\$310,704
	SLAUGHTER, LOUISE MCINTOSH	DEM	I	\$4,996	\$39,980	\$778,946	\$802,886
31	PAXON, L WILLIAM	REP	O	\$24,998	\$15,011	\$688,480	\$688,382
	SWARTS, DAVID J	DEM	O	\$14,999	\$6,791	\$453,704	\$453,162
32	EVERETT, EMIL KRATZER	REP	C	\$0	\$0	\$13,702	\$13,702
33	KOVAK, HENRY J	DEM	I	\$167	\$0	\$241,784	\$133,738
	LAFALCE, JOHN J	DEM	I	\$163	\$0	\$122,306	\$94,042
34	HOUGHTON, AMORY	REP	I	\$3,457	\$0	\$468,327	\$319,098
NORTH CAROLINA							
1	JONES, WALTER B	DEM	I	\$0	\$0	\$141,476	\$82,147
	HOYE, HOWARD DEWITT JR	REP	C	\$5,000	\$0	\$16,758	\$16,758
2	VALENTINE, TIMOTHUS THADDEUS JR	DEM	I	\$0	\$0	\$78,527	\$81,671
3	LANCASTER, H MARTIN	DEM	I	\$0	\$0	\$195,992	\$98,956
4	FETZER, TOM	REP	C	\$11,498	\$30,294	\$745,929	\$745,726
	PRICE, DAVID E	DEM	I	\$10,999	\$19,876	\$1,031,004	\$1,006,641
5	GRAY, LYONS	REP	C	\$11,582	\$45,531	\$744,770	\$745,010
	HEAL, STEPHEN L	DEM	I	\$9,999	\$15,179	\$715,578	\$756,115
6	COBLE, JOHN HOWARD	REP	I	\$18,807	\$45,539	\$736,254	\$738,088
	GILMORE, THOMAS ODELL SR	DEM	C	\$4,998	\$13,980	\$586,449	\$583,013
7	ROSE, CHARLES G III	DEM	I	\$0	\$23,103	\$293,187	\$185,039
	THOMPSON, GEORGE G	REP	C	\$0	\$0	\$0	\$0
8	BLANTON, THEODORE ARLAND	REP	C	\$17,498	\$45,388	\$243,901	\$242,782
	HEFNER, W G (BILL)	DEM	I	\$0	\$0	\$432,432	\$581,888
9	MCNILLAN, J ALEX	REP	I	\$2,494	\$0	\$509,524	\$440,082
	SHOLANDER, MARK EARL	DEM	C	\$53	\$10,254	\$34,124	\$32,949
10	BALLENGER, THOMAS CASS	REP	I	\$3,501	\$0	\$322,903	\$302,215
	RHYNE, JACK L	DEM	C	\$0	\$22,000	\$44,508	\$44,329
11	CLARKE, JAMES MCCLURE	DEM	I	\$11,000	\$12,883	\$507,787	\$494,092
	TAYLOR, CHARLES H	REP	C	\$17,169	\$33,876	\$503,317	\$503,289
NORTH DAKOTA							
0	DORGAN, BYRON L	DEM	I	\$1,657	\$21,780	\$687,234	\$747,594
	SYDNESS, STEVEN KRIS	REP	C	\$24,998	\$12	\$261,883	\$260,727
OHIO							
1	CHABOT, STEVEN J	REP	C	\$26,023	\$47,879	\$262,325	\$262,162
	LUKEN, THOMAS A	DEM	I	\$5,245	\$11,322	\$774,952	\$908,765

HOUSE CAMPAIGNS:

DIST Name

PARTY ACTIVITY
 Party Inc
 Chl
 Opn
 Party
 Contributions
 Coordinated
 Expenditures

CANDIDATE ACTIVITY
 Receipts
 Disbursements

DIST	Name	Party	Inc	Chl	Opn	Party Contributions	Coordinated Expenditures	Receipts	Disbursements
NEW MEXICO									
1	SCHIFF, STEVEN H	REP	0			\$29,999	\$44,998	\$563,429	\$559,134
	UDALL, THOMAS STEWART	DEM	0			\$10,000	\$16,138	\$580,819	\$576,677
2	SREEN, JOSEPH RICHARD	REP	1			\$3,307	\$0	\$1,394	\$67,727
	RICHARDSON, BILL	DEM	1			\$0	\$565	\$456,787	\$267,633
3	SALAZAR, CECILIA R	REP	1			\$5,250	\$0	\$11,618	\$41,669
NEW YORK									
1	HOCHEMUCKNER, GEORGE J	DEM	1			\$9,998	\$22,355	\$736,471	\$732,956
	BOYATIE, EDWARD PETER	REP	1			\$15,239	\$45,077	\$218,158	\$217,971
2	CARDINO, JOSEPH JR	REP	1			\$216	\$0	\$52,912	\$35,057
	DOWNEY, THOMAS J	DEM	1			\$660	\$0	\$896,625	\$627,584
3	NIATZEN, ROBERT J	DEM	1			\$1,120	\$1,346	\$117,902	\$364,087
	PREVEDI, ROBERT	REP	1			\$5,010	\$91	\$93,063	\$90,892
1	GOBAN, FRANCIS T	REP	1			\$300	\$0	\$5,427	\$4,715
	LENT, NORMAN FREDERICK	DEM	1			\$2,000	\$0	\$589,123	\$436,310
5	KELLY, WILLIAM G	REP	1			\$3,508	\$0	\$37,167	\$35,627
	MCGRATH, RAYMOND J	DEM	1			\$158	\$0	\$502,509	\$337,792
6	FLAKE, FLOYD H	DEM	1			\$54	\$0	\$314,391	\$370,236
7	ACERMAN, GARY L	DEM	1			\$664	\$0	\$280,467	\$142,041
8	SCHUER, JAMES H	DEM	1			\$219	\$0	\$77,854	\$98,919
9	HANTON, THOMAS JOSEPH	DEM	1			\$0	\$0	\$121,381	\$256,832
10	POPIELARSKI, GEORGE S	REP	1			\$0	\$0	\$0	\$0
	SCHUMER, CHARLES E	DEM	1			\$229	\$0	\$137,574	\$87,129
11	HUSSAIN, RIYAZ B	REP	1			\$0	\$0	\$247,235	\$256,272
	TOKERS, EDOLPHUS	DEM	1			\$0	\$0	\$327,722	\$278,709
12	AUGUSTIN, OWEN	REP	1			\$0	\$0	\$7,507	\$7,099
	OWENS, MAJOR ROBERT	DEM	1			\$462	\$0	\$198,529	\$190,584
13	CURCI, ANTHONY N	REP	1			\$0	\$0	\$0	\$0
	SOLARZ, STEPHEN J	DEM	1			\$0	\$0	\$899,313	\$553,532
14	MOLIVARI, GUY V	REP	1			\$14,000	\$19,229	\$212,952	\$206,796
	O'DONOVAN, JEROME X	DEM	1			\$5,053	\$150	\$210,868	\$218,849
15	DOUKAS, PETER G	DEM	1			\$0	\$48	\$171,965	\$171,838
	GREEN, BILL	REP	1			\$19,000	\$22,561	\$656,289	\$602,942
	LEVITT, JOHN	DEM	1			\$200	\$0	\$154,674	\$136,804
16	RANGEL, CHARLES B	DEM	1			\$125	\$0	\$83,012	\$479,427
17	ALBERT, NYRMA	REP	1			\$2,000	\$0	\$2,978	\$2,144
	WEISS, TED	DEM	1			\$0	\$0	\$171,815	\$170,567
18	GARCIA, ROBERT 'BOB' CONGRESSMAN	REP	1			\$0	\$0	\$306,376	\$448,191
	BROWN, FRED	REP	1			\$0	\$0	\$0	\$0
19	ENGEL, ELIOT LANCE	DEM	1			\$0	\$0	\$187,088	\$183,957
20	DIORGARDI, JOSEPH J	REP	1			\$4,550	\$44,822	\$1,553,890	\$1,567,129
	LOWEY, NITA H	DEM	1			\$20,000	\$912	\$1,336,192	\$1,309,873
21	FISH, HAMILTON JR	REP	1			\$3,186	\$0	\$357,841	\$277,680
	GRUBBERGER, LAWRENCE W	DEM	1			\$0	\$0	\$0	\$0
	BRUNN, BARBARA ELIZABETH	REP	1			\$0	\$0	\$0	\$0
22	BURLINGHAM, ELEANOR F	DEM	1			\$0	\$0	\$10,342	\$10,427
	GILMAN, BENJAMIN A	REP	1			\$2,755	\$0	\$427,176	\$410,956

4 8 8 2 2 4 0 2 0 8 0 8 0 8 8

8 9 0 3 0 2 0 4 2 8 5

HOUSE CAMPAIGNS:

DIST	Name	Party	Inc Chl Opn	PARTY ACTIVITY		CANDIDATE ACTIVITY	
				Party Contributions	Coordinated Expenditures	Receipts	Disbursements
MONTANA							
2	HARLEHEE, RON C	REP	I	\$6,903	\$32,806	\$416,031	\$380,928
	O'BRIEN, RICHARD S "BUCK"	DEH	C	\$15,500	\$29,680	\$396,369	\$394,102
NEBRASKA							
1	BERUTER, DOUGLAS K	REP	I	\$8,591	\$0	\$215,704	\$221,530
	JONES, WARREN D (CORKY)	DEM	C	\$0	\$0	\$97,118	\$96,278
2	HOAGLAND, PETER	DEM	O	\$14,499	\$44,642	\$860,865	\$858,762
	SCHENKER, JERRY	REP	O	\$16,898	\$45,603	\$1,162,518	\$1,158,294
3	RACER, JOHN D	DEM	C	\$1,900	\$0	\$16,590	\$16,588
	SMITH, VIRGINIA DODD	REP	I	\$8,473	\$0	\$271,730	\$229,109
NEVADA							
1	BILBRAY, JAMES H	DEM	I	\$11,000	\$28,530	\$669,014	\$652,199
	LUSK, LUCILLE	REP	C	\$9,629	\$0	\$148,957	\$147,891
2	SPOO, JAMES LEE	DEM	C	\$9,830	\$32,067	\$434,976	\$430,155
	VUCANOVICH, BARBARA F	REP	I	\$19,393	\$44,744	\$607,984	\$614,828
NEW HAMPSHIRE							
1	KEEFE, JOSEPH F	DEM	C	\$106	\$5,212	\$263,896	\$262,895
	SMITH, ROBERT C	REP	I	\$10,102	\$21,845	\$364,164	\$333,695
2	DONCHESS, JAMES W	DEM	O	\$10,057	\$12,704	\$532,390	\$519,336
	DOUGLAS, CHARLES G III	REP	O	\$30,003	\$45,472	\$735,185	\$730,803
NEW JERSEY							
1	CRISTANDO, FRANK A	REP	C	\$136	\$0	\$55,302	\$55,301
	FLORIO, JAMES JOSEPH	DEM	I	\$158	\$19,444	\$790,850	\$924,427
2	COOVER, KIRK W	REP	C	\$91	\$0	\$45,126	\$47,159
	HUGHES, WILLIAM J	DEM	I	\$0	\$10,000	\$283,532	\$235,629
3	AZZOLINA, JOSEPH	REP	O	\$39,780	\$91,036	\$997,104	\$980,115
	PALLONE, FRANK JR	DEM	O	\$14,999	\$56,895	\$677,073	\$678,617
4	HOLLAND, BETTY	DEM	C	\$53	\$0	\$55,145	\$53,964
	SMITH, CHRISTOPHER H	REP	I	\$6,000	\$17,091	\$329,835	\$252,823
5	MONACO, LEOPOLD ANTHONY	DEM	C	\$0	\$0	\$28,134	\$28,137
	ROUKEMA, MARGE	REP	I	\$2,000	\$5,000	\$406,169	\$400,555
6	DWYER, BERNARD J	DEM	I	\$0	\$0	\$136,330	\$123,632
	SICA, PETER J	REP	C	\$0	\$0	\$39,183	\$38,919
7	HELY, JAMES	DEM	C	\$0	\$0	\$0	\$0
	RINALDO, NATHAN J	REP	I	\$2,141	\$0	\$607,728	\$370,387
8	ROE, ROBERT	DEM	I	\$625	\$0	\$490,884	\$267,609
9	LANE, ROGER	REP	C	\$161	\$0	\$59,127	\$57,260
	TORRICELLI, ROBERT G	DEM	I	\$0	\$0	\$631,151	\$403,059
10	PAYNE, DONALD H	DEM	O	\$5,056	\$216	\$545,049	\$413,338
	WEBB, MICHAEL	REP	O	\$0	\$0	\$0	\$0
11	GALLO, DEAN A	REP	I	\$2,055	\$0	\$531,548	\$490,751
	SHAW, JOHN C	DEM	C	\$0	\$0	\$0	\$0
12	COURTER, JAMES A	REP	I	\$2,000	\$0	\$1,211,060	\$1,333,882
	WEINSTEIN, NORMAN J	DEM	C	\$0	\$0	\$17,334	\$11,620
13	SAXTON, H JAMES	REP	I	\$2,039	\$0	\$491,036	\$411,620
	SMITH, JAMES B	DEM	C	\$0	\$0	\$0	\$0
14	GUARINI, FRANK J	DEM	I	\$157	\$1,630	\$552,280	\$369,578
	THEINLING, FRED J JR	REP	C	\$0	\$0	\$0	\$0

HOUSE CAMPAIGNS:

DIST Name

Party Inc
Chl Contributions
Opn

PARTY ACTIVITY
Coordinated
Expenditures

CANDIDATE ACTIVITY
Receipts Disbursements

DIST	Name	Party	Inc	Party Contributions	Coordinated Expenditures	Receipts	Disbursements
MINNESOTA	2 PETERSON, DOUGLAS PAUL	DEH	C	\$1,354	\$16,200	\$151,006	\$152,295
	WEAVER, VIK	REP	I	\$4,735	\$219	\$728,427	\$623,776
	CARLSON, DAVID HILLMAN	DEH	C	\$2,194	\$0	\$21,261	\$20,733
	FRENZEL, BILL	REP	I	\$1,229	\$0	\$497,281	\$381,646
	NATTLAND, IAN HAMILTON	REP	C	\$180	\$0	\$36,996	\$35,789
	VENTO, BRUCE F.	DEH	I	\$404	\$7,000	\$268,237	\$216,172
	GILBERTSON, RAYMOND CHARLES	REP	C	\$91	\$0	\$21,776	\$16,915
	SABO, MARTIN OLAV	DEH	I	\$608	\$0	\$363,965	\$281,455
	PLETZ, RAY (RAYMOND CHARLES)	REP	C	\$11,127	\$0	\$103,945	\$100,941
	SIKORSKI, GERRY	DPL	I	\$0	\$2,175	\$547,198	\$320,437
MISSISSIPPI	7 HANSON, HARRY	DEH	C	\$8,000	\$11,228	\$289,694	\$288,782
	STANGELAND, ARLAN I	REP	I	\$10,037	\$44,639	\$658,882	\$693,429
	OSTERSTAR, JAMES L	DEH	I	\$0	\$6,982	\$281,331	\$157,802
	SHUSTER, GERALD ALLEN	REP	C	\$1,000	\$0	\$7,744	\$7,743
	MISSISSIPPI	REP	C	\$0	\$0	\$0	\$0
MISSOURI	1 BUSH, JIM	DEH	C	\$0	\$0	\$175,925	\$58,370
	WITTEN, JANIE LLOYD	REP	I	\$0	\$0	\$226,486	\$225,873
	COLEMAN, JACK	DEH	C	\$34,997	\$44,999	\$880,227	\$880,540
	ESPEY, ALPHONSO MICHAEL	DEH	I	\$4,999	\$25,425	\$671	\$671
	BOURLAND, JIMMIE RAY	REP	C	\$500	\$0	\$148,077	\$116,761
	MORGONERY, GILLESPIE V. (SONNY)	DEH	I	\$0	\$0	\$409,588	\$408,114
	COLLINS, THOMAS EDWARD III	REP	O	\$46,982	\$45,874	\$843,442	\$843,442
	PARKER, PAUL MICHAEL "MIKE"	DEH	O	\$15,999	\$27,001	\$588,552	\$569,830
	SITH, LARRY I	REP	O	\$17,499	\$20,588	\$171,453	\$165,041
	TAYLOR, GARY EUGENE (GENE)	DEH	O	\$1,999	\$13,613	\$178,594	\$134,200
MONTANA	1 CLAY, WILLIAM LACEY	DEH	I	\$0	\$0	\$0	\$0
	SCHWAN, JOSEPH A.	REP	C	\$0	\$0	\$721,239	\$693,066
	BUENCHER, JOHN W. JACK	REP	I	\$9,209	\$21,171	\$255,442	\$254,492
	FEIGENBAUM, BOB	DEH	C	\$127	\$3,965	\$163,893	\$462,206
	GEPHARDT, RICHARD A.	DEH	I	\$219	\$337	\$209,102	\$202,524
	HEARNE, MARK F. "THOR"	REP	C	\$4,500	\$0	\$0	\$0
	EVERETT, DAVID	REP	C	\$0	\$0	\$214,323	\$273,316
	SKELTON, IKE	DEH	I	\$157	\$75	\$15,658	\$14,636
	LOBB, HARRY ELLEN	REP	C	\$0	\$0	\$303,515	\$240,623
	WHEAT, ALAN	REP	I	\$0	\$0	\$305,961	\$341,344
NORTH CAROLINA	6 COLEMAN, E. THOMAS	DEH	C	\$5,800	\$13,172	\$199,256	\$198,617
	HUGHES, DOUGLAS R.	DEH	I	\$1,368	\$12,390	\$219,441	\$215,064
	BACON, MAX EDHOND	DEH	C	\$10,000	\$44,997	\$373,434	\$338,125
	HANCOCK, NELTON D. "NELL"	DEH	O	\$14,998	\$16,405	\$515,161	\$516,239
	CRUTTS, PHILLIP MAYNE	DEH	C	\$16,624	\$45,000	\$850,739	\$768,792
	EMERSON, N. WILLIAM	REP	I	\$19,922	\$0	\$9,561	\$9,565
	DUDLEY, KENNETH AMBERT	REP	C	\$0	\$0	\$300,348	\$210,841
	VOLKMER, HAROLD LEE	DEH	I	\$0	\$1,260	\$64,301	\$58,204
	FENLASON, JAMES J.	REP	C	\$4,999	\$0	\$279,856	\$250,276
	WILLIAMS, PAT	DEH	I	\$0	\$0	\$0	\$0

9 8 2 4 0 2 0 8 0 0 6 8

8 9 0 8 0 2 0 4 2 8 7

HOUSE CAMPAIGNS:

DIST	Name	PARTY ACTIVITY			CANDIDATE ACTIVITY		
		Party	Inc chl Opn	Party Contributions	Coordinated Expenditures	Receipts	Disbursements
MASSACHUSETTS							
8	FISCUS, GLENA WILLIAM	REP	C	\$100	\$0	\$20,228	\$17,288
	KENNEDY, JOSEPH P II	DEM	I	\$547	\$0	\$1,419,819	\$1,186,852
9	MOALEY, JOHN JOSEPH	DEM	I	\$221	\$0	\$385,654	\$273,488
10	BRYAN, JOE LANCE	REP	C	\$3,010	\$0	\$122,953	\$121,056
	STUDDS, GERRY EASTMAN	DEM	I	\$0	\$85	\$243,095	\$235,946
11	DONNELLY, BRIAN	DEM	I	\$0	\$0	\$264,323	\$167,960
	GILLERAN, MICHAEL C	REP	C	\$250	\$0	\$18,687	\$18,090
MICHIGAN							
1	ASHE, WILLIAM ANTHONY	REP	C	\$10	\$0	\$0	\$0
	CONYERS, JOHN JR	DEM	I	\$375	\$91	\$151,676	\$124,823
2	POLLACK, LANA	DEM	C	\$15,104	\$31,939	\$764,491	\$750,493
	PURSELL, CARL D	REP	I	\$12,629	\$45,023	\$811,384	\$876,779
3	ALLGAIER, CALVIN JEROME	REP	C	\$13,393	\$42,690	\$165,710	\$164,856
	WOLPE, HOWARD E	DEM	I	\$18,219	\$10,773	\$576,393	\$600,940
4	RIVERS, NORMAN J	DEM	C	\$200	\$200	\$8,629	\$8,577
	UPTON, FREDERICK STEPHEN	REP	I	\$7,721	\$0	\$421,072	\$322,017
5	CATCHICK, JAMES E	DEM	C	\$5,749	\$0	\$53,137	\$50,377
	HERRY, PAUL B	REP	I	\$5,103	\$0	\$387,878	\$309,436
6	CARR, BOB	DEM	I	\$14,999	\$37,635	\$534,741	\$504,217
	SCHULTZ, SCOTT T	REP	C	\$10,170	\$11,157	\$82,562	\$81,586
7	COAD, JEFF	REP	C	\$1,899	\$0	\$1,310	\$1,310
	KILDEE, DALE E	DEM	I	\$0	\$0	\$152,246	\$150,594
8	WUHL, LLOYD FRANK	REP	C	\$2,814	\$0	\$4,847	\$2,188
	FRANKLIN, BOB	DEM	I	\$3,502	\$157	\$238,000	\$128,400
9	GARROW, DAVID JOHN	DEM	C	\$1,000	\$254	\$15,505	\$11,866
	VANDER JAGT, GUY A	REP	I	\$4,574	\$0	\$456,634	\$450,801
10	FORBES, KATHIAS G	DEM	C	\$0	\$0	\$7,810	\$7,809
	SCHUETTE, WILLIAM D	REP	I	\$10,034	\$551	\$782,377	\$728,533
11	DAVIS, ROBERT V	REP	I	\$12,677	\$45,848	\$582,616	\$680,819
	IRWIN, MITCH	DEM	C	\$20,600	\$33,555	\$417,196	\$415,660
12	BONIOR, DAVID E	DEM	I	\$355	\$13,493	\$475,462	\$434,200
	CARL, DOUGLAS WAYNE	REP	C	\$14,615	\$45,243	\$154,163	\$143,886
13	CROCKETT, GEORGE WILLIAM JR	DEM	I	\$0	\$0	\$97,827	\$84,024
	SAVAGE, JOHN W II	REP	C	\$0	\$0	\$251,004	\$137,560
14	HERTEL, DENNIS M	DEM	I	\$1,080	\$3,000	\$3,537	\$3,537
	MC NEALY, KENNETH C	REP	C	\$2,568	\$0	\$3,525	\$7,993
15	ADKINS, BURL CLARENCE	REP	C	\$4,091	\$0	\$8,022	\$7,993
	FORD, WILLIAM D	DEM	I	\$221	\$0	\$329,497	\$228,601
16	DINGELL, JOHN D	DEM	I	\$200	\$300	\$613,770	\$462,180
17	FLESSLAND, DENNIS N.	REP	C	\$0	\$0	\$0	\$0
	LEVIN, SANDER	DEM	I	\$150	\$0	\$300,654	\$233,421
18	BROOHFIELD, WILLIAM S	REP	I	\$5,585	\$0	\$235,699	\$77,403
	KOHUT, GARY L.	DEM	C	\$25	\$1,024	\$9,460	\$9,459
MINNESOTA							
1	PENNY, TIMOTHY J	DFL	I	\$0	\$4,191	\$284,554	\$165,016
	SCHRIMPF, CURTIS EDWIN	REP	C	\$3,650	\$0	\$86,090	\$85,532

HOUSE CAMPAIGNS:

PARTY ACTIVITY

CANDIDATE ACTIVITY

DIST	Name	Party	Inc CHI Opn	PARTY ACTIVITY		CANDIDATE ACTIVITY	
				Party Contributions	Coordinated Expenditures	Receipts	Disbursements
LOUISIANA							
2	BOGGS, LINDY HALE MRS	DEM	I	\$0	\$55	\$266,033	\$252,835
	JOHNSON, ROGER C. "CAPTAIN"	REP	C	\$0	\$0	\$0	\$0
3	CLERHNT, HILLARD	DEM	C	\$0	\$0	\$0	\$0
	TAUZIN, WILBERT JOSEPH II	DEM	I	\$0	\$0	\$317,890	\$707,085
	BRIGGS, ROBERT "BOB"	DEM	C	\$0	\$0	\$50	\$127
	ROHNER, ADELFIN HCDADDE	DEM	C	\$0	\$0	\$176,655	\$175,450
	* MCCREERY, JAMES ORIS III	REP	I	\$10,222	\$34,589	\$333,646	\$281,551
5	HUCKABY, THOMAS JERALD JERRY I	DEM	I	\$0	\$0	\$266,854	\$191,021
	ROARK, BRADLEY THOMASOR	DEM	I	\$0	\$0	\$0	\$0
	WRIGHT, JACK	DEM	C	\$0	\$0	\$9,021	\$9,007
6	DAKER, RICHARD HUGH	REP	I	\$1,456	\$0	\$287,230	\$270,899
7	HAYES, JAMES ALISON	DEM	I	\$0	\$252	\$304,917	\$268,116
3	HOLLOWAY, CLYDE C	REP	I	\$27,071	\$44,883	\$690,080	\$629,950
	WILLIAMS, FAYE	DEM	C	\$0,257	\$18,081	\$493,951	\$461,763
MAINE							
1	BRENNAN, JOSEPH EDWARD	DEM	I	\$1,999	\$20,855	\$496,668	\$464,541
	O'NEAR, EDWARD S JR	REP	C	\$1,999	\$44,963	\$291,632	\$286,699
2	HAYES, KENNETH P	DEM	C	\$10,850	\$4,987	\$68,787	\$68,390
	SHOVE, OLYMPIA J	REP	I	\$2,183	\$0	\$229,929	\$202,317
MARYLAND							
1	DYSON, ROY CONGRESSMAN	DEM	I	\$10,560	\$17,497	\$691,251	\$684,204
	GILCHRIST, WAYNE THOMAS	REP	C	\$10,998	\$45,005	\$119,429	\$118,568
2	BARTHELEDER, JOSEPH	DEM	C	\$0	\$0	\$69,042	\$65,023
	BENTLEY, HELEN DELICIA	REP	I	\$0,276	\$0	\$847,422	\$779,318
3	CARDIN, BENJAMIN LOUIS	DEM	I	\$265	\$3,465	\$405,789	\$354,701
	PIERPOY, ROSS E DR	REP	C	\$6,999	\$0	\$21,250	\$18,893
4	MCCLAUGHAN, BRADLYN	REP	C	\$0	\$0	\$0	\$0
5	HOYER, STENY HAMILTON	DEM	I	\$0	\$4,335	\$730,652	\$599,881
	SELLNER, JOHN EUGENE	REP	C	\$0	\$8,065	\$190,736	\$116,187
6	BYRON, BEVERLY B	DEM	C	\$96	\$0	\$0	\$0
	HALSEY, KENNETH W	REP	I	\$0	\$0	\$218,098	\$213,554
7	HUQUE, KNEIST	DEM	I	\$170	\$57	\$130,466	\$110,565
8	MORELLA, CONSTANCE A	REP	I	\$9,998	\$44,796	\$829,437	\$821,574
	FRAHCHOT, PETER	DEM	C	\$11,999	\$24,367	\$461,358	\$460,847
MASSACHUSETTS							
1	ARDEN, JOHN R	DEM	C	\$0	\$200	\$772	\$472
	CONTE, SILVIO O	REP	I	\$2,000	\$0	\$142,186	\$131,566
2	NEAL, RICHARD E	DEM	O	\$0	\$0	\$352,265	\$268,094
3	EARLY, JOSEPH DANIEL	DEM	I	\$0	\$0	\$222,053	\$205,989
	FRAHK, BARNE	DEM	I	\$158	\$0	\$431,299	\$343,097
4	TUCKER, DEBRA R	REP	C	\$1,657	\$0	\$34,528	\$34,368
5	ATKINS, CHESTER GREENOUGH	DEM	I	\$0	\$0	\$359,460	\$344,930
6	MAVROULES, NICHOLAS	DEM	I	\$0	\$0	\$349,184	\$337,199
	MCCARTHY, PAUL	REP	C	\$9,977	\$0	\$62,747	\$63,013
7	MARKEY, EDWARD JOHN	DEM	I	\$0	\$0	\$484,319	\$434,388

* Special election activity by either the candidate or the party is generally not included in this table.

8 8 2 4 0 2 0 8 0 6 8

8 9 0 8 0 2 0 4 2 8 9

HOUSE CAMPAIGNS:

PARTY ACTIVITY

CANDIDATE ACTIVITY

DIST	Name	Party	Inc Opn	Party Contributions	Coordinated Expenditures	Receipts	Disbursements
INDIANA							
7	MYERS, JOHN T	REP	I	\$2,000	\$0	\$165,678	\$157,671
	WATERFILL, HARK R	DEM	C	\$275	\$0	\$61,806	\$55,524
8	KCLOSKEY, FRANK	DEM	I	\$12,399	\$28,369	\$549,096	\$551,484
	MYERS, JOHN L	REP	C	\$8,999	\$17,018	\$132,638	\$130,243
9	COATES, FLOYD EUGENE	REP	C	\$148	\$0	\$0	\$0
	HAMILTON, LEE H CONGRESSMAN	DEM	I	\$0	\$1,457	\$367,047	\$331,457
10	CUSHINGS, JAMES	REP	C	\$7,000	\$0	\$28,064	\$24,919
	JACOBS, ANDREW JR	DEM	I	\$0	\$0	\$35,731	\$35,786
IOWA							
1	GLUBA, BILL (WILLIAM E)	DEM	C	\$705	\$11,104	\$62,395	\$59,204
	LEACH, JIM	REP	I	\$6,327	\$0	\$206,618	\$218,707
2	TADOR, ERIC JON	DEM	C	\$14,130	\$11,576	\$259,207	\$258,106
	TAUNE, THOMAS JOSEPH	REP	I	\$4,117	\$0	\$601,558	\$581,514
3	HAGLE, DAVID R	DEM	I	\$15,003	\$28,088	\$608,264	\$596,950
	REDFERN, DONALD B	REP	C	\$15,907	\$14,998	\$262,188	\$261,911
4	LURDE, PAUL	REP	C	\$0	\$0	\$0	\$0
	SMITH, NEAL E	DEM	I	\$511	\$7,087	\$205,035	\$83,174
5	FREUND, GENE	DEM	C	\$5,114	\$3,914	\$133,183	\$131,599
	LIGHTFOOT, JAMES ROSS	REP	I	\$5,234	\$0	\$478,842	\$420,730
6	GRADY, FREDRICK LAWRENCE	REP	I	\$13,965	\$11,150	\$528,287	\$523,108
	O'BRIEN, DAVID ALFRED	DEM	C	\$2,882	\$5,930	\$174,475	\$175,951
KANSAS							
1	ROBERTS, PAT	REP	I	\$2,088	\$0	\$191,584	\$81,140
2	KEIGHART, PHIL	REP	C	\$10,010	\$0	\$110,264	\$110,263
	SLATTERY, JAMES CHARLES	DEM	I	\$97	\$215	\$453,832	\$388,866
3	FURST, LIONEL	DEM	C	\$0	\$200	\$13,483	\$13,483
	MEYERS, JIM	REP	I	\$2,000	\$0	\$201,229	\$234,583
4	GLICKMAN, DANIEL ROBERT	DEM	I	\$0	\$5,730	\$562,266	\$515,755
	THOMPSON, LEE	REP	C	\$10,139	\$0	\$149,704	\$149,035
5	BARNES, JOHN A	REP	C	\$0	\$0	\$0	\$0
	WHITTAKER, ROBERT R "BOB"	REP	I	\$2,468	\$0	\$222,261	\$117,312
KENTUCKY							
1	HUBBARD, CARROLL JR	DEM	I	\$5,000	\$0	\$518,338	\$546,908
2	HATCHER, WILLIAM H	DEM	I	\$0	\$0	\$8,397	\$8,397
	TORI, MARTIN A	REP	C	\$1,185	\$0	\$84,270	\$84,102
3	DUNNAGAN, PHILIP JAMES	REP	C	\$192	\$0	\$6,916	\$4,931
	MAZZOLI, ROHANO L	DEM	I	\$221	\$215	\$378,438	\$371,431
4	BELILES, RICHARD V.	DEM	C	\$1,200	\$61	\$23,752	\$23,636
	BUNING, JIM	REP	I	\$2,138	\$0	\$593,585	\$468,870
5	ROGERS, HAROLD DALLAS	REP	I	\$4,349	\$0	\$177,242	\$119,720
6	HOPKINS, LARRY JONES	REP	I	\$2,382	\$0	\$356,281	\$295,333
	PATTON, MILTON	DEM	C	\$53	\$0	\$41,638	\$41,610
7	PERRINS, CARL CHRISTOPHER	DEM	I	\$0	\$11,722	\$418,749	\$411,699
	SCOTT, WILLIAM THOMPSON "(WILL")	REP	C	\$13,998	\$44,946	\$435,370	\$432,403
LOUISIANA							
1	LIVINGSTON, ROBERT L	REP	I	\$1,484	\$0	\$262,408	\$555,058
	HONIG, ERIC	DEM	C	\$254	\$0	\$27,006	\$26,106
	MUSTAKAS, GEORGE T II	DEM	C	\$0	\$0	\$102,880	\$99,065

HOUSE CAMPAIGNS:

PARTY ACTIVITY

CANDIDATE ACTIVITY

DIST	Name	Party	Inc	Party Contributions	Coordinated Expenditures	Receipts	Disbursements
ILLINOIS							
6	ANDRE, WILLIAM J	DEM	C	\$1,773	\$13,113	\$27,274	\$26,555
	HYDE, MERRY JOHN	REP	I	\$3,037	\$0	\$303,395	\$201,229
7	COLLIUS, CANDISS	DEM	I	\$245	\$0	\$235,058	\$127,187
8	ROSTENKOSKI, DAN	DEM	I	\$242	\$0	\$866,341	\$428,607
9	VETTER, STEPHEN	REP	C	\$0	\$0	\$0	\$0
	SOHN, HERBERT HD	REP	C	\$160	\$0	\$41,986	\$36,837
	AYES, SIDNEY R	DEM	I	\$0	\$0	\$126,705	\$122,900
10	FRIEDMAN, EUGENE F	DEM	C	\$0	\$24,780	\$62,786	\$62,560
	PORTER, JOHN EDWARD	REP	I	\$2,000	\$0	\$245,366	\$212,630
11	AHUNZIO, FRANK	REP	I	\$0	\$219	\$260,514	\$239,158
	GOTTLIEB, GEORGE SIMON	REP	C	\$2,000	\$0	\$39,832	\$41,209
12	GRAUB, PHILIP HILLER	DEM	C	\$0	\$0	\$166,894	\$180,160
	LEONARDI, JOHN A	REP	I	\$0	\$1,051	\$11,798	\$11,957
13	CRAIG, EVELYN	DEM	C	\$1,119	\$10,291	\$45,825	\$45,760
	FAWELL, HARRIS W	REP	I	\$2,000	\$0	\$292,896	\$289,190
14	HASTERT, J DENNIS	REP	I	\$0,836	-\$13	\$361,879	\$334,785
	LOUHWAITE, STEPHEN	DEM	C	\$0	\$797	\$0	\$0
15	NADIGAN, EDWARD R	REP	I	\$3,039	\$0	\$500,508	\$374,760
	CURL, THOMAS J (TON)	DEM	I	\$200	\$3,977	\$40,856	\$37,785
16	HALLAN, STEVEN E	DEM	C	\$0	\$14,197	\$25,426	\$25,424
	HARTIG, LYNN HONLEY	REP	I	\$2,918	\$0	\$156,255	\$129,598
17	CVANUS, LANE ALLEN	DEM	I	\$0	\$3,859	\$461,211	\$471,233
	STEWART, WILLIAM E	REP	C	\$1,225	\$0	\$125,065	\$124,133
18	NICHOL, ROBERT H	REP	I	\$6,310	\$2,525	\$874,026	\$861,969
	STEPHENS, O DOUGLAS	DEM	I	\$5,110	\$11,269	\$212,746	\$231,511
19	BRUCE, TERRY L	DEM	I	\$252	\$8,709	\$457,955	\$193,205
	KERANS, ROBERT F	REP	I	\$127	\$0	\$16,445	\$16,241
20	DURBIN, RICHARD JOSEPH	REP	C	\$68	\$12,845	\$367,468	\$351,631
	JURGENS, PAUL, EUGENE	DEM	C	\$118	\$0	\$58,532	\$57,708
21	* COSTELLO, TERRY F	REP	I	\$10,000	\$72,160	\$283,392	\$186,005
	* DAFNER, ROBERT H	REP	C	\$1,137	\$207	\$52,329	\$69,186
22	KELLEY, PATRICK J	REP	C	\$4,998	\$45,106	\$81,763	\$80,675
	POSHAND, GLENDAL W	DEM	O	\$9,959	\$22,025	\$130,248	\$192,791
INDIANA							
1	CRUMPACNER, OWEN W	REP	C	\$0	\$0	\$0	\$0
	VISCLOSKI, PETER J	DEM	I	\$0	\$354	\$222,620	\$111,855
2	PENCE, MICHAEL RICHARD	REP	I	\$18,989	\$44,998	\$381,667	\$339,672
	SHARP, PHILIP R	DEM	I	\$5,000	\$5,645	\$465,414	\$444,122
3	HILER, JOHN PATRICK	REP	I	\$11,543	\$37,994	\$971,929	\$1,085,140
	WARD, THOMAS W	DEM	I	\$16,675	\$27,697	\$586,342	\$584,006
4	COATS, DANIEL R	REP	I	\$2,651	\$0	\$351,827	\$266,016
	LONG, JILL LINETTE	DEM	C	\$11,829	\$0	\$115,103	\$114,154
5	JOHNTZ, JAMES	DEM	I	\$5,550	\$38,959	\$721,637	\$689,086
	WILLIAMS, PATRICIA LEE	REP	I	\$24,147	\$42,012	\$247,010	\$244,985
6	BURTON, DANNY LEE	REP	I	\$3,011	\$0	\$383,170	\$333,723
	HOLLAND, GEORGE THOMAS	REP	C	\$0	\$0	\$12,319	\$11,743

* Special election activity by either the candidate or the party is generally not included in this table.

0 6 2 4 0 2 0 8 0 6 8

8 9 0 8 0 2 0 4 2 9 1

HOUSE CAMPAIGNS:

PARTY ACTIVITY

CANDIDATE ACTIVITY

DIST	Name	Party	Inc Chl Opn	Party Contributions	Coordinated Expenditures	Receipts	Disbursements
FLORIDA							
17	LEHMAN, WILLIAM	DEM	I	\$0	\$0	\$324,062	\$257,487
18	PEPPER, CLAUDE	DEM	I	\$242	\$1,311	\$434,858	\$405,551
19	FASCELL, DANTE B	DEM	I	\$215	\$0	\$490,976	\$337,596
	ROCHETEAU, RALPH CARLOS	REP	C	\$0	\$0	\$4,600	\$4,907
GEORGIA							
1	HEREDITH, JOHN CHRISTIAN	REP	C	\$7,960	\$0	\$40,511	\$40,461
	THOMAS, ROBERT LINDSAY	DEM	I	\$384	\$7,052	\$339,987	\$337,048
2	HATCHER, CHARLES FLOYD	DEM	I	\$651	\$9,157	\$348,158	\$368,470
	HUGGINS, RALPH TERRY	REP	C	\$6,660	\$19,978	\$132,230	\$129,741
3	HAY, RICHARD B	DEM	I	\$0	\$480	\$281,295	\$256,751
4	SWINDALL, PATRICK L	DEM	I	\$13,621	\$47,044	\$558,724	\$596,301
	JONES, BEN LEVIS	REP	C	\$14,999	\$14,628	\$522,594	\$516,737
5	LEVIS, JOHN ROBERT	DEM	I	\$242	\$4,116	\$193,584	\$101,540
	TIBBS, JAMES W DR	REP	C	\$0	\$0	\$5,750	\$5,856
6	GINGRICH, NEVTON LEROY	REP	C	\$9,300	\$52,597	\$851,786	\$838,708
	WORLEY, DAVID J	DEM	C	\$10,361	\$36,500	\$354,847	\$358,354
7	DARDEN, GEORGE (BUDDY)	DEM	I	\$574	\$2,232	\$48,399	\$382,281
	LAMUTT, ROBERT BRUCE	REP	C	\$5,067	\$0	\$60,926	\$61,002
8	ROWLAND, JAMES ROY JR	DEM	I	\$506	\$0	\$261,545	\$195,895
9	HOFFMAN, CHARLES JOSEPH	REP	C	\$6,295	\$0	\$64,419	\$64,400
	JENKINS, EDGAR L	DEM	I	\$158	\$0	\$453,174	\$405,040
10	BARNARD, DRUIE DOUGLAS JR	DEM	I	\$2,000	\$0	\$285,060	\$193,123
	MYERS, MARK STEVEN	REP	C	\$0	\$0	\$7,375	\$7,257
GUAM							
0	PANGELINAK, VICENTE (BEN) CABRERA	DEM	C	\$0	\$0	\$35,112	\$34,959
	BLAZ, BEN GARRIDO	REP	I	\$6,938	\$5,238	\$77,717	\$70,397
HAWAII							
1	BITTERMAN, MARY GAYLE FOLEY	DEM	C	\$2,500	\$0	\$82,699	\$638,351
2	SALKI, PATRICIA FUKUDA	REP	I	\$6,934	\$23,441	\$708,391	\$686,165
	AFAKA, DANIEL KAHIKINA	DEM	I	\$170	\$0	\$255,470	\$153,163
IDAHOO							
1	CRAIG, LARRY E	REP	I	\$2,376	\$0	\$356,033	\$361,113
	GIVEUS, JEANNE	DEM	C	\$4,753	\$236	\$117,516	\$116,109
2	STALLINGS, RICHARD HOWARD	DEM	I	\$14,998	\$32,439	\$198,972	\$502,058
	WATKINS, DANE H	REP	C	\$17,997	\$45,204	\$205,847	\$206,960
ILLINOIS							
1	EVANS, STEPHEN J	REP	C	\$0	\$0	\$0	\$0
	GARDNER, INEZ N	DEM	C	\$0	\$0	\$150,960	\$145,905
	HAYES, CHARLES A REP	DEM	I	\$0	\$0	\$6,167	\$6,392
2	HESPEL, WILLIAM T	REP	C	\$0	\$0	\$240,244	\$242,487
	SAVAGE, GUS	DEM	I	\$168	\$0	\$83,234	\$81,325
3	MCCARTHY, JOSEPH J	REP	C	\$10	\$0	\$558,458	\$558,273
	RUSO, MARTIN A	DEM	I	\$0	\$14,122	\$388,118	\$348,339
4	DAVIS, JACK	REP	I	\$19,996	\$50,273	\$377,194	\$359,142
	SANGNEISTER, GEORGE EDWARD	DEM	C	\$14,050	\$19,984	\$55,157	\$55,187
5	HOLOWINSKI, JOHN J	REP	C	\$181	\$0	\$154,568	\$165,144
	LIPINSKI, WILLIAM OLIVER	DEM	I	\$364	\$219		

HOUSE CAMPAIGNS:

PARTY ACTIVITY

CANDIDATE ACTIVITY

DIST	Name	Party	Inc	Party Contributions	Coordinated Expenditures	Receipts	Disbursements
			Chl Opn				
CONNECTICUT							
1	KENNELLY, BARBARA B	DEM	I	\$389	\$435	\$448,010	\$471,530
1	ROBLES, MARIO JR	REP	C	\$2,500	\$0	\$11,472	\$11,470
2	CARBERRY, GLENN THOMAS	REP	C	\$11,658	\$103	\$250,776	\$246,903
3	GEJDERSON, SAHUEL	DEM	I	\$0	\$6,454	\$731,513	\$727,919
3	MORRISON, BRUCE A	DEM	I	\$0	\$100	\$490,274	\$506,799
3	PAYTON, GERARD B	REP	C	\$3,648	\$0	\$117,237	\$116,117
4	PEARSON, ROGER	REP	C	\$0	\$200	\$34,604	\$44,110
4	SHAYS, CHRISTOPHER	REP	I	\$11,254	\$16,121	\$313,787	\$357,934
5	MARRIHAM, JOSEPH JR	DEM	C	\$0	\$54	\$55,186	\$54,524
5	ROWLAND, JOHN G	REP	I	\$6,019	\$0	\$440,111	\$375,660
6	SHIFFER, JAMES L	REP	C	\$75	\$12,500	\$128,185	\$128,853
6	JOHNSON, NANCY LEE	REP	I	\$5,788	\$0	\$527,164	\$399,370
DELAWARE							
0	CARPER, THOMAS R	DEM	I	\$0	\$210	\$365,432	\$371,747
0	KRAFF, JAMES P	REP	C	\$5,000	\$0	\$188,584	\$184,712
DIST OF COLUMBIA							
0	EVANS, W. RONALD	REP	C	\$0	\$0	\$0	\$0
0	FAUNTROY, WALTER EDWARD	DEM	I	\$176	\$215	\$67,018	\$67,523
FLORIDA							
1	ARMBRUSTER, EDWARD DONALD	REP	C	\$183	\$0	\$23,912	\$23,912
1	HUTTO, EARL	DEM	I	\$0	\$13,570	\$212,973	\$210,940
2	GHART, BILL	DEM	I	\$712	\$345	\$261,955	\$223,117
2	PRESCOTT, DENNIS N	REP	C	\$0	\$0	\$0	\$0
3	BERNETT, CHARLES EDWARD	DEM	I	\$245	\$0	\$104,518	\$19,500
3	CHAPPELL, WILLIAM VERNOR JR	DEM	I	\$0	\$5,827	\$955,540	\$1,069,699
3	JAMES, CRAIG FAYLOR	REP	I	\$40,540	\$45,818	\$314,634	\$113,115
5	MCCOLLUM, BILL	REP	C	\$2,000	\$0	\$321,887	\$304,853
5	MILLS, JOH L	DEM	I	\$19,199	\$33,933	\$504,006	\$503,654
6	STEARNS, CLIFFORD B	REP	O	\$59,999	\$45,676	\$421,198	\$408,292
7	GIBBONS, SAM H	DEM	I	\$0	\$0	\$601,570	\$382,889
7	YOUNG, C W BILL	REP	I	\$2,961	\$0	\$37,972	\$208,320
8	WINDISH, C W BETTE	DEM	I	\$2,500	\$35,200	\$212,972	\$23,655
9	BIRBAKIS, MICHAEL	REP	C	\$2,773	\$0	\$37,501	\$23,655
9	HIGGINBOTHAM, DAVID BAINES	DEM	I	\$0	\$0	\$199,150	\$193,901
10	IRELAND, ANDY	REP	I	\$4,821	\$285	\$405,000	\$460,168
10	NELSON, BILL	DEM	C	\$772	\$0	\$456,878	\$565,632
11	TOLLEY, WILLIAM RUSSELL JR	REP	I	\$10,000	\$19,796	\$158,326	\$158,208
12	LEVITS, TOM	REP	I	\$4,831	\$0	\$288,963	\$256,081
13	CONWAY, JACK T	DEM	O	\$6,075	\$6,386	\$216,711	\$210,296
13	GOSB, PORTER JOHNSTON	REP	O	\$15,500	\$9,990	\$878,439	\$836,224
14	ADAMS, KENNETH HANLON	REP	O	\$39,999	\$44,997	\$780,306	\$777,988
14	JOHNSTON, HARRY A II	DEM	O	\$15,000	\$34,941	\$973,885	\$971,025
15	SILAV, E CLAY JR	DEM	I	\$2,004	\$0	\$348,233	\$455,578
15	KUHLE, MICHAEL ALFRED	DEM	C	\$1,075	\$22,500	\$48,633	\$36,084
16	SMITH, JOSEPH DR	REP	C	\$0	\$0	\$15,325	\$15,325
16	SMITH, LAWRENCE JACK	DEM	I	\$332	\$5,080	\$639,689	\$555,473

* Special election activity by either the candidate or the party is generally not included in this table.

7 6 2 4 0 2 0 8 0 6 8

8 9 0 8 0 2 0 4 2 9 3

CANDIDATE ACTIVITY

PARTY ACTIVITY

HOUSE CAMPAIGNS:

DIST	Name	Party	Inc	Chl	Opn	Party Contributions	Coordinated Expenditures	Receipts	Disbursements
CALIFORNIA									
6	BOXER, BARBARA	DEH	I			\$0	\$0	\$450,306	\$351,687
	STEINMETZ, WILLIAM G	REP	C			\$23	\$0	\$50,955	\$50,532
7	LAST, JEAN	REP	C			\$1,125	\$0	\$14,818	\$14,710
	MILLER, GEORGE	DEH	I			\$0	\$0	\$429,305	\$269,887
8	CUDDIHY, JOHN JOSEPH JR	REP	C			\$1,000	\$0	\$6,958	\$7,071
	DELLUINI, RONALD V	DEH	I			\$0	\$0	\$1,153,750	\$1,174,676
9	HERTZ, HOWARD	REP	C			\$0	\$0	\$0	\$0
	STARK, FORTNEY HILLMAN JR	DEH	I			\$0	\$0	\$188,488	\$394,320
10	EDWARDS, DON	DEH	I			\$221	\$0	\$166,689	\$173,537
	LANTOS, THOMAS P	DEH	I			\$601	\$0	\$386,453	\$269,510
11	QUARISHI, G N (BILL)	REP	C			\$35	\$32,097	\$90,306	\$95,575
12	CAMPBELL, THOMAS J	REP	C			\$9,998	\$22,623	\$1,445,770	\$1,440,639
	ESHOO, ANNA G	DEH	C			\$25,000	\$0	\$1,092,766	\$1,089,570
13	SOHNER, LUKE ELLIOTT	REP	C			\$148	\$0	\$26,756	\$25,511
	MIHETA, NORMAN Y	DEH	I			\$0	\$2,296	\$577,164	\$521,674
14	MALBERG, PATRICIA	DEH	C			\$0	\$0	\$106,164	\$104,202
	SHURWAY, NORMAN D	REP	I			\$133	\$0	\$390,233	\$492,349
15	COELHO, ANTHONY LEE	DEH	I			\$1,160	\$0	\$837,955	\$972,235
	HARNER, CAROL	REP	C			\$10	\$0	\$0	\$0
16	MONTETH, STANLEY KINBALL MD	REP	C			\$170	\$0	\$71,035	\$69,563
	PAHETTA, LEON EDWARD	DEH	I			\$0	\$0	\$318,076	\$252,336
17	LAVERY, VINCENT	DEH	C			\$0	\$0	\$5,227	\$5,227
	PASHAYAN, CHARLES JR	REP	I			\$3,110	\$0	\$216,479	\$206,677
18	LEHRAN, RICHARD H	DEH	I			\$1,157	\$0	\$279,981	\$193,681
	LIHN, DAVID A	REP	C			\$10	\$0	\$89,428	\$89,260
19	HART, GARY K	REP	C			\$25,199	\$26,092	\$1,519,482	\$1,548,193
	LAGOMARSINO, ROBERT	DEH	C			\$18,284	\$42,905	\$1,226,229	\$1,470,674
20	REID, LITA MARTIN	REP	I			\$0	\$54	\$11,879	\$15,814
	THOMAS, WILLIAM MARSHALL	DEH	C			\$2,010	\$0	\$335,586	\$329,354
21	GALLEGLY, ELTON	REP	I			\$9,010	\$0	\$506,391	\$465,310
	STEVENS, DONALD E.	DEH	C			\$2,000	\$0	\$397,417	\$234,920
22	MOORHEAD, CARLOS JOHN	REP	I			\$200	\$0	\$18,940	\$18,016
	SALOHON, JIN	DEH	C			\$10	\$44,890	\$103,138	\$100,956
23	BEILSON, ANTHONY C	REP	C			\$0	\$0	\$150,275	\$140,486
	COWLES, JOHN N	DEH	I			\$136	\$0	\$15,835	\$15,449
24	WARRAN, HENRY A	DEH	I			\$242	\$0	\$345,006	\$191,334
	ROYBAL, EDWARD R	DEH	C			\$170	\$0	\$86,724	\$67,957
25	BRODERSON, GERALD C	REP	C			\$0	\$0	\$528,296	\$409,233
26	BERNAN, HOWARD L	DEH	I			\$158	\$0	\$17,392	\$17,022
	GALBRAITH, DENNIS DEAN	REP	C			\$10	\$890	\$893,810	\$398,597
27	LEVINE, NEL	DEH	I			\$3,000	\$0	\$0	\$0
28	ADAMS, GEORGE ZALDIVAR	REP	C			\$0	\$0	\$120,740	\$114,523
	DIXON, JULIAN CAREY	DEH	I			\$0	\$0	\$4,584	\$4,529
29	FRANCO, REUBEN DANIEL	REP	C			\$0	\$0	\$109,450	\$65,833
	HAWKINS, AUGUSTUS F	DEH	I			\$0	\$0	\$0	\$0

8 9 0 8 0 3 0 4 2 9 4

HOUSE CAMPAIGNS:

PARTY ACTIVITY

CANDIDATE ACTIVITY

DIST	Name	Party	Inc Chl Opn	Party Contributions	Coordinated Expenditures	Receipts	Disbursements
CALIFORNIA							
30	MARTINEZ, MATTHEW GILBERT	DEM	I	\$20,157	\$0	\$437,775	\$460,622
	MARTINEZ, RALPH ROY	REP	C	\$15,023	\$44,999	\$381,587	\$382,111
	DYMALLY, HERVYH M	DEM	I	\$154	\$0	\$488,149	\$481,799
31	MAY, ARNOLD COLEMAN	REP	C	\$0	\$0	\$10,430	\$10,169
	KAHN, SANFORD W	DEM	I	\$0	\$0	\$193,296	\$457,110
32	DREIER, DAVID T	REP	C	\$2,082	\$0	\$20,634	\$20,608
	GERTRY, NELSON	DEM	I	\$0	\$0	\$487,407	\$186,183
	HOUSE, CHARLES M	REP	C	\$4,999	\$0	\$167,419	\$149,886
34	TORRES, ESTEBAN E	DEM	I	\$0	\$0	\$226,964	\$227,998
	LEWIS, JERRY	REP	I	\$2,250	\$0	\$212,905	\$337,814
35	SWEENEY, PAUL	DEM	C	\$0	\$200	\$0	\$0
	BROWN, GEORGE E JR	DEM	I	\$12,493	\$13,724	\$504,361	\$532,897
	STARK, JOHN PAUL	REP	C	\$10,213	\$44,880	\$219,019	\$218,696
	MCCANDLESS, ALFRED A	REP	I	\$2,011	\$0	\$129,505	\$122,839
37	PEARSON, JOHN CHARLES (JOHNNY)	DEM	C	\$0	\$8,627	\$14,204	\$13,767
	TUDELSON, JERRY M	DEM	C	\$1,253	\$0	\$183,275	\$186,392
38	DORHAN, ROBERT KEITHETH HOH	REP	I	\$2,782	\$0	\$1,731,883	\$1,755,892
	DANNERWEYER, WILLIAM E	REP	I	\$2,165	\$0	\$300,156	\$250,737
39	MARQUIS, DON E.	DEM	C	\$0	\$0	\$1,132	\$2,892
	COX, CHRISTOPHER	REP	O	\$10,497	\$10,000	\$1,111,321	\$1,110,126
40	KELLI, JOHN FRANCIS	REP	O	\$0	\$0	\$18,851	\$18,823
	LENNEY, LIDA	DEM	O	\$56	\$0	\$49,834	\$47,746
41	FRIPIE, DANIEL F MD	DEM	C	\$0	\$254	\$50,270	\$45,311
	LOWERY, WILLIAM DAVID	REP	I	\$1,000	\$0	\$453,289	\$407,025
42	POHRBACH, DANA	REP	O	\$9,999	\$207	\$521,565	\$494,187
	KIMBROUGH, GUY CAMPBELL	DEM	O	\$0	\$49	\$11,911	\$11,889
43	GREERBAUM, HOWARD	DEM	C	\$200	\$0	\$75,170	\$74,087
	PACKARD, RONALD C	REP	I	\$2,006	\$0	\$215,956	\$160,267
44	BATES, JIM	DEM	I	\$12,253	\$12,130	\$480,384	\$480,679
	BUTTERFIELD, ROBERT K JR	REP	C	\$14,999	\$44,799	\$218,593	\$218,388
45	HUNTER, DURCAN LEE	REP	I	\$2,339	\$0	\$392,229	\$489,395
	LEPISCOPO, PETE	DEM	C	\$0	\$0	\$8,618	\$8,136
COLORADO							
1	SCHROEDER, PATRICIA	DEM	I	\$457	\$90	\$275,795	\$217,503
	WOOD, JOY	REP	C	\$160	\$0	\$26,529	\$26,040
2	BATH, DAVID EUGENE	REP	C	\$9,662	\$4,920	\$93,581	\$85,095
	SKAGGS, DAVID E	DEM	I	\$14,065	\$48,139	\$730,990	\$721,647
3	CAMPBELL, BEN NIGHTHORSE	DEM	I	\$5,000	\$15,001	\$503,919	\$475,879
	ZARTHAN, JAMES KITCHEL	REP	C	\$1,850	\$0	\$17,937	\$17,936
4	BROWN, HANK	REP	I	\$2,235	\$0	\$287,187	\$109,146
	VIGIL, CHARLES S	DEM	C	\$0	\$0	\$3,166	\$3,165
5	HEFLEY, JOEL NAURICE	DEM	I	\$5,718	\$0	\$228,896	\$183,229
	NITCHELL, JOHN JOSEPH	REP	C	\$0	\$0	\$961	\$930
6	EZZARD, NARTHA N	DEM	C	\$9,999	\$24,526	\$493,515	\$489,303
	SCHAEFER, DAN	REP	I	\$14,913	\$44,531	\$618,607	\$636,204

8 9 0 8 0 2 0 4 2 9 5

SENATE CAMPAIGNS:

CANDIDATE ACTIVITY

PARTY ACTIVITY

CANDIDATE ACTIVITY	
Receipts	Disbursements
\$491,599	\$490,230
\$1,492,018	\$1,344,185

PARTY ACTIVITY			
Party	Inc Chl Opn	Party Contributions	Coordinated Expenditures
DEN	C	\$15,200	\$108,446
REP	I	\$19,493	\$91,917

Name

WYOMING
VINICH, JOHN P
WALLOP, HALCOLK

8 9 0 8 0 1 0 4 2 9 6

HOUSE CAMPAIGNS:

PARTY ACTIVITY

CANDIDATE ACTIVITY

DIST	Name	Party	Inc Chl Opn	Party Contributions	Coordinated Expenditures	Receipts	Disbursements
ALABAMA							
1	CALLAHAN, HERBERT L	REP	I	\$5,881	\$0	\$596,631	\$651,127
	TYSON, JOHN W JR	DEN	C	\$5,000	\$4,110	\$128,136	\$125,029
2	DICKINSON, WILLIAM LOUIS	REP	I	\$2,978	\$0	\$304,708	\$234,923
3	NICHOLS, BILL	DEN	I	\$0	\$1,131	\$230,085	\$119,803
4	BEVILL, TOM	DEN	I	\$0	\$0	\$206,806	\$130,642
5	FLIPPO, RONNIE GEHE	DEN	I	\$0	\$11,663	\$711,580	\$504,570
	MCDONALD, STAN	REP	C	\$9,999	\$0	\$145,297	\$145,327
	CADDIS, CHARLES OWINGS	REP	C	\$0	\$0	\$600	\$600
6	ERDREICH, BENJAMIN LEADER	DEN	I	\$0	\$6,715	\$251,841	\$159,323
	BACON, JAMES E. "JIM"	REP	C	\$0	\$0	\$9,842	\$8,737
7	HARRIS, CLAUDE JR	DEN	I	\$1,511	\$6,837	\$405,426	\$328,296
ALASKA							
0	GRUENSTEIN, PETER	DEN	C	\$12,460	\$17,116	\$402,694	\$402,477
	YOUNG, DONALD E	REP	I	\$19,337	\$44,998	\$623,760	\$626,377
AMERICAN SAMOA							
0	AKOVALOGO SALANOA, SOLI	REP	O	\$0	\$0	\$41,784	\$42,723
	FALCONOVAEGA, ERI FA'AUAA HURRIN	DEN	C	\$0	\$0	\$66,794	\$66,515
	MULI'ADAOPELE, I	DEN	C	\$0	\$0	\$0	\$0
ARIZONA							
1	FILLMORE, JOHN N	DEN	C	\$0	\$0	\$12,345	\$10,444
	RHODES, JOHN JACOB III	REP	I	\$21	\$0	\$293,044	\$291,961
2	SWEENEY, JOSEPH D	REP	C	\$0	\$0	\$3,105	\$3,065
	UDALL, MORRIS K	DEN	I	\$0	\$0	\$119,197	\$99,607
3	MOSS, DAVID R	DEN	C	\$54	\$0	\$26,551	\$26,281
	STUMP, BOB	REP	I	\$2,000	\$0	\$257,184	\$319,690
4	EVL, JO: L	REP	I	\$4,239	\$0	\$497,313	\$316,476
5	BEECHER, JUDITH	DEN	I	\$0	\$0	\$0	\$0
	KOLBE, JAMES T	REP	I	\$8,048	\$0	\$419,090	\$434,665
ARKANSAS							
1	ALEXANDER, WILLIAM VOLLIE JR	DEN	I	\$0	\$246	\$674,287	\$665,445
2	CARPENTER, WARREN D	REP	C	\$0	\$0	\$11,299	\$11,098
	ROBINSON, TONNY FRANKLIN	DEN	I	\$835	\$1,831	\$503,328	\$459,876
3	HANNERSCHMIDT, JOHN PAUL	REP	I	\$7,108	\$0	\$330,387	\$159,221
	STEWART, DAVID ALAN	DEN	C	\$0	\$0	\$60,059	\$60,054
4	BELL, ROGER NEAL	REP	C	\$5,000	\$0	\$21,709	\$21,538
	ANTHONY, BERYL F JR	DEN	I	\$0	\$0	\$547,244	\$570,155
CALIFORNIA							
1	BOSCO, DOUGLAS H	DEN	I	\$0	\$0	\$252,328	\$247,779
	VANDERBILT, SAMUEL "MARK"	REP	C	\$148	\$0	\$7,795	\$7,795
2	HERGER, WALTER WILLIAM (WALLY) JR	REP	I	\$6,575	\$0	\$691,969	\$696,748
	MEYER, WAYNE R	DEN	C	\$2,167	\$12,536	\$193,861	\$193,915
3	LANDOWSKI, LOWELL PATRICK	REP	C	\$0	\$0	\$7,695	\$7,695
	MATSUI, ROBERT T	DEN	I	\$221	\$0	\$916,025	\$638,688
4	FAZIO, VIC	DEN	I	\$0	\$0	\$622,357	\$529,334
	SMITH, LARRY T	REP	C	\$5,000	\$0	\$15,575	\$5,000
5	O'NEILL, BRUCE N	REP	C	\$160	\$0	\$19,245	\$19,245
	PELOSI, NANCY	DEN	I	\$219	\$21,599	\$612,103	\$537,792

* Special election activity by either the candidate or the party is generally not included in this table.

8 9 0 8 0 2 0 4 2 9 7

SENATE CAMPAIGNS:

Name	PARTY ACTIVITY			CANDIDATE ACTIVITY		
	Party	Inc Chl Opn	Party Contributions	Coordinated Expenditures	Receipts	Disbursements
ARIZONA:						
DECONCINI, DENNIS	DEM	I	\$0	\$51,900	\$2,818,427	\$2,640,650
DEGREEN, KEITH PAUL	REP	C	\$27,241	\$227,450	\$244,971	\$238,369
CALIFORNIA:						
MCCARTHY, LEO TARCISIUS	DEM	C	\$20,519	\$1,873,357	\$6,989,320	\$6,986,362
WILSON, PETER B	REP	I	\$30,499	\$1,877,372	\$11,384,736	\$12,969,294
CONNECTICUT:						
LIEBERMAN, JOSEPH I	DEM	C	\$17,050	\$223,100	\$2,667,603	\$2,570,779
WEICKER, LOWELL P JR	REP	I	\$25,955	\$226,250	\$2,519,961	\$2,609,902
DELAWARE:						
ROTH, WILLIAM V JR	REP	I	\$15,000	\$91,000	\$1,887,995	\$1,942,119
WOO, S B	DEM	C	\$18,228	\$86,085	\$2,259,092	\$2,235,318
FLORIDA:						
HACK, CONNIE	REP	O	\$34,428	\$858,633	\$5,224,061	\$5,181,639
HACKAY, BUDDY	DEM	O	\$26,500	\$855,346	\$3,622,831	\$3,714,852
HAWAII:						
HUSTACE, MARIA	REP	C	\$0	\$0	\$41,981	\$33,325
MATSUNAGA, SPARK E	DEM	I	\$0	\$0	\$834,722	\$494,580
INDIANA:						
WICKES, JOHN F JR	DEM	C	\$15,000	\$4,948	\$337,865	\$313,633
LUGAR, RICHARD G	REP	I	\$17,189	\$168,000	\$3,029,708	\$3,022,597
MAINE:						
MITCHELL, GEORGE JOHN	DEM	I	\$5,241	\$100	\$1,810,602	\$1,340,157
TYRAN, JASPER S	REP	C	\$15,000	\$92,124	\$147,981	\$147,760
MARYLAND:						
FEYES, ALAN LEE	REP	C	\$21,645	\$314,060	\$684,527	\$662,795
SARDANES, PAUL S	DEM	I	\$25,000	\$1,500	\$1,477,516	\$1,466,477
MASSACHUSETTS:						
KENNEDY, EDWARD H	DEM	I	\$17,500	\$1,300	\$3,304,580	\$2,702,865
MALONE, JOSEPH DANIEL	REP	C	\$14,196	\$416,561	\$617,806	\$587,323
NICHIGAN:						
RIEGLER, DONALD W JR	DEM	I	\$5,250	\$1,925	\$3,289,327	\$3,383,849
DURN, JIM	REP	C	\$21,251	\$199,746	\$470,976	\$442,693
MINNESOTA:						
DURENBERGER, DAVE	REP	I	\$21,037	\$251,654	\$4,969,448	\$5,110,783
HUMPHREY, HUBERT H III	DFL	C	\$26,269	\$285,785	\$2,483,491	\$2,177,068
MISSISSIPPI:						
DOVODY, WAYNE	DEM	O	\$22,500	\$167,102	\$2,195,960	\$2,355,957
LOTT, TRENT	REP	O	\$22,422	\$166,900	\$3,602,481	\$3,405,242
MISSOURI:						
DAWFORTH, JOHN C	REP	I	\$16,028	\$278,076	\$4,077,855	\$3,992,995
NIXON, JAY	DEM	C	\$19,648	\$81,886	\$884,513	\$880,160
MONTANA:						
NELCHER, JOHN D	DEM	I	\$17,500	\$82,630	\$1,237,661	\$1,338,622
BURNS, CONRAD R	REP	C	\$27,316	\$91,315	\$1,099,488	\$1,076,010
NEBRASKA:						
KARNES, DAVID	REP	I	\$26,153	\$112,871	\$3,423,237	\$3,411,361
KERREY, JOSEPH ROBERT	DEM	C	\$25,600	\$103,174	\$3,485,728	\$3,461,148

8 9 0 8 0 2 0 4 2 9 8

SENATE CAMPAIGNS:

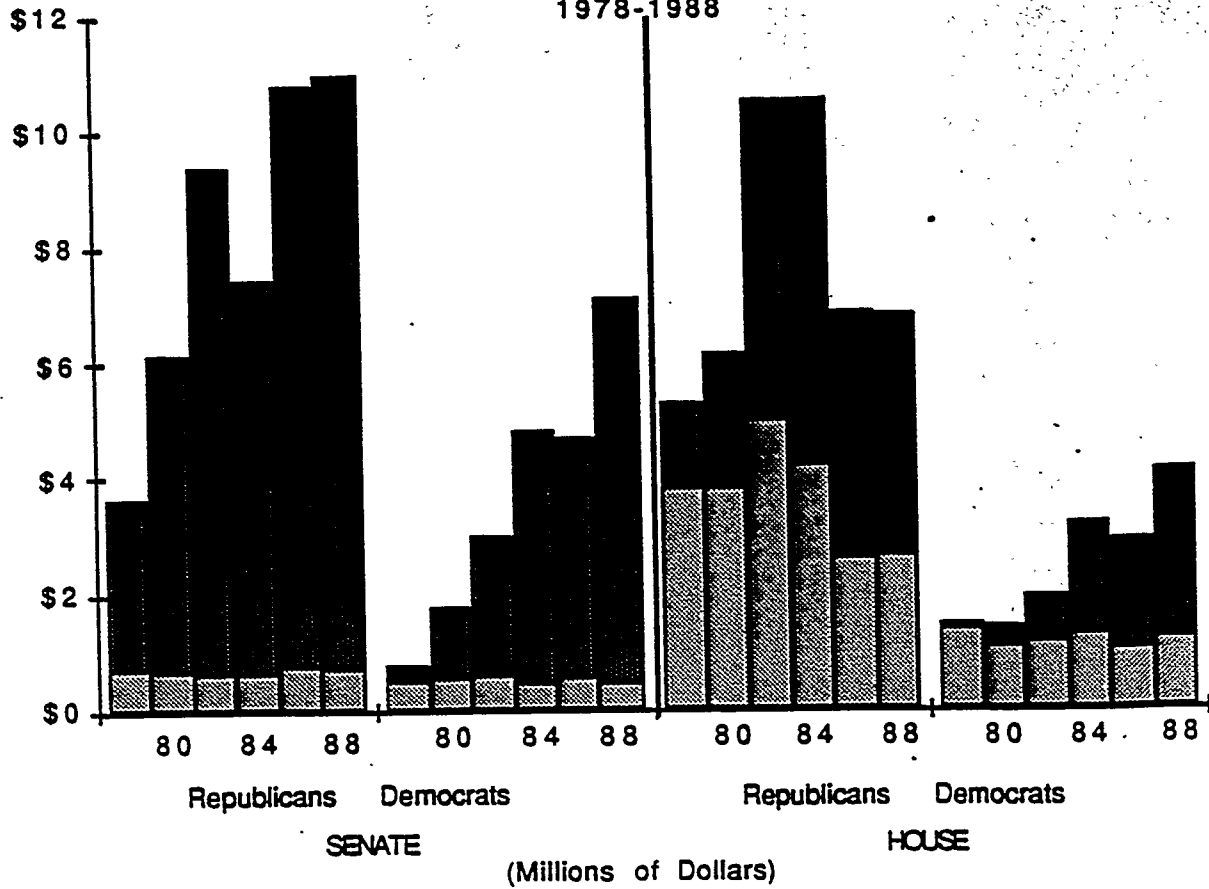
PARTY ACTIVITY

CANDIDATE ACTIVITY

Name	Party	Inc chl Opn	Party Contributions	Coordinated Expenditures	Receipts	Disbursements
NEVADA						
BRYAN, RICHARD M	DEM	C	\$20,500	\$88,249	\$2,986,727	\$2,957,789
HECHT, CHIC	REP	I	\$17,443	\$92,010	\$2,907,927	\$3,007,864
NEW JERSEY						
DAWKINS, PETER MILLER	REP	C	\$27,722	\$538,133	\$7,766,535	\$7,616,249
LAUTENBERG, FRANK R	DEM	I	\$18,500	\$534,849	\$7,087,476	\$7,298,663
NEW MEXICO						
BINGAMAN, JEFF	DEM	I	\$0	\$46,952	\$2,820,479	\$2,808,659
VALENTINE, WILLIAM R "BILL"	REP	C	\$21,045	\$96,949	\$661,825	\$659,624
NEW YORK						
MORIHAN, DANIEL PATRICK	DEM	I	\$18,500	\$51,456	\$4,350,271	\$4,809,810
MCHILLAN, ROBERT RALPH	REP	C	\$14,991	\$224,920	\$536,445	\$528,989
NORTH DAKOTA						
BURDICK, QUENTIN N	DEM	I	\$17,500	\$86,400	\$1,755,318	\$2,026,617
STRIDER, EARL S	REP	C	\$26,932	\$91,598	\$908,607	\$906,807
OHIO						
VOIHOVICH, GEORGE V	REP	C	\$18,475	\$732,646	\$7,826,191	\$8,233,859
KETZERAUK, HOWARD M	DEM	I	\$18,500	\$727,709	\$7,312,533	\$8,547,545
PENNSYLVANIA						
HEINZ, HENRY JOHN III	REP	I	\$18,476	\$295,000	\$5,280,540	\$5,151,512
VIGHOLA, JOSEPH C	DEM	C	\$15,200	\$1,400	\$549,089	\$544,137
RHODE ISLAND						
CHAFEE, JOHN H	REP	I	\$17,500	\$90,983	\$2,455,215	\$2,841,985
LICHT, RICHARD A	DEM	C	\$17,499	\$110,476	\$2,918,514	\$2,881,141
TENNESSEE						
SASSER, JAMES F	DEM	I	\$18,500	\$0	\$3,218,986	\$3,069,615
ANDERSEN, WILLIAM E	REP	C	\$17,000	\$332,032	\$613,704	\$612,421
TEXAS						
BENTSEN, SENATOR LLOYD	DEM	I	\$5,341	\$438,115	\$8,280,013	\$8,829,361
BOULTER, ELDON DEAN	REP	C	\$33,593	\$1,087,827	\$1,377,357	\$1,353,395
UTAH						
HATCH, ORRIN G	REP	I	\$15,000	\$0	\$3,839,955	\$3,706,381
MOSS, BRIAN H	DEM	C	\$2,700	\$1,300	\$153,159	\$153,475
VERMONT						
GRAY, WILLIAM BARTON	DEM	O	\$17,500	\$26,300	\$551,423	\$549,908
JEFFORDS, JAMES N	REP	O	\$15,733	\$92,000	\$976,451	\$876,877
VIRGINIA						
DAWKINS, MAURICE A	REP	O	\$25,050	\$348,626	\$283,095	\$282,229
ROBB, CHARLES SPITTAL	DEM	O	\$17,500	\$160,875	\$3,198,630	\$2,881,666
WASHINGTON						
GORTON, SLADE	REP	O	\$24,495	\$313,232	\$2,736,101	\$2,851,591
LOWRY, MICHAEL E	DEM	O	\$17,499	\$305,092	\$2,202,177	\$2,191,187
WEST VIRGINIA						
BYRD, ROBERT CARLYLE	DEM	I	\$0	\$100	\$1,407,167	\$1,039,709
WOLFE, MATTHEW JAY	REP	C	\$16,905	\$129,221	\$115,314	\$115,284
WISCONSIN						
ENGELETER, SUSAN S	REP	O	\$29,322	\$325,610	\$2,891,069	\$2,853,842
KOHL, HERB	DEM	O	\$0	\$0	\$7,576,540	\$7,491,600

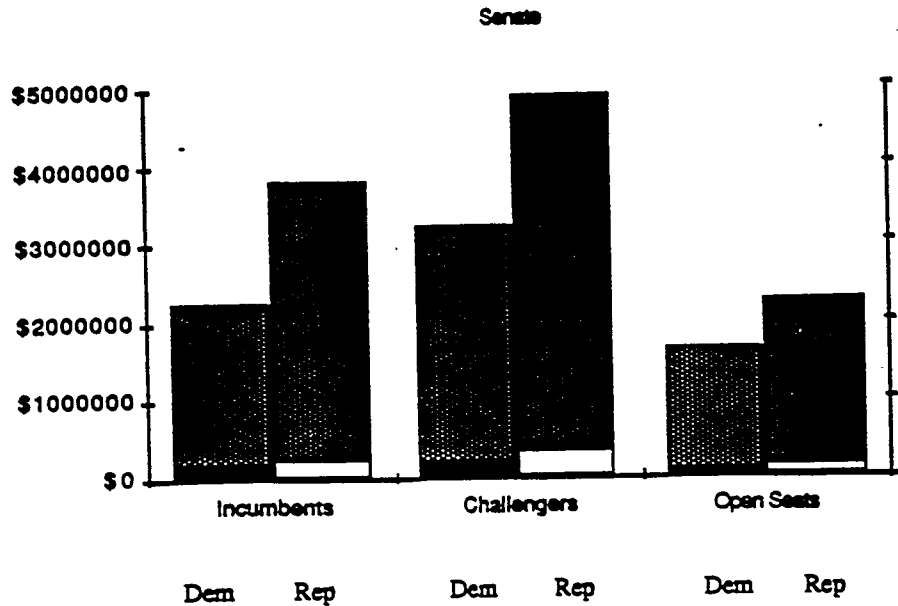
89080204299

Party Support of Congressional Candidates - 1978-1988

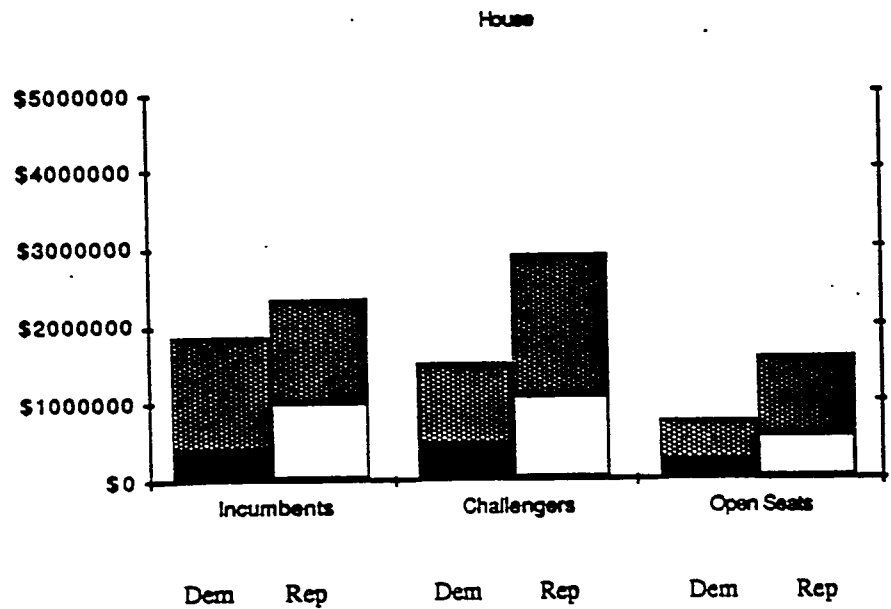


Lower portion represents contributions, upper coordinated expenditures

Party Committee Support of Candidates
by Office and Type of Campaign
1987-88



(Solid area's are contributions, shaded area's are coordinated expenditures)



(Solid area's are contributions, shaded area's are coordinated expenditures)

890800204300

8 9 0 8 0 2 0 4 3 0 1



**Coordinated
Expenditures**

	<u>President</u>			<u>Senate</u>			<u>House</u>			
	<u>Incumbent</u>	<u>Challenger</u>	<u>Open Seat</u>	<u>Incumbent</u>	<u>Challenger</u>	<u>Open Seat</u>	<u>Incumbent</u>	<u>Challenger</u>	<u>Open Seat</u>	<u>Total</u>
DNC Services	\$8,077,044	\$0	\$0	\$0	\$0	\$0	\$0	\$15,000	\$15,000	\$30,000
Dem Sen Camp Cite	\$0	\$2,014,498	\$1,280,540	\$2,911,101	\$6,208,137	\$0	\$0	\$0	\$0	\$0
Dem Cong Camp Cite	\$0	\$0	\$0	\$0	\$0	\$0	\$1,272,639	\$828,937	\$324,027	\$2,425,603
State & Local	\$388,380	\$40,228	\$239,815	\$108,084	\$386,127	\$121,607	\$131,226	\$171,865	\$121,607	\$424,898
Total Democratic	\$8,443,424	\$2,054,724	\$1,520,355	\$3,017,185	\$6,592,264	\$460,634	\$1,403,865	\$1,015,802	\$460,634	\$2,890,301
J RNC	\$8,289,173	\$0	\$0	\$0	\$0	\$0	\$2,100	\$0	\$0	\$2,100
Nat Rep Sen Cite	\$0	\$3,575,941	\$2,100,205	\$4,574,392	\$10,250,538	\$0	\$0	\$0	\$0	\$0
Nat Rep Cong Cite	\$0	\$0	\$0	\$0	\$0	\$0	\$1,320,286	\$1,828,459	\$960,944	\$4,107,689
State & Local	\$1,936	\$0	\$4,798	\$5,266	\$10,062	\$22,558	\$17,369	\$12,928	\$22,558	\$52,855
Total Republican	\$8,291,109	\$3,575,941	\$2,105,001	\$4,579,658	\$10,280,800	\$993,502	\$1,339,755	\$1,839,387	\$993,502	\$4,162,644

Coordinated expenditures are monies spent on behalf of the party's nominees in the general election.


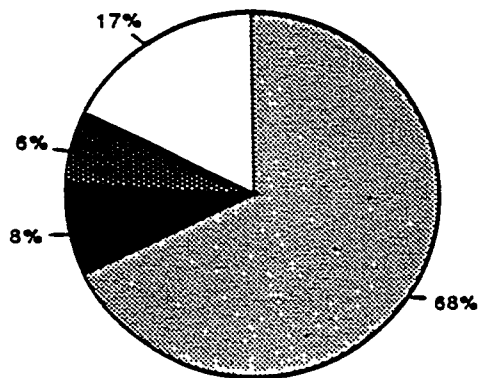
Sources of Receipts - Party Committees
1987-88

Republican



\$263.3 Million

Democrat



127.9 Million

89080204302

9 9 0 8 0 2 0 4 3 0 3

Contributions

	President		Senate		House		Total	
	Incumbent	Challenger	Open Seat	Total	Incumbent	Challenger		Open Seat
DNC Services	\$0	\$0	\$0	\$0	\$54,998	\$50,000	\$33,000	\$137,998
Dem Sen Camp Ctte	\$0	\$145,582	\$87,427	\$414,405	\$6,174	\$0	\$0	\$6,174
Dem Cong Camp Ctte	\$2,102	\$0	\$0	\$0	\$280,743	\$224,492	\$179,300	\$664,535
State & Local	\$43,768	\$23,750	\$14,000	\$74,494	\$110,384	\$220,354	\$58,092	\$388,830
Total Democratic	\$45,870	\$169,332	\$101,427	\$488,899	\$432,299	\$494,846	\$270,392	\$1,197,537
RNC	\$0	\$0	\$0	(\$1,040)	\$82,730	\$130,250	\$113,500	\$326,480
Nat Rep Sen Ctte	\$0	\$197,678	\$101,498	\$535,488	\$35,000	\$95,000	\$95,000	\$225,000
Nat Rep Cong Ctte	\$0	\$0	\$10,733	\$55,876	\$734,285	\$546,991	\$246,551	\$1,527,827
State & Local	\$16,112	\$47,684	\$39,621	\$131,113	\$162,817	\$282,745	\$115,700	\$571,262
Total Republican	\$16,112	\$245,362	\$151,850	\$721,237	\$1,014,832	\$1,084,986	\$570,751	\$2,650,569

Political Party Activity 1987-88

Committee	Number of Committees	Net Receipts	Contributions from PAC's	Contributions from Individuals	Contributions from other Fly	Net Disbursements	Label Cash on Hand	Debit owed To	Credit owed By	Contributions to Candidates	Coordinated Expenditures
DNC Services	1	\$52,285,783	\$1,535,717	\$46,588,815	\$60,806	\$47,038,799	\$5,414,658	\$0	\$183,110	\$137,998	\$8,107,044
Dam Son Camp Cite	1	\$18,287,388	\$2,782,273	\$11,308,812	\$11,000	\$16,289,689	\$88,709	\$0	\$1,010,143	\$420,579	\$6,206,137
Dam Cong Camp Cite	1	\$12,489,354	\$2,877,647	\$8,281,203	\$59,284	\$12,481,532	\$48,878	\$5,049	\$2,117,760	\$88,837	\$2,425,803
Assoc St Dam Chkte	1	\$9,689,282	\$0	\$9,689,285	\$0	\$9,725,339	\$527,804	\$0	\$0	\$0	\$0
Subtotal	4	\$90,731,805	\$7,005,637	\$73,728,045	\$181,100	\$85,533,259	\$5,075,847	\$5,049	\$3,291,013	\$1,225,214	\$10,738,784
Convention	1	\$9,485,119	\$0	\$0	\$0	\$9,428,792					
State & Local	180	\$27,686,663	\$3,881,770	\$13,359,088	\$7,705,785	\$28,987,036	\$1,240,518	\$270,824	\$255,441	\$507,082	\$1,177,205
Total Democratic	185	\$127,923,627	\$10,887,407	\$87,087,971	\$7,886,885	\$121,927,087	\$7,318,385	\$275,873	\$3,546,454	\$1,732,306	\$17,915,989
RNC	2	\$50,880,761	\$791,028	\$46,187,636	\$38,022	\$49,803,538	\$2,328,072	\$10,480	\$0	\$325,440	\$8,291,273
Net Rep Son Cite	2	\$45,898,691	\$428,163	\$40,799,408	\$1,000	\$43,350,247	\$2,731,779	\$75,839	\$135,688	\$750,488	\$10,250,538
Net Rep Cong Cite	2	\$34,483,250	\$888,888	\$31,788,022	\$8,513	\$33,589,320	\$1,189,556	\$0	\$708,883	\$1,583,503	\$4,107,699
Other Net Rep	2	\$4,328	\$0	\$4,173	\$0	\$4,421	\$0	\$0	\$0	\$0	\$0
Subtotal	6	\$191,387,041	\$2,108,079	\$177,778,339	\$45,535	\$189,819,524	\$8,249,407	\$88,119	\$842,531	\$2,609,431	\$22,549,509
Convention	1	\$9,840,356	\$0	\$0	\$0	\$9,804,159	\$38,243	\$0	\$0	\$0	\$0
State & Local	271	\$62,249,430	\$1,188,479	\$52,409,303	\$5,958,056	\$60,532,821	\$3,125,048	\$888,408	\$1,353,851	\$719,487	\$4,853
Total Republican	280	\$263,256,827	\$3,296,558	\$230,187,632	\$8,003,690	\$258,955,304	\$9,412,898	\$982,525	\$2,196,402	\$3,387,918	\$22,714,353

* Net Receipt and Disbursement columns do not include monies transferred between certain affiliated committees.

** Coordinated expenditures are monies spent on behalf of the party's nominees in the general election

4 0 3 7 0 7 0 8 0 6 8