

# FEDERAL ELECTION COMMISSION



Press Office  
999 E Street, N.W., Washington, D.C. 20463  
Phone: Local 376-3155 Toll Free 800-424-9530

FOR RELEASE: NOON  
NOVEMBER 4, 1988

CONTACT: FRED EILAND  
SHARON SNYDER  
SCOTT MOXLEY

## FEC RELEASES 1987-88 PRE-GENERAL ELECTION FIGURES FOR U.S. SENATE AND HOUSE CAMPAIGNS

WASHINGTON — Pre-election data compiled by the Federal Election Commission shows that Congressional spending in the '88 elections has increased only 3% over 1986. General Election candidates for U.S. Senate seats have spent little more than their 1986 counterparts, although any comparison should consider the fact that different states are involved. Spending in House campaigns has increased by 6% over 1986 levels despite an unusually small number of open seats, where spending is often the highest.

The FEC has summarized the campaign finance activity of all general election Senate and House candidates through October 19, 1988, the last day of the last reporting period. Statistics have also been compiled by the agency to provide an overview of all Congressional candidates, including primary losers, through September 30, 1988.

For general election campaigns:

100 Senate candidates	978 House candidates
<u>raised \$157.5 million;</u>	<u>raised \$202.3 million;</u>
— \$105.0 million from individuals;	— \$99.0 million from individuals;
— \$ 38.2 million from PAC's;	— \$81.4 million from PAC's;
<u>spent \$143.8 million;</u>	<u>spent \$166.2 million;</u>

Analysis of the data indicates that Senate candidates received two-thirds of their money from individuals, with 24% coming from PAC's. These ratios are consistent with earlier elections.

House candidates increased the proportion of receipts coming from PAC's from 35% in '86 to just over 40% in '88. Incumbents' PAC receipts rose from 42% of their total raised in '86, to 45% of their receipts in '88. PAC money accounted for 22% of money raised by House challengers - up from 19% in '86; and for open seat candidates PAC money increased from 24% to 28%. These percentages continue to be considerably higher for Democrats than for Republicans.

The first three tables which follow summarize the activity of all general election candidates from January 1, 1987, or whenever they first registered, through October 19, 1988. The second set of tables provides information on all Congressional candidates through September 30, 1988. Both sets of tables offer comparable pre-general election data from previous election cycles.

A special table is provided for Senate candidates with financial activity for a 6-year period, where applicable.

The rankings of the Top 50 candidates in the Senate and House are limited to general election candidates. No special election money has been included.

Finally, a listing of all general election House candidates details the financial activity of each campaign.

## FOOTNOTES

1. Figures in the first two Tables and the detailed listing of candidates cover from January 1, 1987 or whenever the campaign registered during the election cycle, through October 19, 1988, or the last report filed by the campaign, as indicated.
2. Net receipt and net disbursement figures are total receipts and total disbursements, as reported by the campaigns, minus any money transferred between committees of the same campaign.
3. Columns entitled "Other Committees" (also "Other Cmte's") are monies received, as reported by the campaigns, that are comprised mostly of PAC funds, but also include contributions by other candidates' committees and some unregistered entities. On the Senate listings, the column "Non Party Contributions" contains PAC contributions for 1984 and 1986, as reported by the PAC's, and "Other Committee" data for 1988.
4. Open seat races are those in which the incumbent did not seek reelection. As such, both general election candidates in California's 12th district are classified as challengers. Districts where special elections have been held at times separate from the regular election calendar (CA/5, CT/4, IL/21, LA/4, TN/5, and VA/5) have been divided into two races. During the special election period all candidates are considered open seat, and appear as such in the Tables referring to ALL campaigns. Winners of specials are considered incumbents for the regular election process and any other candidate who participated in both the special and regular process is considered a challenger during the regular election period. Districts where special elections are being held in conjunction with the general (NJ/3, TN/2) are classified as open seat and are not divided.
5. Percentage figures in Tables covering several election cycles represent the percentage of net receipts from each source and will not sum to 100, since not all sources of receipts are listed.
6. On the Senate listings, the column titles "Candidate Support" includes contributions by the candidate, as well as loans made or guaranteed by the candidate. The column titles "Trans from other auth" includes monies transferred from House committees of candidates for the Senate, as well as proceeds from joint fundraising activity among several candidates or committees. Contributions from individuals and PAC's made through these joint fundraising efforts are not included in the "Individual Contributions" or "Non Party Contributions" columns.
7. Detailed listings of candidates include all those participating in the November 8th general election, along with those candidates in Louisiana who received at least 50% of the vote in the primary and were therefore declared the winner of the seat.
8. Some House members who are or were running for the Senate in '88 changed their former House campaign committees into their Senate campaign committees (and in the case of McEwen in Ohio and Moody in Wisconsin then reverted back to House committees). Financial activity related solely to their Senate campaigns cannot be isolated. (See also Boulter (TX), Dowdy (MS), Jeffords (VT)).
9. Two incumbent Senators have carried debts from previous elections which continue to be reflected in the "Debts Owed" column of the detailed listing and in Top 50 listings. See Lautenberg (NJ) and Bingaman (NM).
10. Figures in "ALL CAMPAIGN" summary Tables ( but not General election Tables) for House Democratic Open Seat candidates are significantly affected by two special election campaigns in Tennessee. Jane Eskind provided her campaign with \$1,097,500 in loans from the candidate which were reported as repayed and replaced with candidate contributions totalling \$1,373,413. This reporting practice inflates Net Receipts, Candidate Loans, and Net Disbursements. Philip Bredesen provided his campaign with \$1,851,600 in loans which have not been repayed or converted.
11. Figures for Senate Democratic Open Seats in all Tables are significantly affected by the campaign of Herbert Kohl in Wisconsin. Contributions from the candidate totalling \$5,560,071 in this single campaign represents 98% of all candidate contributions in Senate general election campaigns.
12. Elizabeth Patterson (SC/4) has reported significant roll over of debt from the 1986 campaign. Loans from banks were repayed with newly borrowed money. The reporting of this activity inflates receipts and disbursements by \$301,500.

8 8 0 3 0 : U 4 1 0 2

1987-88 Election Campaign Activity - January 1987 Through October 19, 1988  
Includes ONLY GENERAL ELECTION CANDIDATES

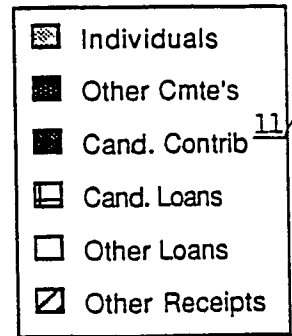
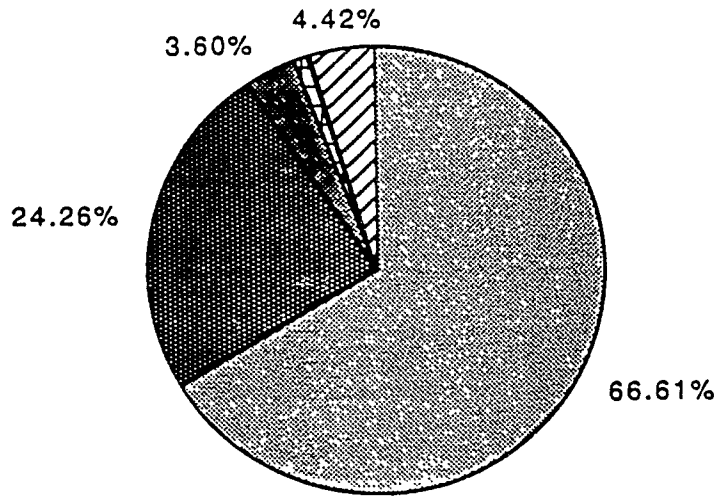
Table I

	Number	Total Receipts	Individual Contributions	Other Committees	Candidate Contributions	Candidate Loans	Other Loans	Total Disbursements	Cash-on Hand
SENATE	100	\$157,529,032	\$104,955,001	\$38,207,214	\$5,671,512 <sup>11/</sup>	\$1,471,367	\$304,818	\$143,813,069	\$25,779,407
<u>Democrats</u>	33	\$83,875,300	\$53,506,717	\$20,722,687	\$5,603,338	\$428,906	\$264,414	\$72,500,894	\$17,566,002
Incumbents	15	\$47,015,389	\$30,464,436	\$14,065,769	\$0	\$0	\$0	\$39,240,414	\$13,679,245
Challengers	12	\$21,716,894	\$16,768,896	\$3,955,656	\$12,256	\$251,906	\$234,414	\$19,532,662	\$2,195,902
Open Seats	6	\$15,143,017	\$6,273,385	\$2,701,262	\$5,591,082 <sup>11/</sup>	\$177,000	\$30,000	\$13,727,818	\$1,690,855
<u>Republicans</u>	33	\$73,526,390	\$51,336,295	\$17,479,527	\$65,733	\$1,040,834	\$37,000	\$71,205,325	\$8,192,187
Incumbents	12	\$41,807,421	\$28,153,410	\$11,480,916	\$1,000	\$99,531	\$0	\$40,975,575	\$5,906,205
Challengers	15	\$19,605,678	\$15,618,898	\$2,514,944	\$64,733	\$776,289	\$25,000	\$19,140,534	\$888,425
Open Seats	6	\$12,113,291	\$7,563,987	\$3,483,667	\$0	\$165,014	\$12,000	\$11,089,216	\$1,397,557
<u>Other</u>	34	\$127,342	\$111,989	\$5,000	\$2,441	\$1,627	\$3,404	\$106,850	\$21,218
Challengers	28	\$127,285	\$111,989	\$5,000	\$2,384	\$1,627	\$3,404	\$106,755	\$21,206
Open Seats	6	\$57	\$0	\$0	\$57	\$0	\$0	\$95	\$12
HOUSE	978	\$202,290,555	\$98,835,194	\$81,444,293	\$993,929	\$7,643,994	\$1,000,340	\$166,187,106	\$80,426,584
<u>Democrats</u>	420	\$115,038,335	\$48,769,703	\$53,967,966	\$498,302	\$4,037,873	\$901,227	\$93,283,151	\$48,708,568
Incumbents	248	\$88,521,152	\$35,966,905	\$44,933,804	\$49,922	\$1,081,445	\$719,070	\$69,811,434	\$45,639,003
Challengers	146	\$17,224,493	\$8,737,315	\$5,705,127	\$349,396	\$1,669,944	\$44,207	\$15,131,321	\$2,103,681
Open Seats	26	\$9,292,690	\$4,065,483	\$3,329,035	\$98,984	\$1,286,484	\$137,950	\$8,340,396	\$965,884
<u>Republicans</u>	380	\$86,715,215	\$49,718,384	\$27,470,827	\$481,144	\$3,468,904	\$85,371	\$72,426,850	\$31,657,328
Incumbents	164	\$62,896,897	\$33,941,965	\$24,258,028	\$85,811	\$353,426	\$13,250	\$50,652,627	\$29,520,302
Challengers	192	\$14,691,834	\$9,672,632	\$1,394,875	\$379,892	\$2,240,368	\$60,572	\$13,519,668	\$1,227,209
Open Seats	24	\$9,126,484	\$6,103,787	\$1,817,924	\$15,441	\$875,110	\$11,549	\$8,254,555	\$909,817
<u>Other</u>	178	\$537,005	\$347,107	\$5,500	\$14,483	\$137,217	\$13,742	\$477,105	\$60,688
Challengers	161	\$262,577	\$98,121	\$5,500	\$13,083	\$136,217	\$1,442	\$205,296	\$55,461
Open Seats	17	\$274,428	\$248,986	\$0	\$1,400	\$1,000	\$12,300	\$271,809	\$5,227
Grand Total	1078	\$359,819,587	\$203,790,195	\$119,651,507	\$6,665,441	\$9,115,361	\$1,305,158	\$310,000,175	\$106,205,991


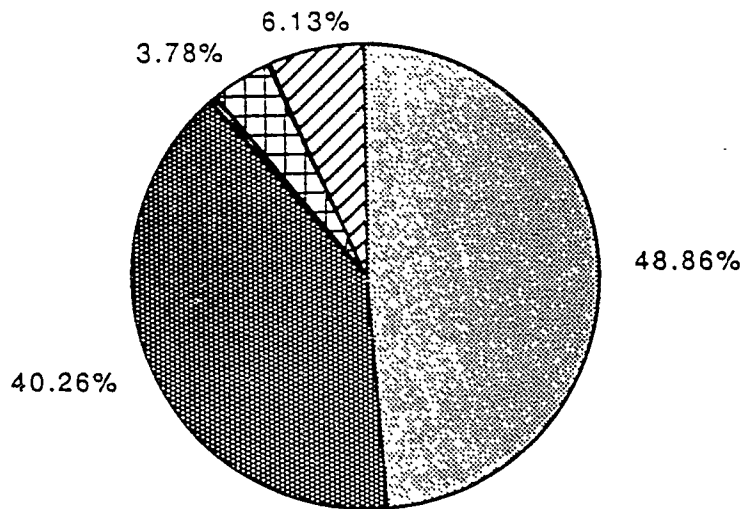
No special election money included in this table.

SOURCES OF RECEIPTS  
1987-88  
THROUGH MID OCTOBER

Senate



House



98080104103

Table II

3 3 0 2 0 4 1 0 4  
 Comparison Figures - Senate

SENATE	No. of Candld	Net Receipts	Individual Contrib	Pct	Other Ctte's	Pct	Candidate Contrib	Pct	Candidate Loans	Pct	Other Loans	Pct	Net Disburse	Cash on Hand
1988	100	\$157.39	\$104.83	66.61%	\$38.18	24.26%	\$5.66	3.60%	\$1.47	0.93%	\$0.29	0.18%	\$143.81	\$25.78
1986	72	\$156.43	\$105.49	67.44%	\$36.83	23.54%	\$0.07	0.04%	\$6.18	3.95%	\$0.66	0.42%	\$142.81	\$21.59
<b>DEMOCRATS</b>														
1988	33	\$83.87	\$53.50	63.79%	\$20.71	24.69%	\$5.60	6.68%	\$0.43	0.51%	\$0.26	0.31%	\$72.50	\$17.56
1986	34	\$63.09	\$41.00	64.99%	\$16.30	25.84%	\$0.04	0.06%	\$4.33	6.86%	\$0.19	0.30%	\$57.04	\$7.35
<b>Incumbents</b>														
1988	15	\$47.01	\$30.46	64.79%	\$14.06	29.91%	\$0.00	0.00%	\$0.00	0.00%	\$0.00	0.00%	\$39.24	\$13.68
1986	9	\$22.50	\$15.11	67.16%	\$6.52	28.98%	\$0.01	0.04%	\$0.03	0.13%	\$0.00	0.00%	\$19.98	\$3.76
<b>Challengers</b>														
1988	12	\$21.72	\$16.77	77.21%	\$3.95	18.19%	\$0.01	0.05%	\$0.25	1.15%	\$0.23	1.06%	\$19.53	\$2.19
1986	18	\$24.76	\$15.96	64.46%	\$6.20	25.04%	\$0.03	0.12%	\$0.40	1.62%	\$0.01	0.04%	\$22.04	\$2.78
<b>Open Seats</b>														
1988	6	\$15.14	\$6.27	41.41%	\$2.70	17.83%	\$5.59	36.92%	\$0.18	1.19%	\$0.03	0.20%	\$13.73	\$1.69
1986	7	\$15.83	\$9.93	62.73%	\$3.58	22.62%	\$0.00	0.00%	\$1.08	6.82%	\$0.10	0.63%	\$15.02	\$0.81
<b>REPUBLICANS</b>														
1988	33	\$73.52	\$51.33	69.82%	\$17.47	23.76%	\$0.06	0.08%	\$1.04	1.41%	\$0.03	0.04%	\$71.20	\$8.20
1986	34	\$93.31	\$64.46	69.08%	\$20.53	22.00%	\$0.03	0.03%	\$1.85	1.98%	\$0.47	0.50%	\$85.74	\$14.24
<b>Incumbents</b>														
1988	12	\$41.81	\$28.15	67.33%	\$11.48	27.46%	\$0.00	0.00%	\$0.10	0.24%	\$0.00	0.00%	\$40.97	\$5.91
1986	18	\$57.03	\$39.21	68.75%	\$14.14	24.79%	\$0.00	0.00%	\$0.00	0.00%	\$0.10	0.18%	\$51.56	\$12.14
<b>Challengers</b>														
1988	15	\$19.60	\$15.62	79.69%	\$2.51	12.81%	\$0.06	0.31%	\$0.78	3.98%	\$0.02	0.10%	\$19.14	\$0.89
1986	9	\$13.87	\$10.92	78.73%	\$1.53	11.03%	\$0.02	0.14%	\$0.71	5.12%	\$0.06	0.43%	\$13.50	\$0.37
<b>Open Seats</b>														
1988	6	\$12.11	\$7.56	62.43%	\$3.48	28.74%	\$0.00	0.00%	\$0.16	1.32%	\$0.01	0.08%	\$11.09	\$1.40
1986	7	\$22.41	\$14.33	63.94%	\$4.86	21.69%	\$0.01	0.04%	\$0.15	0.67%	\$0.19	0.85%	\$20.68	\$1.73
<b>OTHER</b>														
1988	34	\$0.13	\$0.11		\$0.01		\$0.00		\$0.00		\$0.00		\$0.11	\$0.02
1986	4	\$0.03	\$0.03	100.00%	\$0.00	0.00%	\$0.00	0.00%	\$0.00	0.00%	\$0.00	0.00%	\$0.03	\$0.00

Includes ONLY GENERAL ELECTION CANDIDATES Through 20 Days Prior to the Election

Table II

9 8 0 8 0 ' 0 4 1 0 5  
Comparison Figures - House

No. of Candld		Net Receipts	Individual Contrib	Pct	Other Cite's	Pct	Candidate Contrib	Pct	Candidate Loans	Other Loans	Pct	Net Disburse	Cash on Hand
<u>HOUSE</u>													
1988	978	\$202.29	\$98.83	48.86%	\$81.44	40.26%	\$0.98	0.48%	\$7.64	\$0.99	3.78%	\$165.90	\$80.41
1986	884	\$187.60	\$95.51	50.91%	\$66.15	35.26%	\$1.79	0.95%	\$9.55	\$1.33	5.09%	\$156.82	\$62.08
<u>DEMOCRATS</u>													
1988	420	\$115.03	\$48.77	42.40%	\$53.96	46.91%	\$0.50	0.43%	\$4.04	\$0.90	3.51%	\$93.28	\$48.70
1986	422	\$100.76	\$46.58	46.23%	\$41.12	40.81%	\$1.09	1.08%	\$4.41	\$0.94	4.38%	\$83.41	\$35.20
<u>Incumbents</u>													
1988	248	\$88.52	\$35.97	40.63%	\$44.93	50.76%	\$0.05	0.06%	\$1.08	\$0.72	1.22%	\$69.81	\$45.64
1986	235	\$71.50	\$31.06	43.44%	\$33.13	46.34%	\$0.52	0.73%	\$0.85	\$0.59	1.19%	\$57.32	\$32.09
<u>Challengers</u>													
1988	146	\$17.22	\$8.74	50.75%	\$5.70	39.10%	\$0.35	2.03%	\$1.67	\$0.04	9.70%	\$15.13	\$2.10
1986	144	\$15.72	\$8.38	53.31%	\$4.31	27.42%	\$0.41	2.61%	\$1.69	\$0.10	10.75%	\$13.91	\$1.77
<u>Open Seats</u>													
1988	26	\$9.29	\$4.06	43.70%	\$3.33	35.84%	\$0.10	1.08%	\$1.29	\$0.14	13.89%	\$8.34	\$0.96
1986	43	\$13.54	\$7.14	52.73%	\$3.68	27.18%	\$0.16	1.18%	\$1.87	\$0.25	13.81%	\$12.18	\$1.34
<u>REPUBLICANS</u>													
1988	380	\$86.72	\$49.71	57.32%	\$27.47	31.68%	\$0.47	0.54%	\$3.46	\$0.08	3.99%	\$72.42	\$31.66
1986	381	\$86.70	\$48.91	56.41%	\$25.03	28.87%	\$0.62	0.72%	\$5.11	\$0.39	5.89%	\$73.29	\$26.87
<u>Incumbents</u>													
1988	164	\$62.90	\$33.94	53.96%	\$24.26	38.57%	\$0.08	0.13%	\$0.35	\$0.01	0.56%	\$50.65	\$29.52
1986	160	\$56.41	\$30.77	54.55%	\$20.42	36.20%	\$0.12	0.21%	\$0.48	\$0.10	0.85%	\$45.36	\$23.99
<u>Challengers</u>													
1988	192	\$14.69	\$9.67	65.83%	\$1.39	9.46%	\$0.38	2.59%	\$2.24	\$0.06	15.25%	\$13.52	\$1.23
1986	180	\$15.38	\$9.24	60.08%	\$1.50	9.75%	\$0.26	1.69%	\$3.06	\$0.24	19.90%	\$14.34	\$1.23
<u>Open Seats</u>													
1988	24	\$9.13	\$6.10	66.81%	\$1.82	19.93%	\$0.01	0.11%	\$0.87	\$0.01	9.53%	\$8.25	\$0.91
1986	41	\$14.91	\$8.90	59.69%	\$3.11	20.86%	\$0.24	1.61%	\$1.57	\$0.05	10.53%	\$13.59	\$1.65
<u>OTHER</u>													
1988	178	\$0.54	\$0.35	64.81%	\$0.01	0.93%	\$0.01	1.85%	\$0.14	\$0.01	25.93%	\$0.20	\$0.05
1986	81	\$0.14	\$0.02	14.29%	\$0.00	0.00%	\$0.08	57.14%	\$0.03	\$0.00	21.43%	\$0.12	\$0.01

Includes ONLY GENERAL ELECTION CANDIDATES Through 20 Days Prior to the Election  
No special election money included in this table.

8 3 0 8 0 2 U 4 1 0 6

1987-88 Election Campaign Activity - January 1987 Through September 30, 1988  
Includes ALL CONGRESSIONAL CANDIDATES - Including Primary Losers

	Number	Total Receipts	Individual Contributions	Other Committees	Candidate Contributions	Candidate Loans	Other Loans	Total Disbursements	Cash-on Hand
<b>SENATE</b>	210	\$159,829,311	\$106,399,739	\$35,714,293	\$4,263,253 <sup>11</sup> / <sub>11</sub>	\$5,297,017	\$362,710	\$128,127,275	\$43,745,266
<b>Democrats</b>	80	\$88,236,666	\$57,448,078	\$20,224,703	\$4,115,284	\$2,033,516	\$293,239	\$66,234,209	\$28,174,509
<b>Incumbents</b>	15	\$44,947,051	\$29,244,257	\$13,350,624	\$0	\$0	\$0	\$28,796,800	\$22,054,523
<b>Challengers</b>	43	\$22,203,003	\$16,330,992	\$3,588,750	\$221,052	\$1,053,385	\$237,539	\$17,515,118	\$4,683,143
<b>Open Seats</b>	22	\$21,086,612	\$11,872,829	\$3,285,329	\$3,894,232 <sup>11</sup> / <sub>11</sub>	\$980,131	\$55,700	\$19,922,291	\$1,436,843
<b>Republicans</b>	79	\$71,357,423	\$48,835,971	\$15,484,590	\$140,504	\$3,160,927	\$68,837	\$61,698,707	\$15,529,983
<b>Incumbents</b>	12	\$38,776,782	\$26,226,922	\$10,430,654	\$1,000	\$99,531	\$0	\$32,505,047	\$11,339,668
<b>Challengers</b>	51	\$21,434,382	\$15,522,089	\$2,343,680	\$95,597	\$2,670,870	\$42,837	\$19,050,302	\$2,810,351
<b>Open Seats</b>	16	\$11,146,259	\$7,086,960	\$2,710,256	\$43,907	\$390,526	\$26,000	\$10,143,358	\$1,379,964
<b>Other</b>	51	\$235,222	\$115,690	\$5,000	\$7,465	\$102,574	\$634	\$194,359	\$40,774
<b>Challengers</b>	42	\$230,097	\$115,380	\$5,000	\$2,650	\$101,574	\$634	\$189,196	\$40,745
<b>Open Seat</b>	9	\$5,125	\$310	\$0	\$4,815	\$1,000	\$0	\$5,163	\$29
<b>HOUSE</b>	1574	\$214,496,410	\$105,137,130	\$73,744,575	\$4,038,476	\$17,789,713	\$1,134,665	\$172,978,429	\$86,091,455
<b>Democrats</b>	742	\$125,908,764	\$53,626,367	\$49,343,917	\$3,024,442	\$11,850,915	\$1,018,868	\$101,305,173	\$51,743,209
<b>Incumbents</b>	249	\$81,055,741	\$33,385,281	\$40,399,339	\$48,447	\$1,082,445	\$706,320	\$60,499,444	\$47,679,410
<b>Challengers</b>	363	\$21,757,969	\$11,029,481	\$5,001,265	\$752,174	\$4,150,856	\$96,203	\$19,291,950	\$2,529,890
<b>Open Seats</b>	130	\$23,095,054	\$9,211,605	\$3,943,313	\$2,223,821	\$6,617,614	\$216,345	\$21,513,779	\$1,533,909
<b>Republicans</b>	624	\$88,006,916	\$51,122,921	\$24,395,458	\$1,001,879	\$5,801,581	\$87,783	\$71,152,224	\$34,290,171
<b>Incumbents</b>	165	\$57,038,483	\$31,267,712	\$21,324,845	\$68,432	\$403,426	\$5,250	\$42,593,211	\$31,819,114
<b>Challengers</b>	337	\$14,381,230	\$9,301,779	\$994,521	\$578,906	\$2,656,947	\$27,835	\$13,087,039	\$1,361,516
<b>Open Seats</b>	122	\$16,587,203	\$10,553,430	\$2,076,092	\$354,541	\$2,741,208	\$54,698	\$15,471,974	\$1,109,541
<b>Other</b>	208	\$580,730	\$387,842	\$5,200	\$12,155	\$137,217	\$28,014	\$521,032	\$58,075
<b>Challengers</b>	173	\$364,485	\$189,532	\$5,200	\$11,055	\$136,217	\$15,714	\$308,243	\$54,712
<b>Open Seats</b>	35	\$216,245	\$198,310	\$0	\$1,100	\$1,000	\$12,300	\$212,789	\$3,363
<b>Grand Total</b>	1784	\$374,325,721	\$211,536,869	\$109,458,868	\$8,301,729	\$23,086,730	\$1,497,375	\$301,105,704	\$129,836,721

ALL CONGRESSIONAL CANDIDATES January 1, 1987 - September 30, 1988

SENATE	No. of Candld	Net Receipts	Individual Contrib	Pct	Other Cite's	Pct	Candidate Contrib	Pct	Candidate Loans	Pct	Other Loans	Pct	Net Disburse	Cash on Hand
1988	210	\$159.83	\$106.40	66.57%	\$35.71	22.34%	\$4.26 <sup>11/</sup>	2.66%	\$5.19	3.25%	\$0.36	0.23%	\$128.11	\$43.74
1986	235	\$165.95	\$106.35	64.09%	\$34.01	20.49%	\$0.54	0.33%	\$6.18	3.72%	\$0.66	0.40%	\$145.82	\$28.06
1984	248	\$140.32	\$89.28	63.63%	\$24.87	17.72%	n/a	n/a	n/a	n/a	n/a	n/a	\$126.37	\$17.23
<b>DEMOCRATS</b>														
1988	80	\$88.24	\$57.44	65.10%	\$20.22	22.91%	\$4.11	4.66%	\$2.03	2.30%	\$0.29	0.33%	\$66.23	\$28.17
1986	127	\$69.58	\$39.17	56.29%	\$14.93	21.46%	\$0.15	0.22%	\$4.33	6.22%	\$0.19	0.27%	\$60.86	\$10.04
1984	110	\$67.90	\$40.53	59.69%	\$11.87	17.48%	n/a	n/a	n/a	n/a	n/a	n/a	\$59.36	\$10.58
<b>Incumbents</b>														
1988	15	\$44.95	\$29.24	65.05%	\$13.35	29.70%	\$0.00	0.00%	\$0.00	0.00%	\$0.00	0.00%	\$28.80	\$22.05
1986	9	\$20.71	\$12.25	59.15%	\$5.92	28.59%	\$0.00	0.00%	\$0.00	0.00%	\$0.00	0.00%	\$16.25	\$5.70
1984	12	\$19.20	\$12.32	64.17%	\$5.64	29.38%	n/a	n/a	n/a	n/a	n/a	n/a	\$13.71	\$7.57
<b>Challengers</b>														
1988	43	\$22.20	\$16.33	73.56%	\$3.59	16.17%	\$0.22	0.99%	\$1.05	4.73%	\$0.24	1.08%	\$17.51	\$4.68
1986	75	\$30.26	\$15.37	50.79%	\$5.71	18.87%	\$0.07	0.23%	\$6.58	21.74%	\$0.01	0.03%	\$27.25	\$3.05
1984	61	\$21.43	\$14.63	68.27%	\$3.62	16.89%	n/a	n/a	n/a	n/a	n/a	n/a	\$20.10	\$1.35
<b>Open Seats</b>														
1988	22	\$21.09	\$11.87	56.28%	\$3.28	15.55%	\$3.89 <sup>11/</sup>	18.44%	\$0.98	4.65%	\$0.05	0.24%	\$19.92	\$1.44
1986	43	\$18.61	\$11.55	62.06%	\$3.30	17.73%	\$0.08	0.43%	\$1.97	10.59%	\$0.26	1.40%	\$17.36	\$1.29
1984	37	\$27.27	\$13.58	49.80%	\$2.61	9.57%	n/a	n/a	n/a	n/a	n/a	n/a	\$25.55	\$1.66
<b>REPUBLICANS</b>														
1988	79	\$71.36	\$48.84	68.44%	\$15.48	21.69%	\$0.14	0.20%	\$3.16	4.43%	\$0.07	0.10%	\$61.69	\$15.53
1986	92	\$96.34	\$67.16	69.71%	\$19.08	19.80%	\$0.39	0.40%	\$1.85	1.92%	\$0.47	0.49%	\$84.94	\$18.02
1984	98	\$72.33	\$48.71	67.34%	\$13.00	17.97%	n/a	n/a	n/a	n/a	n/a	n/a	\$66.93	\$6.64
<b>Incumbents</b>														
1988	12	\$38.78	\$26.23	67.64%	\$10.43	26.90%	\$0.00	0.00%	\$0.10	0.26%	\$0.00	0.00%	\$32.50	\$11.34
1986	18	\$53.35	\$36.42	68.27%	\$12.90	24.18%	\$0.00	0.00%	\$0.00	0.00%	\$0.10	0.19%	\$44.88	\$15.08
1984	17	\$43.26	\$31.62	73.09%	\$9.80	22.65%	n/a	n/a	n/a	n/a	n/a	n/a	\$38.42	\$5.86
<b>Challengers</b>														
1988	51	\$21.43	\$15.52	72.42%	\$2.34	10.92%	\$0.10	0.47%	\$2.67	12.46%	\$0.04	0.19%	\$19.05	\$2.81
1986	46	\$20.51	\$15.71	76.60%	\$1.85	9.02%	\$0.13	0.63%	\$1.15	5.61%	\$0.28	1.37%	\$19.55	\$0.96
1984	46	\$8.00	\$4.79	59.88%	\$1.05	13.13%	n/a	n/a	n/a	n/a	n/a	n/a	\$7.84	\$0.38
<b>Open Seats</b>														
1988	16	\$11.15	\$7.09	63.59%	\$2.71	24.30%	\$0.04	0.36%	\$0.39	3.50%	\$0.03	0.27%	\$10.14	\$1.38
1986	28	\$22.48	\$15.03	66.86%	\$4.33	19.26%	\$0.26	1.16%	\$0.28	1.25%	\$0.20	0.89%	\$20.51	\$1.98
1984	35	\$21.07	\$12.30	58.38%	\$2.15	10.20%	n/a	n/a	n/a	n/a	n/a	n/a	\$20.67	\$0.40
<b>OTHER</b>														
1988	51	\$0.23	\$0.12	52.17%	\$0.01	2.17%	\$0.01	3.04%	\$0.10	43.48%	\$0.00	0.00%	\$0.19	\$0.04
1986	42	\$0.03	\$0.02	66.67%	\$0.00	0.00%	\$0.00	0.00%	\$0.00	0.00%	\$0.00	0.00%	\$0.02	\$0.00
1984	46	\$0.09	\$0.04	44.44%	\$0.00	0.00%	n/a	n/a	n/a	n/a	n/a	n/a	\$0.08	\$0.01

Includes ALL CANDIDATES - Including Primary Losers - Through September 30 of the Election Year



ALL CONGRESSIONAL CANDIDATES January 1, 1987 - September 30, 1988

		No. of Candld Receptls	Net Individual Contrib	Pct	Other Cite's	Pct	Candidate Contrib	Pct	Loans	Pct	Other Loans	Pct	Net Disburse	Cash on Hand
<b>HOUSE</b>														
1988	1574	\$214.49	\$105.13	49.01%	\$73.74	34.38%	\$4.03	1.88%	\$17.79	8.29%	\$1.13	0.52%	\$172.97	\$86.09
1986	1601	\$188.53	\$96.47	51.17%	\$59.74	31.69%	\$3.15	1.67%	\$13.80	7.32%	\$1.58	0.84%	\$153.05	\$65.86
1984	1769	\$163.71	\$84.71	51.74%	\$57.33	35.02%	n/a		n/a				\$134.30	\$48.44
<b>DEMOCRATS</b>														
1988	742	\$125.90	\$53.62	42.59%	\$49.34	39.19%	\$3.02	2.40%	\$11.85	9.41%	\$1.03	0.81%	\$101.30	\$51.74
1986	841	\$100.40	\$47.04	46.85%	\$36.87	36.72%	\$1.59	1.58%	\$6.55	6.52%	\$1.02	1.02%	\$79.71	\$37.93
1984	902	\$91.20	\$43.82	48.05%	\$36.33	39.84%	n/a		n/a				\$75.02	\$27.15
<b>Incumbents</b>														
1988	249	\$81.05	\$33.38	41.18%	\$40.40	49.85%	\$0.05	0.06%	\$1.08	1.33%	\$0.71	0.88%	\$60.50	\$47.68
1986	235	\$65.86	\$28.60	43.43%	\$29.83	45.29%	\$0.43	0.65%	\$0.83	1.26%	\$0.50	0.76%	\$49.29	\$33.81
1984	263	\$62.91	\$29.69	47.19%	\$31.03	49.32%	n/a		n/a				\$48.52	\$25.25
<b>Challengers</b>														
1988	363	\$21.76	\$11.03	50.69%	\$5.00	22.98%	\$0.75	3.45%	\$4.15	19.07%	\$0.10	0.44%	\$19.29	\$2.53
1986	430	\$16.21	\$8.62	53.18%	\$3.63	22.39%	\$0.78	4.81%	\$2.29	14.13%	\$0.08	0.49%	\$13.80	\$2.44
1984	531	\$16.29	\$8.25	50.64%	\$3.44	21.12%	n/a		n/a				\$15.10	\$1.27
<b>Open Seats</b>														
1988	130	\$23.09	\$9.21	39.89%	\$3.94	17.06%	\$2.22	9.61%	\$6.62	28.67%	\$0.22	0.95%	\$21.51	\$1.53
1986	176	\$18.33	\$9.82	53.57%	\$3.41	18.60%	\$0.38	2.07%	\$3.43	18.71%	\$0.44	2.40%	\$16.62	\$1.68
1984	108	\$12.00	\$5.88	49.00%	\$1.86	15.50%	n/a		n/a				\$11.40	\$0.63
<b>REPUBLICANS</b>														
1988	624	\$88.01	\$51.12	58.08%	\$24.39	27.71%	\$1.00	1.14%	\$5.80	6.59%	\$0.09	0.10%	\$71.15	\$34.29
1986	596	\$87.96	\$49.40	56.16%	\$22.87	26.00%	\$1.47	1.67%	\$7.22	8.21%	\$0.56	0.64%	\$73.20	\$27.92
1984	639	\$72.06	\$40.71	56.49%	\$20.99	29.13%	n/a		n/a				\$58.70	\$21.25
<b>Incumbents</b>														
1988	165	\$57.04	\$31.27	54.82%	\$21.32	37.38%	\$0.07	0.12%	\$0.40	0.70%	\$0.01	0.01%	\$42.59	\$31.82
1986	161	\$51.41	\$28.21	54.87%	\$18.41	35.81%	\$0.07	0.14%	\$0.37	0.72%	\$0.09	0.18%	\$39.05	\$25.17
1984	155	\$39.99	\$22.32	55.81%	\$15.89	39.73%	n/a		n/a				\$29.22	\$18.60
<b>Challengers</b>														
1988	337	\$14.38	\$9.30	64.67%	\$0.99	6.88%	\$0.58	4.03%	\$2.66	18.50%	\$0.03	0.21%	\$13.09	\$1.36
1986	319	\$15.66	\$9.34	59.64%	\$1.31	8.37%	\$0.59	3.77%	\$3.03	19.35%	\$0.39	2.49%	\$14.77	\$1.10
1984	370	\$20.93	\$12.32	58.86%	\$3.10	14.81%	n/a		n/a				\$19.11	\$1.87
<b>Open Seats</b>														
1988	122	\$16.59	\$10.55	63.59%	\$2.08	12.54%	\$0.35	2.11%	\$2.74	16.52%	\$0.05	0.30%	\$15.47	\$1.11
1986	116	\$20.89	\$11.85	56.73%	\$3.15	15.08%	\$0.81	3.88%	\$3.82	18.29%	\$0.08	0.38%	\$19.38	\$1.65
1984	114	\$11.14	\$6.07	54.49%	\$2.00	17.95%	n/a		n/a				\$10.37	\$0.78
<b>OTHER</b>														
1988	208	\$0.58	\$0.39	67.24%	\$0.01	0.86%	\$0.01	1.72%	\$0.14	24.14%	\$0.02	2.59%	\$0.52	\$0.06
1986	164	\$0.17	\$0.03	17.65%	\$0.00	0.00%	\$0.09	52.94%	\$0.03	17.65%	\$0.00	0.00%	\$0.14	\$0.01
1984	228	\$0.45	\$0.18	40.00%	\$0.01	2.22%							\$0.58	\$0.04

Includes ALL CANDIDATES - Including Primary Losers - Through September 30 of the Election Year

1987-88  
PRE-GENERAL  
TOP 50 SENATE - RECEIPTS

RANK	CANDIDATE	STATE	PARTY	INC CHL OPN	NET RECEIPTS
1	WILSON, PETER B	CA	REP	I	\$9,922,106
2	BENTSEN, SENATOR LLOYD	TX	DEM	I	\$7,801,622
3	VOINOVICH, GEORGE V	OH	REP	C	\$7,070,279
4	METZENBAUM, HOWARD M	OH	DEM	I	\$6,588,591
5	DAWKINS, PETER MILLER	NJ	REP	C	\$6,581,030
6	LAUTENBERG, FRANK R	NJ	DEM	I	\$6,265,194
7	KOHL, HERB	WI	DEM	O	\$6,133,009
8	MCCARTHY, LEO TARCISIUS	CA	DEM	C	\$5,905,156
9	HEINZ, JOHN	PA	REP	I	\$4,674,628
10	DURENBERGER, DAVE	MN	REP	I	\$4,234,837
11	MOYNIHAN, DANIEL PATRICK	NY	DEM	I	\$4,011,700
12	MACK, CONNIE	FL	REP	O	\$3,977,980
13	DANFORTH, JOHN CLAGGETT	MO	REP	I	\$3,827,296
14	HATCH, ORRIN G	UT	REP	I	\$3,419,641
15	LOTT, TRENT	MS	REP	O	\$3,126,205
16	RIEGLE, DONALD W JR	MI	DEM	I	\$3,125,236
17	KENNEDY, EDWARD M	MA	DEM	I	\$3,082,882
18	SASSER, JAMES R	TN	DEM	I	\$2,992,615
19	ROBB, CHARLES SPITAL	VA	DEM	O	\$2,950,747
20	LUGAR, RICHARD G	IN	REP	I	\$2,875,340
21	KARNES, DAVID	NE	REP	I	\$2,842,640
22	KERREY, JOSEPH ROBERT	NE	DEM	C	\$2,734,165
23	BINGAMAN, JEFF	NM	DEM	I	\$2,656,881
24	HECHT, CHIC	NV	REP	I	\$2,633,325
25	BRYAN, RICHARD H	NV	DEM	C	\$2,598,220
26	LICHT, RICHARD A	RI	DEM	C	\$2,491,164
27	DECONCINI, DENNIS	AZ	DEM	I	\$2,489,130
28	MACKAY, BUDDY	FL	DEM	O	\$2,226,077
29	HUMPHREY, HUBERT H III	MN	DFL	C	\$2,196,038
30	CHAFEE, JOHN H	RI	REP	I	\$2,174,887
31	WEICKER, LOWELL P JR	CT	REP	I	\$2,151,751
32	ENGELEITER, SUSAN S	WI	REP	O	\$2,141,415
33	LIEBERMAN, JOSEPH I	CT	DEM	C	\$1,970,049
34	DOWDY, WAYNE	MS	DEM	O	\$1,805,281 <sup>8/</sup>
35	MITCHELL, GEORGE JOHN	ME	DEM	I	\$1,799,287
36	GORTON, SLADE	WA	REP	O	\$1,795,363
37	WOO, S B	DE	DEM	C	\$1,759,929
38	ROTH, WILLIAM V JR	DE	REP	I	\$1,716,431
39	BURDICK, QUENTIN N	ND	DEM	I	\$1,649,878
40	LOWRY, MICHAEL E	WA	DEM	O	\$1,523,202
41	SARBANES, PAUL S	MD	DEM	I	\$1,378,918
42	WALLOP, MALCOLM	WY	REP	I	\$1,334,539
43	BYRD, ROBERT CARLYLE	WV	DEM	I	\$1,293,798 <sup>8/</sup>
44	BOULTER, ELDON BEAU	TX	REP	C	\$1,258,146
45	MELCHER, JOHN D	MT	DEM	I	\$1,130,396 <sup>8/</sup>
46	JEFFORDS, JAMES M	VT	REP	O	\$861,311 <sup>8/</sup>
47	NIXON, JAY	MO	DEM	C	\$822,996
48	STRINDEN, EARL S	ND	REP	C	\$757,270
49	MATSUNAGA, SPARK M	HI	DEM	I	\$749,261
50	BURNS, CONRAD R	MT	REP	C	\$659,278

88080704109

1987-88

PRE-GENERAL

TOP 50 SENATE - CONTRIBUTIONS FROM INDIVIDUALS

RANK	CANDIDATE	STATE	PARTY	INC CHL OPN	INDIV CONTRIB
1	WILSON, PETER B	CA	REP	I	\$7,993,970
2	VOINOVICH, GEORGE V	OH	REP	C	\$5,773,191
3	DAWKINS, PETER MILLER	NJ	REP	C	\$5,772,243
4	METZENBAUM, HOWARD M	OH	DEM	I	\$5,333,167
5	BENTSEN, SENATOR LLOYD	TX	DEM	I	\$5,121,984
6	MCCARTHY, LEO TARCISIUS	CA	DEM	C	\$4,838,620
7	LAUTENBERG, FRANK R	NJ	DEM	I	\$4,744,078
8	HEINZ, JOHN	PA	REP	I	\$3,131,663
9	MACK, CONNIE	FL	REP	O	\$3,109,623
10	MOYNIHAN, DANIEL PATRICK	NY	DEM	I	\$3,059,533
11	DURENBERGER, DAVE	MN	REP	I	\$2,842,491
12	KENNEDY, EDWARD M	MA	DEM	I	\$2,657,769
13	DANFORTH, JOHN CLAGGETT	MO	REP	I	\$2,532,559
14	HATCH, ORRIN G	UT	REP	I	\$2,252,490
15	ROBB, CHARLES SPITTAL	VA	DEM	O	\$2,085,762
16	KERREY, JOSEPH ROBERT	NE	DEM	C	\$2,040,405
17	LUGAR, RICHARD G	IN	REP	I	\$2,034,480
18	KARNES, DAVID	NE	REP	I	\$1,916,920
19	BRYAN, RICHARD H	NV	DEM	C	\$1,876,066
20	LIEBERMAN, JOSEPH I	CT	DEM	C	\$1,809,126
21	LICHT, RICHARD A	RI	DEM	C	\$1,765,905
22	LOTT, TRENT	MS	REP	O	\$1,734,955
23	HUMPHREY, HUBERT H III	MN	DFL	C	\$1,665,661
24	RIEGLE, DONALD W JR	MI	DEM	I	\$1,631,496
25	HECHT, CHIC	NV	REP	I	\$1,631,061
26	SASSER, JAMES R	TN	DEM	I	\$1,585,647
27	BINGAMAN, JEFF	NM	DEM	I	\$1,575,045
28	WOO, S B	DE	DEM	C	\$1,538,719
29	MACKAY, BUDDY	FL	DEM	O	\$1,489,996
30	DECONCINI, DENNIS	AZ	DEM	I	\$1,478,898
31	WEICKER, LOWELL P JR	CT	REP	I	\$1,300,993
32	ENGELEITER, SUSAN S	WI	REP	O	\$1,207,665
33	GORTON, SLADE	WA	REP	O	\$1,175,342
34	CHAFEE, JOHN H	RI	REP	I	\$1,128,679
35	BOULTER, ELDON BEAU	TX	REP	C	\$1,125,783 <sup>8/</sup>
36	MITCHELL, GEORGE JOHN	ME	DEM	I	\$970,159
37	ROTH, WILLIAM V JR	DE	REP	I	\$965,753 <sup>8/</sup>
38	DOWDY, WAYNE	MS	DEM	O	\$929,718
39	LOWRY, MICHAEL E	WA	DEM	O	\$870,914
40	SARBANES, PAUL S	MD	DEM	I	\$725,229
41	BURDICK, QUENTIN N	ND	DEM	I	\$585,945
42	KOHL, HERB	WI	DEM	O	\$568,734
43	NIXON, JAY	MO	DEM	C	\$461,201
44	STRINDEN, EARL S	ND	REP	C	\$452,503
45	VIGNOLA, JOSEPH C	PA	DEM	C	\$444,916
46	WALLOP, MALCOLM	WY	REP	I	\$422,351
47	BURNS, CONRAD R	MT	REP	C	\$419,612
48	ANDERSEN, WILLIAM E	TN	REP	C	\$384,225
49	MALONE, JOSEPH DANIEL	MA	REP	C	\$379,639
50	KEYES, ALAN LEE	MD	REP	C	\$356,686

9 8 0 8 0 : 0 4 1 1 0

1987-88  
PRE-GENERAL

TOP 50 SENATE - CONTRIBUTIONS FROM PAC'S AND OTHER COMMITTEES

RANK	CANDIDATE	STATE	PARTY	INC CHL OPN	OTHER CMTE'S
*1	BENTSEN, SENATOR LLOYD	TX	DEM	I	\$2,144,016
2	WILSON, PETER B	CA	REP	I	\$1,598,290
3	SASSER, JAMES R	TN	DEM	I	\$1,287,027
4	LAUTENBERG, FRANK R	NJ	DEM	I	\$1,272,471
5	DURENBERGER, DAVE	MN	REP	I	\$1,239,932
6	HEINZ, JOHN	PA	REP	I	\$1,213,513
7	RIEGLE, DONALD W JR	MI	DEM	I	\$1,191,791
8	VOINOVICH, GEORGE V	OH	REP	C	\$1,151,016
9	HATCH, ORRIN G	UT	REP	I	\$1,054,213
10	DANFORTH, JOHN CLAGGETT	MO	REP	I	\$1,051,557
11	BINGAMAN, JEFF	NM	DEM	I	\$1,007,630
12	BURDICK, QUENTIN N	ND	DEM	I	\$989,824
13	CHAFEE, JOHN H	RI	REP	I	\$913,369
14	LOTT, TRENT	MS	REP	O	\$906,188
15	DECONCINI, DENNIS	AZ	DEM	I	\$886,445
16	METZENBAUM, HOWARD M	OH	DEM	I	\$884,180
17	BYRD, ROBERT CARLYLE	WV	DEM	I	\$869,054
18	DOWDY, WAYNE	MS	DEM	O	\$837,920 <sup>8/</sup>
19	MCCARTHY, LEO TARCISIUS	CA	DEM	C	\$800,229
20	MOYNIHAN, DANIEL PATRICK	NY	DEM	I	\$793,273
21	ROBB, CHARLES SPITTAL	VA	DEM	O	\$792,821
22	WALLOP, MALCOLM	WY	REP	I	\$772,820
23	WEICKER, LOWELL P JR	CT	REP	I	\$771,361
24	MELCHER, JOHN D	MT	DEM	I	\$761,110
25	ENGELEITER, SUSAN S	WI	REP	O	\$740,502
26	KARNES, DAVID	NE	REP	I	\$739,945
27	DAWKINS, PETER MILLER	NJ	REP	C	\$733,619
28	MITCHELL, GEORGE JOHN	ME	DEM	I	\$724,547
29	HECHT, CHIC	NV	REP	I	\$723,414
30	LUGAR, RICHARD G	IN	REP	I	\$707,236
31	ROTH, WILLIAM V JR	DE	REP	I	\$695,266
32	BRYAN, RICHARD H	NV	DEM	C	\$673,329
33	MACK, CONNIE	FL	REP	O	\$664,344
34	KERREY, JOSEPH ROBERT	NE	DEM	C	\$655,036
35	LICHT, RICHARD A	RI	DEM	C	\$605,452
36	JEFFORDS, JAMES M	VT	REP	O	\$590,493 <sup>8/</sup>
37	SARBANES, PAUL S	MD	DEM	I	\$587,649
38	GORTON, SLADE	WA	REP	O	\$559,517
39	MACKAY, BUDDY	FL	DEM	O	\$531,605
40	HUMPHREY, HUBERT H III	MN	DFL	C	\$483,819
41	LOWRY, MICHAEL E	WA	DEM	O	\$440,466
42	MATSUNAGA, SPARK M	HI	DEM	I	\$345,975
43	KENNEDY, EDWARD M	MA	DEM	I	\$320,777
44	NIXON, JAY	MO	DEM	C	\$226,031
45	STRINDEN, EARL S	ND	REP	C	\$209,563
46	BURNS, CONRAD R	MT	REP	C	\$161,078
47	VINICH, JOHN P	WY	DEM	.C	\$126,303
48	WICKES, JOHN F JR	IN	DEM	C	\$112,500
49	LIEBERMAN, JOSEPH I	CT	DEM	C	\$110,992
50	GRAY, WILLIAM BARTON	VT	DEM	O	\$98,450

38080111

\* Figure does not include \$117,500 refunded by the campaign.

1987-88  
PRE-GENERAL  
TOP 50 SENATE - DISBURSEMENTS

RANK	CANDIDATE	STATE	PARTY	INC CHL OPN	NET DISBURSE
1	WILSON, PETER B	CA	REP	I	\$10,868,068
2	VOINOVICH, GEORGE V	OH	REP	C	\$7,234,001
3	METZENBAUM, HOWARD M	OH	DEM	I	\$7,191,830
4	BENTSEN, SENATOR LLOYD	TX	DEM	I	\$6,623,626
5	DAWKINS, PETER MILLER	NJ	REP	C	\$6,293,975
6	KOHL, HERB	WI	DEM	O	\$5,391,755
7	MCCARTHY, LEO TARCISIUS	CA	DEM	C	\$5,351,301
8	LAUTENBERG, FRANK R	NJ	DEM	I	\$4,966,848
9	HEINZ, JOHN	PA	REP	I	\$4,517,538
10	DURENBERGER, DAVE	MN	REP	I	\$4,461,608
11	DANFORTH, JOHN CLAGGETT	MO	REP	I	\$3,717,143
12	MACK, CONNIE	FL	REP	O	\$3,671,292
13	MOYNIHAN, DANIEL PATRICK	NY	DEM	I	\$3,354,688
14	HATCH, ORRIN G	UT	REP	I	\$3,092,471
15	LOTT, TRENT	MS	REP	O	\$2,736,555
16	KARNES, DAVID	NE	REP	I	\$2,685,759
17	RIEGLE, DONALD W JR	MI	DEM	I	\$2,648,156
18	KERREY, JOSEPH ROBERT	NE	DEM	C	\$2,565,000
19	SASSER, JAMES R	TN	DEM	I	\$2,511,054
20	LUGAR, RICHARD G	IN	REP	I	\$2,428,829
21	HECHT, CHIC	NV	REP	I	\$2,380,568
22	LICHT, RICHARD A	RI	DEM	C	\$2,281,633
23	MACKAY, BUDDY	FL	DEM	O	\$2,260,782
24	CHAFEE, JOHN H	RI	REP	I	\$2,249,285
25	BINGAMAN, JEFF	NM	DEM	I	\$2,242,955
26	ROBB, CHARLES SPITTAL	VA	DEM	O	\$2,200,182
27	HUMPHREY, HUBERT H III	MN	DFL	C	\$2,070,914
28	BRYAN, RICHARD H	NV	DEM	C	\$1,971,480
29	DECONCINI, DENNIS	AZ	DEM	I	\$1,951,445
30	WEICKER, LOWELL P JR	CT	REP	I	\$1,925,742 <sup>8/</sup>
31	DOWDY, WAYNE	MS	DEM	O	\$1,902,023 <sup>8/</sup>
32	ENGELEITER, SUSAN S	WI	REP	O	\$1,900,587
33	KENNEDY, EDWARD M	MA	DEM	I	\$1,885,715
34	LIEBERMAN, JOSEPH I	CT	DEM	C	\$1,821,159
35	GORTON, SLADE	WA	REP	O	\$1,785,930
36	ROTH, WILLIAM V JR	DE	REP	I	\$1,683,870
37	BURDICK, QUENTIN N	ND	DEM	I	\$1,578,312
38	LOWRY, MICHAEL E	WA	DEM	O	\$1,484,522
39	WOO, S B	DE	DEM	C	\$1,476,745 <sup>8/</sup>
40	BOULTER, ELDON BEAU	TX	REP	C	\$1,248,712 <sup>8/</sup>
41	SARBANES, PAUL S	MD	DEM	I	\$1,106,845
42	MELCHER, JOHN D	MT	DEM	I	\$1,054,087
43	MITCHELL, GEORGE JOHN	ME	DEM	I	\$998,724
44	WALLOP, MALCOLM	WY	REP	I	\$964,694
45	NIXON, JAY	MO	DEM	C	\$809,810
46	JEFFORDS, JAMES M	VT	REP	O	\$785,302 <sup>8/</sup>
47	BYRD, ROBERT CARLYLE	WV	DEM	I	\$725,104
48	STRINDEN, EARL S	ND	REP	C	\$670,301
49	BURNS, CONRAD R	MT	REP	C	\$547,207
50	VALENTINE, WILLIAM R "BIL	NM	REP	C	\$545,614

8308020412

1987-88  
PRE-GENERAL  
TOP 50 SENATE - CASH-ON-HAND

RANK	CANDIDATE	STATE	PARTY	INC CHL OPN	CASH ON HAND
1	BENTSEN, SENATOR LLOYD	TX	DEM	I	\$1,814,081
2	MOYNIHAN, DANIEL PATRICK	NY	DEM	I	\$1,576,627
3	LAUTENBERG, FRANK R	NJ	DEM	I	\$1,549,680
4	RIEGLE, DONALD W JR	MI	DEM	I	\$1,427,261
5	KENNEDY, EDWARD M	MA	DEM	I	\$1,330,803
6	HEINZ, JOHN	PA	REP	I	\$947,107
7	DECONCINI, DENNIS	AZ	DEM	I	\$869,880
8	LUGAR, RICHARD G	IN	REP	I	\$856,710
9	METZENBAUM, HOWARD M	OH	DEM	I	\$853,523
10	MITCHELL, GEORGE JOHN	ME	DEM	I	\$810,847
11	ROBB, CHARLES SPITTAL	VA	DEM	O	\$750,563
12	BYRD, ROBERT CARLYLE	WV	DEM	I	\$743,925
13	KOHL, HERB	WI	DEM	O	\$741,253
14	WILSON, PETER B	CA	REP	I	\$692,684
15	DANFORTH, JOHN CLAGGETT	MO	REP	I	\$671,076
16	SASSER, JAMES R	TN	DEM	I	\$661,180
17	MATSUNAGA, SPARK M	HI	DEM	I	\$647,937
18	HATCH, ORRIN G	UT	REP	I	\$636,767
19	BRYAN, RICHARD H	NV	DEM	C	\$626,741
20	BINGAMAN, JEFF	NM	DEM	I	\$565,421
21	MCCARTHY, LEO TARCISIUS	CA	DEM	C	\$553,854
22	HECHT, CHIC	NV	REP	I	\$407,697
23	LOTT, TRENT	MS	REP	O	\$389,650
24	WALLOP, MALCOLM	WY	REP	I	\$388,326
25	WEICKER, LOWELL P JR	CT	REP	I	\$368,467
26	BURDICK, QUENTIN N	ND	DEM	I	\$368,093
27	CHAFEE, JOHN H	RI	REP	I	\$362,733
28	MACK, CONNIE	FL	REP	O	\$306,685
29	WOO, S B	DE	DEM	C	\$293,162
30	JEFFORDS, JAMES M	VT	REP	O	\$288,685
31	DAWKINS, PETER MILLER	NJ	REP	C	\$287,054
32	SARBANES, PAUL S	MD	DEM	I	\$272,428
33	VOINOVICH, GEORGE V	OH	REP	C	\$253,703
34	DURENBERGER, DAVE	MN	REP	I	\$242,042
35	ENGELEITER, SUSAN S	WI	REP	O	\$240,192
36	LICHT, RICHARD A	RI	DEM	C	\$210,279
37	MELCHER, JOHN D	MT	DEM	I	\$187,559
38	ROTH, WILLIAM V JR	DE	REP	I	\$175,716
39	GORTON, SLADE	WA	REP	O	\$170,880
40	KERREY, JOSEPH ROBERT	NE	DEM	C	\$169,164
41	KARNES, DAVID	NE	REP	I	\$156,880
42	LIEBERMAN, JOSEPH I	CT	DEM	C	\$148,890
43	HUMPHREY, HUBERT H III	MN	DFL	C	\$125,124
44	BURNS, CONRAD R	MT	REP	C	\$112,070
45	STRINDEN, EARL S	ND	REP	C	\$86,968
46	DOWDY, WAYNE	MS	DEM	O	\$76,987
47	MACKAY, BUDDY	FL	DEM	O	\$67,229
48	LOWRY, MICHAEL E	WA	DEM	O	\$38,678
49	KEYES, ALAN LEE	MD	REP	C	\$33,253
50	VALENTINE, WILLIAM R "BIL	NM	REP	C	\$32,968

33080:04113

1987-88  
PRE-GENERAL  
TOP 50 SENATE - DEBTS OWED

RANK	CANDIDATE	STATE	PARTY	INC CHL OPN	DEBTS OWED
1	LAUTENBERG, FRANK R	NJ	DEM	I	
2	HATCH, ORRIN G	UT	REP	I	\$3,465,123 <sup>9/</sup>
3	BINGAMAN, JEFF	NM	DEM	I	\$405,436
4	VALENTINE, WILLIAM R "BIL	NM	REP	C	\$285,518 <sup>9/</sup>
5	DUNN, JIM	MI	REP	C	\$270,230
6	WOO, S B	DE	DEM	C	\$266,067
7	KARNES, DAVID	NE	REP	I	\$153,651
8	LICHT, RICHARD A	RI	DEM	C	\$153,625
9	WILSON, PETER B	CA	REP	I	\$149,401
10	DURENBERGER, DAVE	MN	REP	I	\$142,154
11	ENGELEITER, SUSAN S	WI	REP	O	\$122,934
12	BENTSEN, SENATOR LLOYD	TX	DEM	I	\$110,838
13	BOULTER, ELDON BEAU	TX	REP	C	\$105,500
14	MACKAY, BUDDY	FL	DEM	O	\$101,511
15	MCMILLAN, ROBERT RALPH	NY	REP	C	\$99,520
16	MCCARTHY, LEO TARCISIUS	CA	DEM	C	\$90,300
17	DAWKINS, PETER MILLER	NJ	REP	C	\$85,686
18	LOWRY, MICHAEL E	WA	DEM	O	\$78,223
19	ANDERSEN, WILLIAM E	TN	REP	C	\$75,197
20	KOHL, HERB	WI	DEM	O	\$72,577
21	KERREY, JOSEPH ROBERT	NE	DEM	C	\$72,500
22	DEGREEN, KEITH PAUL	AZ	REP	C	\$71,784
23	DAWKINS, MAURICE A	VA	REP	O	\$69,729
24	NIXON, JAY	MO	DEM	C	\$47,359
25	GORTON, SLADE	WA	REP	O	\$44,378
26	BRYAN, RICHARD H	NV	DEM	C	\$43,773
27	GRAY, WILLIAM BARTON	VT	DEM	O	\$39,349
28	BURNS, CONRAD R	MT	REP	C	\$38,223
29	HUMPHREY, HUBERT H III	MN	DFL	C	\$35,270
30	MALONE, JOSEPH DANIEL	MA	REP	C	\$34,164
31	VINICH, JOHN P	WY	DEM	C	\$30,877
32	HUSTACE, MARIA	HI	REP	C	\$26,000
33	DOWDY, WAYNE	MS	DEM	O	\$23,000
34	WICKES, JOHN F JR	IN	DEM	C	\$20,640
35	WYMAN, JASPER S	ME	REP	C	\$17,912
36	LIEBERMAN, JOSEPH I	CT	DEM	C	\$16,373
37	WOLFE, MATTHEW JAY	WV	REP	C	\$11,490
38	VIGNOLA, JOSEPH C	PA	DEM	C	\$8,553
39	STRINDEN, EARL S	ND	REP	C	\$6,113
40	JACOBS, DICK M	MI	LIB	C	\$5,578
41	MITCHELL, CHARLENE	NY	IND	C	\$5,513
42	MANN, POLLY	MN	UNK	C	\$4,200
43	DECONCINI, DENNIS	AZ	DEM	I	\$4,000
44	SCHOOLLAND, KEN	HI	LIB	C	\$3,185
45	TOMPKINS, RICHARD HOWARD	AZ	LIB	C	\$216
					\$63

88080204114

1987-88  
PRE-GENERAL  
TOP 50 HOUSE - RECEIPTS

RANK	CANDIDATE	STATE	DIST	PARTY	INC CHL OPN	NET RECEIPTS
* 1	DORNAN, ROBERT KENNETH HO	CA	38	REP	I	\$1,411,433
2	DIOGUARDI, JOSEPH J	NY	20	REP	I	\$1,306,230
* 3	KENNEDY, JOSEPH P II	MA	8	DEM	I	\$1,281,638
4	HART, GARY K	CA	19	DEM	C	\$1,271,684
5	MOODY, JIM	WI	5	DEM	I	\$1,235,230 <sup>8/</sup>
6	CAMPBELL, THOMAS J	CA	12	REP	C	\$1,166,264
7	LAGOMARSINO, ROBERT	CA	19	REP	I	\$1,079,621
8	COURTER, JAMES A	NJ	12	REP	I	\$1,019,893
9	KOSTMAYER, PETER H	PA	8	DEM	I	\$963,250
10	SCHENKEN, JERRY	NE	2	REP	O	\$961,127
11	DELLUMS, RONALD V	CA	8	DEM	I	\$952,409
12	MILLER, JOHN	WA	1	REP	I	\$946,764
13	COX, CHRISTOPHER	CA	40	REP	O	\$892,331
14	PRICE, DAVID E	NC	4	DEM	I	\$866,161
15	LOWEY, NITA M	NY	20	DEM	C	\$864,144
16	ESHOO, ANNA G	CA	12	DEM	C	\$864,038
17	MATSUI, ROBERT T	CA	3	DEM	I	\$859,444
18	LEVINE, MEL	CA	27	DEM	I	\$849,320 <sup>12/</sup>
19	PATTERSON, ELIZABETH JOHN	SC	4	DEM	I	\$839,867 <sup>12/</sup>
20	BRYANT, JOHN WILEY	TX	5	DEM	I	\$814,802
21	TANNER, JOHN S	TN	8	DEM	O	\$806,112
22	MICHEL, ROBERT H	IL	18	REP	I	\$805,914
23	DOWNEY, THOMAS J	NY	2	DEM	I	\$794,282
24	ROSTENKOWSKI, DAN	IL	8	DEM	I	\$784,038
25	HILER, JOHN PATRICK	IN	3	REP	I	\$775,201
26	SOLARZ, STEPHEN J	NY	13	DEM	I	\$769,960
27	CHAPPELL, WILLIAM VENROE	FL	4	DEM	I	\$766,564
28	MCEWEN, BOB	OH	6	REP	I	\$765,753 <sup>8/</sup>
29	JOHNSTON, HARRY A II	FL	14	DEM	O	\$764,934
30	BENTLEY, HELEN DELICH	MD	2	REP	I	\$764,085
31	GOSS, PORTER JOHNSTON	FL	13	REP	O	\$754,561
32	COELHO, ANTHONY LEE	CA	15	DEM	I	\$735,235
33	HOAGLAND, PETER	NE	2	DEM	O	\$731,525
34	WOLF, FRANK R	VA	10	REP	I	\$727,856
35	WRIGHT, JAMES C JR	TX	12	DEM	I	\$722,366
36	SCHUETTE, WILLIAM D	MI	10	REP	I	\$715,748
37	SLAUGHTER, LOUISE MCINTOS	NY	30	DEM	I	\$709,343
38	EMERSON, N WILLIAM	MO	8	REP	I	\$705,580
39	MORELLA, CONSTANCE A	MD	8	REP	I	\$704,696
40	GINGRICH, NEWTON LEROY	GA	6	REP	I	\$691,636
41	RITTER, DONALD L	PA	15	REP	I	\$681,522
42	PURSELL, CARL D	MI	2	REP	I	\$678,625
43	MCMILLEN, C THOMAS	MD	4	DEM	I	\$675,086
44	JONTZ, JAMES	IN	5	DEM	I	\$673,222
45	BARTON, JOE CONGRESSMAN	TX	6	REP	I	\$672,587
46	ESPY, ALPHONSO MICHAEL	MS	2	DEM	I	\$671,798
47	FOLEY, THOMAS S	WA	5	DEM	I	\$662,652
48	BARTLETT, STEVE	TX	3	REP	I	\$660,302
49	ALEXANDER, WILLIAM VOLLIE	AR	1	DEM	I	\$657,122
50	OAKAR, MARY ROSE	OH	20	DEM	I	\$654,906

8809010415

\* Some of this activity relates to previous campaign.



1987-88  
PRE-GENERAL  
TOP 50 HOUSE - CONTRIBUTIONS FROM INDIVIDUALS

RANK	CANDIDATE	STATE	DIST	PARTY	INC CHL OPN	INDIV CONTRIB
* 1	DORNAN, ROBERT KENNETH HO	CA	38	REP	I	\$1,265,741
* 2	KENNEDY, JOSEPH P II	MA	8	DEM	I	\$1,003,053
3	CAMPBELL, THOMAS J	CA	12	REP	C	\$1,001,116
4	DIOGUARDI, JOSEPH J	NY	20	REP	I	\$950,241
5	COURTER, JAMES A	NJ	12	REP	I	\$852,629
6	HART, GARY K	CA	19	DEM	C	\$815,411
7	LAGOMARSINO, ROBERT	CA	19	REP	I	\$752,327
8	SCHENKEN, JERRY	NE	2	REP	O	\$687,301
9	DELLUMS, RONALD V	CA	8	DEM	I	\$685,580
10	COX, CHRISTOPHER	CA	40	REP	O	\$663,756
11	SOLARZ, STEPHEN J	NY	13	DEM	I	\$644,364
12	MCEWEN, BOB	OH	6	REP	I	\$600,216 <sup>8/</sup>
13	GOSS, PORTER JOHNSTON	FL	13	REP	O	\$594,290
14	KOSTMAYER, PETER H	PA	8	DEM	I	\$578,987
15	LEVINE, MEL	CA	27	DEM	I	\$568,571
16	TANNER, JOHN S	TN	8	DEM	O	\$563,037
17	MOODY, JIM	WI	5	DEM	I	\$533,059 <sup>8/</sup>
18	FETZER, TOM	NC	4	REP	C	\$505,030
19	JOHNSTON, HARRY A II	FL	14	DEM	O	\$499,075
20	BENTLEY, HELEN DELICH	MD	2	REP	I	\$483,335
21	GINGRICH, NEWTON LEROY	GA	6	REP	I	\$474,211
22	WOLF, FRANK R	VA	10	REP	I	\$470,484
23	HILER, JOHN PATRICK	IN	3	REP	I	\$444,384
24	MILLER, JOHN	WA	1	REP	I	\$443,316
25	PRICE, DAVID E	NC	4	DEM	I	\$442,486
26	PURSELL, CARL D	MI	2	REP	I	\$437,843
27	ESHOO, ANNA G	CA	12	DEM	C	\$433,560
28	DOWNNEY, THOMAS J	NY	2	DEM	I	\$430,092
29	LOWEY, NITA M	NY	20	DEM	C	\$427,310
30	SCHUETTE, WILLIAM D	MI	10	REP	I	\$424,217
31	MARKEY, EDWARD JOHN	MA	7	DEM	I	\$416,795
32	POLLACK, LANA	MI	2	DEM	C	\$416,242
33	GREEN, BILL	NY	15	REP	I	\$416,041
34	MORELLA, CONSTANCE A	MD	8	REP	I	\$414,098
35	CRANE, PHILIP MILLER	IL	12	REP	I	\$413,394
36	BARTLETT, STEVE	TX	3	REP	I	\$411,595
37	AZZOLINA, JOSEPH	NJ	3	REP	O	\$410,025
38	SHAYS, CHRISTOPHER	CT	4	REP	I	\$402,883
39	PARRIS, STANFORD E	VA	8	REP	I	\$399,199
40	GEJDENSON, SAMUEL	CT	2	DEM	I	\$398,962
41	BARTON, JOE CONGRESSMAN	TX	6	REP	I	\$394,672
42	CHAPPELL, WILLIAM VENROE	FL	4	DEM	I	\$390,623
43	WEBER, VIN	MN	2	REP	I	\$390,484
44	RITTER, DONALD L	PA	15	REP	I	\$390,117
45	TORRICELLI, ROBERT G	NJ	9	DEM	I	\$373,223
46	BITTERMAN, MARY GAYLE FOL	HI	1	DEM	C	\$370,294
47	DOUGLAS, CHARLES G III	NH	2	REP	O	\$365,836
48	COBLE, JOHN HOWARD	NC	6	REP	I	\$365,729
49	SAIKI, PATRICIA FUKUDA	HI	1	REP	I	\$365,097
50	SMITH, LAMAR	TX	21	REP	I	\$364,056

38080:04116

\* Some of this activity relates to previous campaign.

1987-88  
PRE-GENERAL  
TOP 50 HOUSE - CONTRIBUTIONS FROM PAC'S AND OTHER COMMITTEES

RANK	CANDIDATE	STATE	DIST	PARTY	INC CHL OPN	OTHER CMTE'S
1	MICHEL, ROBERT H	IL	18	REP	I	\$523,466
2	MOODY, JIM	WI	5	DEM	I	\$482,403 <sup>8/</sup>
3	FOLEY, THOMAS S	WA	5	DEM	I	\$456,248
4	JONTZ, JAMES	IN	5	DEM	I	\$440,604
5	MATSUI, ROBERT T	CA	3	DEM	I	\$435,191
6	DORGAN, BYRON L	ND	0	DEM	I	\$430,796
7	DINGELL, JOHN D	MI	16	DEM	I	\$425,642
8	HART, GARY K	CA	19	DEM	C	\$408,248
9	PRICE, DAVID E	NC	4	DEM	I	\$403,195
10	FLIPPO, RONNIE GENE	AL	5	DEM	I	\$392,410
11	ROSTENKOWSKI, DAN	IL	8	DEM	I	\$382,048
12	SKAGGS, DAVID E	CO	2	DEM	I	\$380,095
13	QUILLEN, JAMES HENRY	TN	1	REP	I	\$379,500
14	ESPY, ALPHONSO MICHAEL	MS	2	DEM	I	\$379,140
15	OWENS, WAYNE	UT	2	DEM	I	\$375,810
16	OAKAR, MARY ROSE	OH	20	DEM	I	\$366,078
17	DYSON, ROY CONGRESSMAN	MD	1	DEM	I	\$364,356
18	MCMILLEN, C THOMAS	MD	4	DEM	I	\$363,293
19	KOSTMAYER, PETER H	PA	8	DEM	I	\$358,163
20	SLAUGHTER, LOUISE MCINTOS	NY	30	DEM	I	\$354,114
21	COELHO, ANTHONY LEE	CA	15	DEM	I	\$352,556
22	BRYANT, JOHN WILEY	TX	5	DEM	I	\$351,757
23	WARD, THOMAS W	IN	3	DEM	C	\$347,658
24	GRAY, WILLIAM H III	PA	2	DEM	I	\$347,052
25	HUBBARD, CARROLL JR	KY	1	DEM	I	\$346,363
26	NAGLE, DAVID R	IA	3	DEM	I	\$342,133
27	ESHOO, ANNA G	CA	12	DEM	C	\$340,534
28	NEAL, STEPHEN L	NC	5	DEM	I	\$337,850
29	ANDREWS, MICHAEL ALLEN	TX	25	DEM	I	\$337,585
30	PATTERSON, ELIZABETH JOHN	SC	4	DEM	I	\$336,940
31	FAZIO, VIC	CA	4	DEM	I	\$335,333
32	CHAPPELL, WILLIAM VENROE	FL	4	DEM	I	\$334,500
33	DERRICK, BUTLER C JR	SC	3	DEM	I	\$328,141
34	LELAND, GEORGE T "MICKEY"	TX	18	DEM	I	\$326,925
35	HOCHBRUECKNER, GEORGE J	NY	1	DEM	I	\$326,761
36	RANGEL, CHARLES B	NY	16	DEM	I	\$326,150
37	SIKORSKI, GERRY	MN	6	DFL	I	\$325,297
38	LENT, NORMAN FREDERICK	NY	4	REP	I	\$322,679
39	ST GERMAIN, FERNAND J	RI	1	DEM	I	\$318,456
40	DOWNEY, THOMAS J	NY	2	DEM	I	\$317,511
41	GIBBONS, SAM M	FL	7	DEM	I	\$317,237
42	RUSSO, MARTIN A	IL	3	DEM	I	\$314,601
43	EMERSON, N WILLIAM	MO	8	REP	I	\$314,082
44	DIOGUARDI, JOSEPH J	NY	20	REP	I	\$314,079
45	MCCLOSKEY, FRANK	IN	8	DEM	I	\$311,908
46	FLORIO, JAMES JOSEPH	NJ	1	DEM	I	\$308,560
47	ALEXANDER, WILLIAM VOLLIE	AR	1	DEM	I	\$304,699
48	BOUCHER, FREDERICK CARLYL	VA	9	DEM	I	\$301,150
49	AUCOIN, LES	OR	1	DEM	I	\$300,200
50	STARK, FORTNEY HILLMAN JR	CA	9	DEM	I	\$298,028

88080:U4117

1987-88  
PRE-GENERAL  
TOP 50 HOUSE - DISBURSEMENTS

RANK	CANDIDATE	STATE	DIST	PARTY	INC CHL OPN	NET DISBURSE
* 1	DORNAN, ROBERT KENNETH HO	CA	38	REP	I	\$1,308,011
2	LAGOMARSINO, ROBERT	CA	19	REP	I	\$1,201,366
3	MOODY, JIM	WI	5	DEM	I	\$1,168,488 <sup>8/</sup>
* 4	KENNEDY, JOSEPH P II	MA	8	DEM	I	\$1,157,087
5	COURTER, JAMES A	NJ	12	REP	I	\$1,127,667
6	CAMPBELL, THOMAS J	CA	12	REP	C	\$1,115,489
7	HART, GARY K	CA	19	DEM	C	\$1,090,599
8	DIOGUARDI, JOSEPH J	NY	20	REP	I	\$1,011,853
9	DELLUMS, RONALD V	CA	8	DEM	I	\$979,408
10	KOSTMAYER, PETER H	PA	8	DEM	I	\$918,337
11	SCHENKEN, JERRY	NE	2	REP	O	\$895,022
12	CHAPPELL, WILLIAM VENROE	FL	4	DEM	I	\$872,968
13	COX, CHRISTOPHER	CA	40	REP	O	\$853,455
14	ESHOO, ANNA G	CA	12	DEM	C	\$853,073
15	MILLER, JOHN	WA	1	REP	I	\$846,400
16	BARTLETT, STEVE	TX	3	REP	I	\$830,743
17	MCEWEN, BOB	OH	6	REP	I	\$819,976 <sup>8/</sup>
18	WRIGHT, JAMES C JR	TX	12	DEM	I	\$798,983
19	TANNER, JOHN S	TN	8	DEM	O	\$779,477
20	LOWEY, NITA M	NY	20	DEM	C	\$753,102
21	COELHO, ANTHONY LEE	CA	15	DEM	I	\$752,915
22	PRICE, DAVID E	NC	4	DEM	I	\$749,983
23	PATTERSON, ELIZABETH JOHN	SC	4	DEM	I	\$745,940 <sup>12/</sup>
24	MURRAY, THOMAS JAMES	OH	5	DEM	O	\$741,613
25	MICHEL, ROBERT H	IL	18	REP	I	\$740,987
26	OAKAR, MARY ROSE	OH	20	DEM	I	\$736,019
27	GOSS, PORTER JOHNSTON	FL	13	REP	O	\$716,136
28	HILER, JOHN PATRICK	IN	3	REP	I	\$710,575
29	SLAUGHTER, LOUISE MCINTOS	NY	30	DEM	I	\$707,930
30	HOAGLAND, PETER	NE	2	DEM	O	\$675,046
31	JOHNSTON, HARRY A II	FL	14	DEM	O	\$646,945
32	TAUZIN, WILBERT JOSEPH II	LA	3	DEM	I	\$643,004
33	ALEXANDER, WILLIAM VOLLIE	AR	1	DEM	I	\$640,427
34	PURSELL, CARL D	MI	2	REP	I	\$630,574
35	RITTER, DONALD L	PA	15	REP	I	\$624,344
36	ST GERMAIN, FERNAND J	RI	1	DEM	I	\$600,967
37	GILLMOR, PAUL E	OH	5	REP	O	\$600,795
38	COBLE, JOHN HOWARD	NC	6	REP	I	\$596,587
39	GRAY, WILLIAM H III	PA	2	DEM	I	\$592,744
40	GINGRICH, NEWTON LEROY	GA	6	REP	I	\$586,177
41	NEAL, STEPHEN L	NC	5	DEM	I	\$583,270
42	OWENS, WAYNE	UT	2	DEM	I	\$579,468
43	PARKER, PAUL MICHAEL "MIK	MS	4	DEM	O	\$576,299
44	DORGAN, BYRON L	ND	0	DEM	I	\$572,973
45	ASPIN, LES	WI	1	DEM	I	\$572,898
46	FETZER, TOM	NC	4	REP	C	\$572,391
47	MUELLER, MARGARET R	OH	11	REP	C	\$566,649
48	ESPY, ALPHONSO MICHAEL	MS	2	DEM	I	\$564,834
49	BENTLEY, HELEN DELICH	MD	2	REP	I	\$564,534
50	SWINDALL, PATRICK L	GA	4	REP	I	\$559,050

88080:04118

\* Some of this activity relates to previous campaign.

1987-88  
 PRE-GENERAL  
 TOP 50 HOUSE - CASH-ON-HAND

RANK	CANDIDATE	STATE	DIST	PARTY	INC CHL OPN	CASH ON HAND
1	DREIER, DAVID T	CA	33	REP	I	\$1,263,087
2	SOLARZ, STEPHEN J	NY	13	DEM	I	\$1,117,545
3	ROSTENKOWSKI, DAN	IL	8	DEM	I	\$1,031,043
4	RINALDO, MATTHEW J	NJ	7	REP	I	\$813,566
5	LEVINE, MEL	CA	27	DEM	I	\$811,601
6	FLIPPO, RONNIE GENE	AL	5	DEM	I	\$793,318
7	SCHUMER, CHARLES E	NY	10	DEM	I	\$731,405
8	QUILLEN, JAMES HENRY	TN	1	REP	I	\$685,828
9	MATSUI, ROBERT T	CA	3	DEM	I	\$679,643
10	HOPKINS, LARRY JONES	KY	6	REP	I	\$678,660
11	ARCHER, WILLIAM R JR	TX	7	REP	I	\$646,254
12	MOORHEAD, CARLOS JOHN	CA	22	REP	I	\$642,396
13	TORRICELLI, ROBERT G	NJ	9	DEM	I	\$611,280
14	DOWNEY, THOMAS J	NY	2	DEM	I	\$606,231
15	FASCELL, DANTE B	FL	19	DEM	I	\$602,692
16	GIBBONS, SAM M	FL	7	DEM	I	\$599,185
17	BROOMFIELD, WILLIAM S	MI	18	REP	I	\$570,489
18	FOLEY, THOMAS S	WA	5	DEM	I	\$569,906
19	LENT, NORMAN FREDERICK	NY	4	REP	I	\$566,166
20	ANDREWS, MICHAEL ALLEN	TX	25	DEM	I	\$526,939
21	BARNARD, DRUIE DOUGLAS JR	GA	10	DEM	I	\$524,518
22	BEVILL, TOM	AL	4	DEM	I	\$519,935
23	JENKINS, EDGAR L	GA	9	DEM	I	\$509,699
24	LANTOS, THOMAS P	CA	11	DEM	I	\$480,749
25	LEATH, JAMES MARVIN	TX	11	DEM	I	\$478,601
26	ROE, ROBERT	NJ	8	DEM	I	\$469,414
27	NICHOLS, BILL	AL	3	DEM	I	\$460,288
28	DONNELLY, BRIAN	MA	11	DEM	I	\$450,864
29	MARKEY, EDWARD JOHN	MA	7	DEM	I	\$438,328
30	DICKINSON, WILLIAM LOUIS	AL	2	REP	I	\$435,995
31	MILLER, GEORGE	CA	7	DEM	I	\$433,863
32	MADIGAN, EDWARD R	IL	15	REP	I	\$433,669
33	BROOKS, JACK	TX	9	DEM	I	\$428,517
34	WHITTAKER, ROBERT R "BOB"	KS	5	REP	I	\$418,960
35	LAFALCE, JOHN J	NY	32	DEM	I	\$413,023
36	WYDEN, RONALD LEE	OR	3	DEM	I	\$410,034
37	FRENZEL, BILL	MN	3	REP	I	\$408,292
38	BRYANT, JOHN WILEY	TX	5	DEM	I	\$402,197
39	RAHALL, NICK J II M C	WV	4	DEM	I	\$395,750
40	PARRIS, STANFORD E	VA	8	REP	I	\$393,224
41	GRADISON, WILLIS D JR	OH	2	REP	I	\$391,540
42	YOUNG, C W BILL	FL	8	REP	I	\$390,650
43	FAZIO, VIC	CA	4	DEM	I	\$385,579
44	BRUCE, TERRY L	IL	19	DEM	I	\$382,449
45	ANTHONY, BERYL F JR	AR	4	DEM	I	\$380,314
46	MINETA, NORMAN Y	CA	13	DEM	I	\$378,503
47	MCDADE, JOSEPH M	PA	10	REP	I	\$369,920
48	RANGEL, CHARLES B	NY	16	DEM	I	\$367,162
49	HAMMERSCHMIDT, JOHN PAUL	AR	3	REP	I	\$361,677
50	ROSE, CHARLES G III	NC	7	DEM	I	\$353,736

83080204119

1987-88  
PRE-GENERAL  
TOP 50 HOUSE - DEBTS OWED

RANK	CANDIDATE	STATE	DIST	PARTY	INC CHL OPN	DEBTS OWED
1	MUELLER, MARGARET R	OH	11	REP	C	\$493,823
2	COX, CHRISTOPHER	CA	40	REP	O	\$356,486
3	LOWEY, NITA M	NY	20	DEM	C	\$350,000
4	SISISKY, NORMAN	VA	4	DEM	I	\$349,183
5	PAYNE, LEWIS F JR	VA	5	DEM	I	\$303,320
6	HAYES, JAMES ALISON	LA	7	DEM	I	\$280,424
7	HOAGLAND, PETER	NE	2	DEM	O	\$266,915
8	PARKER, PAUL MICHAEL "MIK	MS	4	DEM	O	\$240,235
9	GREEN, BILL	NY	15	REP	I	\$237,000
10	MILLER, JOHN	WA	1	REP	I	\$211,000
11	SPRATT, JOHN M JR	SC	5	DEM	I	\$181,500
12	SCHEUER, JAMES H	NY	8	DEM	I	\$159,250
13	JAMES, CRAIG TAYLOR	FL	4	REP	C	\$150,000
14	PATTERSON, ELIZABETH JOHN	SC	4	DEM	I	\$146,000
15	TAYLOR, CHARLES H	NC	11	REP	C	\$145,436
16	ADAMS, KENNETH MAHLON	FL	14	REP	O	\$131,217
17	MORGENTHAU, RUTH S	RI	2	DEM	C	\$130,731
18	SCHENKEN, JERRY	NE	2	REP	O	\$130,000
19	GRANDY, FREDERICK LAWRENC	IA	6	REP	I	\$126,271
20	MOODY, JIM	WI	5	DEM	I	\$122,361
21	GRAY, LYONS	NC	5	REP	C	\$107,495
22	MCMILLEN, C THOMAS	MD	4	DEM	I	\$107,004
23	MACHTLEY, RONALD KEITH	RI	1	REP	C	\$106,801
24	ESHOO, ANNA G	CA	12	DEM	C	\$106,259
25	BITTERMAN, MARY GAYLE FOL	HI	1	DEM	C	\$103,241
26	HOWARD, EDWARD L	PA	8	REP	C	\$98,968
27	CAMPBELL, THOMAS J	CA	12	REP	C	\$91,589
28	LAUGHLIN, GREGORY HAINES	TX	14	DEM	C	\$86,128
29	ROHRBACHER, DANA	CA	42	REP	O	\$85,942
30	LANDAU, DAVID EDWARD	PA	7	DEM	C	\$85,691
31	HOUGHTON, AMORY	NY	34	REP	I	\$84,356
32	BALLENGER, THOMAS CASS	NC	10	REP	I	\$84,000
33	GRUENSTEIN, PETER	AK	0	DEM	C	\$82,479
34	GOSS, PORTER JOHNSTON	FL	13	REP	O	\$79,908
35	ENGEL, ELIOT LANCE	NY	19	DEM	O	\$75,985
36	SWEENEY, DAVID MCCANN "MA	TX	14	REP	I	\$75,948
37	OLIN, JAMES R	VA	6	DEM	I	\$75,776
38	COKER, HAROLD L	TN	3	REP	C	\$73,000
39	STEARNS, CLIFFORD B	FL	6	REP	O	\$69,050
40	BRYAN, JON LANCE	MA	10	REP	C	\$69,000
41	REYES, JO ANN	TX	26	DEM	C	\$65,767
42	SANGMEISTER, GEORGE EDWAR	IL	4	DEM	C	\$65,119
43	YUDELSON, JERRY M	CA	38	DEM	C	\$64,870
44	SMITH, ROBERT C	NH	1	REP	I	\$59,300
45	KRAPF, JAMES P	DE	0	REP	C	\$58,104
46	COOPER, JAMES H S	TN	4	DEM	I	\$57,696
47	FLORIO, JAMES JOSEPH	NJ	1	DEM	I	\$56,510
48	FETZER, TOM	NC	4	REP	C	\$55,805
49	GELPI, MICHAEL A	OH	12	IND	C	\$55,636
50	GILLMOR, PAUL E	OH	5	REP	O	\$55,000

R 8 0 8 0 : 0 4 1 2 0

1987-88  
PRE-GENERAL  
TOP 50 HOUSE INCUMBENTS - RECEIPTS

RANK	CANDIDATE	STATE	DIST	PARTY	INC CHL OPN	NET RECEIPTS
* 1	DORNAN, ROBERT KENNETH HO	CA	38	REP	I	\$1,411,433
2	DIOGUARDI, JOSEPH J	NY	20	REP	I	\$1,306,230.
* 3	KENNEDY, JOSEPH P II	MA	8	DEM	I	\$1,281,638 <sup>8/</sup>
4	MOODY, JIM	WI	5	DEM	I	\$1,235,230
5	LAGOMARSINO, ROBERT	CA	19	REP	I	\$1,079,621
6	COURTER, JAMES A	NJ	12	REP	I	\$1,019,893
7	KOSTMAYER, PETER H	PA	8	DEM	I	\$963,250
8	DELLUMS, RONALD V	CA	8	DEM	I	\$952,409
9	MILLER, JOHN	WA	1	REP	I	\$946,764
10	PRICE, DAVID E	NC	4	DEM	I	\$866,161
11	MATSUI, ROBERT T	CA	3	DEM	I	\$859,444
12	LEVINE, MEL	CA	27	DEM	I	\$849,320
13	PATTERSON, ELIZABETH JOHN	SC	4	DEM	I	\$839,867 <sup>12/</sup>
14	BRYANT, JOHN WILEY	TX	5	DEM	I	\$814,802
15	MICHEL, ROBERT H	IL	18	REP	I	\$805,914
16	DOWNNEY, THOMAS J	NY	2	DEM	I	\$794,282
17	ROSTENKOWSKI, DAN	IL	8	DEM	I	\$784,038
18	HILER, JOHN PATRICK	IN	3	REP	I	\$775,201
19	SOLARZ, STEPHEN J	NY	13	DEM	I	\$769,960
20	CHAPPELL, WILLIAM VENROE	FL	4	DEM	I	\$766,564
21	MCEWEN, BOB	OH	6	REP	I	\$765,753 <sup>8/</sup>
22	BENTLEY, HELEN DELICH	MD	2	REP	I	\$764,085
23	COELHO, ANTHONY LEE	CA	15	DEM	I	\$735,235
24	WOLF, FRANK R	VA	10	REP	I	\$727,856
25	WRIGHT, JAMES C JR	TX	12	DEM	I	\$722,366
26	SCHUETTE, WILLIAM D	MI	10	REP	I	\$715,748
27	SLAUGHTER, LOUISE MCINTOS	NY	30	DEM	I	\$709,343
28	EMERSON, N WILLIAM	MO	8	REP	I	\$705,580
29	MORELLA, CONSTANCE A	MD	8	REP	I	\$704,696
30	GINGRICH, NEWTON LEROY	GA	6	REP	I	\$691,636
31	RITTER, DONALD L	PA	15	REP	I	\$681,522
32	PURSELL, CARL D	MI	2	REP	I	\$678,625
33	MCMILLEN, C THOMAS	MD	4	DEM	I	\$675,086
34	JONTZ, JAMES	IN	5	DEM	I	\$673,222
35	BARTON, JOE CONGRESSMAN	TX	6	REP	I	\$672,587
36	ESPY, ALPHONSO MICHAEL	MS	2	DEM	I	\$671,798
37	FOLEY, THOMAS S	WA	5	DEM	I	\$662,652
38	BARTLETT, STEVE	TX	3	REP	I	\$660,302
39	ALEXANDER, WILLIAM VOLLIE	AR	1	DEM	I	\$657,122
40	OAKAR, MARY ROSE	OH	20	DEM	I	\$654,906
41	AUCOIN, LES	OR	1	DEM	I	\$641,371
** 42	PELOSI, NANCY	CA	5	DEM	I	\$633,649
43	DORGAN, BYRON L	ND	0	DEM	I	\$633,544
44	FLORIO, JAMES JOSEPH	NJ	1	DEM	I	\$632,105
45	WEBER, VIN	MN	2	REP	I	\$626,425
46	BUECHNER, JOHN W JACK	MO	2	REP	I	\$625,767
47	FLIPPO, RONNIE GENE	AL	5	DEM	I	\$622,621
48	COBLE, JOHN HOWARD	NC	6	REP	I	\$620,013
49	PARRIS, STANFORD E	VA	8	REP	I	\$611,465
50	SKAGGS, DAVID E	CO	2	DEM	I	\$607,036

\* Some of this activity relates to previous campaign.  
\*\* Does not include special election activity.

8 8 0 8 0 ; 0 4 1 2 1

1987-88  
PRE-GENERAL  
TOP 50 HOUSE INCUMBENTS - CONTRIBUTIONS FROM INDIVIDUALS

RANK	CANDIDATE	STATE	DIST	PARTY	INC CHL OPN	INDIV CONTRIB
* 1	DORNAN, ROBERT KENNETH HO	CA	38	REP	I	\$1,265,741
* 2	KENNEDY, JOSEPH P II	MA	8	DEM	I	\$1,003,053
3	DIOGUARDI, JOSEPH J	NY	20	REP	I	\$950,241
4	COURTER, JAMES A	NJ	12	REP	I	\$852,629
5	LAGOMARSINO, ROBERT	CA	19	REP	I	\$752,327
6	DELLUMS, RONALD V	CA	8	DEM	I	\$685,580
7	SOLARZ, STEPHEN J	NY	13	DEM	I	\$644,364
8	MCEWEN, BOB	OH	6	REP	I	\$600,216 8/
9	KOSTMAYER, PETER H	PA	8	DEM	I	\$578,987
10	LEVINE, MEL	CA	27	DEM	I	\$568,571 8/
11	MOODY, JIM	WI	5	DEM	I	\$533,059
12	BENTLEY, HELEN DELICH	MD	2	REP	I	\$483,335
13	GINGRICH, NEWTON LEROY	GA	6	REP	I	\$474,211
14	WOLF, FRANK R	VA	10	REP	I	\$470,484
15	HILER, JOHN PATRICK	IN	3	REP	I	\$444,384
16	MILLER, JOHN	WA	1	REP	I	\$443,316
17	PRICE, DAVID E	NC	4	DEM	I	\$442,486
18	PURSELL, CARL D	MI	2	REP	I	\$437,843
19	DOWNEY, THOMAS J	NY	2	DEM	I	\$430,092
20	SCHUETTE, WILLIAM D	MI	10	REP	I	\$424,217
21	MARKEY, EDWARD JOHN	MA	7	DEM	I	\$416,795
22	GREEN, BILL	NY	15	REP	I	\$416,041
23	MORELLA, CONSTANCE A	MD	8	REP	I	\$414,098
24	CRANE, PHILIP MILLER	IL	12	REP	I	\$413,394
25	BARTLETT, STEVE	TX	3	REP	I	\$411,595
** 26	SHAYS, CHRISTOPHER	CT	4	REP	I	\$402,883
27	PARRIS, STANFORD E	VA	8	REP	I	\$399,199
28	GEJDENSON, SAMUEL	CT	2	DEM	I	\$398,962
29	BARTON, JOE CONGRESSMAN	TX	6	REP	I	\$394,672
30	CHAPPELL, WILLIAM VENROE	FL	4	DEM	I	\$390,623
31	WEBER, VIN	MN	2	REP	I	\$390,484
32	RITTER, DONALD L	PA	15	REP	I	\$390,117
33	TORRICELLI, ROBERT G	NJ	9	DEM	I	\$373,223
34	COBLE, JOHN HOWARD	NC	6	REP	I	\$365,729
35	SAIKI, PATRICIA FUKUDA	HI	1	REP	I	\$365,097
36	SMITH, LAMAR	TX	21	REP	I	\$364,056
37	EMERSON, N WILLIAM	MO	8	REP	I	\$361,619
38	HERGER, WALTER WILLIAM (W	CA	2	REP	I	\$356,503
39	COELHO, ANTHONY LEE	CA	15	DEM	I	\$355,181
** 40	PELOSI, NANCY	CA	5	DEM	I	\$354,295
41	MATSUI, ROBERT T	CA	3	DEM	I	\$344,269
42	HOUGHTON, AMORY	NY	34	REP	I	\$341,319
43	ATKINS, CHESTER GREENOUGH	MA	5	DEM	I	\$339,308
44	GALLO, DEAN A	NJ	11	REP	I	\$334,825
45	ROSTENKOWSKI, DAN	IL	8	DEM	I	\$333,374
46	SLAUGHTER, LOUISE MCINTOS	NY	30	DEM	I	\$327,828
47	BUNNING, JIM	KY	4	REP	I	\$322,805
48	FLORIO, JAMES JOSEPH	NJ	1	DEM	I	\$318,233
49	VUCANOVICH, BARBARA F	NV	2	REP	I	\$312,480
50	SMITH, LAWRENCE JACK	FL	16	DEM	I	\$312,181

\* Some of this activity relates to previous campaign.

\*\* Does not include Special Election activity.

1987-88  
PRE-GENERAL

TOP 50 HOUSE INCUMBENTS - CONTRIBUTIONS FROM PAC'S AND OTHER COMMITTEES

RANK	CANDIDATE	STATE	DIST	PARTY	INC CHL OPN	OTHER CMTE'S
1	MICHEL, ROBERT H	IL	18	REP	I	\$523,466
2	MOODY, JIM	WI	5	DEM	I	\$482,403 <sup>8/</sup>
3	FOLEY, THOMAS S	WA	5	DEM	I	\$456,248
4	JONTZ, JAMES	IN	5	DEM	I	\$440,604
5	MATSUI, ROBERT T	CA	3	DEM	I	\$435,191
6	DORGAN, BYRON L	ND	0	DEM	I	\$430,796
7	DINGELL, JOHN D	MI	16	DEM	I	\$425,642
8	PRICE, DAVID E	NC	4	DEM	I	\$403,195
9	FLIPPO, RONNIE GENE	AL	5	DEM	I	\$392,410
10	ROSTENKOWSKI, DAN	IL	8	DEM	I	\$382,048
11	SKAGGS, DAVID E	CO	2	DEM	I	\$380,095
12	QUILLEN, JAMES HENRY	TN	1	REP	I	\$379,500
13	ESPY, ALPHONSO MICHAEL	MS	2	DEM	I	\$379,140
14	OWENS, WAYNE	UT	2	DEM	I	\$375,810
15	OAKAR, MARY ROSE	OH	20	DEM	I	\$366,078
16	DYSON, ROY CONGRESSMAN	MD	1	DEM	I	\$364,356
17	MCMILLEN, C THOMAS	MD	4	DEM	I	\$363,293
18	KOSTMAYER, PETER H	PA	8	DEM	I	\$358,163
19	SLAUGHTER, LOUISE MCINTOS	NY	30	DEM	I	\$354,114
20	COELHO, ANTHONY LEE	CA	15	DEM	I	\$352,556
21	BRYANT, JOHN WILEY	TX	5	DEM	I	\$351,757
22	GRAY, WILLIAM H III	PA	2	DEM	I	\$347,052
23	HUBBARD, CARROLL JR	KY	1	DEM	I	\$346,363
24	NAGLE, DAVID R	IA	3	DEM	I	\$342,133
25	NEAL, STEPHEN L	NC	5	DEM	I	\$337,850
26	ANDREWS, MICHAEL ALLEN	TX	25	DEM	I	\$337,585
27	PATTERSON, ELIZABETH JOHN	SC	4	DEM	I	\$336,940
28	FAZIO, VIC	CA	4	DEM	I	\$335,333
29	CHAPPELL, WILLIAM VENROE	FL	4	DEM	I	\$334,500
30	DERRICK, BUTLER C JR	SC	3	DEM	I	\$328,141
31	LELAND, GEORGE T "MICKEY"	TX	18	DEM	I	\$326,925
32	HOCHBRUECKNER, GEORGE J	NY	1	DEM	I	\$326,761
33	RANGEL, CHARLES B	NY	16	DEM	I	\$326,150
34	SIKORSKI, GERRY	MN	6	DFL	I	\$325,297
35	LENT, NORMAN FREDERICK	NY	4	REP	I	\$322,679
36	ST GERMAIN, FERNAND J	RI	1	DEM	I	\$318,456
37	DOWNEY, THOMAS J	NY	2	DEM	I	\$317,511
38	GIBBONS, SAM M	FL	7	DEM	I	\$317,237
39	RUSSO, MARTIN A	IL	3	DEM	I	\$314,601
40	EMERSON, N WILLIAM	MO	8	REP	I	\$314,082
41	DIOGUARDI, JOSEPH J	NY	20	REP	I	\$314,079
42	MCCLOSKEY, FRANK	IN	8	DEM	I	\$311,908
43	FLORIO, JAMES JOSEPH	NJ	1	DEM	I	\$308,560
44	ALEXANDER, WILLIAM VOLLIE	AR	1	DEM	I	\$304,699
45	BOUCHER, FREDERICK CARLYL	VA	9	DEM	I	\$301,150
46	AUCOIN, LES	OR	1	DEM	I	\$300,200
47	STARK, FORTNEY HILLMAN JR	CA	9	DEM	I	\$298,028
48	ANTHONY, BERYL F JR	AR	4	DEM	I	\$290,392
49	BONIOR, DAVID E	MI	12	DEM	I	\$289,308
50	LLOYD, MARILYN	TN	3	DEM	I	\$286,487

3 8 0 8 0 : 0 4 1 2 3



1987-88  
PRE-GENERAL  
TOP 50 HOUSE INCUMBENTS - DISBURSEMENTS

RANK	CANDIDATE	STATE	DIST	PARTY	INC CHL OPN	NET DISBURSE
* 1	DORNAN, ROBERT KENNETH HO	CA	38	REP	I	\$1,308,011
2	LAGOMARSINO, ROBERT	CA	.19	REP	I	\$1,201,366
3	MOODY, JIM	WI	5	DEM	I	\$1,168,488 <sup>8/</sup>
* 4	KENNEDY, JOSEPH P II	MA	8	DEM	I	\$1,157,087
5	COURTER, JAMES A	NJ	12	REP	I	\$1,127,667
6	DIOGUARDI, JOSEPH J	NY	20	REP	I	\$1,011,853
7	DELLUMS, RONALD V	CA	8	DEM	I	\$979,408
8	KOSTMAYER, PETER H	PA	8	DEM	I	\$918,337
9	CHAPPELL, WILLIAM VENROE	FL	4	DEM	I	\$872,968
10	MILLER, JOHN	WA	1	REP	I	\$846,400
11	BARTLETT, STEVE	TX	3	REP	I	\$830,743
12	MCEWEN, BOB	OH	6	REP	I	\$819,976 <sup>2/</sup>
13	WRIGHT, JAMES C JR	TX	12	DEM	I	\$798,983
14	COELHO, ANTHONY LEE	CA	15	DEM	I	\$752,915
15	PRICE, DAVID E	NC	4	DEM	I	\$749,983
16	PATTERSON, ELIZABETH JOHN	SC	4	DEM	I	\$745,940 <sup>12/</sup>
17	MICHEL, ROBERT H	IL	18	REP	I	\$740,987
18	OAKAR, MARY ROSE	OH	20	DEM	I	\$736,019
19	HILER, JOHN PATRICK	IN	3	REP	I	\$710,575
20	SLAUGHTER, LOUISE MCINTOS	NY	30	DEM	I	\$707,930
21	TAUZIN, WILBERT JOSEPH II	LA	3	DEM	I	\$643,004
22	ALEXANDER, WILLIAM VOLLIE	AR	1	DEM	I	\$640,427
23	PURSELL, CARL D	MI	2	REP	I	\$630,574
24	RITTER, DONALD L	PA	15	REP	I	\$624,344
25	ST GERMAIN, FERNAND J	RI	1	DEM	I	\$600,967
26	COBLE, JOHN HOWARD	NC	6	REP	I	\$596,587
27	GRAY, WILLIAM H III	PA	2	DEM	I	\$592,744
28	GINGRICH, NEWTON LEROY	GA	6	REP	I	\$586,177
29	NEAL, STEPHEN L	NC	5	DEM	I	\$583,270
30	OWENS, WAYNE	UT	2	DEM	I	\$579,468
31	DORGAN, BYRON L	ND	0	DEM	I	\$572,973
32	ASPIN, LES	WI	1	DEM	I	\$572,898
33	ESPY, ALPHONSO MICHAEL	MS	2	DEM	I	\$564,834
34	BENTLEY, HELEN DELICH	MD	2	REP	I	\$564,534
35	SWINDALL, PATRICK L	GA	4	REP	I	\$559,050
36	LUKEN, THOMAS A	OH	1	DEM	I	\$557,617
37	MATSUI, ROBERT T	CA	3	DEM	I	\$556,262
38	GEJDENSON, SAMUEL	CT	2	DEM	I	\$553,978
39	HERGER, WALTER WILLIAM (W	CA	2	REP	I	\$543,037
40	SCHUETTE, WILLIAM D	MI	10	REP	I	\$542,849
41	FLORIO, JAMES JOSEPH	NJ	1	DEM	I	\$542,486
42	DERRICK, BUTLER C JR	SC	3	DEM	I	\$531,088
43	HUBBARD, CARROLL JR	KY	1	DEM	I	\$529,446
44	BARTON, JOE CONGRESSMAN	TX	6	REP	I	\$525,988
45	STANGELAND, ARLAN I	MN	7	REP	I	\$523,222
46	BRYANT, JOHN WILEY	TX	5	DEM	I	\$522,343
47	DAVIS, ROBERT W	MI	11	REP	I	\$518,679
48	LIVINGSTON, ROBERT L	LA	1	REP	I	\$516,580
49	MORELLA, CONSTANCE A	MD	8	REP	I	\$516,092
50	LELAND, GEORGE T "MICKEY"	TX	18	DEM	I	\$514,549

R 3 0 8 0 2 0 4 1 2 4

\* Some of this activity relates to previous campaign.

1987-88  
PRE-GENERAL  
TOP 50 HOUSE INCUMBENTS - CASH-ON-HAND

RANK	CANDIDATE	STATE	DIST	PARTY	INC CHL OPN	CASH ON HAND
1	DREIER, DAVID T	CA	33	REP	I	\$1,263,087
2	SOLARZ, STEPHEN J	NY	13	DEM	I	\$1,117,545
3	ROSTENKOWSKI, DAN	IL	8	DEM	I	\$1,031,043
4	RINALDO, MATTHEW J	NJ	7	REP	I	\$813,566
5	LEVINE, MEL	CA	27	DEM	I	\$811,601
6	FLIPPO, RONNIE GENE	AL	5	DEM	I	\$793,318
7	SCHUMER, CHARLES E	NY	10	DEM	I	\$731,405
8	QUILLEN, JAMES HENRY	TN	1	REP	I	\$685,828
9	MATSUI, ROBERT T	CA	3	DEM	I	\$679,643
10	HOPKINS, LARRY JONES	KY	6	REP	I	\$678,660
11	ARCHER, WILLIAM R JR	TX	7	REP	I	\$646,254
12	MOORHEAD, CARLOS JOHN	CA	22	REP	I	\$642,396
13	TORRICELLI, ROBERT G	NJ	9	DEM	I	\$611,280
14	DOWNNEY, THOMAS J	NY	2	DEM	I	\$606,231
15	FASCELL, DANTE B	FL	19	DEM	I	\$602,692
16	GIBBONS, SAM M	FL	7	DEM	I	\$599,185
17	BROOMFIELD, WILLIAM S	MI	18	REP	I	\$570,489
18	FOLEY, THOMAS S	WA	5	DEM	I	\$569,906
19	LENT, NORMAN FREDERICK	NY	4	REP	I	\$566,166
20	ANDREWS, MICHAEL ALLEN	TX	25	DEM	I	\$526,939
21	BARNARD, DRUIE DOUGLAS JR	GA	10	DEM	I	\$524,518
22	BEVILL, TOM	AL	4	DEM	I	\$519,935
23	JENKINS, EDGAR L	GA	9	DEM	I	\$509,699
24	LANTOS, THOMAS P	CA	11	DEM	I	\$480,749
25	LEATH, JAMES MARVIN	TX	11	DEM	I	\$478,601
26	ROE, ROBERT	NJ	8	DEM	I	\$469,414
27	NICHOLS, BILL	AL	3	DEM	I	\$460,288
28	DONNELLY, BRIAN	MA	11	DEM	I	\$450,864
29	MARKEY, EDWARD JOHN	MA	7	DEM	I	\$438,328
30	DICKINSON, WILLIAM LOUIS	AL	2	REP	I	\$435,995
31	MILLER, GEORGE	CA	7	DEM	I	\$433,863
32	MADIGAN, EDWARD R	IL	15	REP	I	\$433,669
33	BROOKS, JACK	TX	9	DEM	I	\$428,517
34	WHITTAKER, ROBERT R "BOB"	KS	5	REP	I	\$418,960
35	LAFALCE, JOHN J	NY	32	DEM	I	\$413,023
36	WYDEN, RONALD LEE	OR	3	DEM	I	\$410,034
37	FRENZEL, BILL	MN	3	REP	I	\$408,292
38	BRYANT, JOHN WILEY	TX	5	DEM	I	\$402,197
39	RAHALL, NICK J II M C	WV	4	DEM	I	\$395,750
40	PARRIS, STANFORD E	VA	8	REP	I	\$393,224
41	GRADISON, WILLIS D JR	OH	2	REP	I	\$391,540
42	YOUNG, C W BILL	FL	8	REP	I	\$390,650
43	FAZIO, VIC	CA	4	DEM	I	\$385,579
44	BRUCE, TERRY L	IL	19	DEM	I	\$382,449
45	ANTHONY, BERYL F JR	AR	4	DEM	I	\$380,314
46	MINETA, NORMAN Y	CA	13	DEM	I	\$378,503
47	MCDADE, JOSEPH M	PA	10	REP	I	\$369,920
48	RANGEL, CHARLES B	NY	16	DEM	I	\$367,162
49	HAMMERSCHMIDT, JOHN PAUL	AR	3	REP	I	\$361,677
50	ROSE, CHARLES G III	NC	7	DEM	I	\$353,736

98080304125

1987-88  
PRE-GENERAL  
TOP 50 HOUSE INCUMBENTS -- DEBTS OWED

RANK	CANDIDATE	STATE	DIST	PARTY	INC CHL OPN	DEBTS OWED
1	SISISKY, NORMAN	VA	4	DEM	I	\$349,183
2	PAYNE, LEWIS F JR	VA	5	DEM	I	\$303,320
3	HAYES, JAMES ALISON	LA	7	DEM	I	\$280,424
4	GREEN, BILL	NY	15	REP	I	\$237,000
5	MILLER, JOHN	WA	1	REP	I	\$211,000
6	SPRATT, JOHN M JR	SC	5	DEM	I	\$181,500
7	SCHEUER, JAMES H	NY	8	DEM	I	\$159,250
8	PATTERSON, ELIZABETH JOHN	SC	4	DEM	I	\$146,000
9	GRANDY, FREDERICK LAWRENC	IA	6	REP	I	\$126,271
10	MOODY, JIM	WI	5	DEM	I	\$122,361
11	MCMILLEN, C THOMAS	MD	4	DEM	I	\$107,004
12	HOUGHTON, AMORY	NY	34	REP	I	\$84,356
13	BALLENGER, THOMAS CASS	NC	10	REP	I	\$84,000
14	SWEENEY, DAVID MCCANN "MA	TX	14	REP	I	\$75,948
15	OLIN, JAMES R	VA	6	DEM	I	\$75,776
16	SMITH, ROBERT C	NH	1	REP	I	\$59,300
17	COOPER, JAMES H S	TN	4	DEM	I	\$57,696
18	FLORIO, JAMES JOSEPH	NJ	1	DEM	I	\$56,510
19	BILBRAY, JAMES H	NV	1	DEM	I	\$51,227
20	DORNAN, ROBERT KENNETH HO	CA	38	REP	I	\$50,000
21	ROSE, CHARLES G III	NC	7	DEM	I	\$50,000
22	BRUCE, TERRY L	IL	19	DEM	I	\$50,000
23	SCHUETTE, WILLIAM D	MI	10	REP	I	\$49,730
24	SAVAGE, GUS	IL	2	DEM	I	\$49,105
25	FLAKE, FLOYD H	NY	6	DEM	I	\$48,950
26	CLARKE, JAMES MCCLURE	NC	11	DEM	I	\$43,000
27	CHAPMAN, JIM	TX	1	DEM	I	\$40,718
28	YOUNG, DONALD E	AK	0	REP	I	\$40,321
29	NELSON, BILL	FL	11	DEM	I	\$40,312
30	SHAYS, CHRISTOPHER	CT	4	REP	I	\$40,273
31	PERKINS, CARL CHRISTOPHER	KY	7	DEM	I	\$40,000
32	OWENS, MAJOR ROBERT	NY	12	DEM	I	\$39,685
33	UPTON, FREDERICK STEPHEN	MI	4	REP	I	\$38,789
34	EVANS, LANE ALLEN	IL	17	DEM	I	\$36,564
35	ESPY, ALPHONSO MICHAEL	MS	2	DEM	I	\$36,501
36	HATCHER, CHARLES FLOYD	GA	2	DEM	I	\$35,736
37	RICHARDSON, BILL	NM	3	DEM	I	\$35,000
38	MCCRERY, JAMES OTIS III	LA	4	REP	I	\$34,866
39	GALLEGLY, ELTON	CA	21	REP	I	\$30,895
40	DELLUMS, RONALD V	CA	8	DEM	I	\$30,000
41	ALEXANDER, WILLIAM VOLLIE	AR	1	DEM	I	\$28,830
42	OWENS, WAYNE	UT	2	DEM	I	\$27,535
43	COLEMAN, RONALD D	TX	16	DEM	I	\$27,500
44	VUCANOVICH, BARBARA F	NV	2	REP	I	\$25,598
45	COLLINS, CARDISS	IL	7	DEM	I	\$25,000
46	KOSTMAYER, PETER H	PA	8	DEM	I	\$20,099
47	SKAGGS, DAVID E	CO	2	DEM	I	\$18,642
48	SMITH, VIRGINIA DODD	NE	3	REP	I	\$16,700
49	BOSCO, DOUGLAS H	CA	1	DEM	I	\$16,000
50	NAGLE, DAVID R	IA	3	DEM	I	\$15,093

R 3 0 8 0 : 0 4 1 2 6

1987-88  
PRE-GENERAL  
TOP 50 HOUSE CHALLENGERS - RECEIPTS

RANK	CANDIDATE	STATE	DIST	PARTY	INC CHL OPN	NET RECEIPTS
1	HART, GARY K	CA	19	DEM	C	\$1,271,684
2	CAMPBELL, THOMAS J	CA	12	REP	C	\$1,166,264
3	LOWEY, NITA M	NY	20	DEM	C	\$864,144
4	ESHOO, ANNA G	CA	12	DEM	C	\$864,038
5	POLLACK, LANA	MI	2	DEM	C	\$610,490
6	FETZER, TOM	NC	4	REP	C	\$575,023
7	MUELLER, MARGARET R	OH	11	REP	C	\$563,176
8	WARD, THOMAS W	IN	3	DEM	C	\$527,290
9	GRAY, LYONS	NC	5	REP	C	\$523,193
10	GILMORE, THOMAS ODELL SR	NC	6	DEM	C	\$508,597
11	BITTERMAN, MARY GAYLE FOL	HI	1	DEM	C	\$499,055
12	LINDQUIST, REESE MALCOLM	WA	1	DEM	C	\$461,860
13	JONES, BEN LEWIS	GA	4	DEM	C	\$435,525
14	WHITE, KNOX HAYNSWORTH	SC	4	REP	C	\$430,645
15	EZZARD, MARTHA M	CO	6	DEM	C	\$427,370
16	COKER, HAROLD L	TN	3	REP	C	\$414,698
17	CRYTS, PHILLIP WAYNE	MO	8	DEM	C	\$408,484
18	HOWARD, EDWARD L	PA	8	REP	C	\$391,145
19	WILLIAMS, FAYE	LA	8	DEM	C	\$386,227
20	FRANCHOT, PETER	MD	8	DEM	C	\$374,577
21	SCOTT, WILLIAM THOMPSON "	KY	7	REP	C	\$373,918
22	TAYLOR, CHARLES H	NC	11	REP	C	\$364,888
23	GRUENSTEIN, PETER	AK	0	DEM	C	\$363,902
*24	LAUGHLIN, GREGORY HAINES	TX	14	DEM	C	\$359,684
25	IRWIN, MITCH	MI	11	DEM	C	\$356,042
26	LEVENTIS, JAMES C	SC	2	DEM	C	\$337,823
27	O'BRIEN, RICHARD S "BUCK"	MT	2	DEM	C	\$334,562
28	SPOO, JAMES LEE	NV	2	DEM	C	\$322,543
29	SANGMEISTER, GEORGE EDWAR	IL	4	DEM	C	\$307,851
30	PENCE, MICHAEL RICHARD	IN	2	REP	C	\$307,675
31	HANEY, ANN J	WI	2	REP	C	\$296,206
32	WORLEY, DAVID J	GA	6	DEM	C	\$295,112
33	JORDAN, HENRY SPEIR JR MD	SC	3	REP	C	\$293,010
34	MCKAY, GUNN	UT	1	DEM	C	\$291,172
35	REIBMAN, EDWARD D	PA	15	DEM	C	\$287,794
36	MACHTLEY, RONALD KEITH	RI	1	REP	C	\$283,514
37	RAMIREZ, RALPH ROY	CA	30	REP	C	\$278,394
38	MORGENTHAU, RUTH S	RI	2	DEM	C	\$269,538
39	KOPETSKI, MICHAEL JOSEPH	OR	5	DEM	C	\$263,333
40	BOUCHARD, JOHN D	NY	30	REP	C	\$249,133
41	O'MEARA, EDWARD S JR	ME	1	REP	C	\$247,701
42	YUDELSON, JERRY M	CA	38	DEM	C	\$243,154
43	SYDNESS, STEVEN KRIS	ND	0	REP	C	\$238,676
44	BRICKLEY, DAVID GUY	VA	8	DEM	C	\$227,607
45	JAMES, CRAIG TAYLOR	FL	4	REP	C	\$224,864
46	TABOR, ERIC JON	IA	2	DEM	C	\$223,905
47	REDFERN, DONALD B	IA	3	REP	C	\$217,213
48	FEIGENBAUM, BOB	MO	2	DEM	C	\$214,722
49	STEPHENS, G DOUGLAS	IL	18	DEM	C	\$211,246
50	SNELGROVE, RICHARD HAYNIE	UT	2	REP	C	\$200,090

88080:04127

\* Activity through September 30, 1988.

1987-88  
PRE-GENERAL  
TOP 50 HOUSE CHALLENGERS - CONTRIBUTIONS FROM INDIVIDUALS

RANK	CANDIDATE	STATE	DIST	PARTY	INC CHL OPN	INDIV CONTRIB
1	CAMPBELL, THOMAS J	CA	12	REP	C	\$1,001,116
2	HART, GARY K	CA	19	DEM	C	\$815,411
3	FETZER, TOM	NC	4	REP	C	\$505,030
4	ESHOO, ANNA G	CA	12	DEM	C	\$433,560
5	LOWEY, NITA M	NY	20	DEM	C	\$427,310
6	POLLACK, LANA	MI	2	DEM	C	\$416,242
7	BITTERMAN, MARY GAYLE FOL	HI	1	DEM	C	\$370,294
8	GRAY, LYONS	NC	5	REP	C	\$336,940
9	WHITE, KNOX HAYNSWORTH	SC	4	REP	C	\$335,294
10	SCOTT, WILLIAM THOMPSON "	KY	7	REP	C	\$329,565
11	EZZARD, MARTHA M	CO	6	DEM	C	\$299,147
12	PENCE, MICHAEL RICHARD	IN	2	REP	C	\$299,078
13	COKER, HAROLD L	TN	3	REP	C	\$295,293
14	HOWARD, EDWARD L	PA	8	REP	C	\$261,950
15	LINDQUIST, REESE MALCOLM	WA	1	DEM	C	\$252,133
16	WILLIAMS, FAYE	LA	8	DEM	C	\$243,657
17	JORDAN, HENRY SPEIR JR MD	SC	3	REP	C	\$224,582
18	LEVENTIS, JAMES C	SC	2	DEM	C	\$218,797
19	IRWIN, MITCH	MI	11	DEM	C	\$217,649
20	GILMORE, THOMAS ODELL SR	NC	6	DEM	C	\$205,155
21	JONES, BEN LEWIS	GA	4	DEM	C	\$203,509
22	SYDNESS, STEVEN KRIS	ND	0	REP	C	\$203,328
* 23	LAUGHLIN, GREGORY HAINES	TX	14	DEM	C	\$200,635
24	FRANCHOT, PETER	MD	8	DEM	C	\$197,991
25	O'MEARA, EDWARD S JR	ME	1	REP	C	\$196,929
26	CRYTS, PHILLIP WAYNE	MO	8	DEM	C	\$194,978
27	HANEY, ANN J	WI	2	REP	C	\$189,539
28	GRUENSTEIN, PETER	AK	0	DEM	C	\$188,788
29	SPOO, JAMES LEE	NV	2	DEM	C	\$179,436
30	BOUCHARD, JOHN D	NY	30	REP	C	\$176,357
31	REIBMAN, EDWARD D	PA	15	DEM	C	\$170,644
32	CHABOT, STEVEN J	OH	1	REP	C	\$154,522
33	VOLK, DAVID	SD	0	REP	C	\$154,106
34	BLANTON, THEODORE ARLAND	NC	8	REP	C	\$153,777
35	REDFERN, DONALD B	IA	3	REP	C	\$147,458
36	HEARNE, MARK F "THOR"	MO	3	REP	C	\$145,449
37	TAYLOR, CHARLES H	NC	11	REP	C	\$143,733
38	WARD, THOMAS W	IN	3	DEM	C	\$142,816
39	WEINBERG, ROBERT LESTER	VA	10	DEM	C	\$142,551
40	KEEFE, JOSEPH F	NH	1	DEM	C	\$137,694
41	BARNHILL, HELEN I	WI	5	REP	C	\$137,334
42	MACHTLEY, RONALD KEITH	RI	1	REP	C	\$136,947
43	SNELGROVE, RICHARD HAYNIE	UT	2	REP	C	\$135,515
44	MORGENTHAU, RUTH S	RI	2	DEM	C	\$135,119
45	LANDAU, DAVID EDWARD	PA	7	DEM	C	\$133,939
46	COLEMAN, JACK	MS	2	REP	C	\$132,293
47	RAMIREZ, RALPH ROY	CA	30	REP	C	\$131,391
48	O'BRIEN, RICHARD S "BUCK"	MT	2	DEM	C	\$131,181
49	KOPETSKI, MICHAEL JOSEPH	OR	5	DEM	C	\$129,240
50	CARBERRY, GLENN THOMAS	CT	2	REP	C	\$124,206

83080:04128

\* Activity through September 30, 1988.

1987-88  
PRE-GENERAL  
TOP 50 HOUSE CHALLENGERS - CONTRIBUTIONS FROM PAC'S AND OTHER COMMITTEES

RANK	CANDIDATE	STATE	DIST	PARTY	INC CHL OPN	OTHER CMTE'S
1	HART, GARY K	CA	19	DEM	C	\$408,248
2	WARD, THOMAS W	IN	3	DEM	C	\$347,658
3	ESHOO, ANNA G	CA	12	DEM	C	\$340,534
4	GILMORE, THOMAS ODELL SR	NC	6	DEM	C	\$234,397
5	MCKAY, GUNN	UT	1	DEM	C	\$211,150
6	JONES, BEN LEWIS	GA	4	DEM	C	\$209,810
7	CRYTS, PHILLIP WAYNE	MO	8	DEM	C	\$202,016
8	LINDQUIST, REESE MALCOLM	WA	1	DEM	C	\$186,191
9	WORLEY, DAVID J	GA	6	DEM	C	\$174,784
10	FRANCHOT, PETER	MD	8	DEM	C	\$174,311
11	POLLACK, LANA	MI	2	DEM	C	\$171,214
12	O'BRIEN, RICHARD S "BUCK"	MT	2	DEM	C	\$169,484
13	TABOR, ERIC JON	IA	2	DEM	C	\$138,575
14	CAMPBELL, THOMAS J	CA	12	REP	C	\$137,247
* 15	LAUGHLIN, GREGORY HAINES	TX	14	DEM	C	\$137,199
16	KOPETSKI, MICHAEL JOSEPH	OR	5	DEM	C	\$128,293
17	SPOO, JAMES LEE	NV	2	DEM	C	\$122,200
18	SANGMEISTER, GEORGE EDWAR	IL	4	DEM	C	\$113,744
19	EZZARD, MARTHA M	CO	6	DEM	C	\$111,518
20	IRWIN, MITCH	MI	11	DEM	C	\$110,034
21	FEIGENBAUM, BOB	MO	2	DEM	C	\$98,312
22	WILLIAMS, FAYE	LA	8	DEM	C	\$93,233
23	TUTTLE, LAURENCE ALLEN	OR	2	DEM	C	\$91,450
24	GRUENSTEIN, PETER	AK	0	DEM	C	\$88,734
25	HUGHES, DOUGLAS R	MO	6	DEM	C	\$85,750
26	RAMIREZ, RALPH ROY	CA	30	REP	C	\$82,612
27	REIBMAN, EDWARD D	PA	15	DEM	C	\$81,800
28	HANEY, ANN J	WI	2	REP	C	\$77,717
29	BITTERMAN, MARY GAYLE FOL	HI	1	DEM	C	\$75,445
30	BRICKLEY, DAVID GUY	VA	8	DEM	C	\$74,960
31	WILLIAMS, PATRICIA LEE	IN	5	REP	C	\$73,112
32	HANSON, MARV	MN	7	DEM	C	\$70,720
33	STEPHENS, G DOUGLAS	IL	18	DEM	C	\$70,100
34	LEVENTIS, JAMES C	SC	2	DEM	C	\$65,200
35	FETZER, TOM	NC	4	REP	C	\$64,616
36	TAYLOR, CHARLES H	NC	11	REP	C	\$63,456
37	O'DONOVAN, JEROME X	NY	14	DEM	C	\$62,922
38	FREUND, GENE	IA	5	DEM	C	\$62,825
39	BOUCHARD, JOHN D	NY	30	REP	C	\$62,378
40	O'BRIEN, DAVID ALFRED	IA	6	DEM	C	\$60,525
41	KEEFE, JOSEPH F	NH	1	DEM	C	\$59,684
42	PETERSON, DOUGLAS PAUL	MN	2	DEM	C	\$57,040
43	GIVENS, JEANNE	ID	1	DEM	C	\$56,928
44	GLASSCO, KURT G	OK	1	DEM	C	\$53,800
45	LOWEY, NITA M	NY	20	DEM	C	\$51,275
46	MEYER, WAYNE R	CA	2	DEM	C	\$48,400
47	YUDELSON, JERRY M	CA	38	DEM	C	\$45,699
48	TYSON, JOHN M JR	AL	1	DEM	C	\$45,400
49	WHITE, KNOX HAYNSWORTH	SC	4	REP	C	\$42,470
50	REYES, JO ANN	TX	26	DEM	C	\$42,150

98030:04129

\* Activity through September 30, 1988.

1987-88  
PRE-GENERAL  
TOP 50 HOUSE CHALLENGERS - DISBURSEMENTS

RANK	CANDIDATE	STATE	DIST	PARTY	INC CHL OPN	NET DISBURSE
1	CAMPBELL, THOMAS J	CA	12	REP	C	\$1,115,489
2	HART, GARY K	CA	19	DEM	C	\$1,090,599
3	ESHOO, ANNA G	CA	12	DEM	C	\$853,073
4	LOWEY, NITA M	NY	20	DEM	C	\$753,102
5	FETZER, TOM	NC	4	REP	C	\$572,391
6	MUELLER, MARGARET R	OH	11	REP	C	\$566,649
7	POLLACK, LANA	MI	2	DEM	C	\$523,662
8	GRAY, LYONS	NC	5	REP	C	\$515,591
9	GILMORE, THOMAS ODELL SR	NC	6	DEM	C	\$500,542
10	WARD, THOMAS W	IN	3	DEM	C	\$462,091
11	LINDQUIST, REESE MALCOLM	WA	1	DEM	C	\$439,374
12	BITTERMAN, MARY GAYLE FOL	HI	1	DEM	C	\$405,704
13	CRYTS, PHILLIP WAYNE	MO	8	DEM	C	\$386,056
14	COKER, HAROLD L	TN	3	REP	C	\$377,834
15	JONES, BEN LEWIS	GA	4	DEM	C	\$375,914
16	WHITE, KNOX HAYNSWORTH	SC	4	REP	C	\$374,470
17	HOWARD, EDWARD L	PA	8	REP	C	\$372,013
18	EZZARD, MARTHA M	CO	6	DEM	C	\$361,738
19	SCOTT, WILLIAM THOMPSON "	KY	7	REP	C	\$360,075
20	TAYLOR, CHARLES H	NC	11	REP	C	\$359,328
21	IRWIN, MITCH	MI	11	DEM	C	\$333,080
22	SPOO, JAMES LEE	NV	2	DEM	C	\$321,123
23	LEVENTIS, JAMES C	SC	2	DEM	C	\$320,979
24	GRUENSTEIN; PETER	AK	0	DEM	C	\$315,879
25	O'BRIEN, RICHARD S "BUCK"	MT	2	DEM	C	\$311,944
26	WILLIAMS, FAYE	LA	8	DEM	C	\$306,932
* 27	LAUGHLIN, GREGORY HAINES	TX	14	DEM	C	\$294,407
28	HANEY, ANN J	WI	2	REP	C	\$290,463
29	JORDAN, HENRY SPEIR JR MD	SC	3	REP	C	\$287,960
30	MACHTLEY, RONALD KEITH	RI	1	REP	C	\$275,611
31	FRANCHOT, PETER	MD	8	DEM	C	\$273,427
32	WORLEY, DAVID J	GA	6	DEM	C	\$268,144
33	RAMIREZ, RALPH ROY	CA	30	REP	C	\$261,277
34	MORGENTHAU, RUTH S	RI	2	DEM	C	\$255,897
35	PENCE, MICHAEL RICHARD	IN	2	REP	C	\$255,380
36	MCKAY, GUNN	UT	1	DEM	C	\$251,573
37	KOPETSKI, MICHAEL JOSEPH	OR	5	DEM	C	\$244,844
38	REIBMAN, EDWARD D	PA	15	DEM	C	\$237,572
39	SYDNESS, STEVEN KRIS	ND	0	REP	C	\$221,416
40	BOUCHARD, JOHN D	NY	30	REP	C	\$219,402
41	JAMES, CRAIG TAYLOR	FL	4	REP	C	\$214,292
42	REDFERN, DONALD B	IA	3	REP	C	\$209,445
43	O'MEARA, EDWARD S JR	ME	1	REP	C	\$206,599
44	YUDELSON, JERRY M	CA	38	DEM	C	\$202,050
45	FEIGENBAUM, BOB	MO	2	DEM	C	\$198,940
46	SANGMEISTER, GEORGE EDWAR	IL	4	DEM	C	\$193,805
47	STEPHENS, G DOUGLAS	IL	18	DEM	C	\$189,174
48	TUTTLE, LAURENCE ALLEN	OR	2	DEM	C	\$184,952
49	WILLIAMS, PATRICIA LEE	IN	5	REP	C	\$184,572
50	SNELGROVE, RICHARD HAYNIE	UT	2	REP	C	\$180,092

33080:04130

\* Activity through September 30, 1988.

1987-88  
PRE-GENERAL  
TOP 50 HOUSE CHALLENGERS - CASH-ON-HAND

RANK	CANDIDATE	STATE	DIST	PARTY	INC CHL OPN	CASH ON HAND
1	HART, GARY K	CA	19	DEM	C	\$181,086
2	SANGMEISTER, GEORGE EDWAR	IL	4	DEM	C	\$114,044
3	LOWEY, NITA M	NY	20	DEM	C	\$111,041
4	BRICKLEY, DAVID GUY	VA	8	DEM	C	\$105,395
5	FRANCHOT, PETER	MD	8	DEM	C	\$101,085
6	BITTERMAN, MARY GAYLE FOL	HI	1	DEM	C	\$96,893
7	POLLACK, LANA	MI	2	DEM	C	\$86,826
8	WILLIAMS, FAYE	LA	8	DEM	C	\$82,769
9	TABOR, ERIC JON	IA	2	DEM	C	\$67,326
10	WARD, THOMAS W	IN	3	DEM	C	\$65,952
* 11	LAUGHLIN, GREGORY HAINES	TX	14	DEM	C	\$65,864
12	EZZARD, MARTHA M	CO	6	DEM	C	\$65,634
13	JONES, BEN LEWIS	GA	4	DEM	C	\$59,691
14	WHITE, KNOX HAYNSWORTH	SC	4	REP	C	\$56,174
15	PENCE, MICHAEL RICHARD	IN	2	REP	C	\$52,294
16	CAMPBELL, THOMAS J	CA	12	REP	C	\$50,776
17	REIBMAN, EDWARD D	PA	15	DEM	C	\$50,222
18	GRUENSTEIN, PETER	AK	0	DEM	C	\$48,023
19	O'MEARA, EDWARD S JR	ME	1	REP	C	\$41,275
20	PREVIDI, ROBERT	NY	3	REP	C	\$40,100
21	MCKAY, GUNN	UT	1	DEM	C	\$39,983
22	WEINBERG, ROBERT LESTER	VA	10	DEM	C	\$38,215
23	COKER, HAROLD L	TN	3	REP	C	\$36,863
24	RYAN, JON LANCE	MA	10	REP	C	\$36,621
25	BROWN, JOHN C	VA	9	REP	C	\$35,201
26	GELPI, MICHAEL A	OH	12	IND	C	\$34,133
27	HAWKINS, CHARLES ROBERT	VA	5	REP	C	\$33,163
28	TOMKIN, BERNARD	PA	13	DEM	C	\$31,058
29	HOUSE, CHARLES M	CA	34	REP	C	\$30,636
30	GILCHREST, WAYNE THOMAS	MD	1	REP	C	\$29,439
31	SCHULTZ, SCOTT T	MI	6	REP	C	\$29,085
32	LINDQUIST, REESE MALCOLM	WA	1	DEM	C	\$27,272
33	WORLEY, DAVID J	GA	6	DEM	C	\$26,967
34	KEEFE, JOSEPH F	NH	1	DEM	C	\$25,900
35	SOHN, HERBERT MD	IL	9	REP	C	\$24,077
36	CRYTS, PHILLIP WAYNE	MO	8	DEM	C	\$23,794
37	O'BRIEN, RICHARD S "BUCK"	MT	2	DEM	C	\$23,068
38	IRWIN, MITCH	MI	11	DEM	C	\$22,961
39	BOUCHARD, JOHN D	NY	30	REP	C	\$22,731
40	STEPHENS, G DOUGLAS	IL	18	DEM	C	\$22,070
41	CURRY, JERRY R	VA	2	REP	C	\$22,068
42	ROMAINE, EDWARD PETER	NY	1	REP	C	\$21,799
43	GAFFNER, ROBERT H	IL	21	REP	C	\$20,878
44	SNELGROVE, RICHARD HAYNIE	UT	2	REP	C	\$19,998
45	HOWARD, EDWARD L	PA	8	REP	C	\$19,133
46	CARBERRY, GLENN THOMAS	CT	2	REP	C	\$19,049
47	YUDELSON, JERRY M	CA	38	DEM	C	\$18,596
48	KOPETSKI, MICHAEL JOSEPH	OR	5	DEM	C	\$18,486
49	GLASSCO, KURT G	OK	1	DEM	C	\$17,868
50	HANSON, MARV	MN	7	DEM	C	\$17,330

98080:04131

\* Activity through September 30, 1988.



1987-88  
PRE-GENERAL  
TOP 50 HOUSE CHALLENGERS - DEBTS OWED

RANK	CANDIDATE	STATE	DIST	PARTY	INC CHL OPN	DEBTS OWED
1	MUELLER, MARGARET R	OH	11	REP	C	\$493,823
2	LOWEY, NITA M	NY	20	DEM	C	\$350,000
3	JAMES, CRAIG TAYLOR	FL	4	REP	C	\$150,000
4	TAYLOR, CHARLES H	NC	11	REP	C	\$145,436
5	MORGENTHAU, RUTH S	RI	2	DEM	C	\$130,731
6	GRAY, LYONS	NC	5	REP	C	\$107,495
7	MACHTLEY, RONALD KEITH	RI	1	REP	C	\$106,801
8	ESHOO, ANNA G	CA	12	DEM	C	\$106,259
9	BITTERMAN, MARY GAYLE FOL	HI	1	DEM	C	\$103,241
10	HOWARD, EDWARD L	PA	8	REP	C	\$98,968
11	CAMPBELL, THOMAS J	CA	12	REP	C	\$91,589
* 12	LAUGHLIN, GREGORY HAINES	TX	14	DEM	C	\$86,128
13	LANDAU, DAVID EDWARD	PA	7	DEM	C	\$85,691
14	GRUENSTEIN, PETER	AK	0	DEM	C	\$82,479
15	COKER, HAROLD L	TN	3	REP	C	\$73,000
16	BRYAN, JON LANCE	MA	10	REP	C	\$69,000
17	REYES, JO ANN	TX	26	DEM	C	\$65,767
18	SANGMEISTER, GEORGE EDWAR	IL	4	DEM	C	\$65,119
19	YUDELSON, JERRY M	CA	38	DEM	C	\$64,870
20	KRAFF, JAMES P	DE	0	REP	C	\$58,104
21	FETZER, TOM	NC	4	REP	C	\$55,805
22	GELPI, MICHAEL A	OH	12	IND	C	\$55,636
23	WILLIAMS, LON R JR	TX	5	REP	C	\$53,031
24	WHITE, KNOX HAYNSWORTH	SC	4	REP	C	\$50,495
25	BRICKLEY, DAVID GUY	VA	8	DEM	C	\$49,000
26	RAMIREZ, RALPH ROY	CA	30	REP	C	\$48,324
27	PLOETZ, RAY (RAYMOND CHAR	MN	6	REP	C	\$46,306
28	WILLIAMS, FAYE	LA	8	DEM	C	\$43,923
29	SHARRATT, BRYAN EDWARDS	WY	0	DEM	C	\$42,606
30	TOMKIN, BERNARD	PA	13	DEM	C	\$41,469
31	CARBERRY, GLENN THOMAS	CT	2	REP	C	\$40,884
32	STARK, JOHN PAUL	CA	36	REP	C	\$40,268
33	BARNHILL, HELEN I	WI	5	REP	C	\$40,252
34	FENLASON, JAMES J	MT	1	REP	C	\$39,275
35	ALLGAIER, CALVIN JEROME	MI	3	REP	C	\$39,206
36	WATKINS, DANE H	ID	2	REP	C	\$38,641
37	DOUKAS, PETER G	NY	15	DEM	C	\$37,215
38	GREENEBAUM, HOWARD	CA	43	DEM	C	\$36,500
39	SUTTON, RANDY JOHN	TX	4	REP	C	\$36,349
40	TOLLEY, WILLIAM RUSSELL J	FL	11	REP	C	\$35,500
41	SCHULTZ, SCOTT T	MI	6	REP	C	\$35,499
42	LINN, DAVID A	CA	18	REP	C	\$33,084
43	CRUTCHER, RON	OH	3	REP	C	\$33,056
44	LINDQUIST, REESE MALCOLM	WA	1	DEM	C	\$33,043
45	STEWART, WILLIAM E	IL	17	REP	C	\$32,096
46	BUTTERFIELD, ROBERT K JR	CA	44	REP	C	\$27,800
47	SNELGROVE, RICHARD HAYNIE	UT	2	REP	C	\$27,664
48	MCCARTHY, JOSEPH J	IL	3	REP	C	\$27,500
49	PATTON, GERARD B	CT	3	REP	C	\$27,212
50	KERANS, ROBERT F	IL	19	REP	C	\$27,208

9 8 0 8 0 0 4 1 3 2

\* Activity through September 30, 1988.

1987-88  
PRE-GENERAL  
TOP 50 HOUSE OPEN SEAT - RECEIPTS

93080:04133

RANK	CANDIDATE	STATE	DIST	PARTY	INC CHL OPN	NET RECEIPTS
1	SCHENKEN, JERRY	NE	2	REP	O	\$961,127
2	COX, CHRISTOPHER	CA	40	REP	O	\$892,331
3	TANNER, JOHN S	TN	8	DEM	O	\$806,112
4	JOHNSTON, HARRY A II	FL	14	DEM	O	\$764,934
5	GOSS, PORTER JOHNSTON	FL	13	REP	O	\$754,561
6	HOAGLAND, PETER	NE	2	DEM	O	\$731,525
7	PARKER, PAUL MICHAEL "MIK	MS	4	DEM	O	\$651,092
8	MURRAY, THOMAS JAMES	OH	5	DEM	O	\$633,897
9	GILLMOR, PAUL E	OH	5	REP	O	\$605,082
10	POOLER, ROSEMARY S	NY	27	DEM	O	\$528,854
11	AZZOLINA, JOSEPH	NJ	3	REP	O	\$528,363
12	SMITH, LARKIN I	MS	5	REP	O	\$518,885
13	PAXON, L WILLIAM	NY	31	REP	O	\$505,492
14	WALSH, JAMES T	NY	27	REP	O	\$488,559
15	DOUGLAS, CHARLES G III	NH	2	REP	O	\$474,177
16	UDALL, THOMAS STEWART	NM	1	DEM	O	\$460,111
17	PALLONE, FRANK JR	NJ	3	DEM	O	\$443,796
18	PAYNE, DONALD M	NJ	10	DEM	O	\$442,002
19	ADAMS, KENNETH MAHLON	FL	14	REP	O	\$416,288
20	ROHRABACHER, DANA	CA	42	REP	O	\$413,700
21	POSHARD, GLENDAL W	IL	22	DEM	O	\$395,723
22	UNSOELD, JOLENE	WA	3	DEM	O	\$390,665
23	SCHIFF, STEVEN H	NM	1	REP	O	\$389,827
24	MILNER, LARRY SHANNON	TX	13	REP	O	\$383,034
25	DONCHESS, JAMES W	NH	2	DEM	O	\$350,026
26	DUNCAN, JOHN JAMES JR	TN	2	REP	O	\$329,482
27	SMITH, PETER PLYMPTON	VT	0	REP	O	\$328,370
28	SWARTS, DAVID J	NY	31	DEM	O	\$319,272
29	NEAL, RICHARD E	MA	2	DEM	O	\$302,644
30	MILLS, JON L	FL	6	DEM	O	\$302,579
31	MCDERMOTT, JAMES ADELBERT	WA	7	DEM	O	\$290,626
32	HANCOCK, MELTON D "MEL"	MO	7	REP	O	\$261,402
33	COLLINS, THOMAS EDWARD II	MS	4	REP	O	\$242,397
34	TAYLOR, DUDLEY WAYNE	TN	2	DEM	O	\$233,341
35	SANDERS, BERNARD	VT	0	IND	O	\$224,152
36	SARPALIUS, WILLIAM CLAREN	TX	13	DEM	O	\$208,546
37	POIRIER, PAUL N	VT	0	DEM	O	\$205,023
38	MCNULTY, MICHAEL R	NY	23	DEM	O	\$202,723
39	WIGHT, BILL	WA	3	REP	O	\$191,578
40	STEARNS, CLIFFORD B	FL	6	REP	O	\$175,284
41	CONWAY, JACK T	FL	13	DEM	O	\$173,707
42	ENGEL, ELIOT LANCE	NY	19	DEM	O	\$161,611
43	BACON, MAX EDMOND	MO	7	DEM	O	\$140,721
44	BAKAL, PETER M	NY	23	REP	O	\$108,504
45	TAYLOR, GARY EUGENE (GENE	MS	5	DEM	O	\$103,374
46	BRYANT, EDWARD GLENN	TN	8	REP	O	\$86,687
47	KELLEY, PATRICK J	IL	22	REP	O	\$65,753
48	HEDBOR, JAMES DAVID	VT	0	LIB	O	\$49,976
49	LENNEY, LIDA	CA	40	DEM	O	\$39,820
50	KIMBROUGH, GUY CAMPBELL	CA	42	DEM	O	\$9,966

1987-88  
PRE-GENERAL  
TOP 50 HOUSE OPEN SEAT- CONTRIBUTIONS FROM INDIVIDUALS

RANK	CANDIDATE	STATE	DIST	PARTY	INC CHL OPN	INDIV CONTRIB
1	SCHENKEN, JERRY	NE	2	REP	O	\$687,301
2	COX, CHRISTOPHER	CA	40	REP	O	\$663,756
3	GOSS, PORTER JOHNSTON	FL	13	REP	O	\$594,290
4	TANNER, JOHN S	TN	8	DEM	O	\$563,037
5	JOHNSTON, HARRY A II	FL	14	DEM	O	\$499,075
6	AZZOLINA, JOSEPH	NJ	3	REP	O	\$410,025
7	DOUGLAS, CHARLES G III	NH	2	REP	O	\$365,836
8	SMITH, LARKIN I	MS	5	REP	O	\$354,730
9	WALSH, JAMES T	NY	27	REP	O	\$334,285
10	FAXON, L WILLIAM	NY	31	REP	O	\$311,017
11	MILNER, LARRY SHANNON	TX	13	REP	O	\$273,601
12	GILLMOR, PAUL E	OH	5	REP	O	\$261,351
13	POOLER, ROSEMARY S	NY	27	DEM	O	\$258,502
14	SCHIFF, STEVEN H	NM	1	REP	O	\$251,926
15	ROHRABACHER, DANA	CA	42	REP	O	\$235,991
16	UNSOELD, JOLENE	WA	3	DEM	O	\$231,649
17	ADAMS, KENNETH MAHLON	FL	14	REP	O	\$230,400
18	SMITH, PETER PLYMPTON	VT	0	REP	O	\$226,457
19	UDALL, THOMAS STEWART	NM	1	DEM	O	\$222,314
20	DUNCAN, JOHN JAMES JR	TN	2	REP	O	\$213,058
21	SANDERS, BERNARD	VT	0	IND	O	\$203,103
22	HOAGLAND, PETER	NE	2	DEM	O	\$201,128
23	HANCOCK, MELTON D "MEL"	MO	7	REP	O	\$196,728
24	PAYNE, DONALD M	NJ	10	DEM	O	\$184,480
25	PARKER, PAUL MICHAEL "MIK"	MS	4	DEM	O	\$166,881
26	COLLINS, THOMAS EDWARD II	MS	4	REP	O	\$165,002
27	TAYLOR, DUDLEY WAYNE	TN	2	DEM	O	\$164,191
28	POSHARD, GLENDAL W	IL	22	DEM	O	\$163,662
29	PALLONE, FRANK JR	NJ	3	DEM	O	\$148,996
30	MILLS, JON L	FL	6	DEM	O	\$146,374
31	NEAL, RICHARD E	MA	2	DEM	O	\$142,731
32	SWARTS, DAVID J	NY	31	DEM	O	\$135,696
33	DONCHESS, JAMES W	NH	2	DEM	O	\$129,622
34	MCDERMOTT, JAMES ADELBERT	WA	7	DEM	O	\$119,617
35	CONWAY, JACK T	FL	13	DEM	O	\$100,146
36	MCNULTY, MICHAEL R	NY	23	DEM	O	\$98,183
37	WIGHT, BILL	WA	3	REP	O	\$90,151
38	STEARNS, CLIFFORD B	FL	6	REP	O	\$75,710
39	SARPALIUS, WILLIAM CLAREN	TX	13	DEM	O	\$74,245
40	BRYANT, EDWARD GLENN	TN	8	REP	O	\$74,237
41	POIRIER, PAUL N	VT	0	DEM	O	\$66,377
42	ENGEL, ELIOT LANCE	NY	19	DEM	O	\$58,150
43	MURRAY, THOMAS JAMES	OH	5	DEM	O	\$56,631
44	TAYLOR, GARY EUGENE (GENE)	MS	5	DEM	O	\$53,318
45	BACON, MAX EDMOND	MO	7	DEM	O	\$49,849
46	HEDBOR, JAMES DAVID	VT	0	LIB	O	\$45,883
47	KELLEY, PATRICK J	IL	22	REP	O	\$43,373
48	BAKAL, PETER M	NY	23	REP	O	\$41,891
49	LENNEY, LIDA	CA	40	DEM	O	\$26,033
50	KIMBROUGH, GUY CAMPBELL	CA	42	DEM	O	\$4,596

88080104134

1987-88  
PRE-GENERAL  
TOP 50 HOUSE OPEN SEAT - CONTRIBUTIONS FROM PAC'S AND OTHER COMMITTEES

RANK	CANDIDATE	STATE	DIST	PARTY	INC CHL OPN	OTHER CMTE'S
1	PALLONE, FRANK JR	NJ	3	DEM	O	\$288,591
2	GILLMOR, PAUL E	OH	5	REP	O	\$270,289
3	POOLER, ROSEMARY S	NY	27	DEM	O	\$251,113
4	HOAGLAND, PETER	NE	2	DEM	O	\$246,866
5	TANNER, JOHN S	TN	8	DEM	O	\$229,211
6	POSHARD, GLENDAL W	IL	22	DEM	O	\$226,603
7	JOHNSTON, HARRY A II	FL	14	DEM	O	\$191,450
8	PARKER, PAUL MICHAEL "MIK	MS	4	DEM	O	\$184,854
9	UDALL, THOMAS STEWART	NM	1	DEM	O	\$176,895
10	PAXON, L WILLIAM	NY	31	REP	O	\$170,102
11	MCDERMOTT, JAMES ADELBERT	WA	7	DEM	O	\$165,111
12	SWARTS, DAVID J	NY	31	DEM	O	\$162,103
13	UNSOELD, JOLENE	WA	3	DEM	O	\$153,368
14	SARPALIUS, WILLIAM CLAREN	TX	13	DEM	O	\$149,700
15	DONCHESS, JAMES W	NH	2	DEM	O	\$149,320
16	PAYNE, DONALD M	NJ	10	DEM	O	\$146,875
17	WALSH, JAMES T	NY	27	REP	O	\$144,765
18	MILLS, JON L	FL	6	DEM	O	\$129,600
19	SCHENKEN, JERRY	NE	2	REP	O	\$124,216
20	ROHRABACHER, DANA	CA	42	REP	O	\$121,798
21	SMITH, LARKIN I	MS	5	REP	O	\$103,914
22	COX, CHRISTOPHER	CA	40	REP	O	\$103,839
23	DUNCAN, JOHN JAMES JR	TN	2	REP	O	\$103,025
24	MILNER, LARRY SHANNON	TX	13	REP	O	\$91,205
25	SCHIFF, STEVEN H	NM	1	REP	O	\$90,476
26	POIRIER, PAUL N	VT	0	DEM	O	\$88,125
27	SMITH, PETER PLYMPTON	VT	0	REP	O	\$87,411
28	MCNULTY, MICHAEL R	NY	23	DEM	O	\$81,125
29	DOUGLAS, CHARLES G III	NH	2	REP	O	\$78,362
30	BACON, MAX EDMOND	MO	7	DEM	O	\$77,950
31	GOSS, PORTER JOHNSTON	FL	13	REP	O	\$76,730
32	AZZOLINA, JOSEPH	NJ	3	REP	O	\$71,956
33	WIGHT, BILL	WA	3	REP	O	\$71,331
34	ENGEL, ELIOT LANCE	NY	19	DEM	O	\$57,650
35	NEAL, RICHARD E	MA	2	DEM	O	\$47,750
36	CONWAY, JACK T	FL	13	DEM	O	\$41,850
37	TAYLOR, DUDLEY WAYNE	TN	2	DEM	O	\$36,200
38	TAYLOR, GARY EUGENE (GENE	MS	5	DEM	O	\$35,750
39	ADAMS, KENNETH MAHLON	FL	14	REP	O	\$33,317
40	COLLINS, THOMAS EDWARD II	MS	4	REP	O	\$27,161
41	HANCOCK, MELTON D "MEL"	MO	7	REP	O	\$22,930
42	KELLEY, PATRICK J	IL	22	REP	O	\$13,372
43	BAKAL, PETER M	NY	23	REP	O	\$8,625
44	MURRAY, THOMAS JAMES	OH	5	DEM	O	\$8,500
45	BRYANT, EDWARD GLENN	TN	8	REP	O	\$2,500
46	LENNEY, LIDA	CA	40	DEM	O	\$2,225
47	STEARNS, CLIFFORD B	FL	6	REP	O	\$600
48	KIMBROUGH, GUY CAMPBELL	CA	42	DEM	O	\$250

98080104135

1987-88  
PRE-GENERAL  
TOP 50 HOUSE OPEN SEAT- DISBURSEMENTS

RANK	CANDIDATE	STATE	DIST	PARTY	INC CHL OPN	NET DISBURSE
1	SCHENKEN, JERRY	NE	2	REP	O	\$895,022
2	COX, CHRISTOPHER	CA	40	REP	O	\$853,455
3	TANNER, JOHN S	TN	8	DEM	O	\$779,477
4	MURRAY, THOMAS JAMES	OH	5	DEM	O	\$741,613
5	GOSS, PORTER JOHNSTON	FL	13	REP	O	\$716,136
6	HOAGLAND, PETER	NE	2	DEM	O	\$675,046
7	JOHNSTON, HARRY A II	FL	14	DEM	O	\$646,945
8	GILLMOR, PAUL E	OH	5	REP	O	\$600,795
9	PARKER, PAUL MICHAEL "MIK	MS	4	DEM	O	\$576,299
10	POOLER, ROSEMARY S	NY	27	DEM	O	\$479,529
11	SMITH, LARKIN I	MS	5	REP	O	\$474,518
12	WALSH, JAMES T	NY	27	REP	O	\$463,713
13	AZZOLINA, JOSEPH	NJ	3	REP	O	\$458,576
14	UDALL, THOMAS STEWART	NM	1	DEM	O	\$413,051
15	PALLONE, FRANK JR	NJ	3	DEM	O	\$403,858
16	ADAMS, KENNETH MAHLON	FL	14	REP	O	\$393,928
17	PAXON, L WILLIAM	NY	31	REP	O	\$385,533
18	DOUGLAS, CHARLES G III	NH	2	REP	O	\$379,365
19	SCHIFF, STEVEN H	NM	1	REP	O	\$376,053
20	ROHRBACHER, DANA	CA	42	REP	O	\$371,681
21	UNSOELD, JOLENE	WA	3	DEM	O	\$371,293
22	MILNER, LARRY SHANNON	TX	13	REP	O	\$352,414
23	PAYNE, DONALD M	NJ	10	DEM	O	\$351,157
24	POSHARD, GLENDAL W	IL	22	DEM	O	\$331,152
25	SMITH, PETER PLYMPTON	VT	0	REP	O	\$305,860
26	DONCHESS, JAMES W	NH	2	DEM	O	\$296,306
27	SWARTS, DAVID J	NY	31	DEM	O	\$290,352
28	MCDERMOTT, JAMES ADELBERT	WA	7	DEM	O	\$262,900
29	DUNCAN, JOHN JAMES JR	TN	2	REP	O	\$247,087
30	MILLS, JON L	FL	6	DEM	O	\$236,371
31	COLLINS, THOMAS EDWARD II	MS	4	REP	O	\$235,494
32	TAYLOR, DUDLEY WAYNE	TN	2	DEM	O	\$234,785
33	SANDERS, BERNARD	VT	0	IND	O	\$225,407
34	NEAL, RICHARD E	MA	2	DEM	O	\$199,709
35	HANCOCK, MELTON D "MEL"	MO	7	REP	O	\$195,829
36	SARPALIUS, WILLIAM CLAREN	TX	13	DEM	O	\$190,556
37	POIRIER, PAUL N	VT	0	DEM	O	\$187,918
38	WIGHT, BILL	WA	3	REP	O	\$174,828
39	ENGEL, ELIOT LANCE	NY	19	DEM	O	\$155,634
40	STEARNS, CLIFFORD B	FL	6	REP	O	\$152,743
41	BACON, MAX EDMOND	MO	7	DEM	O	\$133,609
42	CONWAY, JACK T	FL	13	DEM	O	\$123,443
43	MCNULTY, MICHAEL R	NY	23	DEM	O	\$115,697
44	BAKAL, PETER M	NY	23	REP	O	\$99,796
45	TAYLOR, GARY EUGENE (GENE	MS	5	DEM	O	\$95,341
46	BRYANT, EDWARD GLENN	TN	8	REP	O	\$62,018
47	KELLEY, PATRICK J	IL	22	REP	O	\$55,668
48	HEDBOR, JAMES DAVID	VT	0	LIB	O	\$46,402
49	LENNEY, LIDA	CA	40	DEM	O	\$38,569
50	KIMBROUGH, GUY CAMPBELL	CA	42	DEM	O	\$9,786

83080204136

1987-88  
PRE-GENERAL  
TOP 50 HOUSE OPEN SEAT- CASH-ON-HAND

RANK	CANDIDATE	STATE	DIST	PARTY	INC CHL OPN	CASH ON HAND
1	PAXON, L WILLIAM	NY	31	REP	O	\$119,956
2	JOHNSTON, HARRY A II	FL	14	DEM	O	\$114,036
3	NEAL, RICHARD E	MA	2	DEM	O	\$102,933
4	DOUGLAS, CHARLES G III	NH	2	REP	O	\$94,827
5	PAYNE, DONALD M	NJ	10	DEM	O	\$91,285
6	M McNULTY, MICHAEL R	NY	23	DEM	O	\$87,024
7	DUNCAN, JOHN JAMES JR	TN	2	REP	O	\$82,393
8	PARKER, PAUL MICHAEL "MIK"	MS	4	DEM	O	\$74,792
9	SCHENKEN, JERRY	NE	2	REP	O	\$66,505
10	MILLS, JON L	FL	6	DEM	O	\$66,207
11	AZZOLINA, JOSEPH	NJ	3	REP	O	\$65,785
12	HANCOCK, MELTON D "MEL"	MO	7	REP	O	\$65,573
13	POSHARD, GLENDAL W	IL	22	DEM	O	\$64,570
14	HOAGLAND, PETER	NE	2	DEM	O	\$56,421
15	POOLER, ROSEMARY S	NY	27	DEM	O	\$54,314
16	DONCHESS, JAMES W	NH	2	DEM	O	\$53,719
17	CONWAY, JACK T	FL	13	DEM	O	\$50,265
18	UDALL, THOMAS STEWART	NM	1	DEM	O	\$47,060
19	GILLMOR, PAUL E	OH	5	REP	O	\$44,696
20	SMITH, LARKIN I	MS	5	REP	O	\$44,368
21	ROHRABACHER, DANA	CA	42	REP	O	\$42,018
22	PALLONE, FRANK JR	NJ	3	DEM	O	\$39,936
23	COX, CHRISTOPHER	CA	40	REP	O	\$39,029
24	GOSS, PORTER JOHNSTON	FL	13	REP	O	\$38,426
25	MILNER, LARRY SHANNON	TX	13	REP	O	\$30,622
26	SWARTS, DAVID J	NY	31	DEM	O	\$28,919
27	MCDERMOTT, JAMES ADELBERT	WA	7	DEM	O	\$27,726
28	TANNER, JOHN S.	TN	8	DEM	O	\$26,634
29	WALSH, JAMES T	NY	27	REP	O	\$24,846
30	BRYANT, EDWARD GLENN	TN	8	REP	O	\$24,668
31	UNSOELD, JOLENE	WA	3	DEM	O	\$24,308
32	STEARNS, CLIFFORD B	FL	6	REP	O	\$23,411
33	SMITH, PETER PLYMPTON	VT	0	REP	O	\$22,510
34	ADAMS, KENNETH MAHLON	FL	14	REP	O	\$22,361
35	SARPALIUS, WILLIAM CLAREN	TX	13	DEM	O	\$18,089
36	POIRIER, PAUL N	VT	0	DEM	O	\$17,088
37	WIGHT, BILL	WA	3	REP	O	\$16,803
38	SCHIFF, STEVEN H	NM	1	REP	O	\$13,772
39	KELLEY, PATRICK J	IL	22	REP	O	\$10,083
40	BAKAL, PETER M	NY	23	REP	O	\$8,707
41	TAYLOR, GARY EUGENE (GENE	MS	5	DEM	O	\$8,031
42	BACON, MAX EDMOND	MO	7	DEM	O	\$7,110
43	COLLINS, THOMAS EDWARD II	MS	4	REP	O	\$6,901
44	ENGEL, ELIOT LANCE	NY	19	DEM	O	\$6,026
45	HEDBOR, JAMES DAVID	VT	0	LIB	O	\$3,577
46	EDWARDS, ROBERT	WA	7	REP	O	\$1,557
47	SANDERS, BERNARD	VT	0	IND	O	\$1,350
48	LENNEY, LIDA	CA	40	DEM	O	\$1,250
49	TAYLOR, DUDLEY WAYNE	TN	2	DEM	O	\$1,205
50	STEWART, LAURA	NJ	3	LIB	O	\$300

83080104137

1987-88  
PRE-GENERAL  
TOP 50 HOUSE OPEN SEAT - DEBTS OWED

RANK	CANDIDATE	STATE	DIST	PARTY	INC CHL OPN	DEBTS OWED
1	COX, CHRISTOPHER	CA	40	REP	O	\$356,486
2	HOAGLAND, PETER	NE	2	DEM	O	\$266,915
3	PARKER, PAUL MICHAEL "MIK"	MS	4	DEM	O	\$240,235
4	ADAMS, KENNETH MAHLON	FL	14	REP	O	\$131,217
5	SCHENKEN, JERRY	NE	2	REP	O	\$130,000
6	ROHRBACHER, DANA	CA	42	REP	O	\$85,942
7	GOSS, PORTER JOHNSTON	FL	13	REP	O	\$79,908
8	ENGEL, ELIOT LANCE	NY	19	DEM	O	\$75,985
9	STEARNS, CLIFFORD B	FL	6	REP	O	\$69,050
10	GILLMOR, PAUL E	OH	5	REP	O	\$55,000
11	BAKAL, PETER M	NY	23	REP	O	\$54,040
12	TAYLOR, DUDLEY WAYNE	TN	2	DEM	O	\$41,154
13	SARPALIUS, WILLIAM CLAREN	TX	13	DEM	O	\$39,465
14	SCHIFF, STEVEN H	NM	1	REP	O	\$35,750
15	UNSOELD, JOLENE	WA	3	DEM	O	\$34,250
16	SANDERS, BERNARD	VT	0	IND	O	\$34,125
17	DOUGLAS, CHARLES G III	NH	2	REP	O	\$31,462
18	UDALL, THOMAS STEWART	NM	1	DEM	O	\$29,500
19	COLLINS, THOMAS EDWARD II	MS	4	REP	O	\$27,243
20	MILNER, LARRY SHANNON	TX	13	REP	O	\$26,948
21	WIGHT, BILL	WA	3	REP	O	\$25,537
22	PAYNE, DONALD M	NJ	10	DEM	O	\$25,000
23	MCDERMOTT, JAMES ADELBERT	WA	7	DEM	O	\$23,136
24	SWARTS, DAVID J	NY	31	DEM	O	\$21,757
25	BACON, MAX EDMOND	MO	7	DEM	O	\$20,914
26	POIRIER, PAUL N	VT	0	DEM	O	\$20,753
27	HANCOCK, MELTON D "MEL"	MO	7	REP	O	\$18,920
28	SMITH, PETER PLYMPTON	VT	0	REP	O	\$16,016
29	POOLER, ROSEMARY S	NY	27	DEM	O	\$16,000
30	CONWAY, JACK T	FL	13	DEM	O	\$13,967
31	WALSH, JAMES T	NY	27	REP	O	\$11,759
32	DONCHESS, JAMES W	NH	2	DEM	O	\$10,000
33	POSHARD, GLENDAL W	IL	22	DEM	O	\$8,150
34	KELLEY, PATRICK J	IL	22	REP	O	\$7,805
35	BRYANT, EDWARD GLENN	TN	8	REP	O	\$6,015
36	TAYLOR, GARY EUGENE (GENE)	MS	5	DEM	O	\$5,000
37	KIMBROUGH, GUY CAMPBELL	CA	42	DEM	O	\$3,050
38	JOHNSTON, HARRY A II	FL	14	DEM	O	\$3,000
39	PALLONE, FRANK JR	NJ	3	DEM	O	\$3,000
40	HEDBOR, JAMES DAVID	VT	0	LIB	O	\$2,800
41	AZZOLINA, JOSEPH	NJ	3	REP	O	\$2,458
42	LENNEY, LIDA	CA	40	DEM	O	\$1,818
43	EDWARDS, ROBERT	WA	7	REP	O	\$1,000
44	MURRAY, THOMAS JAMES	OH	5	DEM	O	\$158

8 8 0 8 0 : 0 4 1 3 8

Individual Non Party Candidate Trans from

Receipts Contributions Support Other Auth. Disburse Ending Cash on Hand Closing Debts Party Expend

Candidate	Party	Receipts	Contributions	Support	Other Auth.	Disburse	Ending Cash on Hand	Closing Debts	Party Expend
<b>ARIZONA</b>									
Dennis DeConcini	Dem								
8 2	Inc								
1983-84		\$18,260	\$6,507	\$0	\$0	\$125,584	\$107,324	\$14,312	
1985-86		\$535,488	\$150,564	\$0	\$0	\$203,291	\$22,679	\$0	
1987-88		\$2,489,130	\$886,445	\$0	\$0	\$1,951,445	\$869,880	\$3,089	\$51,900
Keith Degreen	Rep								
1987-88	Chl	\$192,213	\$9,850	\$54,000	\$0	\$185,227	\$2,985	\$69,729	\$0
<b>CALIFORNIA</b>									
Pete Wilson	Rep								
8 2	Inc								
1983-84		\$885,703	\$191,425	\$0	\$0	\$714,421	\$108,080	\$158,968	
1985-86		\$2,331,921	\$380,732	\$0	\$0	\$972,652	\$279,360	\$17,556	
1987-88		\$9,922,106	\$1,598,290	\$0	\$86,115	\$10,868,068	\$1,638,627	\$9,378	\$1,797,734
Leo McCarthy	Dem								
1987-88	Chl	\$5,905,156	\$800,229	\$0	\$0	\$5,351,301	\$553,854	\$85,686	\$1,519,732
<b>CONNECTICUT</b>									
Lowell Welcker	Rep								
8 2	Inc								
1983-84		\$77,425	\$36,072	\$11,000	\$0	\$79,699	\$2,273	\$44,895	
1985-86		\$186,652	\$59,005	\$0	\$0	\$41,693	\$144,957	\$0	
1987-88		\$2,151,751	\$771,361	\$0	\$0	\$1,925,742	\$368,467	\$0	\$216,750
Joseph Lieberman	Dem								
1987-88	Chl	\$1,970,049	\$110,992	\$0	\$0	\$1,821,159	\$148,690	\$11,490	\$98,570
<b>DELAWARE</b>									
William Roth	Rep								
8 2	Inc								
1983-84		\$12,852	\$1,600	\$0	\$0	\$14,144	\$48,019	\$0	
1985-86		\$116,595	\$79,250	\$0	\$0	\$20,167	\$46,727	\$0	
1987-88		\$1,716,431	\$695,266	\$0	\$3,080	\$1,683,870	\$143,154	\$0	\$91,000
S B Woo	Dem								
1987-88	Chl	\$1,759,929	\$46,660	\$140,000	\$0	\$1,476,745	\$293,162	\$153,651	\$45,450
<b>FLORIDA</b>									
Connie Mack	Rep								
1987-88	Opn	\$3,977,980	\$664,344	\$0	\$147,473	\$3,671,292	\$306,685	\$0	\$858,633
Buddy MacKay	Dem								
1987-88	Opn	\$2,226,077	\$531,605	\$108,000	\$0	\$2,260,782	\$67,229	\$99,520	\$576,810



Candidate	Party	Contributions			Receipts	Candidate Support			From Other	Disbursements	Ending Cash on Hand	Closing Debits	Party Expend
		Individual	Non Party	Party		Support	Auth.	Trans					
<b>HAWAII</b>													
Spark Matsunaga	Dem												
8 2	Inc												
1983-84		\$75,532	\$14,041	\$8,358	\$0	\$0	\$0	\$0	\$142,411	\$338,524	\$0	\$0	
1985-86		\$181,774	\$45,595	\$103,550	\$0	\$0	\$0	\$0	\$153,719	\$271,645	\$0	\$0	
1987-88		\$749,261	\$345,807	\$345,975	\$0	\$0	\$0	\$0	\$401,025	\$299,700	\$0	\$0	\$0
Marla Hustace	Rep												
1987-88	Chl	\$28,120	\$3,040	\$0	\$25,000	\$0	\$0	\$0	\$26,606	\$1,909	\$23,000	\$0	\$0
<b>INDIANA</b>													
Richard Lugar	Rep												
8 2	Inc												
1983-84		\$261,880	\$204,821	\$30,800	\$0	\$0	\$0	\$0	\$84,700	\$53,814	\$0	\$0	
1985-86		\$316,510	\$252,970	\$30,210	\$0	\$0	\$0	\$0	\$137,304	\$230,995	\$0	\$0	
1987-88		\$2,875,340	\$2,034,480	\$707,236	\$0	\$0	\$0	\$0	\$2,428,829	\$410,200	\$0	\$0	\$168,000
John Wickes	Dem												
1987-88	Chl	\$298,836	\$145,505	\$112,500	\$13,156	\$0	\$0	\$0	\$288,712	\$10,123	\$17,912	\$1,300	
<b>MAINE</b>													
George Mitchell	Dem												
8 2	Inc												
1983-84		\$92,061	\$21,310	\$66,922	\$0	\$0	\$0	\$0	\$96,197	\$8,523	\$51,820	\$27	
1985-86		\$40,966	\$6,265	\$13,500	\$0	\$0	\$0	\$0	\$35,072	\$4,387	\$19,361	\$0	
1987-88		\$1,799,287	\$970,159	\$724,547	\$0	\$0	\$0	\$0	\$998,724	\$810,847	\$0	\$0	\$100
Jasper Wyman	Rep												
1987-88	Chl	\$140,237	\$119,305	\$1,349	\$0	\$0	\$0	\$0	\$122,677	\$17,439	\$16,373	\$92,124	
<b>MARYLAND</b>													
Paul Sarbanes	Dem												
8 2	Inc												
1983-84		\$88,207	\$64,546	\$9,547	\$0	\$0	\$0	\$0	\$91,655	\$8,637	\$27,668	\$5,810	
1985-86		\$26,204	\$23,405	\$3,451	\$0	\$0	\$0	\$0	\$26,536	\$689	\$0	\$0	
1987-88		\$1,378,918	\$725,229	\$587,649	\$0	\$0	\$0	\$0	\$1,106,845	\$356	\$0	\$0	\$1,500
Alan Keyes	Rep												
1987-88	Chl	\$407,213	\$356,686	\$29,902	\$0	\$0	\$0	\$0	\$374,023	\$39,253	\$0	\$155,473	

Candidate	Party	Receipts				Contributions				Disbursements			Ending Cash on Hand	Closing Debits	Party Expend	
		Individual	Non Party	Candidate Support	Other	Auth.	Trans	From	Support	Other	Auth.	Disbursements				
<b>MASSACHUSETTS</b>																
Edward Kennedy	Dem															
8 2	Inc													\$700		
1983-84		\$51,046	\$15,074	\$15,250	\$0	\$0	\$184,472	\$139,041						\$0		
1985-86		\$234,307	\$211,000	\$21,525	\$0	\$0	\$105,201	\$5,615						\$0		
1987-88		\$3,082,882	\$2,657,769	\$320,777	\$0	\$0	\$1,885,715	\$133,637						\$0		\$1,300
Joseph Malone	Rep															
1987-88	Chl	\$413,846	\$379,639	\$0	\$3,000	\$0	\$398,791	\$15,052						\$30,877		\$414,365
<b>MICHIGAN</b>																
Donald Riegle	Dem															
8 2	Inc															
1983-84		\$208,378	\$60,903	\$5,889	\$0	\$0	\$98,097	\$263,075						\$0		
1985-86		\$688,684	\$334,179	\$256,014	\$0	\$0	\$112,934	\$374,431						\$0		
1987-88		\$3,125,236	\$1,631,496	\$1,191,791	\$0	\$0	\$2,648,156	\$950,181						\$0		\$1,300
Jim Dunn	Rep															
1987-88	Chl	\$449,454	\$123,523	\$6,555	\$300,808	\$0	\$431,773	\$17,685						\$266,067		\$199,746
<b>MINNESOTA</b>																
David Durenberger	Rep															
8 2	Inc															
1983-84		\$788,980	\$656,178	\$67,394	\$0	\$0	\$720,997	\$84,374						\$99,327		
1985-86		\$1,048,612	\$790,523	\$225,870	\$0	\$0	\$737,629	\$157,829						\$0		
1987-88		\$4,234,837	\$2,842,491	\$1,239,932	\$0	\$0	\$4,461,608	\$468,812						\$11,520		\$117,840
Hubert Humphrey III	Dem															
1987-88	Chl	\$2,196,038	\$1,665,661	\$483,819	\$0	\$8,500	\$2,070,914	\$125,124						\$34,164		\$263,843
<b>MISSISSIPPI</b>																
Trent Lott	Rep															
1987-88	Opn	\$3,126,205	\$1,734,955	\$906,188	\$0	\$429,759	\$2,736,555	\$389,650						\$0		\$150,900
Wayne Dowdy	Dem															
1987-88	Opn	\$1,805,281	\$929,718	\$837,920	\$300	\$0	\$1,902,023	\$76,987						\$20,640		\$143,961
<b>MISSOURI</b>																
John Danforth	Rep															
8 2	Inc															
1983-84		\$127,483	\$24,517	\$99,350	\$0	\$0	\$23,583	\$9,069						\$91,194		
1985-86		\$604,785	\$439,697	\$159,834	\$0	\$0	\$43,863	\$13,018						\$99,350		
1987-88		\$3,827,296	\$2,532,559	\$1,051,557	\$0	\$56,796	\$3,717,143	\$560,922						\$0		\$111,499
Jay Nixon	Dem															
1987-88	Chl	\$822,996	\$461,201	\$226,031	\$21,500	\$0	\$809,810	\$12,885						\$44,378		\$81,886

8 8 0 8 0 0 4 1 4 2  
 Individual Non Party Candidate Trans from  
 Contributions Contributions Support Other Auth. Disbursements

Candidate	Receipts	Individual Contributions	Non Party Contributions	Candidate Support	Other Auth.	Disbursements	Ending Cash on Hand	Closing Debits	Party Expend
<b>MONTANA</b>									
John Melcher	Dem								
8 2	Inc						\$3,059	\$45,885	
1983-84		\$17,793	\$50,161	\$0	\$0	\$90,460	\$7,046	\$5,430	
1985-86		\$31,140	\$105,575	\$0	\$0	\$40,204	\$111,250	\$0	
1987-88		\$332,354	\$761,110	\$0	\$0	\$1,054,087	\$187,559	\$0	\$25,100
Conrad Burns	Rep								
1987-88	Chl	\$419,612	\$161,078	\$0	\$41,653	\$547,207	\$112,070	\$35,270	\$86,762
<b>NEBRASKA</b>									
David Karnes	Rep								
1987-88	Inc	\$1,916,920	\$739,945	\$100,531	\$52,499	\$2,685,759	\$156,980	\$153,625	\$24,957
Bob Kerrey	Dem								
1987-88	Chl	\$2,040,405	\$655,036	\$2,500	\$11,000	\$2,565,000	\$169,164	\$71,784	\$58,499
<b>NEVADA</b>									
Chic Hecht	Rep								
8 2	Inc						\$44,648	\$373,273	
1983-84		\$230,630	\$220,836	\$0	\$0	\$480,944	\$43,240	\$0	
1985-86		\$84,973	\$62,284	\$0	\$0	\$51,536	\$154,940	\$0	
1987-88		\$1,631,061	\$723,414	\$0	\$64,202	\$2,380,568	\$407,697	\$0	\$92,010
Richard Bryan	Dem								
1987-88	Chl	\$1,876,066	\$673,329	\$0	\$0	\$1,971,480	\$626,741	\$39,349	\$70,144
<b>NEW JERSEY</b>									
Frank Lautenberg	Dem								
8 2	Inc						\$60,343	\$3,684,671	
1983-84		\$221,666	\$170,481	\$0	\$0	\$474,908	\$23,941	\$3,476,573	
1985-86		\$455,831	\$71,000	\$0	\$0	\$316,875	\$251,334	\$3,457,664	
1987-88		\$4,744,078	\$1,272,471	\$0	\$0	\$4,966,848	\$1,549,680	\$3,465,123	\$534,749
Peter Dawkins	Rep								
1987-88	Chl	\$5,772,243	\$733,619	\$0	\$0	\$6,293,975	\$287,054	\$78,223	\$537,704
<b>NEW MEXICO</b>									
Jeff Bingaman	Dem								
8 2	Inc						\$20,719	\$754,668	
1983-84		\$281,398	\$186,616	\$356,069	\$0	\$899,644	\$2,276	\$376,772	
1985-86		\$342,419	\$116,188	\$0	\$0	\$312,271	\$151,495	\$272,623	
1987-88		\$1,575,045	\$1,007,630	\$0	\$0	\$2,242,955	\$565,421	\$285,518	\$45,952
William Valentine	Rep								
1987-88	Chl	\$242,770	\$77,713	\$237,135	\$0	\$545,614	\$32,968	\$270,230	\$89,949

1 4 1

Individual Non Party Candidate Trans from  
 8 8 Non Party 0 Candidate 4 Trans 4 from 3

Candidate	Receipts	Contributions	Support	Other	Auth.	Disbursements	Ending Cash on Hand	Closing Debts	Party Expend
<b>NEW YORK</b>									
Daniel Moynihan									
8 2									
1983-84	\$149,101	\$23,660	\$0	\$0	\$0	\$199,387	\$116,647	\$0	
1985-86	\$1,312,574	\$312,279	\$0	\$0	\$0	\$459,319	\$66,360	\$0	
1987-88	\$4,011,700	\$793,273	\$0	\$0	\$0	\$3,354,688	\$919,615	\$0	\$51,456
Robert McMillan									
1987-88	\$458,635	\$305,913	\$112,287	\$0	\$0	\$454,840	\$3,794	\$90,300	\$198,030
<b>NORTH DAKOTA</b>									
Quentin Burdick									
8 2									
1983-84	\$93,980	\$1,231	\$0	\$0	\$0	\$78,601	\$129,142	\$0	
1985-86	\$212,431	\$51,440	\$0	\$0	\$0	\$60,422	\$144,520	\$0	
1987-88	\$1,649,878	\$585,945	\$0	\$0	\$0	\$1,578,312	\$296,528	\$0	\$86,400
Earl Strinden									
1987-88	\$757,270	\$452,503	\$0	\$41,653	\$0	\$670,301	\$86,968	\$5,578	\$91,598
<b>OHIO</b>									
Howard Metzenbaum									
8 2									
1983-84	\$215,732	\$18,280	\$0	\$0	\$0	\$220,267	\$970,455	\$1,784	
1985-86	\$557,279	\$289,887	\$0	\$0	\$0	\$66,439	\$965,920	\$0	
1987-88	\$6,588,591	\$5,333,167	\$0	\$0	\$0	\$7,191,630	\$1,456,761	\$0	\$727,709
George Volnovich									
1985-86	\$554,117	\$489,732	\$0	\$0	\$0	\$136,735	\$417,382	\$0	
1987-88	\$7,070,279	\$5,773,191	\$1,151,000	\$6,266	\$0	\$7,234,001	\$253,703	\$0	\$722,106
<b>PENNSYLVANIA</b>									
John Heinz									
8 2									
1983-84	\$359,108	\$263,575	\$0	\$0	\$0	\$342,494	\$524,957	\$0	
1985-86	\$504,450	\$292,124	\$0	\$0	\$0	\$254,099	\$546,166	\$0	
1987-88	\$4,674,628	\$3,131,663	\$0	\$129,699	\$0	\$4,517,538	\$791,317	\$0	\$110,000
Joseph Vignola									
1987-88	\$507,307	\$444,916	\$13,700	\$991	\$0	\$487,993	\$19,314	\$6,113	\$1,400

8 8 0 8 0 0 0 1 4 4  
Individual Candidate Trans from  
Contributions Non Party Other Auth. Disbursements

Candidate	Receipts	Individual Contributions	Non Party Contributions	Candidate Support	Other	Auth.	Disbursements	Ending Cash on Hand	Closing Debits	Party Expend
<b>RHODE ISLAND</b>										
John Chafee										
8 2										
1983-84	\$152,892	\$116,848	\$10,925	\$0	\$0		\$71,977	\$53,686	\$0	
1985-86	\$407,957	\$229,107	\$128,950	\$0	\$0		\$105,367	\$134,541	\$0	
1987-88	\$2,174,887	\$1,128,679	\$913,369	\$0	\$10,137		\$2,249,285	\$437,131	\$0	\$39,640
Richard Licht										
1987-88	\$2,491,164	\$1,765,905	\$605,452	\$58,206	\$0		\$2,281,633	\$210,279	\$149,401	\$87,284
<b>TENNESSEE</b>										
James Sasser										
8 2										
1983-84	\$166,545	\$20,751	\$91,384	\$40,000	\$0		\$228,621	\$65,161	\$107,251	
1985-86	\$319,765	\$144,035	\$154,599	\$16,000	\$0		\$143,230	\$3,085	\$17,362	
1987-88	\$2,992,615	\$1,585,647	\$1,287,027	\$0	\$0		\$2,511,054	\$179,620	\$4,342	\$0
William Andersen										
1987-88	\$531,302	\$384,225	\$12,050	\$108,792	\$2,574		\$526,896	\$4,406	\$72,577	\$224,892
<b>TEXAS</b>										
Lloyd Bentsen										
8 2										
1983-84	\$432,871	\$279,645	\$161,679	\$0	\$0		\$387,760	\$12,801	\$75,400	
1985-86	\$828,695	\$613,428	\$139,491	\$0	\$0		\$250,520	\$57,910	\$0	
1987-88	\$7,801,622	\$5,121,984	\$2,144,016	\$0	\$0		\$6,623,626	\$1,814,081	\$105,500	\$201,300
Beau Boulter										
1987-88	\$1,258,146	\$1,125,783	\$95,021	\$0	\$0		\$1,248,712	\$18,958	\$101,511	\$1,087,227
<b>UTAH</b>										
Orrin Hatch										
8 2										
1983-84	\$379,893	\$187,842	\$52,561	\$0	\$0		\$333,433	\$95,204	\$1,343	
1985-86	\$349,225	\$229,985	\$98,590	\$0	\$0		\$182,181	\$142,582	\$0	
1987-88	\$3,419,641	\$2,252,490	\$1,054,213	\$0	\$1,757		\$3,092,471	\$636,767	\$405,436	\$0
Brian Moss										
1987-88	\$144,266	\$72,807	\$68,800	\$100	\$0		\$140,277	\$5,237	\$0	\$1,300
<b>VERMONT</b>										
James Jeffords										
1987-88	\$861,311	\$202,054	\$590,493	\$0	\$23,250		\$785,302	\$288,685	\$0	\$92,000
William Gray										
1987-88	\$504,701	\$328,261	\$98,450	\$57,513	\$0		\$488,554	\$16,145	\$38,223	\$11,300

Note: Non Party Contributions to Bentsen do not include \$117,500 refunded by the Campaign

8 8 0 8 0 ' 0 4 1 4 5  
 Individual Non Party Candidate Trans from  
 Receipts Contributions Support Other Auth. Disbursements

Candidate	Party	Receipts	Individual Contributions	Non Party Contributions	Candidate Support	Other Auth.	Disbursements	Ending Cash on Hand	Closing Debts	Party Expend
<b>VIRGINIA</b>										
Charles Robb 1987-88	Dem Opn	\$2,950,747	\$2,085,762	\$792,821	\$0	\$0	\$2,200,182	\$750,563	\$0	\$0
Maurice Dawkins 1987-88	Rep Opn	\$211,017	\$134,354	\$22,623	\$15,014	\$0	\$209,550	\$1,465	\$47,359	\$80,104
<b>WASHINGTON</b>										
Michael Lowry 1987-88	Dem Opn	\$1,523,202	\$870,914	\$440,466	\$42,198	\$149,587	\$1,484,522	\$38,678	\$75,197	\$226,500
Slade Gorton 1987-88	Rep Opn	\$1,795,363	\$1,175,342	\$559,517	\$0	\$324	\$1,785,930	\$170,880	\$43,773	\$208,851
<b>WEST VIRGINIA</b>										
Robert Byrd 8 2 1983-84	Dem Inc	\$41,464	\$610	\$7,600	\$0	\$0	\$94,621	\$226,143	\$0	\$0
1985-86		\$90,661	\$6,770	\$75,250	\$0	\$0	\$88,416	\$172,986	\$0	\$0
1987-88		\$1,293,798	\$317,325	\$869,054	\$0	\$0	\$725,104	\$743,925	\$0	\$100
Jay Wolfe 1987-88	Rep Chl	\$80,072	\$60,669	\$2,103	\$0	\$0	\$79,891	\$181	\$8,553	\$129,221
<b>WISCONSIN</b>										
Herbert Kohl 1987-88	Dem Opn	\$6,133,009	\$568,734	\$0	\$5,560,071	\$0	\$5,391,755	\$741,253	\$72,500	\$0
Susan Engelleiter 1987-88	Rep Opn	\$2,141,415	\$1,207,665	\$740,502	\$150,000	\$1,018	\$1,900,587	\$240,192	\$110,838	\$175,340
<b>WYOMING</b>										
Malcolm Wallop 8 2 1983-84	Rep Inc	\$28,174	\$2,197	\$2,700	\$0	\$0	\$36,990	\$19,080	\$2,000	\$0
1985-86		\$78,713	\$31,919	\$48,228	\$0	\$0	\$70,495	\$10,264	\$0	\$0
1987-88		\$1,334,539	\$422,351	\$772,620	\$0	\$106,395	\$964,694	\$388,326	\$0	\$24,760
John Vinich 1987-88	Dem Chl	\$288,768	\$109,965	\$126,303	\$15,000	\$0	\$267,638	\$21,129	\$26,000	\$68,322

DIST	CANDIDATE	INC CHL	PTY	NET RECEIPTS	INDIV CONTRIB	OTHER ATE'S	NET DISBURSE	CASH ON HAND	DEBTS OWED	MOST RECENT REPORT
ALABAMA										
1	AMENT, KENNETH W	C	LIB	\$0	\$0	\$0	\$0	\$0	\$0	10/19/1988
	CALLAHAN, HERBERT L	I	REP	\$529,478	\$282,001	\$221,800	\$395,261	\$290,453	\$0	10/19/1988
	TYSON, JOHN M JR	C	DEM	\$103,423	\$44,870	\$45,400	\$99,236	\$4,186	\$2,500	10/19/1988
2	CLARKE, JANIE BAKER	C	DEM	\$0	\$0	\$0	\$0	\$0	\$0	10/19/1988
	DICKINSON, WILLIAM L	I	REP	\$271,386	\$103,440	\$154,539	\$186,975	\$435,995	\$0	10/19/1988
3	KING, JOEL BROOKE	C	LIB	\$0	\$0	\$0	\$0	\$0	\$0	10/19/1988
	NICHOLS, BILL	I	DEM	\$206,951	\$74,086	\$63,936	\$103,340	\$460,288	\$0	10/19/1988
4	SHOCKLEY, JEROME	C	LIB	\$184,347	\$47,740	\$83,850	\$101,896	\$519,935	\$0	10/19/1988
	BEVILL, TOM	I	DEM	\$0	\$0	\$0	\$0	\$0	\$0	10/19/1988
5	SEBASTIAN, JOHN	C	LIB	\$622,621	\$153,870	\$392,410	\$433,251	\$793,318	\$0	10/19/1988
	FLIPPO, RONNIE GENE	I	DEM	\$108,087	\$96,689	\$1,975	\$104,594	\$3,493	\$0	10/19/1988
	MCDONALD, STAN	C	REP	\$0	\$0	\$0	\$0	\$0	\$0	10/19/1988
	PALMER, JOHN	C	LIB	\$2,425	\$1,425	\$0	\$8,004	\$0	\$0	10/27/1988
6	CADDIS, CHARLES O	C	REP	\$238	\$0	\$0	\$238	\$0	\$0	10/19/1988
	WINGO, WILLIAM	C	LIB	\$214,781	\$51,638	\$143,450	\$139,584	\$222,152	\$0	10/19/1988
	ERDREICH, BENJAMIN L	I	DEM	\$8,788	\$395	\$4,479	\$0	\$4,298	\$0	10/19/1988
7	BACON, JAMES E. "JIM	C	REP	\$0	\$0	\$0	\$0	\$0	\$0	10/19/1988
	BARKSDALE, ALAN	C	LIB	\$338,416	\$130,984	\$203,005	\$239,570	\$100,347	\$5,000	10/19/1988
	HARRIS, CLAUDE JR	I	DEM	\$0	\$0	\$0	\$0	\$0	\$0	10/19/1988
ALASKA										
0	GRUENSTEIN, PETER	C	DEM	\$363,902	\$188,788	\$88,734	\$315,879	\$48,023	\$82,479	10/19/1988
	YOUNG, DONALD E	I	REP	\$469,523	\$219,226	\$229,625	\$473,695	\$7,839	\$40,321	10/19/1988
ARIZONA										
1	FILLMORE, JOHN M	C	DEM	\$12,342	\$1,110	\$600	\$11,680	\$661	\$2,316	10/19/1988
	RHODES, JOHN JACOB I	I	REP	\$270,103	\$145,179	\$123,669	\$262,618	\$12,711	\$962	10/19/1988
2	SWEENEY, JOSEPH D	C	REP	\$1,400	\$0	\$0	\$1,400	\$0	\$0	10/15/1988
	UDALL, MORRIS K	I	DEM	\$103,006	\$31,458	\$68,855	\$79,785	\$36,136	\$0	10/19/1988
3	MOSS, DAVID R	C	DEM	\$10,976	\$650	\$0	\$13,087	\$89	\$0	10/19/1988
	PARSONS, JOHN	C	IND	\$7,001	\$6,908	\$0	\$1,752	\$1,716	\$0	10/19/1988
4	STUMP, BOB	I	REP	\$225,729	\$90,570	\$101,646	\$268,880	\$127,029	\$0	10/19/1988
	KYL, JON L	I	REP	\$479,451	\$296,607	\$169,564	\$297,813	\$190,691	\$0	10/19/1988
5	SPRUNK, GARY	C	LIB	\$0	\$0	\$0	\$0	\$0	\$0	10/19/1988
	BEECHER, JUDITH	C	DEM	\$0	\$0	\$0	\$0	\$0	\$0	10/19/1988
	KOLBE, JAMES T	I	REP	\$358,899	\$209,421	\$137,013	\$364,899	\$15,847	\$12,757	10/19/1988
ARKANSAS										
1	ALEXANDER, WILLIAM V	I	DEM	\$657,122	\$263,058	\$304,699	\$640,427	\$25,233	\$28,830	10/19/1988
2	CARPENTER, WARREN D	C	REP	\$11,299	\$0	\$0	\$10,935	\$163	\$0	10/19/1988
	ROBINSON, TOMMY FRAN	I	DEM	\$461,002	\$303,833	\$156,823	\$437,906	\$72,461	\$0	10/19/1988
3	HAMMERSCHMIDT, JOHN	I	REP	\$301,077	\$118,676	\$154,100	\$107,834	\$361,677	\$0	10/19/1988
	STEWART, DAVID ALAN	C	DEM	\$56,926	\$41,360	\$300	\$54,615	\$2,306	\$0	10/19/1988
4	BELL, ROGER N	C	REP	\$9,455	\$7,080	\$80	\$5,705	\$3,748	\$0	09/30/1988
	ANTHONY, BERYL F JR	I	DEM	\$423,295	\$52,269	\$290,392	\$380,747	\$380,314	\$0	10/18/1988
CALIFORNIA										
1	BOSCO, DOUGLAS H	I	DEM	\$221,655	\$90,509	\$91,684	\$216,960	\$5,345	\$16,000	10/19/1988
	FRIED, ERIC	C	REP	\$5,985	\$4,685	\$300	\$1,986	\$3,998	\$1,000	10/19/1988
	VANDERBILT, SAMUEL "	C	REP	\$6,345	\$3,000	\$0	\$6,345	\$2,170	\$2,170	10/19/1988
2	MEYER, WAYNE R	C	DEM	\$146,616	\$93,139	\$48,400	\$140,912	\$6,004	\$4,500	10/19/1988
	PENDERY, HARRY H.	C	LIB	\$0	\$0	\$0	\$0	\$0	\$0	10/19/1988
	HEGER, WALTER WILLI	I	REP	\$599,804	\$356,503	\$226,613	\$543,037	\$75,355	\$0	10/15/1988
3	LANDOWSKI, LOWELL PA	C	REP	\$7,032	\$3,582	\$0	\$6,973	\$58	\$0	10/19/1988
	MATSUI, ROBERT T	I	DEM	\$859,444	\$344,269	\$435,191	\$556,262	\$679,643	\$0	10/19/1988

DIST	CANDIDATE	INC CHL OPN	PTY	NET RECEIPTS	INDIV CONTRIB	OTHER INTERESTS	NET EXPENSE	CASH ON HAND	DEBTS OWED	MOST RECENT REPORT
CALIFORNIA										
4	FAZIO, VIC	I	DEM	\$575,913	\$220,093	\$335,333	\$475,930	\$305,579	\$0	10/19/1988
	SMITH, LARRY T	C	REP	\$5,100	\$0	\$560	\$5,000	\$100	\$0	06/30/1988
5	O'NEILL, BRUCE H	C	REP	\$15,278	\$5,909	\$0	\$12,617	\$2,661	\$4,500	09/30/1988
	EDWARDS, KAREN	C	IND	\$0	\$0	\$0	\$0	\$0	\$0	
	*PELOSI, NANCY	I	DEM	\$633,649	\$354,295	\$258,750	\$509,591	\$151,311	\$0	10/19/1988
	GROVE, SAMUEL K.	C	LIB	\$0	\$0	\$0	\$0	\$0	\$0	
	ZUHR, THEODORE "TED"	C	PAF	\$0	\$0	\$0	\$0	\$0	\$0	
6	BOXER, BARBARA	I	DEM	\$418,655	\$240,352	\$164,410	\$318,579	\$234,543	\$0	10/19/1988
	STEINHETZ, WILLIAM G	C	REP	\$40,538	\$24,882	\$6,000	\$36,630	\$3,907	\$8,848	09/30/1988
	LAST, JEAN	C	REP	\$7,453	\$5,331	\$0	\$9,117	\$1,476	\$0	10/20/1988
7	MILLER, GEORGE	I	DEM	\$385,963	\$191,798	\$158,680	\$209,538	\$433,863	\$0	10/19/1988
8	CONDIT, TOM	C	PAF	\$0	\$0	\$0	\$0	\$0	\$0	
	CUDDIHY, JOHN JOSEPH	C	REP	\$6,204	\$4,177	\$0	\$5,680	\$526	\$475	10/08/1988
	DELUIMS, RONALD V	I	DEM	\$952,409	\$685,580	\$54,074	\$979,408	\$126,198	\$30,000	10/19/1988
9	HERTZ, HOWARD	C	REP	\$456,855	\$145,274	\$298,028	\$311,862	\$182,556	\$0	10/19/1988
	STARK, FORTNEY HILLM	I	DEM	\$144,661	\$40,118	\$98,006	\$163,199	\$28,019	\$0	10/19/1988
10	EDWARDS, DON	C	LIB	\$0	\$0	\$0	\$0	\$0	\$0	
	WATSON, KENNITA	C	LIB	\$0	\$0	\$0	\$0	\$0	\$0	
11	KUDROVZEFF, NICHOLAS	C	AIP	\$332,286	\$197,009	\$89,767	\$204,814	\$480,749	\$0	10/19/1988
	LANTOS, THOMAS P	I	DEM	\$0	\$0	\$0	\$0	\$0	\$0	
	MARTINEZ, VICTOR	C	PAF	\$83,085	\$38,293	\$8,100	\$87,710	\$751	\$21,829	10/19/1988
	QURAISHI, G M (BILL)	C	REP	\$0	\$0	\$0	\$0	\$0	\$0	
	WADE, BILL	C	LIB	\$1,166,264	\$1,001,116	\$137,247	\$1,115,489	\$50,776	\$91,589	10/19/1988
12	CAMPBELL, THOMAS J	C	REP	\$864,038	\$433,560	\$340,534	\$853,073	\$10,976	\$106,259	10/19/1988
	ESHOO, ANNA G	C	DEM	\$0	\$0	\$0	\$0	\$0	\$0	
	GREY, TOM	C	LIB	\$22,286	\$14,104	\$0	\$21,020	-\$41	\$4,800	10/19/1988
13	SOMMER, LUKE ELLIOTT	C	REP	\$0	\$0	\$0	\$0	\$0	\$0	
	WEBSTER, JOHN H.	C	LIB	\$0	\$0	\$0	\$0	\$0	\$0	
	HINETA, NORMAN Y	I	DEM	\$512,037	\$221,583	\$253,120	\$398,793	\$378,503	\$0	10/19/1988
14	MALBERG, PATRICIA	C	DEM	\$82,042	\$58,762	\$4,035	\$78,742	\$3,297	\$16,459	10/19/1988
	SHUMWAY, NORMAN D	I	REP	\$344,651	\$202,092	\$120,015	\$374,393	\$109,357	\$0	10/19/1988
15	COELHO, ANTHONY LEE	I	DEM	\$735,235	\$355,181	\$352,556	\$752,915	\$195,671	\$0	10/19/1988
	HARNER, CAROL	C	REP	\$0	\$0	\$0	\$0	\$0	\$0	
	HARRIS, RICHARD M.	C	LIB	\$49,469	\$33,808	\$0	\$46,968	\$2,499	\$14,775	10/19/1988
16	MONTETH, STANLEY KI	C	REP	\$242,398	\$105,704	\$75,000	\$132,393	\$226,173	\$0	10/19/1988
	PANETTA, LEON EDWARD	I	DEM	\$11,734	\$3,308	\$1,000	\$5,227	\$640	\$1,559	10/19/1988
17	LAVERY, VINCENT	C	DEM	\$177,585	\$69,647	\$98,145	\$185,315	\$52,709	\$0	10/19/1988
	PASHAYAN, CHARLES JR	I	REP	\$248,414	\$106,183	\$103,526	\$166,928	\$88,584	\$0	10/19/1988
18	LEHMAN, RICHARD H	I	DEM	\$79,370	\$43,558	\$800	\$74,632	\$3,736	\$33,084	10/19/1988
	LINN, DAVID A	C	REP	\$0	\$0	\$0	\$0	\$0	\$0	
19	DONALDSON, ROBERT	C	LIB	\$1,271,684	\$815,411	\$408,248	\$1,090,599	\$181,086	\$27,000	10/19/1988
	HART, GARY K	I	REP	\$1,079,621	\$752,327	\$259,673	\$1,201,366	\$150,744	\$0	10/19/1988
20	LAGOMARSINO, ROBERT	C	LIB	\$0	\$0	\$0	\$0	\$0	\$0	
	BERSONH, DAVID	C	LIB	\$10,352	\$10,152	\$0	\$13,608	\$1,659	\$9,452	10/19/1988
	REID, LITA MARTIN	C	DEM	\$279,479	\$64,603	\$179,550	\$241,439	\$232,722	\$0	10/19/1988
21	THOMAS, WILLIAM MARS	I	REP	\$470,488	\$308,156	\$153,064	\$441,495	\$69,398	\$30,895	10/19/1988
	GALLEGLY, ELTON	I	REP	\$0	\$0	\$0	\$0	\$0	\$0	
	JAY, ROBERT	C	LIB	\$0	\$0	\$0	\$0	\$0	\$0	
	STEVENS, DONALD E.	C	DEM	\$0	\$0	\$0	\$0	\$0	\$0	
22	BROWN, TED	C	LIB	\$0	\$0	\$0	\$0	\$0	\$0	
	ISAACSON, SHIRLEY RA	C	PAF	\$0	\$0	\$0	\$0	\$0	\$0	
	MOORHEAD, CARLOS JOH	I	REP	\$364,660	\$102,016	\$197,055	\$182,402	\$642,396	\$0	10/19/1988

\* Pelosi - Special election activity not included.



DIST	CANDIDATE	INC CHL OPN	PTY	RECEIPTS	NET CONTRIB.	OTHER CMT'S	NET DEBUSE	CASH ON HAND	DEBTS OWED	MOST RECENT REPORT
CALIFORNIA										
23	SIMMONS, JOHN G	C	DEM	\$15,423	\$14,697	\$350	\$12,552	\$4,389	\$0	10/19/1988
	HONIGSFELD, JOHN	C	PAF	\$0	\$0	\$0	\$0	\$0	\$0	
	SALOHON, JIM	C	REP	\$66,993	\$45,485	\$4,210	\$59,226	\$7,766	\$6,059	10/19/1988
	VERNON, JOHN R	C	LIB	\$33,551	\$21,748	\$0	\$32,675	\$876	\$6,000	10/19/1988
	BEILINSON, ANTHONY C	I	DEM	\$144,672	\$133,937	\$0	\$137,197	\$13,153	\$0	10/19/1988
24	ABRAHAMS, GEORGE	C	LIB	\$0	\$0	\$0	\$0	\$0	\$0	
	COWLES, JOHN N	C	REP	\$11,630	\$7,054	\$0	\$10,745	\$884	\$1,500	09/30/1988
	GREEN, JAMES NAYLOR	C	PAF	\$0	\$0	\$0	\$0	\$0	\$0	
	WAXMAN, HENRY A	I	DEM	\$303,116	\$63,475	\$219,491	\$164,923	\$240,072	\$0	10/19/1988
25	REYES, RAUL	C	PAF	\$64,882	\$5,685	\$30,000	\$49,743	\$239,666	\$0	10/19/1988
	ROYBAL, EDWARD R	I	DEM	\$0	\$0	\$0	\$0	\$0	\$0	
	THIE, JOHN C.	C	LIB	\$0	\$0	\$0	\$0	\$0	\$0	
26	BRODERSON, GERALD C	C	REP	\$501,602	\$281,863	\$187,417	\$363,326	\$159,547	\$0	10/19/1988
	FURCO, HOWARD L	I	DEM	\$0	\$0	\$0	\$0	\$0	\$0	
27	BELCO, WILLIAM J.	C	LIB	\$15,226	\$8,599	\$200	\$12,895	\$2,329	\$983	10/19/1988
	GALBRAITH, DENNIS DE	C	REP	\$849,320	\$568,571	\$128,550	\$348,483	\$811,601	\$0	10/19/1988
	LEVINE, MEL	I	DEM	\$0	\$0	\$0	\$0	\$0	\$0	
28	ADAMS, GEORGE ZALDIV	C	REP	\$103,240	\$44,648	\$54,930	\$106,253	\$77,511	\$0	10/19/1988
	DIXON, JULIAN CAREY	I	DEM	\$0	\$0	\$0	\$0	\$0	\$0	
	HONIGSFELD, SALOMEA	C	PAF	\$3,627	\$272	\$0	\$3,582	\$17	\$3,199	06/30/1988
	JOHNSON, HOWARD	C	LIB	\$6,584	\$1,834	\$0	\$4,629	\$954	\$0	09/30/1988
29	FRANCO, REUBEN DANIE	C	REP	\$92,150	\$3,800	\$88,350	\$57,581	\$146,007	\$0	10/19/1988
	GILMORE, GREGORY P.	C	LIB	\$0	\$0	\$0	\$0	\$0	\$0	
	HAWKINS, AUGUSTUS F	I	DEM	\$358,648	\$158,668	\$167,750	\$322,868	\$78,304	\$8,000	10/19/1988
30	GOLDSWORTHY, KIM J.	C	LIB	\$278,394	\$131,391	\$82,612	\$261,277	\$17,116	\$48,324	10/19/1988
	MARTINEZ, MATTHEW GI	I	DEM	\$456,599	\$290,441	\$142,349	\$431,622	\$28,764	\$0	10/19/1988
	MYERS, HOUSTON	C	IND	\$5,262	\$3,150	\$745	\$3,944	\$1,316	\$750	10/19/1988
	RAMIREZ, RALPH ROY	C	REP	\$456,560	\$185,429	\$254,185	\$279,485	\$223,631	\$0	10/19/1988
31	DYMALLY, MERVYN M	I	DEM	\$20,005	\$12,080	\$400	\$19,135	\$867	\$0	10/19/1988
	MAY, ARNOLD COLEMAN	C	REP	\$437,624	\$206,212	\$78,250	\$124,366	\$1,263,087	\$0	10/19/1988
32	ANDERSON, GLENN M	C	LIB	\$0	\$0	\$0	\$0	\$0	\$0	
	DENNY, MARC F.	C	LIB	\$0	\$0	\$0	\$0	\$0	\$0	
	KAHN, SANFORD W	C	REP	\$0	\$0	\$0	\$0	\$0	\$0	
33	MURDOCK, VIKKI	C	PAF	\$0	\$0	\$0	\$0	\$0	\$0	
	DREIER, DAVID T	I	REP	\$0	\$0	\$0	\$0	\$0	\$0	
	GENTRY, NELSON	C	DEM	\$0	\$0	\$0	\$0	\$0	\$0	
	LIGHTFOOT, GAIL	C	LIB	\$0	\$0	\$0	\$0	\$0	\$0	
34	NOONAN, MIKE	C	PAF	\$131,705	\$98,064	\$31,520	\$102,203	\$30,636	\$0	10/19/1988
	HOUSE, CHARLES M	C	REP	\$0	\$0	\$0	\$0	\$0	\$0	
	SWINNEY, CARL M. "HA	C	LIB	\$190,264	\$87,650	\$82,019	\$147,337	\$167,622	\$0	10/19/1988
35	TORRES, ESTEBAN E	I	DEM	\$178,852	\$31,036	\$130,150	\$265,234	\$136,886	\$0	10/19/1988
	LEWIS, JERRY	I	REP	\$0	\$0	\$0	\$0	\$0	\$0	
	SWEENEY, PAUL	C	DEM	\$2,400	\$0	\$0	\$2,391	\$7	\$750	07/31/1988
36	ANDERSON, FRED LODEW	C	AIP	\$311,177	\$138,031	\$161,493	\$276,360	\$72,205	\$0	10/19/1988
	BROWN, GEORGE E JR	I	DEM	\$121,541	\$74,013	\$42,130	\$121,276	\$2,812	\$40,268	10/19/1988
	STARK, JOHN PAUL	C	REP	\$0	\$0	\$0	\$0	\$0	\$0	
	VALENTINE, KENNETH E	C	LIB	\$5,185	\$3,949	\$0	\$5,135	\$49	\$1,236	10/19/1988
37	FLICKINGER, BONNIE	C	LIB	\$97,145	\$46,694	\$47,550	\$106,275	\$42,650	\$0	10/19/1988
	MCCANDLESS, ALFRED A	I	REP	\$9,894	\$3,805	\$4,500	\$7,007	\$2,881	\$1,676	09/30/1988
	PEARSON, JOHN CHARLE	C	DEM	\$0	\$0	\$0	\$0	\$0	\$0	

DIST	CANDIDATE	INC CHL	PTY	NETS RECEIPTS	OTHER UNITS	NET DISBURSE	CASH ON HAND	DEBTS OWED	MOST RECENT REPORT
CALIFORNIA									
38	GERMAN, FRANKLIN WIL	C	PAF	\$0	\$0	\$0	\$0	\$0	
	MCKAY, BRUCE	C	LIB	\$0	\$0	\$0	\$0	\$0	
	YUDELSON, JERRY M	C	DEM	\$243,154	\$45,699	\$202,050	\$18,596	\$64,870	10/19/1988
	* DORNAN, ROBERT KENNE	I	REP	\$1,411,433	\$61,675	\$1,308,011	\$142,929	\$50,000	10/19/1988
39	CONNELLY, LEE	C	LIB	\$0	\$0	\$0	\$0	\$0	
	DANNEMEYER, WILLIAM	I	REP	\$282,823	\$133,897	\$235,230	\$128,582	\$0	10/19/1988
	MARQUIS, DON E.	C	DEM	\$1,432	\$1,662	\$2,541	\$0	\$0	10/19/1988
40	BLOXHAM, ROGER	O	LIB	\$0	\$0	\$0	\$0	\$0	
	COX, CHRISTOPHER	O	REP	\$892,331	\$103,839	\$853,455	\$39,029	\$356,486	10/19/1988
	FARSAI, GRETCHEN J.	O	PAF	\$0	\$0	\$0	\$0	\$0	
	LENNEY, LIDA	O	DEM	\$39,820	\$2,225	\$38,569	\$1,250	\$1,818	10/19/1988
41	KRIPKE, DANIEL F MD	C	DEM	\$30,146	\$4,000	\$24,772	\$7,398	\$7,000	10/19/1988
	LOWERY, WILLIAM DAVI	I	REP	\$417,891	\$160,315	\$350,922	\$138,877	\$0	10/19/1988
	RIDER, DICK	C	LIB	\$0	\$0	\$0	\$0	\$0	
	WEBER, C.T.	O	PAF	\$0	\$0	\$0	\$0	\$0	
42	ROHRBACHER, DANA	C	REP	\$413,700	\$121,798	\$371,681	\$42,018	\$85,942	10/19/1988
	KIMBROUGH, GUY CAMPB	O	DEM	\$9,966	\$250	\$9,786	\$179	\$3,050	10/19/1988
43	ROSE, RICHARD D.	C	PAF	\$51,059	\$0	\$47,737	\$3,321	\$36,500	10/19/1988
	GREENEBAUM, HOWARD	O	DEM	\$0	\$0	\$0	\$0	\$0	
	MUHE, DANIEL L.	C	LIB	\$0	\$0	\$0	\$0	\$0	
44	PACKARD, RONALD C	I	REP	\$174,109	\$93,388	\$119,195	\$154,045	\$0	10/19/1988
	BATES, JIM	I	DEM	\$342,666	\$163,805	\$290,458	\$2,583	\$500	10/19/1988
	BUTTERFIELD, ROBERT	C	REP	\$99,658	\$9,130	\$91,697	\$7,989	\$27,800	10/19/1988
45	THOMPSON, DENNIS	C	LIB	\$0	\$0	\$0	\$0	\$0	
	HUNTER, DUNCAN LEE	I	REP	\$351,189	\$121,968	\$354,669	\$118,550	\$0	10/19/1988
	LEPISCOPO, PETE	C	DEM	\$6,086	\$1,275	\$5,572	\$514	\$1,427	10/20/1988
	WILLIS, PERRY	C	LIB	\$0	\$0	\$0	\$0	\$0	
COLORADO									
1	SCHROEDER, PATRICIA	I	DEM	\$214,042	\$106,184	\$161,406	\$256,393	\$0	10/19/1988
	WOOD, JOY	C	REP	\$16,919	\$11,670	\$17,089	\$53	\$0	09/30/1988
2	BATH, DAVID EUGENE	C	REP	\$77,292	\$52,066	\$67,850	\$9,447	\$16,792	10/19/1988
	SKAGGS, DAVID E	I	DEM	\$607,036	\$380,095	\$473,059	\$137,045	\$18,642	10/19/1988
3	CAMPBELL, BEN NIGHTH	I	DEM	\$433,465	\$155,996	\$389,364	\$52,160	\$0	10/19/1988
	ZARTMAN, JAMES KITCH	C	REP	\$12,401	\$9,626	\$11,985	\$415	\$0	10/19/1988
4	BROWN, HANK	I	REP	\$246,666	\$71,442	\$93,397	\$262,989	\$0	10/19/1988
	VIGIL, CHARLES S	C	DEM	\$2,270	\$2,135	\$1,108	\$1,162	\$0	10/19/1988
5	HEFLEY, JOEL MAURICE	I	REP	\$200,410	\$103,086	\$155,123	\$60,589	\$0	10/19/1988
	MITCHELL, JOHN JOSEP	C	DEM	\$961	\$211	\$930	\$24	\$0	09/30/1988
6	EZZARD, MARTHA M	C	DEM	\$427,370	\$111,516	\$361,738	\$65,634	\$14,088	10/19/1988
	HECKMAN, JOHN	C	IND	\$0	\$0	\$0	\$0	\$0	
	SCHAEFER, DAN	I	REP	\$527,321	\$270,348	\$435,115	\$136,635	\$0	10/19/1988
CONNECTICUT									
1	KENNELLY, BARBARA B	I	DEM	\$369,250	\$122,155	\$387,151	\$105,706	\$0	10/19/1988
	ROBLES, MARIO JR	C	REP	\$7,905	\$4,737	\$6,361	\$1,543	\$361	10/19/1988
2	CARBERRY, GLENN THOM	C	REP	\$186,511	\$124,206	\$167,359	\$19,049	\$40,884	10/19/1988
	GEJDNENSON, SAMUEL	I	DEM	\$587,047	\$398,962	\$553,978	\$39,653	\$0	10/19/1988
3	MORRISON, BRUCE A	I	DEM	\$387,592	\$206,949	\$376,985	\$57,854	\$400	10/19/1988
	PATTON, GERARD B	C	REP	\$88,631	\$2,005	\$87,172	\$1,457	\$27,212	10/19/1988
4	PEARSON, ROGER	C	DEM	\$17,028	\$14,123	\$24,114	\$3,409	\$0	10/19/1988
	** SHAYS, CHRISTOPHER	I	REP	\$578,900	\$402,883	\$492,477	\$86,422	\$40,273	10/19/1988

\* Some of this activity relates to previous campaign.  
 \*\* Special election activity not included.

DIST	CANDIDATE	INC CHL OPN	PTY	RECEIPTS	CONTRIB	OTHER CHIEF'S	5 DEBURSE	CASH ON HAND	DEBITS OWED	HST RECENT REPORT
CONNECTICUT										
5	MARINAM, JOSEPH JR	C	DEM	\$28,175	\$22,475	\$2,500	\$27,496	\$678	\$5,634	10/19/1988
	ROWLAND, JOHN G	I	REP	\$336,508	\$205,323	\$113,335	\$253,792	\$86,468	\$0	10/19/1988
6	GRIFFIN, JAMES L	C	DEM	\$100,935	\$55,233	\$13,325	\$86,018	\$14,916	\$0	10/19/1988
	JOHNSON, NANCY LEE	I	REP	\$384,699	\$300,176	\$79,360	\$339,990	\$73,575	\$0	10/19/1988
	MARIETA, LOUIS J.	C	IND	\$0	\$0	\$0	\$0	\$0	\$0	
DELAWARE										
0	CARPER, THOMAS R	I	DEM	\$320,980	\$173,150	\$135,035	\$271,804	\$81,959	\$10,000	10/19/1988
	KRAFF, JAMES P	C	REP	\$114,022	\$69,297	\$3,425	\$105,222	\$9,299	\$58,104	10/19/1988
DIST OF COLUMBIA										
0	FAUNTROY, WALTER EDW	I	DEM	\$55,499	\$20,261	\$26,146	\$56,055	\$13,610	\$0	10/19/1988
	FROST, ALVIN	C	IND	\$0	\$0	\$0	\$0	\$0	\$0	
FLORIDA										
1	ARMRUSTER, EDWARD D	C	REP	\$22,800	\$4,792	\$308	\$22,050	\$750	\$16,650	10/19/1988
	HUTTO, EARL	I	DEM	\$161,979	\$66,184	\$75,841	\$180,706	\$35,076	\$0	10/19/1988
2	GRANT, BILL	I	DEM	\$252,264	\$122,914	\$92,850	\$212,012	\$40,759	\$0	10/19/1988
	GUNTER, RICHARD	C	REP	\$9,765	\$6,065	\$0	\$7,282	\$2,482	\$0	06/30/1988
3	BENNETT, CHARLES EDW	I	DEM	\$90,976	\$15,636	\$45,361	\$19,435	\$288,886	\$2,590	10/19/1988
4	CHAPPELL, WILLIAM VE	I	DEM	\$766,564	\$390,623	\$334,500	\$872,968	\$50,494	\$0	10/19/1988
	JAMES, CRAIG TAYLOR	C	REP	\$224,864	\$52,729	\$25,425	\$214,252	\$10,571	\$150,000	10/19/1988
5	MCCOLLUM, BILL	I	REP	\$291,308	\$126,114	\$103,235	\$254,798	\$258,539	\$0	10/19/1988
6	HILLS, JON L	O	DEM	\$302,579	\$146,374	\$129,600	\$236,371	\$66,207	\$0	10/19/1988
	STEARNS, CLIFFORD B	O	REP	\$175,284	\$75,710	\$600	\$152,743	\$23,411	\$69,050	10/19/1988
7	GIBBONS, SAM M	I	DEM	\$563,009	\$196,103	\$317,237	\$354,383	\$599,185	\$0	10/19/1988
8	YOUNG, C W BILL	I	REP	\$183,150	\$47,665	\$94,150	\$99,409	\$390,650	\$0	10/19/1988
	WIMBISH, C BETTE	C	DEM	\$35,374	\$14,659	\$14,001	\$23,080	\$12,194	\$2,067	10/19/1988
9	BILIRAKIS, MICHAEL	I	REP	\$373,812	\$230,280	\$134,075	\$152,053	\$233,782	\$0	10/19/1988
10	HIGGINBOTTOM, DAVID	C	DEM	\$28,147	\$21,375	\$0	\$23,772	\$4,371	\$20,000	10/19/1988
	IRELAND, ANDY	I	REP	\$363,535	\$196,569	\$145,839	\$350,348	\$141,006	\$0	10/19/1988
11	NELSON, BILL	I	DEM	\$402,806	\$164,823	\$181,055	\$502,778	\$13,766	\$40,312	10/19/1988
	TOLLEY, WILLIAM RUSS	C	REP	\$134,942	\$81,742	\$4,500	\$125,750	\$9,190	\$35,500	10/19/1988
12	LEWIS, TOM	I	REP	\$280,142	\$198,964	\$60,990	\$238,724	\$194,788	\$0	10/19/1988
13	CONWAY, JACK T	O	DEM	\$173,707	\$100,146	\$41,850	\$123,443	\$50,265	\$13,967	10/19/1988
	GOSS, PORTER JOHNSTO	O	REP	\$754,561	\$594,290	\$76,730	\$716,136	\$38,426	\$79,908	10/19/1988
14	ADAMS, KENNETH MAHLO	O	REP	\$416,288	\$230,400	\$33,317	\$393,928	\$22,361	\$131,217	10/19/1988
	JOHNSTON, HARRY A II	O	DEM	\$764,934	\$499,075	\$191,450	\$646,945	\$114,036	\$3,000	10/19/1988
15	SHAW, E CLAY JR	I	REP	\$239,908	\$132,410	\$94,050	\$308,340	\$52,380	\$0	10/19/1988
	KUHLE, MICHAEL ALFRE	C	DEM	\$36,563	\$7,913	\$17,150	\$27,222	\$9,339	\$10,750	09/30/1988
16	SMITH, JOSEPH DR	C	REP	\$8,575	\$350	\$0	\$7,891	\$684	\$0	10/19/1988
	SMITH, LAWRENCE JACK	I	DEM	\$564,772	\$312,181	\$234,713	\$294,928	\$326,874	\$0	10/19/1988
17	LEHMAN, WILLIAM	I	DEM	\$305,415	\$171,258	\$123,950	\$230,837	\$228,432	\$0	10/19/1988
18	ESTRELLA, EVELIO S	C	REP	\$0	\$0	\$0	\$0	\$0	\$0	
	PEPPER, CLAUDE	I	DEM	\$416,928	\$186,660	\$227,862	\$377,976	\$91,731	\$0	10/19/1988
19	FASCELL, DANTE B	I	DEM	\$457,877	\$237,541	\$155,684	\$288,725	\$602,692	\$0	10/19/1988
	ROCHETEAU, RALPH CAR	C	REP	\$4,600	\$0	\$0	\$4,475	\$6	\$0	10/04/1988
GEORGIA										
1	MEREDITH, JOHN CHRIS	C	REP	\$27,258	\$14,426	\$0	\$25,865	\$1,393	\$0	10/19/1988
	THOMAS, ROBERT LINDS	I	DEM	\$289,369	\$153,296	\$117,569	\$238,121	\$136,827	\$0	10/19/1988
2	HATCHER, CHARLES FLO	I	DEM	\$273,515	\$87,586	\$150,983	\$293,902	\$9,397	\$35,736	10/19/1988
	HADDGENS, RALPH TERRY	C	REP	\$105,480	\$93,190	\$12,190	\$102,510	\$2,969	\$6,685	10/19/1988
3	RAY, RICHARD B	I	DEM	\$243,892	\$85,078	\$115,250	\$207,013	\$202,499	\$13,006	10/19/1988

NET DISBURSE  
 OTHER CHRG'S  
 INDY CONT'D  
 NET RECEIPTS  
 INC PTY  
 CHL  
 OPN  
 CANDIDATE  
 DIST

DIST	CANDIDATE	INC CHL OPN	NET RECEIPTS	INDY CONT'D	OTHER CHRG'S	NET DISBURSE	CASH ON HAND	DEBTS OWED	MOST RECENT REPORT
GEORGIA									
4	SWINDALL, PATRICK L	I REP	\$523,193	\$303,218	\$182,205	\$559,050	\$111,960	\$0	10/19/1988
	JONES, BEN LEWIS	C DEM	\$435,525	\$203,509	\$209,810	\$375,914	\$59,691	\$6,401	10/19/1988
5	LEWIS, JOHN ROBERT	I DEM	\$162,659	\$37,840	\$121,215	\$81,879	\$81,137	\$0	10/19/1988
	TIBBS, JAMES W DR	C REP	\$4,685	\$0	\$500	\$3,553	\$431	\$0	10/13/1988
6	DRIGGERS, NATHAN BRU	C IND	\$0	\$0	\$0	\$0	\$0	\$0	10/19/1988
	GINGRICH, NEWTON LER	I REP	\$691,636	\$474,211	\$206,833	\$586,177	\$116,848	\$0	10/19/1988
	WORLEY, DAVID J	C DEM	\$295,112	\$106,000	\$174,784	\$268,144	\$26,967	\$0	10/19/1988
7	LARDEN, GEORGE (BUDD	I DEM	\$391,496	\$171,164	\$202,925	\$291,732	\$149,597	\$0	10/19/1988
	LAMUTT, ROBERT BRUCE	C REP	\$45,973	\$9,364	\$41,387	\$4,585	\$19,100	\$0	10/19/1988
8	ROWLAND, JAMES ROY J	I DEM	\$246,151	\$112,982	\$117,737	\$184,029	\$204,428	\$0	10/19/1988
	MCDOWELL, EDDIE	C REP	\$0	\$0	\$0	\$0	\$0	\$0	10/19/1988
9	HOFFMAN, CHARLES JOS	C REP	\$39,509	\$31,593	\$0	\$38,005	\$1,504	\$4,500	09/30/1988
	JENKINS, EDGAR L	I DEM	\$365,856	\$67,115	\$248,700	\$272,508	\$509,699	\$0	10/19/1988
10	BARNARD, DRUVE DOUGL	I DEM	\$212,870	\$19,205	\$108,671	\$115,608	\$524,518	\$0	10/19/1988
	MYERS, MARK	C REP	\$0	\$0	\$0	\$0	\$0	\$0	10/19/1988
GUAM									
0	PANGELINAN, VICENTE	C DEM	\$76,847	\$9,372	\$0	\$22,726	\$4,120	\$7,075	10/15/1988
	BLAZ, BEN GARRIDO	I REP	\$70,162	\$28,974	\$12,450	\$53,341	\$17,576	\$10,000	10/19/1988
HAWAII									
1	BITTERMAN, MARY GAYL	C DEM	\$499,055	\$370,294	\$75,445	\$405,704	\$96,893	\$103,241	10/19/1988
	HARRIS, BLASE MD	C LIB	\$135	\$100	\$0	\$37	\$347	\$0	10/07/1988
	SAIKI, PATRICIA FUKU	I REP	\$605,726	\$365,097	\$225,842	\$391,097	\$223,228	\$0	10/19/1988
2	AKAKA, DANIEL KAHIKI	I DEM	\$235,137	\$154,987	\$67,762	\$139,822	\$150,106	\$0	10/19/1988
	MALLAN, LLOYD JEFFRE	C LIB	\$0	\$0	\$0	\$0	\$0	\$0	10/19/1988
IDAHO									
1	CRAIG, LARRY E	I REP	\$316,723	\$176,266	\$133,035	\$301,698	\$29,853	\$0	10/19/1988
	GIVENS, JEANNE	C DEM	\$103,838	\$40,473	\$56,928	\$88,519	\$15,319	\$3,955	10/19/1988
2	BRAMWELL, DONOVAN	C LIB	\$0	\$0	\$0	\$0	\$0	\$0	10/19/1988
	STALLINGS, RICHARD H	I DEM	\$419,923	\$167,766	\$227,067	\$409,571	\$15,126	\$8,947	10/19/1988
	WATKINS, DANE H	C REP	\$161,712	\$71,579	\$13,830	\$155,560	\$6,156	\$38,641	10/19/1988
ILLINOIS									
1	EVANS, STEPHEN J	C REP	\$0	\$0	\$0	\$0	\$0	\$0	10/19/1988
	HAYES, CHARLES A REP	I DEM	\$126,221	\$31,790	\$92,734	\$129,457	\$32,265	\$6,572	10/19/1988
2	HESPEL, WILLIAM T	C REP	\$7,593	\$4,639	\$220	\$1,633	\$6,185	\$2,888	10/19/1988
	SAVAGE, GUS	I DEM	\$238,144	\$95,620	\$114,118	\$237,567	\$1,537	\$49,105	10/19/1988
3	MCCARTHY, JOSEPH J	C REP	\$72,536	\$43,062	\$25	\$60,566	\$11,869	\$27,500	10/19/1988
	RUSSO, MARTIN A	I DEM	\$496,175	\$161,038	\$314,601	\$472,754	\$25,525	\$0	10/19/1988
4	DAVIS, JACK	I REP	\$347,542	\$84,935	\$215,935	\$227,863	\$67,733	\$0	10/19/1988
	SANGMEISTER, GEORGE	C DEM	\$307,851	\$86,181	\$113,744	\$193,805	\$114,044	\$65,119	10/19/1988
5	HOLOWINSKI, JOHN J	C REP	\$38,599	\$15,380	\$0	\$37,931	\$668	\$14,238	09/30/1988
	LIPINSKI, WILLIAM OL	C DEM	\$137,893	\$46,450	\$85,064	\$129,140	\$26,976	\$0	10/19/1988
6	ANDRLE, WILLIAM J	I DEM	\$26,500	\$7,881	\$10,600	\$17,374	\$9,124	\$0	10/19/1988
	HYDE, HENRY JOHN	I REP	\$264,879	\$154,459	\$96,089	\$244,726	\$153,651	\$0	10/19/1988
7	COLLINS, CARDISS	I DEM	\$207,396	\$21,555	\$174,693	\$117,608	\$193,668	\$25,000	10/19/1988
	HOWLETT, EDWARD G	C REP	\$18,166	\$13,000	\$0	\$17,996	\$70	\$25,190	09/30/1988
8	ALMBERG, MARK J	C COM	\$0	\$0	\$0	\$0	\$0	\$0	10/19/1988
	ROSTENKOWSKI, DAN	I DEM	\$784,938	\$333,374	\$302,048	\$349,699	\$1,031,043	\$0	10/19/1988
9	VETTER, V STEPHEN	C REP	\$0	\$0	\$0	\$0	\$0	\$0	10/19/1988
	FIELDS, JESSIE	C COM	\$0	\$0	\$0	\$0	\$0	\$0	10/19/1988
	FOSTER, GARY STEVEN	C IND	\$0	\$0	\$0	\$0	\$0	\$0	10/19/1988
	SOHN, HERBERT MD	C REP	\$40,073	\$11,546	\$0	\$16,993	\$24,077	\$17,797	10/19/1988
	YATES, SIDNEY R	I DEM	\$99,790	\$84,790	\$15,000	\$82,929	\$126,868	\$0	10/19/1988

DIST	CANDIDATE	INC CHL OPN	PTY	NET RECEIPTS	8	INDIV, CONTRIB	0	OTHER CATE'S	5	NET DISBURSE	CASH ON HAND	DEBTS OWED	MOST RECENT REPORT
ILLINOIS													
10	FRIEDMAN, EUGENE F	C	DEM	\$35,125	\$23,388	\$11,600			\$33,950	\$1,178	\$0	\$0	10/19/1988
	PORTER, JOHN EDWARD	I	REP	\$169,074	\$58,827	\$93,071			\$139,239	\$126,620	\$0	\$0	10/19/1988
11	ANNUNZIO, FRANK	I	DEM	\$239,207	\$70,430	\$148,200			\$204,163	\$182,200	\$0	\$0	10/19/1988
	GOTTLIEB, GEORGE SIM	C	REP	\$33,477	\$29,090	\$1,230			\$32,921	\$1,937	\$6,890	\$0	10/19/1988
12	CRANE, PHILIP MILLER	I	REP	\$432,182	\$413,394	\$0			\$371,860	\$189,692	\$0	\$0	10/19/1988
	LEONARDI, JOHN A	C	DEM	\$9,573	\$3,045	\$5,200			\$9,470	\$263	\$0	\$0	10/19/1988
13	CRAIG, EVELYN	C	DEM	\$41,848	\$18,018	\$16,250			\$38,778	\$3,067	\$5,000	\$0	10/19/1988
	FAWELL, HARRIS W	I	REP	\$278,603	\$180,006	\$91,040			\$244,745	\$69,087	\$0	\$0	10/19/1988
14	HASTERK, J DENNIS	I	REP	\$335,675	\$182,145	\$132,366			\$251,895	\$99,298	\$0	\$0	10/19/1988
	YOUHANAIE, STEPHEN	C	DEM	\$0	\$0	\$0			\$0	\$0	\$0	\$0	10/19/1988
15	MADIGAN, EDWARD R	I	REP	\$405,343	\$87,858	\$268,742			\$234,669	\$433,669	\$0	\$0	10/19/1988
	CURL, THOMAS J (TOM)	C	DEM	\$29,128	\$22,102	\$3,845			\$20,691	\$8,435	\$0	\$0	10/19/1988
16	MAHAN, STEVEN E	C	DEM	\$18,785	\$4,435	\$2,450			\$17,403	\$1,380	\$9,300	\$0	10/19/1988
	MARTIN, LYNN MORLEY	I	REP	\$416,201	\$236,495	\$163,216			\$243,570	\$319,242	\$0	\$0	10/19/1988
17	EVANS, LANE ALLEN	I	DEM	\$402,638	\$182,988	\$200,218			\$405,311	\$11,635	\$36,564	\$0	10/19/1988
	STEWART, WILLIAM E	C	REP	\$106,611	\$70,810	\$12,026			\$104,208	\$2,401	\$32,096	\$0	10/19/1988
18	MICHEL, ROBERT H	I	REP	\$805,914	\$239,184	\$523,466			\$740,987	\$165,244	\$0	\$0	10/19/1988
	STEPHENS, G DOUGLAS	C	DEM	\$211,242	\$98,008	\$70,100			\$189,174	\$22,070	\$20,000	\$0	10/19/1988
19	BRUCE, TERRY L	I	DEM	\$405,726	\$60,614	\$244,032			\$119,293	\$382,449	\$27,208	\$0	10/19/1988
	KERANS, ROBERT F	C	REP	\$12,313	\$5,686	\$1,250			\$11,051	\$461	\$3,600	\$0	10/19/1988
20	DURBIN, RICHARD JOSE	I	DEM	\$262,985	\$74,744	\$174,180			\$190,409	\$135,410	\$27,208	\$0	10/19/1988
	CORSELO, PAUL EUGENE	C	REP	\$50,962	\$40,769	\$7,200			\$34,088	\$16,172	\$3,600	\$0	10/19/1988
21 *	JUGSTELLO, JERRY F	I	DEM	\$135,257	\$49,900	\$81,811			\$116,915	\$127,511	\$0	\$0	10/19/1988
21 *	GAFNER, ROBERT H	C	REP	\$20,939	\$6,608	\$13,551			\$19,177	\$20,878	\$10,000	\$0	10/19/1988
22	KELLEY, PATRICK J	O	REP	\$65,753	\$43,373	\$13,372			\$55,668	\$7,805	\$7,805	\$0	10/19/1988
	POSHARD, GLENDAL W	O	DEM	\$395,723	\$163,662	\$226,603			\$331,152	\$64,570	\$8,150	\$0	10/19/1988
INDIANA													
1	CRUMPACKER, OWEN W.	C	REP	\$0	\$0	\$0			\$0	\$0	\$0	\$0	10/19/1988
	VISCLOSKEY, PETER J	I	DEM	\$181,448	\$52,727	\$124,650			\$121,827	\$73,922	\$0	\$0	10/20/1988
2	PENCE, MICHAEL RICHARD	C	REP	\$307,675	\$299,078	\$1,100			\$255,380	\$52,294	\$5,800	\$0	10/19/1988
	SHARP, PHILIP R	I	DEM	\$325,330	\$90,639	\$213,356			\$226,522	\$166,446	\$0	\$0	10/19/1988
3	HILER, JOHN PATRICK	I	REP	\$775,201	\$444,384	\$284,900			\$710,575	\$180,454	\$0	\$0	10/19/1988
	WARD, THOMAS W	C	DEM	\$527,290	\$142,816	\$347,658			\$462,091	\$65,952	\$12,549	\$0	10/19/1988
4	COATS, DANIEL R	I	REP	\$313,852	\$125,859	\$166,402			\$332,712	\$228,582	\$0	\$0	10/19/1988
	LONG, JILL LYNETTE	C	DEM	\$96,686	\$47,991	\$37,940			\$89,912	\$6,914	\$18,759	\$0	10/19/1988
5	JONTZ, JAMES	I	DEM	\$673,222	\$206,413	\$440,604			\$401,854	\$272,131	\$4,186	\$0	10/19/1988
	WILLIAMS, PATRICIA L	C	REP	\$198,195	\$102,641	\$73,112			\$184,572	\$13,395	\$6,400	\$0	10/19/1988
6	BURTON, DANNY LEE	I	REP	\$315,001	\$200,499	\$97,885			\$249,662	\$201,321	\$0	\$0	10/19/1988
	HOLLAND, GEORGE THOM	C	DEM	\$0	\$0	\$0			\$0	\$0	\$0	\$0	10/19/1988
7	MYERS, JOHN T	I	REP	\$132,739	\$30,286	\$83,800			\$107,457	\$150,802	\$0	\$0	10/19/1988
	WATERFILL, MARK R	C	DEM	\$61,806	\$15,078	\$34,350			\$55,524	\$6,280	\$0	\$0	10/19/1988
8	MCCLOSKEY, FRANK	I	DEM	\$498,577	\$157,000	\$311,908			\$466,594	\$35,814	\$12,205	\$0	10/19/1988
	MYERS, JOHN L	C	REP	\$120,051	\$82,343	\$18,165			\$113,634	\$6,417	\$20,610	\$0	10/19/1988
9	COATES, FLOYD EUGENE	C	REP	\$0	\$0	\$0			\$0	\$0	\$0	\$0	10/19/1988
	HAMILTON, LEE H CONG	I	DEM	\$329,223	\$176,706	\$134,516			\$272,638	\$72,436	\$0	\$0	10/19/1988
10	CUMMINGS, JAMES	C	REP	\$10,589	\$10,589	\$0			\$3,063	\$7,525	\$0	\$0	06/30/1988
	JACOBS, ANDREW JR	I	DEM	\$29,599	\$27,469	\$0			\$10,162	\$37,784	\$0	\$0	10/19/1988
IOWA													
1	GLUBA, BILL (WILLIAM	C	DEM	\$42,626	\$14,980	\$23,980			\$42,080	\$536	\$1,000	\$0	10/19/1988
	LEACH, JIM	I	REP	\$192,978	\$175,030	\$0			\$176,676	\$47,745	\$0	\$0	10/19/1988
	STAV-RIVER, JUDY	C	IND	\$0	\$0	\$0			\$0	\$0	\$0	\$0	10/19/1988

IL/21 Special election activity not included.

DIST	CANDIDATE	INC CHL OPN	PTY	NET RECEIPTS	OTHER CONTRIBUTIONS	NET DISBURSE	CASH ON HAND	DEBITS OWED	MOST RECENT REPORT
IOWA									
2	TABOR, ERIC JON	C	DEM	\$223,905	\$56,705	\$138,575	\$67,326	\$0	10/19/1988
	TAUKE, THOMAS JOSEPH	I	REP	\$519,687	\$255,135	\$246,277	\$209,217	\$0	10/19/1988
3	NAGLE, DAVID R	I	DEM	\$491,103	\$130,274	\$342,133	\$56,289	\$15,093	10/19/1988
	REDFERN, DONALD B	C	REP	\$217,213	\$147,450	\$30,199	\$7,765	\$12,350	10/19/1988
4	LUNDE, PAUL	C	REP	\$191,211	\$22,170	\$152,035	\$272,778	\$0	10/19/1988
	SMITH, NEAL E	I	DEM	\$125,387	\$48,620	\$62,825	\$9,685	\$6,680	10/19/1988
5	FREUND, GENE	C	DEM	\$429,191	\$270,632	\$145,727	\$93,137	\$0	10/19/1988
	LIGHTFOOT, JAMES ROS	I	REP	\$467,922	\$166,637	\$266,265	\$69,171	\$126,271	10/19/1988
6	GRANDY, FREDERICK LA	I	REP	\$142,205	\$71,546	\$60,525	\$141,669	\$7,289	10/19/1988
	O'BRIEN, DAVID ALFRE	C	DEM	\$168,366	\$52,672	\$89,950	\$335,720	\$0	10/19/1988
KANSAS									
1	ROBERTS, PAT	I	REP	\$67,018	\$24,050	\$4,325	\$2,837	\$22,667	10/19/1988
2	MEINHARDT, PHIL	C	REP	\$365,815	\$141,537	\$217,972	\$66,264	\$0	10/19/1988
	SLATTERY, JAMES CHAR	I	DEM	\$0	\$0	\$0	\$0	\$0	10/19/1988
3	KUNST, LIONEL	C	DEM	\$173,134	\$70,557	\$97,325	\$23,963	\$3,470	10/19/1988
	MEYERS, JAN	I	REP	\$514,739	\$245,903	\$254,380	\$115,491	\$0	10/19/1988
4	GLICKMAN, DANIEL ROH	I	DEM	\$114,726	\$92,888	\$6,000	\$10,344	\$500	10/19/1988
	THOMPSON, LEE	C	REP	\$0	\$0	\$0	\$0	\$0	10/19/1988
5	BARNES, JOHN A	C	DEM	\$185,976	\$14,765	\$132,830	\$418,960	\$0	10/19/1988
	WHITTAKER, ROBERT R	I	REP	\$503,872	\$116,404	\$346,363	\$226,125	\$0	10/19/1988
KENTUCKY									
1	HUBBARD, CARROLL JR	I	DEM	\$7,217	\$0	\$0	\$108	\$0	10/19/1988
2	RASH, BUCK	C	REP	\$74,130	\$8,280	\$1,250	\$15,625	\$0	10/19/1988
	NATCHER, WILLIAM H	I	DEM	\$6,704	\$5,333	\$0	\$2,736	\$1,127	10/19/1988
3	TORI, MARTIN A	C	REP	\$358,101	\$152,145	\$182,400	\$34,956	\$0	10/19/1988
	DUNNAGAN, PHILIP JAM	I	DEM	\$20,909	\$4,900	\$14,450	\$7,211	\$859	10/19/1988
4	MAZZOLI, ROMANO L	C	DEM	\$549,832	\$322,805	\$209,684	\$165,597	\$0	10/19/1988
	BELILES, RICHARD V.	I	REP	\$82,240	\$61,932	\$61,932	\$199,946	\$0	10/19/1988
5	BUNNING, JIM	I	REP	\$323,473	\$132,962	\$114,550	\$678,660	\$0	10/19/1988
	ROGERS, HAROLD DALLA	I	REP	\$39,984	\$22,497	\$10,000	\$4,427	\$5,000	10/19/1988
6	HOPKINS, LARRY JONES	C	DEM	\$190,404	\$140,593	\$249,500	\$67,510	\$40,000	10/19/1988
	PATTON, MILTON	I	DEM	\$373,918	\$329,565	\$23,830	\$13,841	\$0,774	10/19/1988
7	PERKINS, CARL CHRIST	C	REP	\$239,590	\$114,248	\$110,834	\$126,775	\$0	10/19/1988
	SCOTT, WILLIAM THOMP	I	REP	\$248,759	\$108,450	\$128,800	\$69,114	\$0	10/19/1988
LOUISIANA									
1	LIVINGSTON, ROBERT L	I	REP	\$305,759	\$43,110	\$224,778	\$83,755	\$0	10/19/1988
2	BOGGS, LINDY HALE MR	I	DEM	\$320,001	\$158,462	\$146,146	\$54,901	\$34,866	10/19/1988
3	TAUZIN, WILBERT JOSE	I	REP	\$251,191	\$106,425	\$170,735	\$303,014	\$0	10/19/1988
4	* MCCRERY, JAMES OTIS	I	DEM	\$270,086	\$149,400	\$111,575	\$22,455	\$2,509	10/19/1988
5	HUCKABY, THOMAS JERA	I	REP	\$288,117	\$89,860	\$190,000	\$44,232	\$280,424	10/19/1988
6	BAKER, RICHARD HUGH	I	DEM	\$485,111	\$247,773	\$226,545	\$60,574	\$7,400	10/19/1988
7	HAYES, JAMES ALISON	I	REP	\$386,227	\$243,657	\$93,233	\$82,769	\$43,923	10/19/1988
8	HOLLOWAY, CLYDE C	C	DEM	\$433,931	\$169,006	\$256,817	\$137,113	\$0	10/19/1988
MAINE									
1	BRENNAN, JOSEPH EDWA	I	DEM	\$247,701	\$196,929	\$29,280	\$41,275	\$2,732	10/19/1988
2	O'NEARA, EDWARD S JR	C	REP	\$55,826	\$31,829	\$16,772	\$5,217	\$4,164	10/19/1988
	HAYES, KENNETH P	C	DEM	\$187,009	\$124,483	\$49,150	\$75,959	\$0	10/19/1988
	SNOWE, OLYMPIA J	I	REP	\$561,119	\$189,490	\$364,356	\$65,639	\$7,089	10/19/1988
MARYLAND									
1	DYSON, ROY CONGRESSM	I	DEM	\$81,534	\$72,536	\$0	\$29,439	\$0	10/19/1988
	GILCHREST, WAYNE THO	C	REP						

\* McCrery - Special election activity not included.

DIST	CANDIDATE	INC CHL	PTY	8 NET RECEIPTS	8 DIV CONTRIB	U OTHER CHTRS	5 NET DISBURSE	CASH ON HAND	DEBTS OWED	MOST RECENT REPORT
MARYLAND										
2	BARTENFELDER, JOSEPH	C	DEM	\$62,120	\$47,066	\$14,720	\$54,302	\$7,815	\$0	10/19/1988
	BENTLEY, HELEN DELIC	I	REP	\$764,085	\$483,335	\$265,120	\$564,534	\$213,127	\$5,237	10/19/1988
3	PIERPOINT, BENJAMIN LOU	I	DEM	\$377,619	\$177,462	\$187,250	\$308,920	\$99,430	\$0	10/19/1988
	PIERPOINT, ROSS E DR	C	REP	\$19,212	\$13,124	\$0	\$14,464	\$4,571	\$11,000	09/30/1988
4	MCCLANAHAN, BRADLYN	C	REP	\$0	\$0	\$0	\$0	\$0	\$0	
	MCWILLEN, C THOMAS	I	DEM	\$675,086	\$243,831	\$363,293	\$475,506	\$200,857	\$107,004	10/19/1988
5	HOYER, STENY HAMILTO	I	DEM	\$449,404	\$202,684	\$210,620	\$347,069	\$340,244	\$0	10/19/1988
	SELLNER, JOHN EUGENE	C	REP	\$0	\$0	\$0	\$0	\$0	\$0	
6	BYRON, BEVERLY B	I	DEM	\$189,375	\$51,503	\$128,062	\$178,944	\$83,264	\$0	10/19/1988
	HALSEY, KENNETH W	C	REP	\$0	\$0	\$0	\$0	\$0	\$0	
7	BROOKS, AARON H	C	IND	\$0	\$0	\$0	\$0	\$0	\$0	
	BROOKS, AARON H	C	IND	\$110,368	\$40,990	\$56,200	\$100,772	\$54,927	\$0	10/19/1988
	MFUME, KWEISI	I	DEM	\$704,696	\$414,098	\$264,450	\$516,092	\$192,195	\$0	10/19/1988
8	MORELLA, CONSTANCE A	I	REP	\$374,577	\$197,991	\$174,311	\$273,427	\$101,085	\$0	10/19/1988
	FRANCHOT, PETER	C	DEM	\$0	\$0	\$0	\$0	\$0	\$0	
MASSACHUSETTS										
1	ARDEN, JOHN R	C	DEM	\$293	\$55	\$0	\$293	\$0	\$0	10/20/1988
	CONTE, SILVIO O	I	REP	\$90,109	\$18,864	\$35,274	\$87,776	\$270,658	\$0	10/19/1988
2	GODENA, LOUIS R	O	IND	\$0	\$0	\$0	\$0	\$0	\$0	
	NEAL, RICHARD E	O	DEM	\$302,644	\$142,731	\$47,750	\$199,709	\$102,933	\$0	10/19/1988
3	EARLY, JOSEPH DANIEL	I	DEM	\$203,303	\$126,703	\$76,400	\$175,727	\$123,013	\$0	10/19/1988
	FRANK, BARNEY	I	DEM	\$381,547	\$242,611	\$134,715	\$294,482	\$124,587	\$4,068	10/19/1988
4	TUCKER, DEBRA R	C	REP	\$27,867	\$22,382	\$1,000	\$26,915	\$952	\$5,937	10/19/1988
	ATKINS, CHESTER GREE	I	DEM	\$341,899	\$339,308	\$300	\$323,809	\$23,449	\$688	10/19/1988
5	HUDSON, THOMAS DAVID	C	LIB	\$12,170	\$3,622	\$0	\$10,391	\$1,779	\$700	09/30/1988
	MAVROULES, NICHOLAS	I	DEM	\$315,459	\$216,916	\$96,150	\$256,886	\$152,282	\$14,140	10/19/1988
6	MCCARTHY, PAUL	C	REP	\$52,182	\$35,842	\$2,125	\$50,979	\$1,152	\$19,761	10/15/1988
	MARKEY, EDWARD JOHN	I	DEM	\$451,700	\$416,795	\$0	\$114,498	\$438,328	\$0	10/19/1988
8	FISCUS, GLENN W	C	REP	\$0	\$0	\$0	\$0	\$0	\$0	
	*KENNEDY, JOSEPH P II	I	DEM	\$1,281,638	\$1,003,053	\$250,280	\$1,157,087	\$144,847	\$14,550	10/19/1988
9	MOAKLEY, JOHN JOSEPH	I	DEM	\$357,383	\$175,430	\$159,680	\$249,497	\$286,526	\$0	10/19/1988
10	BRYAN, JON LANCE	C	REP	\$110,052	\$35,464	\$0	\$73,430	\$36,621	\$69,000	10/19/1988
	STUDDS, GERRY EASTMA	I	DEM	\$200,602	\$132,917	\$64,475	\$170,163	\$65,264	\$1,686	10/19/1988
11	DONNELLY, BRIAN	I	DEM	\$213,552	\$62,362	\$107,500	\$128,068	\$450,864	\$0	10/19/1988
	GILLERAN, MICHAEL C	C	REP	\$10,424	\$3,699	\$500	\$10,287	\$520	\$2,000	09/30/1988
MICHIGAN										
1	ASHE, WILLIAM ANTHON	C	REP	\$0	\$0	\$0	\$0	\$0	\$0	10/19/1988
	CONYERS, JOHN JR	I	DEM	\$148,834	\$38,248	\$80,412	\$112,024	\$46,837	\$0	10/19/1988
	FLINT, JONATHAN P	C	LIB	\$0	\$0	\$0	\$0	\$0	\$0	
	JOHNSON, SAM	C	IND	\$0	\$0	\$0	\$0	\$0	\$0	
2	POLLACK, LANA	C	DEM	\$610,490	\$416,242	\$171,214	\$523,662	\$86,826	\$0	10/19/1988
	PURSELL, CARL D	I	REP	\$678,625	\$437,843	\$201,461	\$630,574	\$203,482	\$0	10/19/1988
	RAAFLAUB, DAVID II	C	LIB	\$0	\$0	\$0	\$0	\$0	\$0	
3	ALLGAIER, CALVIN JER	C	REP	\$117,055	\$64,481	\$30,250	\$114,415	\$2,637	\$39,206	10/24/1988
	WOLPE, HOWARD E	I	DEM	\$419,843	\$186,153	\$182,875	\$492,535	\$34,737	\$0	10/19/1988
4	RIVERS, NORMAN J	C	DEM	\$5,614	\$2,164	\$2,000	\$4,525	\$1,088	\$0	10/19/1988
	UPTON, FREDERICK STE	I	REP	\$363,382	\$232,049	\$90,658	\$227,468	\$136,288	\$38,789	10/19/1988
5	CATCHICK, JAMES H	C	DEM	\$45,192	\$27,492	\$11,000	\$42,887	\$862	\$1,000	10/19/1988
	HENRY, PAUL B	I	REP	\$355,332	\$260,299	\$82,000	\$237,815	\$157,121	\$0	10/19/1988
6	CARR, BOB	I	DEM	\$462,563	\$198,497	\$228,648	\$301,963	\$213,134	\$0	10/19/1988
	CHRISTENSEN, JUDITH	C	IND	\$0	\$0	\$0	\$0	\$0	\$0	
	SCHULTZ, SCOTT T	C	REP	\$73,485	\$35,158	\$6,589	\$44,126	\$29,085	\$35,499	10/19/1988
	WRIGHT, DALE ANTHONY	C	LIB	\$1,150	\$0	\$0	\$1,129	\$20	\$292	10/19/1988

\* Kennedy - Some of this activity relates to previous campaign.

DIST	CANDIDATE	INC CHL	PTY	NET RECEIPTS	CONTRIB	OTHER CONTRIBS	NET DISBURSE	CASH ON HAND	DEBTS OWED	MOST RECENT REPORT
MICHIGAN										
7	COAD, JEFF	C	REP	\$0	\$0	\$0	\$0	\$0	\$0	10/19/1988
	KILDEE, DALE E	I	DEM	\$136,023	\$41,038	\$90,120	\$125,663	\$11,343	\$0	10/19/1988
	WALKOWICZ, GARY	C	IND	\$0	\$0	\$0	\$0	\$0	\$0	10/19/1988
8	BUIH, LLOYD FRANK	C	REP	\$4,847	\$3,248	\$0	\$2,188	\$2,659	\$0	10/19/1988
	TRAXLER, BOB	I	DEM	\$217,062	\$66,143	\$133,237	\$113,443	\$233,761	\$0	10/15/1988
9	GAWRON, DAVID JOHN	C	DEM	\$7,822	\$3,822	\$3,000	\$7,776	\$46	\$0	10/19/1988
	VANDER JAGT, GUY A	I	REP	\$422,522	\$199,532	\$216,325	\$384,989	\$139,883	\$0	10/19/1988
10	BRADLEY, GARY R	C	LIB	\$0	\$0	\$0	\$0	\$0	\$0	10/19/1988
	FORBES, MATHIAS G.	C	DEM	\$12,100	\$50	\$5,000	\$6,611	\$438	\$0	10/19/1988
	SCHUETTE, WILLIAM D	I	REP	\$715,748	\$424,217	\$261,987	\$542,849	\$190,557	\$49,730	10/19/1988
11	DAVIS, ROBERT W	I	REP	\$516,145	\$202,686	\$266,909	\$518,679	\$195,457	\$5,264	10/19/1988
	IRWIN, MITCH	C	DEM	\$356,042	\$217,640	\$110,034	\$333,080	\$22,961	\$0	10/19/1988
12	KLINE, DENISE	C	LIB	\$0	\$0	\$0	\$0	\$0	\$0	10/19/1988
	BONTOR, DAVID E	I	DEM	\$409,101	\$105,835	\$289,308	\$323,402	\$134,064	\$25,000	10/19/1988
	CARL, DOUGLAS WAYNE	C	REP	\$115,072	\$42,331	\$40,240	\$103,698	\$11,373	\$0	10/19/1988
13	EDWARDS, KEITH P	C	LIB	\$0	\$0	\$0	\$0	\$0	\$0	10/19/1988
	CROCKETT, GEORGE WIL	I	DEM	\$90,040	\$27,494	\$57,620	\$76,451	\$63,948	\$0	10/19/1988
	GOMEZ, MARTINEZ A	C	IND	\$0	\$0	\$0	\$0	\$0	\$0	10/19/1988
	HARRIS, ALAN H	C	LIB	\$0	\$0	\$0	\$0	\$0	\$0	10/19/1988
14	SAVAGE, JOHN W II	C	REP	\$0	\$0	\$0	\$0	\$0	\$0	10/19/1988
	BREPLAND, JAMES L	C	IND	\$0	\$0	\$0	\$0	\$0	\$0	10/19/1988
	HERTEL, DENNIS M	I	DEM	\$217,235	\$54,337	\$139,255	\$121,023	\$144,773	\$0	10/15/1988
	MC NEALY, KENNETH C	C	REP	\$575	\$275	\$0	\$348	\$226	\$0	10/19/1988
15	RODDIS, ROBERT W	C	LIB	\$0	\$0	\$0	\$0	\$0	\$0	10/19/1988
	ADKINS, BURL CLARENC	C	REP	\$4,789	\$3,089	\$0	\$4,331	\$652	\$0	10/19/1988
	BELL, RONDA M R	C	IND	\$0	\$0	\$0	\$0	\$0	\$0	10/19/1988
	BLANKENBURG, ERIC	C	LIB	\$0	\$0	\$0	\$0	\$0	\$0	10/19/1988
16	FORD, WILLIAM D	I	DEM	\$253,125	\$46,323	\$184,436	\$156,811	\$152,257	\$0	09/30/1988
	DINGELL, JOHN D	I	DEM	\$575,095	\$127,555	\$425,642	\$364,808	\$310,936	\$0	10/19/1988
17	LEONE, RUSSELL W	C	IND	\$0	\$0	\$0	\$0	\$0	\$0	10/19/1988
	FLESLAND, DENNIS H.	C	REP	\$0	\$0	\$0	\$0	\$0	\$0	10/19/1988
	HAWN, CHARLES	C	LIB	\$0	\$0	\$0	\$0	\$0	\$0	10/19/1988
18	LEVIN, SANDER	I	DEM	\$269,022	\$81,619	\$172,480	\$176,623	\$195,214	\$0	10/19/1988
	BROOKFIELD, WILLIAM	I	REP	\$203,334	\$98,210	\$45,500	\$63,438	\$570,489	\$0	10/19/1988
	KOHUT, GARY L.	C	DEM	\$0	\$0	\$0	\$0	\$0	\$0	10/19/1988
	O'BRIEN, TIMOTHY J	C	LIB	\$0	\$0	\$0	\$0	\$0	\$0	10/19/1988
MINNESOTA										
1	PEHNY, TIMOTHY J	I	DFL	\$230,042	\$120,067	\$95,177	\$128,053	\$206,220	\$0	10/19/1988
	HOHNS, CRAIG	C	SWP	\$0	\$0	\$0	\$0	\$0	\$0	10/19/1988
2	SCHRIMPF, CURTIS EDW	C	REP	\$69,050	\$50,467	\$1,500	\$68,605	\$446	\$16,776	10/19/1988
	PETERSON, DOUGLAS PA	C	DEM	\$128,382	\$54,636	\$57,040	\$118,042	\$10,339	\$5,000	10/19/1988
3	WEBER, VIN	I	REP	\$626,425	\$390,484	\$198,164	\$507,012	\$285,501	\$0	10/19/1988
	CARLSON, DAVID WILLI	C	DEM	\$17,888	\$5,356	\$7,300	\$15,773	\$2,115	\$1,630	10/19/1988
4	FRENZEL, BILL	I	REP	\$419,675	\$132,909	\$247,778	\$325,324	\$408,292	\$0	10/19/1988
	MAITLAND, IAN HAMILT	C	REP	\$23,162	\$13,092	\$0	\$18,224	\$4,938	\$5,000	10/19/1988
	TERLEXIS, NATASHA	C	SWP	\$0	\$0	\$0	\$0	\$0	\$0	10/19/1988
5	VENTO, BRUCE F	I	DEM	\$211,544	\$50,947	\$144,459	\$174,709	\$147,191	\$16,913	10/19/1988
	GILBERTSON, RAYMOND	C	REP	\$17,424	\$2,371	\$91	\$9,381	\$8,042	\$0	10/19/1988
	SABO, MARTIN OLAV	I	DEM	\$329,803	\$89,841	\$218,363	\$219,072	\$210,401	\$0	10/19/1988
	WRIGHT, T CHRISTOPHE	C	IND	\$0	\$0	\$0	\$0	\$0	\$0	10/19/1988



DIST	CANDIDATE	INC CHL	PTY	NET RECEIPTS	INDIV CONTRIB	OTHER CMTE'S	NET DISBURSE	CASH ON HAND	DEBTS OWED	MOST RECENT REPORT
MINNESOTA										
6	PLOETZ, RAY (RAYMOND)	C	REP	\$90,520	\$38,288	\$3,718	\$81,994	\$0,396	\$46,306	10/19/1988
	SIKORSKI, GERRY	I	DFL	\$503,504	\$149,102	\$325,297	\$236,913	\$283,011	\$3,714	10/19/1988
7	HANSON, MARV	C	DEM	\$196,223	\$80,826	\$70,720	\$178,873	\$17,850	\$12,850	10/19/1988
	STANGELAND, ARLAN I	I	REP	\$541,123	\$240,416	\$278,078	\$523,222	\$67,279	\$0	10/19/1988
8	OBERSTAR, JAMES L	I	DEM	\$241,009	\$40,718	\$180,045	\$101,575	\$274,140	\$0	10/19/1988
	SHUSTER, GERALD ALLE	C	REP	\$5,445	\$4,440	\$0	\$4,551	\$863	\$0	10/20/1988
MISSISSIPPI										
1	BUSH, JIM	C	REP	\$0	\$0	\$0	\$0	\$0	\$0	10/19/1988
	WHITTEN, JAMIE LLOYD	I	DEM	\$154,486	\$7,200	\$117,100	\$50,206	\$335,090	\$0	10/19/1988
2	BENFORD, DOROTHY	C	IND	\$0	\$0	\$0	\$0	\$0	\$0	10/19/1988
	COLEMAN, JACK	I	REP	\$183,644	\$132,293	\$21,198	\$171,458	\$12,184	\$19,636	10/19/1988
	ESPY, ALPHONSO MICHIA	C	REP	\$671,798	\$289,962	\$379,140	\$564,834	\$116,338	\$36,501	10/19/1988
3	BOURLAND, JIMMIE RAY	C	REP	\$671	\$70	\$0	\$671	\$0	\$0	02/08/1988
	MONTGOMERY, GILLESPI	I	DEM	\$126,823	\$57,952	\$60,300	\$90,733	\$135,085	\$0	10/19/1988
4	COLLINS, THOMAS EDWA	O	REP	\$242,397	\$165,002	\$27,161	\$235,494	\$6,901	\$27,243	10/19/1988
	GILCHRIST, LIZ	O	IND	\$0	\$0	\$0	\$0	\$0	\$0	10/19/1988
	PARKER, PAUL MICHAEL	O	DEM	\$651,092	\$166,881	\$184,854	\$576,299	\$74,792	\$240,235	10/19/1988
5	SMITH, LARKIN I	O	REP	\$518,885	\$354,730	\$103,914	\$474,518	\$44,368	\$0	10/19/1988
	TAYLOR, GARY EUGENE	O	DEM	\$103,374	\$53,318	\$35,750	\$95,341	\$8,031	\$5,000	10/19/1988
MISSOURI										
1	CLAY, WILLIAM LACEY	I	DEM	\$154,144	\$23,200	\$121,430	\$111,590	\$101,280	\$525	10/19/1988
	SCHWAN, JOSEPH A	C	REP	\$0	\$0	\$0	\$0	\$0	\$0	10/19/1988
2	BUECHNER, JOHN W JAC	I	REP	\$625,767	\$279,459	\$241,428	\$490,061	\$139,105	\$2,569	10/19/1988
	FEIGENBAUM, BOB	C	DEM	\$214,722	\$65,493	\$98,312	\$198,940	\$15,800	\$25,516	10/19/1988
3	GEHARDT, RICHARD A	I	DEM	\$389,361	\$37,620	\$124,971	\$220,529	\$169,012	\$0	10/19/1988
	HEARNE, MARK F "THOR	C	REP	\$169,208	\$145,449	\$6,154	\$155,606	\$14,600	\$21,396	10/19/1988
4	EVERLY, DAVID	C	REP	\$0	\$0	\$0	\$0	\$0	\$0	10/19/1988
	SKELTON, MIKE	I	DEM	\$273,093	\$105,011	\$167,725	\$238,188	\$221,920	\$0	10/19/1988
5	HURLEY, MIKE	C	LIB	\$0	\$0	\$0	\$0	\$0	\$0	10/19/1988
	LOBB, MARY ELLEN	C	REP	\$9,934	\$7,386	\$350	\$8,931	\$1,003	\$1,461	10/19/1988
	WHEAT, ALAN	I	DEM	\$250,818	\$64,752	\$171,758	\$159,785	\$225,607	\$2,750	10/19/1988
6	COLEMAN, E THOMAS	I	REP	\$266,700	\$92,012	\$150,584	\$262,456	\$107,121	\$0	10/19/1988
	HUGHES, DOUGLAS R	C	DEM	\$149,471	\$59,566	\$85,750	\$141,192	\$8,197	\$6,000	10/19/1988
7	BACON, MAX EDMOND	O	DEM	\$140,721	\$49,849	\$77,950	\$133,609	\$7,110	\$20,914	10/19/1988
	HANCOCK, MELTON D "M	O	REP	\$261,402	\$196,728	\$22,930	\$195,829	\$65,573	\$18,920	09/30/1988
8	CHRYTS, PHILLIP WAYNE	C	DEM	\$408,484	\$194,478	\$202,016	\$386,056	\$23,794	\$1,558	10/19/1988
	EMERSON, N WILLIAM	I	REP	\$705,580	\$361,619	\$314,082	\$488,561	\$222,527	\$0	10/19/1988
9	VOLKMER, HAROLD LEE	I	DEM	\$263,275	\$72,497	\$185,435	\$150,165	\$113,571	\$0	10/19/1988
	DUDLEY, KENNETH AMDE	C	REP	\$7,486	\$355	\$0	\$7,163	\$322	\$0	10/19/1988
MONTANA										
1	FENLASON, JAMES J	C	REP	\$64,301	\$35,567	\$12,156	\$58,204	\$6,095	\$39,275	10/19/1988
	WILLIAMS, PAT	I	DEM	\$230,174	\$75,374	\$146,456	\$163,396	\$141,611	\$0	10/19/1988
2	MARLENEE, RON C	I	REP	\$353,048	\$193,298	\$138,273	\$317,779	\$86,908	\$0	10/19/1988
	O'BRIEN, RICHARD S "	C	DEM	\$334,562	\$131,181	\$169,484	\$311,944	\$23,068	\$18,031	10/19/1988
NEBRASKA										
1	BEREUTER, DOUGLAS K	I	REP	\$183,692	\$91,834	\$78,670	\$168,509	\$39,243	\$0	10/19/1988
	JONES, WARREN D (COR	C	DEM	\$90,013	\$62,907	\$26,650	\$83,446	\$6,567	\$7,971	10/19/1988
2	HOAGLAND, PETER	O	DEM	\$731,525	\$201,128	\$246,866	\$675,046	\$56,421	\$266,915	10/19/1988
	SCHENKEN, JERRY	O	REP	\$961,127	\$687,301	\$124,216	\$895,022	\$66,505	\$130,000	10/19/1988
3	RACEK, JOHN D	C	DEM	\$9,430	\$2,630	\$2,500	\$4,458	\$4,970	\$1,000	10/01/1988
	SMITH, VIRGINIA DODD	I	REP	\$236,806	\$74,858	\$121,080	\$218,584	\$29,328	\$16,700	10/19/1988

DIST	CANDIDATE	INC CHL	PTY	NET RECEIPTS	INDV CONTRIBUTIONS	OTHER CONTRIBUTIONS	NET DISBURSE	CASH ON HAND	DEBTS OWED	MOST RECENT REPORT
NEVADA										
1	BILBRAY, JAMES H	I	DEM	\$518,479	\$185,349	\$267,591	\$435,491	\$86,309	\$51,227	10/19/1988
	LUSH, LUCILLE	C	REP	\$128,399	\$94,578	\$16,589	\$113,348	\$15,050	\$2,628	10/19/1988
	O'NEILL, PATRICK	C	LIB	\$0	\$0	\$0	\$0	\$0	\$0	
2	CROWWELL, KENT	C	LIB	\$0	\$0	\$0	\$0	\$0	\$0	
	SPOO, JAMES LEE	C	DEM	\$322,543	\$179,436	\$122,300	\$321,123	\$1,420	\$19,091	10/19/1988
	VUCANOVICH, BARBARA	I	REP	\$482,099	\$312,480	\$157,056	\$480,963	\$9,294	\$25,598	10/19/1988
NEW HAMPSHIRE										
1	KEEFE, JOSEPH F	C	DEM	\$199,210	\$137,694	\$59,684	\$173,310	\$25,900	\$26,809	10/19/1988
	SMITH, ROBERT C	I	REP	\$315,413	\$210,905	\$88,150	\$187,000	\$128,447	\$59,300	10/19/1988
2	DONCHESS, JAMES W	O	DEM	\$350,026	\$129,622	\$149,320	\$296,306	\$53,719	\$10,000	10/19/1988
	DOUGLAS, CHARLES G I	O	REP	\$474,177	\$365,836	\$78,362	\$379,365	\$94,827	\$31,462	10/19/1988
	KENDEL, ROY	O	IND	\$0	\$0	\$0	\$0	\$0	\$0	
NEW JERSEY										
1	BARTUCCI, RICHARD	C	LIB	\$0	\$0	\$0	\$0	\$0	\$0	10/19/1988
	CRISTANDO, FRANK A	C	REP	\$52,052	\$45,665	\$6,250	\$46,878	\$5,174	\$5,174	10/19/1988
	FLORIO, JAMES JOSEPH	I	DEM	\$632,105	\$318,233	\$308,560	\$542,486	\$247,468	\$56,510	10/19/1988
2	CONOVER, KIRK W	C	REP	\$22,247	\$13,683	\$100	\$24,164	\$184	\$0	10/19/1988
	HUGHES, WILLIAM J	I	DEM	\$221,974	\$124,916	\$84,400	\$158,776	\$152,510	\$0	10/19/1988
	SCHINDEWOLF, RICHARD	C	CRV	\$0	\$0	\$0	\$0	\$0	\$0	
3	STEWART, LAURA	O	LIB	\$300	\$0	\$0	\$0	\$300	\$0	
	AZZOLINA, JOSEPH	O	REP	\$528,363	\$410,025	\$71,956	\$458,576	\$65,785	\$2,458	10/19/1988
	PALLONE, FRANK JR	O	DEM	\$443,796	\$148,996	\$288,591	\$403,858	\$39,936	\$3,000	10/19/1988
4	CARTER, JUDSON M.	C	IND	\$0	\$0	\$0	\$0	\$0	\$0	
	HOLLAND, BETTY	C	DEM	\$43,893	\$40,535	\$1,658	\$31,482	\$12,410	\$0	10/19/1988
	MAIULLO, DANIEL A. J	C	LIB	\$267,521	\$159,386	\$95,181	\$175,352	\$92,797	\$6,494	10/19/1988
	SMITH, CHRISTOPHER H	I	REP	\$0	\$0	\$0	\$0	\$0	\$0	
5	KARLAN, DANIEL M.	C	LIB	\$26,279	\$25,195	\$280	\$14,083	\$12,199	\$0	10/19/1988
	MONACO, LEOPOLD ANTH	C	DEM	\$362,868	\$188,085	\$155,213	\$259,501	\$192,654	\$2,000	10/19/1988
	ROUKEMA, MARGE	I	REP	\$104,491	\$10,515	\$87,050	\$84,802	\$78,440	\$0	10/19/1988
6	DWYER, BERNARD J	C	SWP	\$0	\$0	\$0	\$0	\$0	\$0	
	PALTRINERI, JOAN	C	LIB	\$0	\$0	\$0	\$0	\$0	\$0	
	SCHOEN, HOWARD F.	C	LIB	\$21,807	\$17,807	\$0	\$18,876	\$2,931	\$0	10/19/1988
	SICA, PETER J	C	REP	\$0	\$0	\$0	\$0	\$0	\$0	
7	HEL, JAMES	C	DEM	\$531,766	\$243,467	\$221,027	\$227,040	\$813,566	\$0	10/19/1988
	RINALDO, MATTHEW J	I	REP	\$439,541	\$172,380	\$235,150	\$231,467	\$469,414	\$0	10/19/1988
8	ROE, ROBERT	I	DEM	\$581,999	\$373,223	\$163,448	\$227,074	\$611,280	\$3,477	10/19/1988
9	TORRICELLI, ROBERT G	C	IND	\$0	\$0	\$0	\$0	\$0	\$0	
	KEMLY, RICHARD J.	C	IND	\$48,888	\$47,945	\$250	\$43,952	\$4,934	\$5,210	10/19/1988
	LANE, ROGER	C	REP	\$0	\$0	\$0	\$0	\$0	\$0	
10	BOWSER, ALAN	O	IND	\$0	\$0	\$0	\$0	\$0	\$0	
	BRUDNO, MINDY	O	SWP	\$442,002	\$184,480	\$146,875	\$351,157	\$91,285	\$25,000	10/19/1988
	PAYNE, DONALD H	O	DEM	\$0	\$0	\$0	\$0	\$0	\$0	
	WEBB, MICHAEL	O	REP	\$474,569	\$334,825	\$128,495	\$393,659	\$154,375	\$0	10/19/1988
11	GALLO, DEAN A	I	REP	\$0	\$0	\$0	\$0	\$0	\$0	
	SHAW, JOHN C	C	DEM	\$1,019,893	\$852,629	\$139,116	\$1,127,667	\$16,020	\$0	10/19/1988
12	COURTER, JAMES A	I	REP	\$150	\$150	\$0	\$150	\$0	\$0	05/18/1988
	FRIEDLANDER, STEPHEN	C	LIB	\$10,396	\$8,038	\$0	\$7,198	\$3,198	\$1,358	10/15/1988
	WEINSTEIN, NORMAN J	C	DEM	\$441,832	\$250,224	\$174,340	\$295,418	\$218,705	\$0	10/19/1988
13	SAXTON, H JAMES	I	REP	\$0	\$0	\$0	\$0	\$0	\$0	
	SMITH, JAMES B	C	DEM	\$0	\$0	\$0	\$0	\$0	\$0	

DIST	CANDIDATE	INC CHL OPN	PTY	RECEIPTS	NET CONTRIB	OTHER CMTE'S	NET DISBURSE	CASH ON HAND	DEBITS OWED	HST RECENT REPORT
NEW JERSEY										
14	GALBO, PETER	C	IND	\$0	\$0	\$166,135	\$334,718	\$150,925	\$0	10/19/1988
	GUARINI, FRANK J	I	DEM	\$485,644	\$151,440	\$0	\$300	\$265	\$0	10/19/1988
	JONES, JOHN	C	IND	\$500	\$165	\$0	\$0	\$100	\$0	07/15/1988
	MCNALLY, JAMES V	C	REP	\$100	\$0	\$0	\$549	\$200	\$0	10/19/1988
	RUMMEL, JOHN	C	COM	\$750	\$750	\$0	\$0	\$0	\$0	
	WHITE, CHRISTOPHER	C	LIB	\$0	\$0	\$0	\$0	\$0	\$0	
NEW MEXICO										
1	PARKHAM, ALLEN MONTG	O	LIB	\$0	\$0	\$0	\$0	\$0	\$35,750	10/19/1988
	SCHIFF, STEVEN H	O	REP	\$389,827	\$251,926	\$90,476	\$376,053	\$13,772	\$29,500	10/19/1988
	UDALL, THOMAS STEWAR	O	DEM	\$460,111	\$222,314	\$176,895	\$413,051	\$47,060	\$2,750	10/19/1988
2	SKEEN, JOSEPH RICHAR	I	REP	\$133,479	\$45,627	\$77,550	\$59,319	\$77,753	\$35,000	10/19/1988
3	RICHARDSON, BILL	I	DEM	\$403,289	\$127,899	\$261,063	\$218,008	\$215,839	\$2,850	10/19/1988
	SALAZAR, CECILIA M	C	REP	\$34,866	\$24,566	\$0	\$31,288	\$3,575	\$0	
NEW YORK										
1	HOCBRUECKNER, GEORG	I	DEM	\$571,739	\$217,551	\$326,761	\$450,306	\$120,513	\$0	10/19/1988
	MORGAN, SETH C	C	CRV	\$55,000	\$0	\$0	\$55,000	\$0	\$0	07/25/1988
	ROMAINE, EDWARD PETE	C	REP	\$145,888	\$120,188	\$14,850	\$129,087	\$21,799	\$0	10/19/1988
2	CARDINO, JOSEPH JR	C	REP	\$28,012	\$10,724	\$0	\$23,469	\$4,542	\$10,033	09/03/1988
	DOWNEY, THOMAS J	I	DEM	\$794,282	\$430,092	\$317,511	\$428,020	\$606,231	\$0	10/19/1988
3	CONSIDINE, ROBERT J	C	RTL	\$0	\$0	\$0	\$0	\$0	\$0	
	MRAZEK, ROBERT J	I	DEM	\$368,531	\$201,216	\$146,789	\$257,202	\$234,846	\$0	10/19/1988
	PREVIDI, ROBERT	C	REP	\$49,098	\$40,636	\$3,400	\$8,998	\$40,100	\$0	09/30/1988
4	GOBAN, FRANCIS T	C	DEM	\$4,327	\$1,627	\$2,500	\$3,089	\$1,241	\$0	10/12/1988
	LENT, NORMAN FREDERI	I	REP	\$534,628	\$110,652	\$322,679	\$304,864	\$566,166	\$0	10/19/1988
5	MCGEARY, MARGARET T	C	RTL	\$0	\$0	\$0	\$0	\$0	\$0	
	KELLY, WILLIAM G	C	DEM	\$31,216	\$26,526	\$3,500	\$29,796	\$1,420	\$0	10/19/1988
	MAYER, JAMES A	C	RTL	\$0	\$0	\$0	\$0	\$0	\$0	
6	MCGRATH, RAYMOND J	I	REP	\$431,903	\$154,084	\$211,324	\$253,784	\$340,134	\$0	10/19/1988
	BRANDOFINO, ROBERT L	C	IND	\$1,814	\$603	\$0	\$1,776	\$38	\$0	10/19/1988
7	FLAKE, FLOYD H	I	DEM	\$307,818	\$162,089	\$135,955	\$124,394	\$25,302	\$48,950	09/30/1988
8	ACKERMAN, GARY L	I	DEM	\$262,147	\$79,411	\$180,070	\$122,156	\$254,064	\$0	10/19/1988
	SCHUEER, JAMES H	I	DEM	\$67,404	\$9,000	\$50,150	\$85,243	\$4,686	\$159,250	10/19/1988
9	VECCHIONE, JOHN C	C	CRV	\$0	\$0	\$0	\$0	\$0	\$0	
	MANTON, THOMAS JOSEP	I	DEM	\$373,511	\$93,055	\$227,345	\$207,008	\$175,428	\$0	09/30/1988
10	GASNEY, ALICE B	C	CRV	\$0	\$0	\$0	\$0	\$0	\$0	
	POPIELARSKI, GEORGE	C	REP	\$307,696	\$141,530	\$92,025	\$80,231	\$731,405	\$0	10/19/1988
11	SCHUMER, CHARLES E	I	DEM	\$0	\$0	\$0	\$0	\$0	\$0	
	HAMEL, ALFRED J	C	CRV	\$0	\$0	\$0	\$0	\$0	\$0	
	HUSSAIN, RIAZ B	C	REP	\$175,229	\$40,560	\$2,000	\$177,638	-\$2,408	\$9,192	08/26/1988
	TOWNS, EDOLPHUS	I	DEM	\$291,944	\$153,586	\$118,996	\$244,054	\$86,924	\$0	10/19/1988
12	AUGUSTIN, OWEN	C	REP	\$2,969	\$500	\$0	\$2,561	\$408	\$0	10/20/1988
	OWENS, MAJOR ROBERT	I	DEM	\$175,553	\$46,445	\$116,435	\$162,891	\$13,726	\$39,685	10/19/1988
13	CURCI, ANTHONY N	C	REP	\$0	\$0	\$0	\$0	\$0	\$0	
	SOLARZ, STEPHEN J	I	DEM	\$769,960	\$644,364	\$50,760	\$465,118	\$1,117,545	\$0	10/19/1988
14	MOLNARI, GUY V	I	REP	\$175,083	\$90,581	\$59,006	\$140,465	\$171,952	\$3,000	10/19/1988
	O'DONOVAN, JEROME X	C	DEM	\$183,525	\$110,999	\$62,922	\$177,677	\$16,846	\$0	10/19/1988
15	DOUKAS, PETER G	C	DEM	\$78,615	\$49,115	\$700	\$78,514	\$37,215	\$0	09/30/1988
	GREEN, BILL	I	REP	\$574,167	\$416,041	\$125,043	\$409,000	\$175,030	\$237,000	10/19/1988
16	LICCIONE, MICHAEL	C	CRV	\$0	\$0	\$0	\$0	\$0	\$0	
	RANGEL, CHARLES B	I	DEM	\$542,364	\$200,539	\$326,150	\$434,615	\$367,162	\$0	10/19/1988

DIST	CANDIDATE	INC CHL	PTY	NET RECEIPTS	INDY CONTRIB	OTHER CONTRIBS	NET DISBURSE	CASH ON HAND	DEBTS OWED	MOST RECENT REPORT
NEW YORK										
17	ALBERT, MYRNA	C	REP	\$2,000	\$0	\$0	\$0	\$2,000	\$0	09/30/1988
	WEISS, TED	I	DEM	\$148,375	\$98,012	\$48,990	\$150,556	\$44,880	\$0	10/19/1988
18	GARCIA, ROBERT 'BOB'	I	DEM	\$249,785	\$94,310	\$139,525	\$394,014	\$2,216	\$11,578	10/24/1988
	BROWN, FRED	C	REP	\$0	\$0	\$0	\$0	\$0	\$0	
	VERHOFF, DANIEL R	C	CRV	\$0	\$0	\$0	\$0	\$0	\$0	
* 19	BLUMETTI, ROBERT	O	CRV	\$0	\$0	\$0	\$0	\$0	\$0	10/19/1988
	ENGEL, ELIOT LANCE	O	DEM	\$161,611	\$58,150	\$57,650	\$155,634	\$6,026	\$75,985	
20	ZAGARELL, MICHAEL	O	IND	\$0	\$0	\$0	\$0	\$0	\$0	
	DIOGUARDI, JOSEPH J	I	REP	\$1,306,230	\$950,241	\$314,079	\$1,011,853	\$311,025	\$700	10/19/1988
	LOWEY, NITA M	C	DEM	\$864,144	\$427,310	\$51,275	\$753,102	\$111,041	\$350,000	10/19/1988
	O'GRADY, FLORENCE T	C	RTL	\$0	\$0	\$0	\$0	\$0	\$0	
21	CURTIN, RICHARD S II	C	REP	\$0	\$0	\$167,050	\$231,462	\$177,279	\$1,000	10/19/1988
	FISH, HAMILTON JR	I	REP	\$320,650	\$141,530	\$0	\$0	\$0	\$0	
	GRUNBERGER, LAWRENCE	C	DEM	\$0	\$0	\$0	\$0	\$0	\$0	
22	HUDSON, ROBERT	C	IND	\$0	\$0	\$0	\$0	\$0	\$0	
	BURLINGHAM, ELEANOR	C	DEM	\$9,107	\$3,068	\$143,722	\$9,115	\$1,342	\$10,000	10/19/1988
	GILMAN, BENJAHN A	I	REP	\$381,996	\$198,132	\$336,938	\$336,938	\$148,350	\$0	10/19/1988
23	BAKAL, PETER M	O	REP	\$108,504	\$41,891	\$8,625	\$99,796	\$8,707	\$54,040	10/19/1988
	MCMULTY, MICHAEL R	O	DEM	\$202,723	\$98,183	\$81,125	\$115,697	\$87,024	\$0	10/19/1988
24	DAYE, FRED	C	DEM	\$14,871	\$10,075	\$80	\$9,079	\$5,786	\$0	10/19/1988
	SOLOMON, GERALD B	I	REP	\$162,039	\$93,253	\$58,050	\$120,328	\$95,629	\$0	10/19/1988
25	BOEHLERT, SHERWOOD L	I	REP	\$215,096	\$68,426	\$73,823	\$102,630	\$181,275	\$0	10/19/1988
26	MARTIN, DAVID O'B	C	DEM	\$102,175	\$31,874	\$61,816	\$59,731	\$98,173	\$0	10/19/1988
	RAVENSCROFT, DONALD	O	DEM	\$5,731	\$1,143	\$0	\$4,281	\$1,450	\$3,588	09/30/1988
27	POOLER, ROSEMARY S	O	DEM	\$528,854	\$258,502	\$251,113	\$479,529	\$54,314	\$16,000	10/19/1988
	WALSH, JAMES T	O	REP	\$488,559	\$334,285	\$144,765	\$463,713	\$24,846	\$11,759	10/19/1988
28	MCHUGH, MATTHEW F	I	DEM	\$233,188	\$117,138	\$103,908	\$137,023	\$102,327	\$0	10/19/1988
	DIXON, MARY C	C	RTL	\$0	\$0	\$0	\$0	\$0	\$0	
29	BAXTER, RICHARD	C	CRV	\$0	\$0	\$110,110	\$111,276	\$141,328	\$0	10/19/1988
	HORTON, FRANK	I	REP	\$143,037	\$21,125	\$0	\$0	\$0	\$0	
30	PETERS, DONALD H	C	RTL	\$0	\$0	\$0	\$0	\$0	\$0	10/19/1988
	VOGEL, JAMES R	C	DEM	\$3,653	\$2,070	\$62,378	\$219,402	\$1,456	\$14,017	10/19/1988
	BOUCHARD, JOHN D	C	REP	\$249,133	\$176,357	\$0	\$8,081	\$22,731	\$0	09/30/1988
	COOK, THOMAS D	C	CRV	\$11,372	\$905	\$0	\$0	\$3,289	\$0	
	FLANAGAN, MICHAEL P	C	RTL	\$0	\$0	\$0	\$0	\$0	\$0	
	SLAUGHTER, LOUISE MC	I	DEM	\$709,343	\$327,828	\$354,114	\$707,930	\$30,203	\$13,529	10/19/1988
31	PAXON, L WILLIAM	O	REP	\$505,492	\$311,017	\$170,102	\$385,533	\$119,956	\$0	10/19/1988
	EVERETT, DAVID J	O	DEM	\$319,272	\$135,696	\$162,103	\$290,352	\$28,919	\$21,757	10/19/1988
32	SWARTS, EMIL KRATZE	C	REP	\$4,868	\$0	\$0	\$10,014	\$2,625	\$0	09/30/1988
	LAFALCE, JOHN J	I	DEM	\$12,639	\$4,868	\$99,472	\$86,348	\$413,023	\$0	10/19/1988
33	NOWAK, HENRY J	I	DEM	\$157,118	\$16,079	\$76,225	\$87,484	\$169,517	\$0	10/19/1988
34	HOUGHTON, AMORY	I	REP	\$104,746	\$15,010	\$0	\$0	\$0	\$0	
	WOODWARD, IAN KELLY	C	LBL	\$440,612	\$341,319	\$81,750	\$179,765	\$262,837	\$84,356	10/19/1988
NORTH CAROLINA										
1	JONES, WALTER B	I	DEM	\$114,500	\$9,050	\$86,550	\$72,672	\$294,841	\$0	10/19/1988
	MOYE, HOWARD DEWITT	C	REP	\$6,983	\$6,973	\$0	\$6,994	\$679	\$15,858	06/30/1988
2	VALENTINE, ITIMOUS T	I	DEM	\$73,870	\$15,551	\$54,400	\$76,377	\$48,591	\$0	10/19/1988
3	LANCASTER, H MARTIN	I	DEM	\$184,999	\$60,644	\$123,699	\$92,161	\$94,538	\$0	10/19/1988
4	FETZER, TOM	C	REP	\$575,023	\$505,030	\$64,616	\$572,391	\$2,628	\$55,805	10/19/1988
	PRICE, DAVID E	I	DEM	\$866,161	\$442,486	\$403,195	\$749,983	\$125,383	\$0	10/19/1988

NY/19 Biaggi not included.

DIST	CANDIDATE	INC CHL OPN	PTY	NET RECEIPTS	INDIV CONTRIB	OTHER DATE	NET SOURCE	CASH ON HAND	DEBTS OWED	MOST RECENT REPORT
NORTH CAROLINA										
5	GRAY, LYONS	C	REP	\$523,193	\$336,940	\$39,587	\$15,591	\$13,135	\$107,495	10/19/1988
	NEAL, STEPHEN L	I	DEM	\$595,968	\$195,407	\$337,850	\$563,270	\$56,348	\$3,000	10/19/1988
6	COBLE, JOHN HOWARD	I	REP	\$620,013	\$365,729	\$222,062	\$396,587	\$41,911	\$0	10/19/1988
	GILMORE, THOMAS ODEL	C	DEM	\$508,597	\$205,155	\$234,397	\$500,542	\$6,235	\$12,313	10/19/1988
7	ROSE, CHARLES G III	I	DEM	\$261,227	\$59,350	\$150,300	\$165,258	\$353,736	\$50,000	10/19/1988
	THOMPSON, GEORGE G	C	REP	\$0	\$0	\$0	\$0	\$0	\$0	10/19/1988
8	BLANTON, THEODORE AR	C	REP	\$169,139	\$153,777	\$8,330	\$160,845	\$8,291	\$0	10/19/1988
	HEFNER, W G (BILL)	I	DEM	\$368,358	\$76,632	\$230,925	\$328,264	\$297,093	\$4,578	10/19/1988
9	MC MILLAN, J ALEX	I	REP	\$456,705	\$260,745	\$189,100	\$347,972	\$129,554	\$0	10/19/1988
	SHOLANDER, MARK EARL	C	DEM	\$19,938	\$13,875	\$0	\$16,144	\$3,795	\$0	10/19/1988
10	BALLENGER, THOMAS CA	I	REP	\$278,368	\$113,368	\$126,350	\$241,223	\$42,728	\$84,000	10/19/1988
	RHINE, JACK L	C	DEM	\$32,651	\$18,251	\$0	\$30,292	\$2,358	\$9,300	09/30/1988
11	CLARKE, JAMES MCCLUR	I	DEM	\$396,868	\$115,300	\$219,682	\$375,691	\$21,742	\$43,000	10/19/1988
	TAYLOR, CHARLES H	C	REP	\$364,888	\$143,733	\$63,456	\$359,328	\$5,560	\$145,436	10/19/1988
NORTH DAKOTA										
0	BREKKE, KRIS	C	LIB	\$0	\$0	\$0	\$0	\$0	\$0	10/19/1988
	DORGAN, BYRON L	I	DEM	\$633,544	\$170,289	\$430,796	\$572,973	\$264,140	\$0	10/19/1988
	SYDNES, STEVEN KRIS	C	REP	\$238,676	\$203,328	\$6,805	\$221,416	\$17,259	\$472	10/19/1988
OHIO										
1	CHABOT, STEVEN J	C	REP	\$169,475	\$154,522	\$6,330	\$152,206	\$17,268	\$0	10/19/1988
	LUKEN, THOMAS A	I	DEM	\$429,065	\$183,045	\$222,500	\$557,617	\$7,075	\$0	10/19/1988
2	GRADISON, WILLIS D J	I	REP	\$177,409	\$143,927	\$0	\$78,632	\$391,540	\$0	10/19/1988
	STRIDHAM, CHUCK R	C	DEM	\$13,880	\$3,075	\$9,700	\$9,055	\$4,824	\$433	10/21/1988
3	CRUTCHER, RON	C	REP	\$48,661	\$27,198	\$1,750	\$46,403	\$262	\$33,056	10/19/1988
	HALL, TONY P	I	DEM	\$197,608	\$48,661	\$126,010	\$148,468	\$288,610	\$0	10/19/1988
4	OxLEY, MICHAEL G	I	REP	\$203,832	\$45,915	\$146,600	\$139,303	\$240,552	\$0	10/19/1988
5	GILLMOR, PAUL E	O	REP	\$605,082	\$34,519	\$270,289	\$600,795	\$44,696	\$55,000	10/19/1988
	MURRAY, THOMAS JAMES	O	DEM	\$633,897	\$261,351	\$8,500	\$741,613	-\$103,243	\$158	10/19/1988
6	MCWEEN, BOB	I	REP	\$765,753	\$56,631	\$132,616	\$819,976	\$66,378	\$0	10/29/1988
	ROBERTS, GORDON R	C	DEM	\$40,807	\$600,216	\$19,850	\$40,584	\$845	\$4,000	10/19/1988
7	DEWINE, RICHARD MICH	I	REP	\$285,597	\$6,861	\$96,160	\$240,480	\$96,953	\$0	10/19/1988
	SCHIRA, JOHN ALBERT	C	DEM	\$35,104	\$178,593	\$6,600	\$32,243	\$2,911	\$12,858	09/30/1988
8	LUKENS, DONALD E	I	REP	\$124,860	\$7,504	\$70,670	\$116,865	\$11,668	\$0	10/19/1988
	GRIFFIN, JOHN	C	DEM	\$0	\$46,741	\$0	\$0	\$0	\$0	10/19/1988
9	HAWKINS, ALFRED G	C	REP	\$47,939	\$27,710	\$0	\$45,666	\$2,272	\$0	10/19/1988
	KAPTUR, MARCY	I	DEM	\$247,167	\$63,334	\$179,290	\$160,693	\$88,613	\$5,000	10/19/1988
10	BUCHANAN, JOHN M	C	DEM	\$0	\$0	\$0	\$0	\$0	\$0	10/19/1988
	HILLER, CLARENCE ELL	I	REP	\$106,270	\$4,070	\$87,536	\$71,907	\$106,028	\$0	10/19/1988
11	ECKART, DENNIS E	I	DEM	\$369,415	\$101,570	\$252,228	\$349,815	\$113,655	\$11,933	10/19/1988
	MUELLER, MARGARET R	C	REP	\$563,176	\$69,055	\$250	\$566,649	\$6,246	\$493,823	10/19/1988
12	BROWN, MARK P	C	DEM	\$0	\$0	\$0	\$0	\$0	\$0	06/30/1988
	GELPI, MICHAEL A	C	IND	\$71,498	\$15,399	\$5,000	\$37,364	\$34,133	\$55,636	06/30/1988
13	KASICH, JOHN R	I	REP	\$339,174	\$208,127	\$117,836	\$267,135	\$96,873	\$0	10/19/1988
	BROWN, DEWEY DWIGHT	C	REP	\$12,701	\$10,264	\$0	\$12,679	\$22	\$3,724	10/19/1988
	PEASE, DON	I	DEM	\$234,594	\$74,316	\$142,302	\$136,816	\$220,318	\$0	10/19/1988
14	LANG, LORETTA AUGUST	C	REP	\$11,174	\$2,926	\$0	\$7,419	\$3,755	\$4,300	09/30/1988
	SAWYER, THOMAS C	I	DEM	\$404,661	\$93,022	\$284,931	\$342,805	\$83,745	\$6,365	10/19/1988
15	FROELICH, MARK S	C	DEM	\$9,060	\$0	\$0	\$5,655	\$3,244	\$0	10/19/1988
	WYLIE, CHALMERS P	I	REP	\$212,713	\$64,784	\$145,565	\$148,726	\$77,797	\$0	10/19/1988
16	GRAVELY, MELVIN J	C	DEM	\$0	\$0	\$0	\$0	\$0	\$0	10/19/1988
	REGULA, RALPH	I	REP	\$104,026	\$91,405	\$0	\$84,162	\$104,212	\$0	10/19/1988

NET RECEIPTS 0 INVT CONTRIB 8 OTHER CMTE'S 0 NET DISBURSE 6

DIST	CANDIDATE	INC CHL	PTY	NET RECEIPTS	INVT CONTRIB	OTHER CMTE'S	NET DISBURSE	CASH ON HAND	DEBTS OWED	MOST RECENT REPORT
OHIO 17	LENZ, FREDERICK W	C	REP	\$1,818	\$1,034	\$0	\$867	\$950	\$0	10/19/1988
18	TRAFFICANT, JAMES A J	I	DEM	\$83,797	\$34,879	\$45,000	\$74,885	\$60,485	\$0	10/19/1988
19	ABRAHAM, WILLIAM C	C	REP	\$6,680	\$2,560	\$760	\$4,439	\$2,241	\$2,000	10/19/1988
20	APPLEGATE, E DOUGLAS	I	DEM	\$101,143	\$22,901	\$53,609	\$76,378	\$120,898	\$0	10/19/1988
21	FEIGHAN, EDWARD F	I	DEM	\$327,364	\$163,253	\$150,032	\$196,507	\$163,971	\$6,000	10/19/1988
	ROBERTS, NOEL F	C	REP	\$297	\$202	\$95	\$182	\$115	\$0	10/10/1988
	OAKAR, MARY ROSE	I	DEM	\$654,906	\$243,829	\$366,078	\$736,019	\$14,453	\$2,500	10/19/1988
	ROSKI, FRANKLIN H	C	REP	\$0	\$0	\$0	\$0	\$0	\$0	
	STOKES, LOUIS	I	DEM	\$207,210	\$55,076	\$128,000	\$148,519	\$181,407	\$0	10/19/1988
OKLAHOMA										
1	GLASSCO, KURT G	C	DEM	\$165,361	\$110,690	\$53,800	\$147,493	\$17,868	\$0	10/19/1988
2	INHOFE, JAMES M	I	REP	\$360,740	\$148,053	\$197,079	\$347,765	\$18,461	\$13,500	10/19/1988
3	PHILLIPS, IRA MILTON	C	REP	\$74,657	\$44,110	\$2,747	\$68,244	\$6,413	\$0	10/19/1988
4	SYNAR, MICHAEL LYNN	I	DEM	\$289,889	\$278,330	\$0	\$285,456	\$86,541	\$0	10/19/1988
5	WATKINS, WESLEY WADE	I	DEM	\$230,340	\$148,324	\$66,850	\$159,433	\$188,742	\$0	10/19/1988
6	MCCURDY, DAVE	I	DEM	\$256,291	\$107,085	\$127,822	\$223,964	\$108,048	\$9,600	10/19/1988
7	EDWARDS, MICKEY	I	REP	\$301,762	\$188,337	\$108,630	\$277,019	\$63,926	\$0	10/19/1988
8	MONTGOMERY, TERRY JO	C	DEM	\$458	\$0	\$0	\$293	\$164	\$0	10/19/1988
9	BROWN, MICHAEL D	C	REP	\$70,371	\$53,621	\$990	\$67,370	\$3,000	\$3,543	10/19/1988
10	ENGLISH, GLENN LEE J	I	DEM	\$334,865	\$133,288	\$170,408	\$251,270	\$248,147	\$0	10/19/1988
OREGON										
1	AUCOIN, LES	I	DEM	\$641,371	\$252,996	\$300,200	\$486,901	\$180,168	\$13,500	10/19/1988
2	MOLANDER, EARL ARVID	C	REP	\$7,525	\$3,355	\$0	\$5,145	\$2,380	\$4,171	10/19/1988
3	SMITH, ROBERT F (BOB)	I	DEM	\$327,656	\$174,625	\$132,266	\$295,799	\$81,459	\$0	10/19/1988
4	TUTTLE, LAURENCE ALL	C	DEM	\$195,771	\$90,780	\$91,450	\$184,952	\$12,210	\$19,992	10/19/1988
5	WYDEN, RONALD LEE	I	DEM	\$546,615	\$242,619	\$284,822	\$265,361	\$410,034	\$0	10/19/1988
6	DEFAZIO, PETER A	I	DEM	\$288,003	\$63,155	\$210,763	\$211,506	\$84,441	\$0	10/19/1988
7	HOWARD, JAMES MILO	C	REP	\$47,707	\$23,160	\$2,250	\$46,545	\$16,787	\$16,787	10/19/1988
8	KOPETSKI, MICHAEL JO	C	DEM	\$263,313	\$129,240	\$128,293	\$244,844	\$18,486	\$20,872	10/19/1988
9	SMITH, DENNIS A	I	REP	\$432,969	\$212,623	\$194,527	\$409,200	\$155,735	\$0	10/19/1988
PENNSYLVANIA										
1	FOGLIETTA, THOMAS M	I	DEM	\$286,113	\$141,410	\$144,400	\$206,818	\$115,625	\$0	10/19/1988
2	O'BRIEN, WILLIAM J	C	REP	\$4,182	\$3,475	\$0	\$1,643	\$2,629	\$501	10/19/1988
3	GRAY, WILLIAM H III	I	DEM	\$599,144	\$219,533	\$347,052	\$592,744	\$156,219	\$1,562	10/19/1988
4	HARSCH, RICHARD L	C	REP	\$0	\$0	\$0	\$0	\$0	\$0	
5	BORSKI, ROBERT A	I	DEM	\$292,980	\$115,662	\$169,654	\$175,123	\$137,637	\$0	10/19/1988
6	MATTHEWS, MARK	C	REP	\$20,946	\$19,923	\$0	\$18,596	\$2,350	\$0	09/30/1988
7	JOHNSTON, GORDON R	C	REP	\$0	\$0	\$0	\$0	\$0	\$0	
8	KOLTER, JOSEPH P	I	DEM	\$160,840	\$24,310	\$134,406	\$83,257	\$141,397	\$0	10/19/1988
9	HADLEY, DONALD A	C	DEM	\$0	\$0	\$0	\$0	\$0	\$0	
10	SCHULZE, RICHARD T	I	REP	\$373,606	\$124,817	\$224,999	\$375,458	\$289,503	\$355	10/15/1988
11	ERWIN, JAMES R	C	REP	\$11,207	\$10,248	\$330	\$9,728	\$1,478	\$355	10/19/1988
12	PERUGINI, LOUIS R JR	C	IND	\$944	\$502	\$0	\$877	\$442	\$442	10/15/1988
13	YATRON, GUS	I	DEM	\$123,677	\$21,750	\$91,500	\$74,674	\$160,248	\$0	10/19/1988
14	LANDAU, DAVID EDWARD	C	DEM	\$184,493	\$133,939	\$25,425	\$172,250	\$12,249	\$85,691	10/19/1988
15	WELDON, CURT	I	REP	\$477,251	\$280,235	\$179,417	\$396,361	\$135,078	\$5,276	09/30/1988
16	ERNSBERGER, DONALD C	C	LIB	\$30,115	\$30,065	\$0	\$24,068	\$6,047	\$96,968	10/19/1988
17	HOWARD, EDWARD L	C	REP	\$391,145	\$261,150	\$35,150	\$372,013	\$19,133	\$20,099	10/19/1988
18	KOSTMAYER, PETER H	I	DEM	\$963,250	\$578,987	\$358,163	\$918,337	\$63,063	\$20,099	10/19/1988
19	SHUSTER, BUD	I	REP	\$388,710	\$237,290	\$141,115	\$306,897	\$126,635	\$0	10/19/1988

DIST	CANDIDATE	INC CHL OPN	PTY	NET RECEIPTS	CONTRIB	OTHER CHRG	NET DISBURSE	CASH ON HAND	DEBTS OWED	MOST RECENT REPORT
PENNSYLVANIA										
10	COKDARO, ROBERT C	C	DEM	\$51,652	\$0	\$0	\$44,858	\$6,794	\$27,000	09/30/1988
	MCDONALD, JOSEPH M	I	REP	\$401,074	\$118,045	\$247,270	\$344,885	\$369,920	\$0	10/19/1988
11	KANJORSKI, PAUL E	I	DEM	\$369,379	\$119,893	\$237,000	\$293,216	\$148,632	\$0	10/19/1988
12	JACOBS, JONATHAN M J	C	REP	\$0	\$0	\$0	\$0	\$0	\$0	
	MURTHA, JOHN P	I	DEM	\$411,947	\$101,677	\$286,190	\$327,432	\$290,714	\$0	10/19/1988
13	COUGHLIN, LAWRENCE	I	REP	\$311,687	\$172,527	\$122,932	\$120,267	\$239,650	\$0	10/19/1988
	TOMKIN, BERNARD	C	DEM	\$43,917	\$4,134	\$4,500	\$12,960	\$31,058	\$41,469	10/19/1988
14	CALIGIURI, RICHARD E	C	REP	\$0	\$0	\$0	\$0	\$0	\$0	
	COYNE, WILLIAM J	I	DEM	\$142,433	\$9,905	\$132,475	\$67,179	\$178,811	\$0	10/19/1988
15	REIBMAN, EDWARD D	C	DEM	\$287,794	\$170,800	\$81,800	\$237,572	\$50,222	\$25,227	10/19/1988
	RYTTER, DONALD L	I	REP	\$681,522	\$390,117	\$253,412	\$624,344	\$92,681	\$0	10/19/1988
16	GUYLL, ERNEST ERIC	C	DEM	\$0	\$0	\$0	\$0	\$0	\$0	
	WALKER, ROBERT S	I	REP	\$95,451	\$53,354	\$37,700	\$64,572	\$53,463	\$0	10/19/1988
17	GEKAS, GEORGE W	I	REP	\$70,883	\$21,919	\$22,800	\$91,093	\$87,961	\$0	10/19/1988
18	BAILEY, JAMES S	C	POP	\$0	\$0	\$0	\$0	\$0	\$0	
	NEWMAN, JOHN A	C	REP	\$10,255	\$8,245	\$0	\$10,406	\$191	\$0	09/30/1988
	WALGREN, DOUG	I	DEM	\$325,544	\$86,628	\$229,914	\$237,854	\$139,488	\$0	10/19/1988
19	GOODLING, WILLIAM F	I	REP	\$52,133	\$47,924	\$0	\$34,126	\$26,914	\$0	10/19/1988
	RITCHIEY, PAUL EDWARD	C	DEM	\$1,716	\$1,316	\$0	\$1,141	\$574	\$1,629	10/19/1988
20	GAYDOS, JOSEPH M	I	DEM	\$161,866	\$24,460	\$124,250	\$119,442	\$85,171	\$0	10/19/1988
	WILSON, RICHARD W	C	POP	\$0	\$0	\$0	\$0	\$0	\$0	
21	ELDER, GEORGE R H	C	DEM	\$0	\$0	\$0	\$0	\$0	\$0	10/19/1988
	RIDGE, THOMAS JOSEPH	I	REP	\$361,759	\$150,820	\$177,971	\$287,574	\$159,115	\$0	10/19/1988
22	HODGKISS, WILLIAM	C	REP	\$0	\$0	\$0	\$0	\$0	\$0	
	MURPHY, AUSTIN J	I	DEM	\$138,767	\$28,621	\$101,342	\$169,007	\$73,124	\$0	10/19/1988
23	CLINGER, WILLIAM F J	I	REP	\$371,027	\$191,848	\$168,536	\$284,677	\$91,662	\$11,000	10/19/1988
	SHAKESPEARE, HOWARD	C	DEM	\$23,489	\$9,475	\$0	\$22,096	\$1,393	\$13,764	09/30/1988
	SMOLIK, WILLIAM	C	POP	\$0	\$0	\$0	\$0	\$0	\$0	
PUERTO RICO										
0	FUSTER, JAIME B	I	DEM	\$186,594	\$123,151	\$9,750	\$146,626	\$44,965	\$1,681	10/19/1988
RHODE ISLAND										
1	MACHTELY, RONALD KEI	C	REP	\$283,514	\$136,947	\$9,955	\$275,611	\$7,903	\$106,801	10/19/1988
	ST GERMAIN, FERNAND	I	DEM	\$560,984	\$150,783	\$318,456	\$600,967	\$336,979	\$0	10/19/1988
2	MORGENTHAU, RUTH S	C	DEM	\$269,538	\$135,119	\$1,750	\$255,897	\$13,641	\$130,731	10/19/1988
	ROBERTSON, STEPHEN	C	IND	\$0	\$0	\$0	\$0	\$0	\$0	
	SCHNEIDER, CLAUDINE	I	REP	\$328,580	\$145,051	\$153,881	\$204,147	\$244,653	\$0	10/19/1988
SOUTH CAROLINA										
1	RAVENEL, ARTHUR JR	I	REP	\$223,176	\$93,973	\$122,650	\$49,673	\$180,486	\$0	10/19/1988
	TILLMAN, WHEELER MEL	C	DEM	\$39,458	\$6,667	\$4,000	\$37,250	\$2,207	\$0	10/19/1988
2	LEVENTIS, JAMES C	C	DEM	\$337,823	\$218,797	\$65,200	\$320,979	\$16,842	\$0	10/22/1988
	SOMMER, GEBHARD HORS	C	LIB	\$0	\$0	\$0	\$0	\$0	\$0	
	SPENCE, FLOYD DAVIDS	I	REP	\$275,365	\$118,636	\$144,092	\$235,358	\$49,913	\$0	10/19/1988
3	DERRICK, BUTLER C JR	I	DEM	\$509,214	\$158,434	\$328,141	\$531,088	\$206,118	\$0	10/19/1988
	HEATON, JOHN D	C	LIB	\$0	\$0	\$0	\$0	\$0	\$0	
	JORDAN, HENRY SPEIR	C	REP	\$293,010	\$224,582	\$32,118	\$287,960	\$5,049	\$25,550	10/19/1988
4	PATTERSON, ELIZABETH	DEM	DEM	\$839,867	\$182,093	\$336,940	\$745,940	\$119,910	\$146,000	10/19/1988
	WHITE, KNOX HAYNSWORTH	C	REP	\$430,645	\$335,294	\$42,470	\$374,470	\$56,174	\$50,495	10/19/1988
5	CARLEY, ROBERT K	C	REP	\$7,270	\$5,495	\$0	\$5,407	\$2,087	\$500	09/30/1988
	SPRATT, JOHN M JR	I	DEM	\$164,793	\$30,760	\$121,240	\$52,738	\$230,146	\$181,500	10/19/1988
6	TALLON, ROBERT M JR	I	DEM	\$350,886	\$100,898	\$185,608	\$194,837	\$232,982	\$3,333	10/19/1988
	CUNNINGHAM, ROBERT N	C	REP	\$10,351	\$3,148	\$0	\$8,681	\$1,782	\$7,182	10/19/1988
	MOBLEY, CARL EDWARD	C	IND	\$50	\$0	\$0	\$0	\$50	\$0	09/30/1988

DIST	CANDIDATE	INC CHL	PTY	NET RECEIPTS	INDV CONTRIBUTIONS	OTHER CONTRIBUTIONS	NET DISBURSE	CASH ON HAND	DEBTS OWED	MOST RECENT REPORT
SOUTH DAKOTA										
0	VOLK, DAVID	C	REP	\$179,704	\$154,106	\$0	\$168,667	\$11,037	\$5,000	10/19/1988
	JOHNSON, TIMOTHY PET	I	DEM	\$555,196	\$236,393	\$280,936	\$476,041	\$86,486	\$0	10/19/1988
TENNESSEE										
1	QUILLEN, JAMES HENRY	I	REP	\$544,392	\$114,173	\$379,500	\$180,050	\$685,828	\$0	10/19/1988
	SMITH, SIDNEY S	C	DEM	\$0	\$0	\$0	\$0	\$0	\$0	
2	DUNCAN, JOHN JAMES J	O	REP	\$329,482	\$213,058	\$103,025	\$247,087	\$82,393	\$0	10/19/1988
	TAYLOR, DUDLEY WAYNE	O	DEM	\$233,341	\$164,191	\$36,200	\$234,785	\$1,205	\$41,154	10/19/1988
	WEST, CHARLES	O	IND	\$0	\$0	\$0	\$0	\$0	\$0	
3	COKER, HAROLD L	C	REP	\$414,698	\$295,293	\$27,827	\$377,834	\$36,863	\$73,000	10/19/1988
	LLOYD, MARYLYN	I	DEM	\$550,086	\$238,701	\$286,487	\$512,433	\$37,977	\$0	10/19/1988
4	COOPER, JAMES H S	I	DEM	\$251,066	\$37,874	\$206,891	\$173,826	\$97,889	\$57,696	10/19/1988
5 *	CLEMENT, ROBERT N (B	I	DEM	\$304,823	\$135,245	\$132,200	\$272,845	\$35,421	\$0	10/19/1988
6	EMBRY, WALLACE ABNER	C	REP	\$8,793	\$7,239	\$0	\$8,657	\$136	\$1,146	10/19/1988
	GORDON, BART	I	DEM	\$511,556	\$229,926	\$230,520	\$396,061	\$264,073	\$0	10/19/1988
7	BLOODWORTH, KENNETH	C	DEM	\$1,130	\$400	\$0	\$1,110	\$20	\$0	10/14/1988
	SUNDQUIST, DONALD KE	I	REP	\$362,384	\$174,290	\$165,753	\$266,796	\$285,448	\$0	10/19/1988
8	BRYANT, EDWARD GLENN	O	REP	\$86,687	\$74,237	\$2,500	\$62,018	\$24,668	\$6,015	10/19/1988
	TANNER, JOHN S	O	DEM	\$806,112	\$563,037	\$229,211	\$779,477	\$26,634	\$0	10/19/1988
9	FORD, HAROLD E	I	DEM	\$284,386	\$53,598	\$201,450	\$329,407	\$22,037	\$0	10/19/1988
	RICHMOND, ISSAC	C	IND	\$0	\$0	\$0	\$0	\$0	\$0	
	WILLIS, RONALD B	C	IND	\$0	\$0	\$0	\$0	\$0	\$0	
TEXAS										
1	CHAPMAN, JIM	I	DEM	\$475,996	\$227,175	\$244,669	\$356,245	\$140,032	\$40,718	10/19/1988
	MCQUEEN, HORACE FRAN	C	REP	\$71,347	\$55,260	\$5,690	\$70,585	\$761	\$5,722	10/19/1988
2	NELSON, GARY W	C	LIB	\$0	\$0	\$0	\$0	\$0	\$0	
	WILSON, CHARLES	I	DEM	\$289,600	\$78,494	\$211,100	\$275,137	\$62,683	\$0	10/19/1988
3	BAYLETT, STEVE	I	REP	\$660,302	\$411,595	\$192,388	\$630,730	\$267,964	\$4,730	10/19/1988
	CULLEN, BLAKE	C	DEM	\$9,511	\$3,458	\$0	\$7,846	\$1,663	\$0	10/19/1988
4	DUNN, MELANIE A	C	LIB	\$0	\$0	\$0	\$0	\$0	\$0	
	HALL, RALPH MOODY	I	DEM	\$297,359	\$70,625	\$203,534	\$207,332	\$218,682	\$0	10/19/1988
	SUTTON, RANDY JOHN	C	REP	\$47,582	\$9,846	\$1,386	\$46,311	\$1,269	\$36,349	06/30/1988
5	ASHBY, KEN	C	LIB	\$0	\$0	\$0	\$0	\$0	\$0	
	BRYANT, JOHN WILEY	I	DEM	\$814,802	\$291,384	\$351,757	\$522,343	\$402,197	\$0	10/19/1988
	WILLIAMS, LON R JR	C	REP	\$151,979	\$68,124	\$17,576	\$141,572	\$10,405	\$53,031	10/19/1988
6	BARTON, JOE CONGRESS	I	REP	\$672,587	\$394,672	\$233,125	\$525,988	\$149,759	\$0	10/19/1988
	KENDRICK, NATHAN PET	C	DEM	\$18,326	\$8,366	\$0	\$16,877	\$1,128	\$0	09/30/1988
7	ARCHER, WILLIAM R JR	I	REP	\$235,535	\$166,404	\$0	\$129,752	\$646,254	\$0	10/19/1988
	RICHARDS, ELIZABETH	C	DEM	\$10,225	\$4,675	\$1,050	\$6,893	\$3,331	\$1,500	09/30/1988
8	FIELDS, JACK MILTON	I	REP	\$482,862	\$223,011	\$249,800	\$434,331	\$90,586	\$0	10/19/1988
9	BROOKS, JACK	I	DEM	\$377,736	\$101,925	\$238,262	\$191,374	\$428,517	\$0	10/19/1988
10	MAY, VINCENT J	C	LIB	\$0	\$0	\$0	\$0	\$0	\$0	
	PICKLE, JAMES JARREL	I	DEM	\$172,061	\$97,787	\$46,463	\$158,482	\$151,514	\$0	10/19/1988
11	KING, FREDERICK H	C	LIB	\$0	\$0	\$0	\$0	\$0	\$0	
	LEATH, JAMES MARVIN	I	DEM	\$155,478	\$26,222	\$78,800	\$74,812	\$478,601	\$0	10/19/1988
12	WRIGHT, JAMES C JR	I	DEM	\$722,366	\$284,004	\$142,413	\$798,983	\$166,660	\$0	10/19/1988
13	MILNER, LARRY SHANNO	O	REP	\$383,034	\$273,601	\$91,205	\$352,414	\$30,622	\$26,948	10/19/1988
	SARPALIUS, WILLIAM C	O	DEM	\$208,546	\$74,745	\$149,700	\$190,556	\$18,089	\$39,465	10/19/1988
14	KELLEY, DON	C	LIB	\$0	\$0	\$0	\$0	\$0	\$0	
	LAUGHLIN, GREGORY HA	C	DEM	\$359,684	\$200,635	\$137,199	\$294,407	\$65,864	\$86,128	09/30/1988
	SWEENEY, DAVID MCCAN	I	REP	\$484,917	\$222,689	\$180,203	\$442,526	\$65,684	\$75,948	10/19/1988

\*11/05 Clement - Special election activity not included.



DIST	CANDIDATE	INC CHL	PTY	NET RECEIPTS	8	INDIV CONTRIB	0	OTHER CONTRIB'S	6	NET DISBURSE	CASH ON HAND	DEBTS OWED	MOST RECENT REPORT
TEXAS													
15	DE LA GARZA, E (RIKA)	I	DEM	\$243,478		\$130,433		\$109,652		\$183,925	\$187,283	\$0	10/19/1988
	HENDRIX, GLORIA JOYC	C	LIB	\$0		\$0		\$0		\$0	\$0	\$0	
16	COLEMAN, RONALD D	I	DEM	\$293,095		\$94,408		\$147,170		\$284,616	\$19,599	\$27,500	10/19/1988
	FITZPATRICK, EDWIN F	C	IND	\$2,087		\$0		\$0		\$3,528	\$0	\$698	02/03/1988
17	STENHOLM, CHARLES W	I	DEM	\$256,947		\$115,673		\$86,117		\$320,878	\$136,222	\$0	10/19/1988
18	LELAND, GEORGE T "MI	I	DEM	\$503,467		\$154,748		\$326,925		\$514,549	\$9,324	\$1,905	10/19/1988
	SNEAD, J ALEJANDRO	C	LIB	\$0		\$0		\$0		\$0	\$0	\$0	
19	COMBEST, LARRY	I	REP	\$237,208		\$125,543		\$98,950		\$181,039	\$62,776	\$0	10/19/1988
	MCCATHERN, GERALD	C	DEM	\$35,366		\$35,366		\$0		\$30,726	\$6,238	\$14,250	10/19/1988
20	DOYLE, THERESA S	C	LIB	\$0		\$0		\$0		\$0	\$0	\$0	
	GONZALEZ, HENRY B	I	DEM	\$140,083		\$52,332		\$83,076		\$127,607	\$27,800	\$0	10/19/1988
	TREVINO, LORETO G (L	C	REP	\$45,275		\$24,968		\$13,280		\$42,629	\$2,644	\$21,233	10/19/1988
21	ROBINSON, JAMES A	C	LIB	\$0		\$0		\$0		\$0	\$0	\$0	
	SMITH, LANAR	I	REP	\$531,100		\$364,056		\$81,930		\$390,808	\$144,424	\$458	10/20/1988
22	DELAY, THOMAS DALE	I	REP	\$317,278		\$166,603		\$147,050		\$259,453	\$103,475	\$2,582	10/19/1988
	HARPER, GEORGE	C	LIB	\$0		\$0		\$0		\$0	\$0	\$0	
	WALKER, WAYNE	C	DEM	\$104,249		\$31,663		\$0		\$85,349	\$15,803	\$22,500	10/19/1988
23	BUSTAMANTE, ALBERT G	I	DEM	\$234,433		\$86,955		\$139,075		\$151,440	\$149,450	\$11,732	10/19/1988
	GARZA, TONY R	C	LIB	\$0		\$0		\$0		\$0	\$0	\$0	
	GONZALES, JEROME LEE	C	REP	\$4,723		\$1,279		\$0		\$4,036	\$685	\$2,500	09/30/1988
24	FROST, MARTIN	I	DEM	\$567,461		\$259,253		\$283,123		\$371,156	\$277,872	\$0	10/19/1988
	SADOVY, LEO	C	LIB	\$0		\$0		\$0		\$0	\$0	\$0	
25	ANDREWS, MICHAEL ALL	I	DEM	\$508,675		\$135,123		\$337,585		\$228,297	\$526,939	\$0	10/19/1988
	LOEFFLER, GEORGE HEN	C	REP	\$0		\$0		\$0		\$0	\$0	\$0	
	SOUTHWICK, KEVIN	C	LIB	\$0		\$0		\$0		\$0	\$0	\$0	
26	ARMEY, RICHARD K	I	REP	\$358,993		\$248,203		\$106,750		\$271,550	\$101,707	\$0	09/30/1988
	REYES, JO ANN	C	DEM	\$193,225		\$20,119		\$42,150		\$179,607	\$13,615	\$65,767	10/19/1988
27	ORTIZ, SOLOMON P	I	DEM	\$188,548		\$77,053		\$92,449		\$129,654	\$153,468	\$0	10/19/1988
UTAH													
1	HANSEN, JAMES V	I	REP	\$319,772		\$99,673		\$210,755		\$271,655	\$71,677	\$0	10/19/1988
	MCKAY, GUNN	C	DEM	\$291,172		\$64,852		\$211,150		\$251,573	\$39,983	\$0	10/19/1988
2	LEE, MICHAEL	C	LIB	\$0		\$0		\$0		\$0	\$0	\$0	
	OWENS, WAYNE	I	DEM	\$573,990		\$188,049		\$375,810		\$579,468	\$18,480	\$27,535	10/19/1988
3	SNELGROVE, RICHARD H	C	REP	\$200,090		\$135,515		\$39,174		\$100,092	\$19,998	\$27,664	10/19/1988
	CHRISTENSEN, DEAN	C	AMP	\$0		\$0		\$0		\$0	\$0	\$0	
	NIELSON, HOWARD CURT	I	REP	\$118,051		\$13,205		\$102,900		\$88,306	\$60,602	\$0	10/19/1988
	STRANAHAN, JUDY	C	SWP	\$0		\$0		\$0		\$0	\$0	\$0	
	STRINGHAM, ROBERT W	C	DEM	\$12,577		\$2,240		\$7,000		\$9,875	\$2,600	\$2,966	10/19/1988
VERMONT													
0	DIAMONDSTONE, PETER	O	LIB	\$0		\$0		\$0		\$0	\$0	\$0	
	EARLE, MORRIS	O	IND	\$0		\$0		\$0		\$0	\$0	\$0	
	HEDBOR, JAMES DAVID	O	LIB	\$49,976		\$45,883		\$0		\$46,402	\$3,577	\$2,800	10/19/1988
	POKIER, PAUL N	O	DEM	\$205,023		\$75,377		\$88,125		\$187,918	\$17,088	\$20,753	10/19/1988
	SANDERS, BERNARD	O	IND	\$224,152		\$203,103		\$0		\$225,407	\$1,350	\$34,125	10/19/1988
	SMITH, PETER PLYMPTO	O	REP	\$328,370		\$226,457		\$07,411		\$305,860	\$22,510	\$16,016	10/19/1988
VIRGIN ISLANDS													
0	DE LUGO, RON	I	DEM	\$20,170		\$5,345		\$14,825		\$17,574	\$6,626	\$0	10/19/1988
VIRGINIA													
1	BATEMAN, HERBERT H	I	REP	\$246,018		\$101,963		\$134,790		\$181,143	\$96,003	\$2,281	10/19/1988
	ELLENSON, JAMES S	C	DEM	\$23,942		\$10,884		\$0		\$17,456	\$6,485	\$10,308	10/24/1988

DIST	CANDIDATE	INC CHL	PTY	NET 3 RECEIPTS	INDIA CONTROL	OTHER INTERESTS	NET DISBURSE	CASH ON HAND	DEBTS OWED	MOST RECENT REPORT
VIRGINIA										
2	CURRY, JERRY R	C	REP	\$151,295	\$118,571	\$10,706	\$129,341	\$22,060	\$1,656	10/19/1988
	PICKETT, OWEN B	I	DEM	\$373,803	\$189,149	\$174,060	\$163,932	\$214,993	\$0	10/19/1988
	SMITH, ROBERT ALEXAN	C	IND	\$8,678	\$4,218	\$0	\$7,259	\$1,377	\$3,500	10/15/1988
3	BLILEY, THOMAS JEROM	I	REP	\$404,120	\$131,236	\$244,750	\$129,058	\$83,067	\$349,183	10/19/1988
4	SISISKY, NORMAN	I	DEM	\$165,471	\$31,600	\$87,386	\$88,720	\$33,163	\$0	10/19/1988
5	HAWKINS, CHARLES ROB	C	REP	\$69,853	\$44,353	\$3,500	\$36,690	\$31,019	\$303,320	10/19/1988
	* PAYNE, LEWIS F JR	I	DEM	\$189,601	\$83,728	\$101,350	\$160,774	\$31,876	\$16,630	10/19/1988
6	JUDD, CHARLES E	C	REP	\$87,878	\$63,357	\$2,650	\$76,618	\$90,837	\$75,776	10/19/1988
	OLIN, JAMES R	I	DEM	\$291,250	\$151,815	\$124,650	\$212,619	\$178,633	\$2,500	10/19/1988
7	SLAUGHTER, DANIEL FR	I	REP	\$208,732	\$104,194	\$87,096	\$77,943	\$105,395	\$49,000	10/19/1988
8	BRICKLEY, DAVID GUY	C	DEM	\$227,607	\$97,802	\$74,960	\$122,110	\$393,224	\$2,261	10/19/1988
	PARRIS, STANFORD E	I	REP	\$611,465	\$399,199	\$176,752	\$333,335	\$2,217	\$2,217	09/30/1988
	VERGARA, ALFONSO IGN	C	IND	\$8,177	\$4,080	\$200	\$6,988	\$0	\$0	10/19/1988
9	BOUCHER, FREDERICK C	I	DEM	\$495,645	\$172,590	\$301,150	\$377,730	\$237,813	\$26,718	09/30/1988
	BROWN, JOHN C	C	REP	\$92,467	\$71,415	\$2,677	\$57,266	\$35,201	\$22,816	10/19/1988
10	WEINBERG, ROBERT LRS	C	DEM	\$199,280	\$142,551	\$25,600	\$161,063	\$38,215	\$0	10/19/1988
	WOLF, FRANK R	I	REP	\$727,856	\$470,484	\$727,808	\$392,239	\$347,924	\$0	10/19/1988
WASHINGTON										
1	LINDQUIST, REESE MAL	C	DEM	\$461,860	\$252,133	\$186,191	\$439,374	\$27,272	\$33,043	10/19/1988
	MILLER, JOHN	I	REP	\$946,764	\$443,316	\$266,239	\$846,400	\$103,164	\$211,000	10/19/1988
2	SWIFT, ALLAN BYRON	O	DEM	\$341,459	\$72,419	\$256,437	\$252,825	\$145,163	\$0	10/19/1988
3	UNSOELD, JOLENE	I	DEM	\$390,665	\$231,649	\$153,368	\$371,293	\$24,308	\$34,250	10/19/1988
	WIGHT, BILL	O	REP	\$191,578	\$90,151	\$71,331	\$174,828	\$16,803	\$25,537	10/19/1988
4	GOLOB, J RICHARD	C	DEM	\$52,114	\$17,145	\$3,750	\$51,627	\$488	\$26,268	09/30/1988
	MORRISON, SIDNEY WAL	I	REP	\$170,262	\$90,053	\$62,425	\$160,773	\$158,353	\$0	10/19/1988
5	DERBY, MARLYN A	C	REP	\$12,799	\$804	\$0	\$4,721	\$8,077	\$0	10/23/1988
	FOLEY, THOMAS S	I	DEM	\$662,652	\$163,601	\$456,248	\$375,388	\$569,906	\$0	10/19/1988
6	COOK, KEVIN P	C	REP	\$30,080	\$20,916	\$1,672	\$27,503	\$2,577	\$3,667	10/19/1988
	DICKS, NORMAN D	I	DEM	\$296,982	\$103,241	\$169,864	\$214,490	\$281,224	\$0	10/19/1988
7	EDWARDS, ROBERT	O	REP	\$5,601	\$2,671	\$0	\$4,043	\$1,557	\$1,000	10/19/1988
	MCDERMOTT, JAMES ADE	O	DEM	\$290,626	\$119,617	\$165,111	\$262,900	\$27,726	\$23,136	10/19/1988
8	CHANDLER, ROD	I	REP	\$290,823	\$110,335	\$167,458	\$217,476	\$146,603	\$0	10/19/1988
	KEAN, JAMES M	C	DEM	\$9,871	\$5,405	\$3,050	\$9,011	\$2,100	\$0	10/14/1988
WEST VIRGINIA										
1	MOLLOHAN, ALAN	I	DEM	\$119,876	\$40,968	\$77,890	\$73,577	\$76,581	\$0	10/19/1988
2	TUCK, HOWARD K	C	REP	\$10,112	\$0	\$0	\$4,892	\$5,219	\$8,040	10/18/1988
3	STAGGERS, HARLEY ORR	I	DEM	\$129,761	\$13,975	\$115,786	\$71,863	\$83,431	\$5,000	10/19/1988
	HART, PAUL W	C	REP	\$0	\$696	\$0	\$125	\$2,880	\$2,000	10/19/1988
4	WISE, ROBERT E JR	I	DEM	\$139,397	\$37,234	\$98,485	\$122,008	\$58,908	\$0	10/19/1988
	BREWSTER, MARIANNE R	C	REP	\$21,259	\$20,019	\$0	\$21,219	\$38	\$0	09/30/1988
	RAHALL, NICK J II M	I	DEM	\$299,641	\$93,655	\$155,175	\$118,008	\$395,750	\$0	10/19/1988
WISCONSIN										
1	ASPIN, LRS	I	DEM	\$543,399	\$238,036	\$231,299	\$572,898	\$50,721	\$0	10/19/1988
	WEAVER, BERNARD J	C	REP	\$17,205	\$165	\$0	\$16,536	\$787	\$17,940	10/19/1988
2	HANEY, ANN J	C	REP	\$296,206	\$189,539	\$77,717	\$290,463	\$7,054	\$0	10/19/1988
	KASTENMEIER, ROBERT	I	DEM	\$353,051	\$211,250	\$132,614	\$349,397	\$35,888	\$0	10/19/1988
3	GUNDERSON, STEVEN CR	I	REP	\$369,504	\$219,744	\$115,135	\$270,679	\$105,002	\$0	10/19/1988
	KRUEGER, KARL EVERET	C	DEM	\$1,015	\$1,015	\$6,000	\$13,595	-\$16	\$0	10/27/1988
4	KLECZKA, GERALD DANI	I	DEM	\$199,919	\$57,211	\$128,058	\$130,848	\$180,699	\$0	10/19/1988
	BARNHILL, HELEN I	C	REP	\$169,373	\$137,334	\$16,832	\$152,363	\$17,008	\$40,252	10/19/1988
5	MOODY, JIM	I	DEM	\$1,235,230	\$533,059	\$482,403	\$1,168,488	\$71,292	\$122,361	10/19/1988

\* VA/05 Payne - Special election activity not included.

DIST	CANDIDATE	INC CHL OPN	PTY	NET RECEIPTS	INDIV CONTRIB	OTHER ITEMS	NET ASBURSE	CASH ON HAND	DEBTS OWED	MOST RECENT REPORT
WISCONSIN										
6	GARRETT, JOSEPH L	C	DEM	\$5,819	\$2,108	\$0	\$5,379	\$440	\$1,000	09/30/1988
	PETRI, THOMAS E	I	REP	\$234,975	\$95,258	\$105,030	\$164,680	\$287,455	\$0	10/19/1988
7	HERMENING, KEVIN J	C	REP	\$156,363	\$117,732	\$3,830	\$145,598	\$13,653	\$12,521	10/19/1988
	OBEY, DAVID ROSS	I	DEM	\$474,711	\$183,189	\$265,045	\$263,425	\$313,308	\$0	10/19/1988
8	BARON, ROBERT A	C	DEM	\$9,859	\$1,555	\$6,204	\$5,805	\$4,053	\$0	10/19/1988
	ROTH, TOBY	I	REP	\$296,751	\$120,639	\$153,814	\$126,581	\$261,517	\$0	10/19/1988
9	HICKEY, THOMAS JOSEP	C	DEM	\$9,767	\$5,690	\$0	\$8,271	\$1,496	\$0	09/30/1988
	SENSENBRENNER, F JAM	I	REP	\$254,152	\$149,158	\$82,339	\$253,900	\$123,945	\$2,893	10/19/1988
WYOMING										
0	CHENEY, RICHARD BRUC	I	REP	\$253,632	\$51,811	\$73,459	\$100,433	\$252,437	\$0	10/19/1988
	HAMBURG, AL	C	UNK	\$0	\$0	\$0	\$0	\$0	\$0	
	MCCUNE, CRAIG ALAN	C	LID	\$0	\$0	\$0	\$0	\$0	\$0	
	SHARRATT, BRYAN EDWA	C	DEM	\$93,320	\$17,510	\$15,550	\$89,459	\$3,860	\$42,606	10/19/1988