

FEDERAL ELECTION COMMISSION



Press Office
999 E Street, N.W., Washington, D.C. 20463
Phone: Local 376-3155 Toll Free 800-424-9530

FOR RELEASE: THURSDAY,
AUGUST 11, 1988

CONTACT: FRED EILAND
SHARON SNYDER
KAREN FINUCAN

FEC RELEASES 1987-88 18-MONTH CONGRESSIONAL FIGURES

WASHINGTON -- As the field of 1988 Congressional candidates narrows, spending by those seeking election to the U.S. Senate and House stands at \$181 million. That's a 5.7 percent drop over the same 18-month period in the 1986 election cycle. The figures, released today by the Federal Election Commission, cover the period January 1, 1987, or the inception of the campaign, through June 30, 1988. Money raised by '88 candidates totalled \$270 million, up 3.1 percent from '86.

When analyzed separately, figures for the Senate and House tell different stories. Senate candidates raised \$116 million, a 6.5 percent drop from '86, and spent \$70 million, a 23.9 percent decrease. PAC's contributed \$27 million, up from \$24 million two years ago. When comparing this cycle's Senate data with figures from earlier years, it is important to keep in mind that different states are involved and that the number of candidates, particularly those seeking open seats, is less than in previous cycles.

Financial activity for House candidates was up across the board. Spending rose 11 percent, to \$111 million, while fundraising was up nearly 12 percent, to \$154 million. PAC contributions totalled \$53 million, a 29.3 percent rise. Some of the increase can be attributed to a greater number of incumbents seeking re-election.

PAC contributions also increased to candidates in two general groups, Democrats and incumbents. PAC's contributed \$52 million to Democratic candidates, up 44.4 percent, while Republican candidates took in \$28 million from PAC's, a drop of 6.7 percent. Incumbents received \$66 million, an increase of 29.4 percent. PAC contributions to challengers remained steady at \$7 million, while candidates in open seat races received \$6 million from PAC's, a 25 percent drop from two years ago.

The number of candidates participating in Federal elections has continued a decline begun in the 1984 cycle. This decline is confined in '88 to Democrats, especially challengers and open seat campaigns.

(On the next page there are, for your convenience, footnotes which provide additional information on many of the categories and campaigns listed on the following pages. It is important to read the footnotes before referring to the various tables.

Following the footnotes, a summary table breaks out the 1987-88 data for Senate and House candidates by party as well as candidate status (incumbent/challenger/open seat), and includes financial activity from special elections. Other summary tables give comparable figures for prior election cycles. After the charts are lists showing the 50 top money raisers and spenders, for both the Senate and House, as well as those with the most cash-on-hand and outstanding debts. House incumbents, challengers and open seat candidates are ranked separately.

On subsequent pages, individual Senate candidates are listed with receipts and disbursements for each two-year cycle during which they reported financial activity. Transfers of funds between committees of the same campaign have been subtracted. Contributions from individuals and PAC's are listed for each cycle. PAC contributions for 1984 and 1986 are as reported by PAC's. All other information is taken from the summary pages of the reports filed by the candidates' campaigns. The cash-on-hand and debts owed by each campaign are provided for the end of each two-year cycle from December 31, 1982, through June 30, 1988. Some of the financial activity reported during the six-year period may relate to a prior election and should not automatically be presumed to be part of the candidate's 1988 election effort.

The final pages detail the finances of House candidates for the 18-month period. Data include receipts and disbursements, contributions from individuals and PAC's, cash-on-hand and debts owed by the committee. Again, transfers between committees of the same campaign have been subtracted.)

FOOTNOTES

1. Figures are from January 1, 1987, or whenever the campaign registered during the election cycle, through June 30, 1988, or the last report filed by the campaign, as indicated.

2. Net receipt and net disbursement figures are total receipts and total disbursements, as reported by the campaigns, minus any money transferred between committees of the same campaign.

3. Columns entitled "Other Committees" (also "Other Cmte's") are monies received, as reported by the campaigns, that are comprised mostly of PAC funds, but also include contributions by other candidates' committees and some unregistered entities. On the Senate Listings, the column "Non Party Contributions" contains PAC contributions for 1984 and 1986, as reported by the PAC's, and "Other Committee" data for 1988.

4. Open seat races are those in which the incumbent is not seeking re-election.

5. Figures include financial activity of special election candidates in CA/05, CT/04, IL/21, LA/04, TN/05, and VA/05.

6. Winners of special elections are considered incumbents in this release. Future releases will separate special election activity from general election activity.

7. On the Senate Listings, the column "Candidate Support" includes contributions by the candidate, as well as loans made or guaranteed by the candidate.

8. Percentage figures are the percentage of net receipts and will not add to 100, since not all sources of receipts are listed.

9. Some House Members who are or were running for the Senate in '88, changed their former House campaign committees into their Senate campaign committees. Financial activity related solely to their Senate campaigns cannot be isolated. (See Boulter (TX), Dowdy (MS), Jeffords (VT), and Moody (WI).)

10. Some House Members who are or were running for the Senate in '88, registered separate Senate committees. Money transferred to the Senate campaign from the House Committee appears under the "Transfers from Other Auth" column, along with money from Joint Fundraising committees. Contributions from individuals and PAC's, which were part of those transfers, are not included in the totals for "Individual Contributions" and "Non Party Contributions" columns. Top 50 Rankings also do not include such contributions. (See Bonker (WA), Daub (NE), Lott (MS), Lowry (WA), Mack (FL), and Mica (FL).)

11. Senate Listings of candidates includes those who have won their primaries and those with upcoming primaries who have reported receipts or disbursements in excess of \$5,000.

12. House Listings include all candidates who have filed a financial report showing receipts and disbursements greater than \$ 0.

Campaign Activity January 1987 Through June 30, 1988


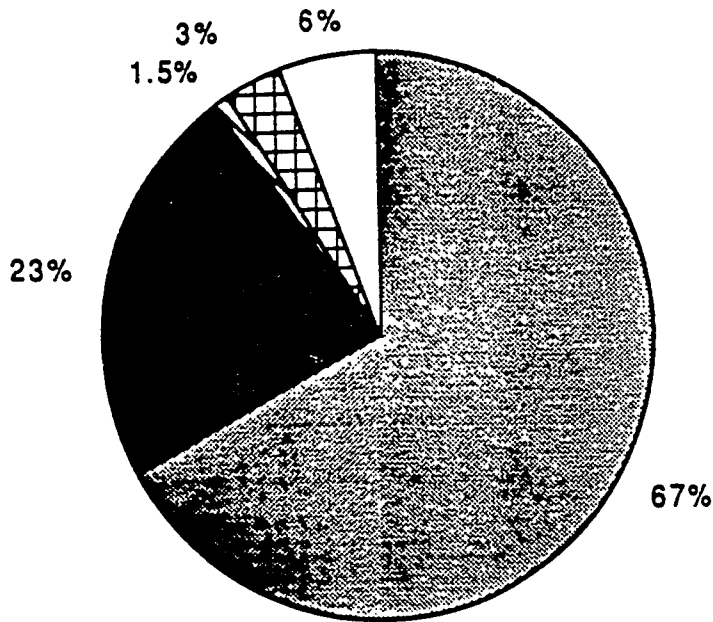
	Number	Net Receipts	Individual Contributions	Other Committees	Candidate Contributions	Candidate Loans	Other Loans	Net Disbursements	Cash-on Hand
Senate	191	\$116,043,420	\$78,049,052	\$26,950,058	\$968,019	\$3,644,007	\$297,590	\$70,380,856	\$57,695,637
Democrats	78	\$64,972,624	\$43,928,252	\$15,948,178	\$842,973	\$842,212	\$245,700	\$33,435,126	\$37,701,397
Incumbents	15	\$37,890,938	\$24,572,679	\$11,219,960	\$0	\$0	\$0	\$16,859,341	\$26,927,350
Challengers	42	\$15,186,832	\$11,755,336	\$2,597,867	\$53,081	\$312,844	\$220,000	\$9,613,811	\$5,558,367
Open Seats	21	\$11,894,854	\$7,600,237	\$2,130,351	\$789,892	\$529,368	\$25,700	\$6,961,974	\$5,215,680
Republicans	82	\$50,887,608	\$34,064,579	\$10,997,880	\$124,968	\$2,686,303	\$51,280	\$36,770,747	\$19,985,788
Incumbents	12	\$29,371,003	\$19,680,016	\$8,081,543	\$1,000	\$99,531	\$0	\$19,383,798	\$15,056,588
Challengers	55	\$15,135,329	\$10,582,532	\$1,449,936	\$87,813	\$2,467,402	\$25,290	\$12,734,721	\$2,827,118
Open Seats	15	\$6,381,276	\$3,802,031	\$1,466,401	\$36,155	\$119,370	\$26,000	\$4,652,228	\$2,102,082
Other	31	\$183,188	\$56,221	\$4,000	\$78	\$115,492	\$600	\$174,883	\$8,452
House	1451	\$154,266,022	\$75,432,995	\$53,033,911	\$3,329,546	\$13,237,372	\$902,144	\$111,477,508	\$87,406,223
Democrats	725	\$94,046,267	\$40,223,563	\$36,242,831	\$2,664,170	\$8,902,185	\$797,433	\$66,995,860	\$54,281,188
Incumbents	248	\$65,157,393	\$27,201,757	\$31,595,393	\$42,788	\$1,508,439	\$536,728	\$43,657,931	\$48,703,878
Challengers	354	\$12,535,310	\$6,923,556	\$2,726,645	\$483,126	\$2,043,727	\$68,606	\$9,513,152	\$3,063,338
* Open Seats	123	\$16,353,564	\$6,098,250	\$1,920,793	\$2,138,256	\$5,352,029	\$192,089	\$13,824,777	\$2,513,972
Republicans	608	\$59,886,580	\$35,038,670	\$16,785,880	\$661,194	\$4,205,753	\$81,926	\$44,260,464	\$33,011,655
Incumbents	165	\$41,192,946	\$22,903,193	\$15,498,544	\$52,024	\$234,426	\$14,250	\$27,516,378	\$30,987,884
Challengers	326	\$7,945,087	\$5,069,768	\$316,829	\$316,638	\$1,839,133	\$29,852	\$6,908,988	\$1,102,373
Open Seats	117	\$10,748,547	\$7,065,709	\$970,507	\$292,532	\$2,132,194	\$37,824	\$9,835,098	\$921,298
Other	118	\$333,175	\$170,762	\$5,200	\$4,182	\$129,424	\$22,785	\$221,184	\$113,380
Grand Total	1642	\$270,309,442	\$153,482,047	\$79,983,969	\$4,297,565	\$16,881,379	\$1,199,734	\$181,858,364	\$145,101,860

See footnotes - page two.


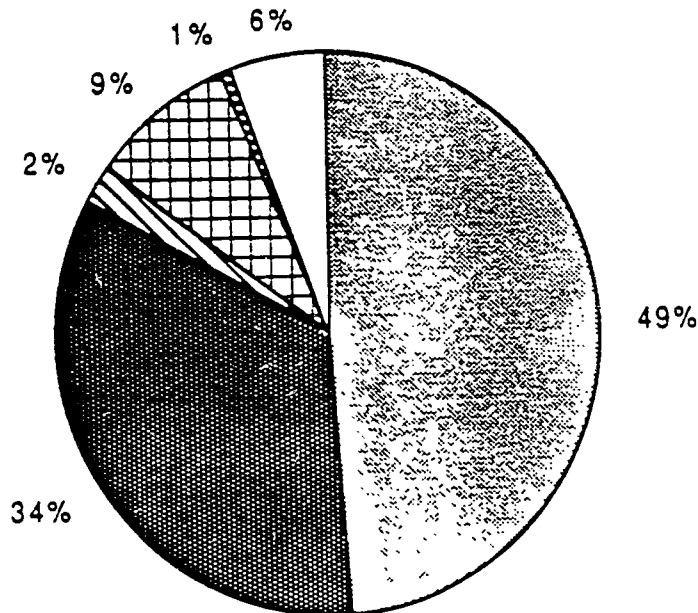
* Figures for this category are significantly affected by 2 special election campaigns where candidates loaned substantial amounts of money to their campaigns ('IN/05 - Bredesen and Eskind).

SOURCES OF RECEIPTS: 18-MONT '87-'88

Senate



House



88080203946

18-MONTH SENATE ACTIVITY: 1984 - 1988
 8 8 0 8 0 U S 9 4 7

	No. of Candld	Net Receipts	Individual Contrib	Pct	Other Cmle's	Pct	Candidate Contrib	Pct	Loans	Pct	Other Loans	Pct	Disburse	Cash on Hand
Senate														
1988	191	\$116.04	\$78.05	67.26%	\$26.95	23.22%	\$0.97	0.84%	\$3.64	3.14%	\$0.30	0.25%	\$70.38	\$57.70
1986	235	\$124.30	\$79.15	63.68%	\$24.36	19.60%	\$1.68	1.35%	\$6.18	4.97%	\$0.66	0.53%	\$92.16	\$40.64
1984	248	\$102.35	\$65.49	63.99%	\$16.55	16.17%	\$2.13	2.08%	\$12.51	12.22%			\$81.15	\$24.49
Democrats														
1988	78	\$64.97	\$43.93	67.62%	\$15.95	24.55%	\$0.84	1.29%	\$0.84	1.29%	\$0.25	0.38%	\$33.43	\$37.71
1986	122	\$47.76	\$28.94	60.59%	\$10.22	21.40%	\$0.26	0.54%	\$4.33	9.07%	\$0.19	0.40%	\$34.14	\$14.91
1984	110	\$50.99	\$30.42	59.66%	\$8.15	15.98%	\$0.10	0.20%	\$8.99	17.63%			\$37.93	\$15.15
Incumbents														
1988	15	\$37.89	\$24.57	64.85%	\$11.22	29.61%	\$0.00	0.00%	\$0.00	0.00%	\$0.00	0.00%	\$16.86	\$26.93
1986	9	\$16.47	\$11.00	66.79%	\$4.72	28.66%	\$0.00	0.00%	\$0.00	0.00%	\$0.00	0.00%	\$10.59	\$7.12
1984	12	\$15.40	\$9.94	64.55%	\$4.29	27.86%	\$0.00	0.00%	\$0.00	0.00%			\$6.82	\$10.66
Challengers														
1988	42	\$15.19	\$11.76	77.42%	\$2.60	17.12%	\$0.05	0.33%	\$0.31	2.04%	\$0.22	1.45%	\$9.61	\$5.56
1986	71	\$19.62	\$11.02	56.17%	\$3.63	18.50%	\$0.11	0.56%	\$3.00	15.29%	\$0.00	0.00%	\$14.54	\$5.11
1984	61	\$14.68	\$9.65	65.74%	\$2.05	13.96%	\$0.10	0.68%	\$2.05	13.96%			\$11.95	\$2.75
Open Seats														
1988	21	\$11.89	\$7.60	63.92%	\$2.13	17.91%	\$0.79	6.64%	\$0.53	4.46%	\$0.03	0.21%	\$6.96	\$5.22
1986	42	\$11.68	\$6.92	59.25%	\$1.86	15.92%	\$0.15	1.28%	\$1.33	11.39%	\$0.19	1.63%	\$9.01	\$2.68
1984	37	\$20.91	\$10.83	51.79%	\$1.81	8.66%	\$0.00	0.00%	\$6.94	33.19%			\$19.16	\$1.74
Republicans														
1988	82	\$50.89	\$34.06	66.93%	\$11.00	21.62%	\$0.13	0.26%	\$2.69	5.29%	\$0.05	0.10%	\$36.76	\$19.99
1986	88	\$76.54	\$50.21	65.60%	\$14.14	18.47%	\$1.42	1.86%	\$1.85	2.42%	\$0.47	0.61%	\$58.02	\$25.73
1984	99	\$51.32	\$35.05	68.30%	\$8.40	16.37%	\$2.03	3.96%	\$3.52	6.86%			\$43.18	\$9.33
Incumbents														
1988	12	\$29.37	\$19.68	67.01%	\$8.08	27.51%	\$0.00	0.00%	\$0.10	0.34%	\$0.00	0.00%	\$19.38	\$15.06
1986	18	\$44.97	\$29.42	65.42%	\$10.32	22.95%	\$0.18	0.40%	\$0.00	0.00%	\$0.00	0.00%	\$31.07	\$20.40
1984	17	\$31.47	\$23.25	73.88%	\$6.86	21.80%	\$0.22	0.70%	\$0.15	0.48%			\$24.09	\$8.40
Challengers														
1988	55	\$15.14	\$10.58	69.88%	\$1.45	9.58%	\$0.09	0.59%	\$2.47	16.31%	\$0.02	0.13%	\$12.73	\$2.83
1986	44	\$15.40	\$10.63	69.03%	\$1.08	7.01%	\$0.11	0.71%	\$1.34	8.70%	\$0.28	1.82%	\$14.35	\$1.10
1984	47	\$5.64	\$3.22	57.09%	\$0.47	8.33%	\$0.21	3.72%	\$1.34	23.76%			\$5.30	\$0.55
Open Seats														
1988	15	\$6.38	\$3.80	59.56%	\$1.47	23.04%	\$0.04	0.63%	\$0.12	1.88%	\$0.03	0.47%	\$4.65	\$2.10
1986	26	\$16.16	\$10.16	62.87%	\$2.74	16.96%	\$1.13	6.99%	\$0.51	3.16%	\$0.19	1.18%	\$12.59	\$4.23
1984	35	\$14.21	\$8.58	60.38%	\$1.07	7.53%	\$1.60	11.26%	\$2.03	14.29%			\$13.79	\$0.38

See footnotes - page two.
 Details on "Other Party Candidates" are not provided on this table.

House	No. of Candld	Net Receipts	Individual Contrib	8 Other 8		9 9		4 Candidate		Other Loans	Pct Disburse	Net Cash on Hand
				Pct	Contrib	Pct	Contrib	Pct	Loans			
<u>House</u>												
1988	1451	\$154.27	\$75.43	48.89%	\$53.03	34.37%	\$3.33	2.16%	\$13.24	\$0.90	0.58%	\$87.41
1986	1482	\$137.74	\$72.57	52.69%	\$41.18	29.90%	\$2.52	1.83%	\$10.51	\$1.02	0.74%	\$68.82
1984	1771	\$111.02	\$59.00	53.14%	\$34.16	30.77%	\$1.90	1.71%	\$9.24			\$48.65
<u>Democrats</u>												
1988	725	\$94.04	\$40.22	42.77%	\$36.24	38.54%	\$2.66	2.83%	\$8.90	\$0.80	0.85%	\$54.27
1986	821	\$75.17	\$36.56	48.64%	\$25.78	34.30%	\$1.52	2.02%	\$5.08	\$0.76	1.01%	\$40.45
1984	921	\$64.39	\$31.96	49.64%	\$22.58	35.07%	\$1.06	1.65%	\$5.10			\$27.83
<u>Incumbents</u>												
1988	248	\$65.16	\$27.20	41.74%	\$31.59	48.48%	\$0.04	0.06%	\$1.51	\$0.54	0.83%	\$48.70
1986	236	\$51.98	\$22.92	44.09%	\$22.47	43.23%	\$0.38	0.73%	\$1.14	\$0.41	0.79%	\$35.49
1984	264	\$44.60	\$21.45	48.09%	\$19.83	44.46%	\$0.04	0.09%	\$0.56			\$25.44
<u>Challengers</u>												
1988	354	\$12.53	\$6.92	55.23%	\$2.73	21.79%	\$0.48	3.83%	\$2.04	\$0.07	0.56%	\$3.06
1986	415	\$10.12	\$5.68	56.13%	\$1.72	17.00%	\$0.60	5.93%	\$1.67	\$0.05	0.49%	\$2.74
1984	539	\$10.25	\$5.55	54.15%	\$1.32	12.88%	\$0.72	7.02%	\$2.18			\$1.34
<u>Open Seats</u>												
* 1988	123	\$16.35	\$6.10	37.31%	\$1.92	11.74%	\$2.14	13.09%	\$5.35	\$0.19	1.16%	\$2.51
1986	170	\$13.07	\$7.95	60.83%	\$1.59	12.17%	\$0.53	4.06%	\$2.26	\$0.30	2.30%	\$2.22
1984	118	\$9.54	\$4.96	51.99%	\$1.43	14.99%	\$0.29	3.04%	\$2.36			\$1.05
<u>Republicans</u>												
1988	608	\$59.89	\$35.03	58.49%	\$16.79	28.03%	\$0.66	1.10%	\$4.20	\$0.08	0.13%	\$33.01
1986	583	\$62.51	\$35.99	57.57%	\$15.40	24.64%	\$0.99	1.58%	\$5.40	\$0.26	0.42%	\$28.33
1984	648	\$46.24	\$26.89	58.15%	\$11.57	25.02%	\$0.82	1.77%	\$3.98			\$20.80
<u>Incumbents</u>												
1988	165	\$41.19	\$22.90	55.60%	\$15.50	37.63%	\$0.05	0.12%	\$0.23	\$0.01	0.02%	\$30.99
1986	164	\$38.65	\$21.15	54.72%	\$13.52	34.98%	\$0.16	0.41%	\$0.33	\$0.09	0.23%	\$25.70
1984	154	\$26.95	\$15.31	56.81%	\$9.53	35.36%	\$0.05	0.19%	\$0.15			\$18.04
<u>Challengers</u>												
1988	326	\$7.95	\$5.07	63.77%	\$0.32	4.03%	\$0.32	4.03%	\$1.84	\$0.03	0.38%	\$1.10
1986	305	\$9.84	\$5.96	60.57%	\$0.61	6.20%	\$0.39	3.96%	\$2.32	\$0.11	1.12%	\$1.22
1984	374	\$11.22	\$6.87	61.23%	\$0.99	8.82%	\$0.48	4.28%	\$1.96			\$1.85
<u>Open Seats</u>												
1988	117	\$10.75	\$7.06	65.67%	\$0.97	9.02%	\$0.29	2.70%	\$2.13	\$0.04	0.37%	\$0.92
1986	114	\$14.03	\$8.87	63.22%	\$1.27	9.05%	\$0.44	3.14%	\$2.74	\$0.05	0.36%	\$1.40
1984	120	\$8.07	\$4.71	58.36%	\$1.05	13.01%	\$0.29	3.59%	\$1.87		0.00%	\$0.91

See footnotes - page two.

* Details on "Other Party Candidates" are not provided on this table.

† Figures in this category are significantly affected by 2 special election campaigns where candidates loaned substantial amounts of money to their campaigns (TN/05 Brinkson & Piskind).

	1977-78			1979-80			1981-82			
	Number Receipts	PAC's	Disb.	Number Receipts	PAC's	Disb.	Number Receipts	PAC's	Disb.	
Total	1812	\$94	\$81	2184	\$128	\$103	2020	\$176	\$134	\$35
Senate	242	\$40	\$36	327	\$57	\$47	258	\$76	\$56	\$10
House	1570	\$53	\$44	1857	\$69	\$56	1762	\$99	\$77	\$25
Democrat	991	\$55	\$47	1031	\$70	\$55	984	\$91	\$63	\$20
Republican	683	\$39	\$34	859	\$56	\$48	821	\$85	\$70	\$15
Other	138	\$0	\$0	294	\$0	\$0	215	\$0	\$0	---
Incumbent	413	\$39	\$29	445	\$61	\$42	430	\$92	\$58	\$28
Challenger	897	\$25	\$23	1397	\$42	\$39	1096	\$40	\$38	\$4
Open Seat	502	\$29	\$28	342	\$24	\$22	494	\$44	\$39	\$4

	1983-84			1985-86			1987-88			
	Number Receipts	PAC's	Disb.	Number Receipts	PAC's	Disb.	Number Receipts	PAC's	Disb.	
Total	2019	\$213	\$162	1717	\$262	\$192	1642	\$270	\$181	\$80
Senate	248	\$102	\$81	235	\$124	\$92	191	\$116	\$70	\$27
House	1771	\$111	\$81	1482	\$138	\$100	1451	\$154	\$111	\$53
Democrat	1031	\$115	\$85	943	\$123	\$87	803	\$159	\$100	\$52
Republican	747	\$98	\$76	671	\$139	\$105	690	\$111	\$81	\$28
Other	241	\$0	\$1	103	\$0	\$0	149	\$0	\$0	\$0
Incumbent	447	\$118	\$77	427	\$152	\$102	440	\$173	\$108	\$66
Challenger	1229	\$42	\$36	835	\$55	\$45	777	\$51	\$39	\$7
Open Seat	343	\$53	\$49	352	\$55	\$45	276	\$45	\$36	\$6

See footnotes - page two.

1987-88
18-MONTH FIGURES
TOP 50 SENATE - RECEIPTS

RANK	CANDIDATE	STATE	PARTY	INC CHL OPN	NET RECEIPTS
1	WILSON, PETER B	CA	REP	I	\$6,868,012
2	BENTSEN, SENATOR LLOYD	TX	DEM	I	\$6,275,756
3	METZENBAUM, HOWARD M	OH	DEM	I	\$5,429,011
* 4	LAUTENBERG, FRANK R	NJ	DEM	I	\$4,851,561
5	VOINOVICH, GEORGE V	OH	REP	C	\$4,702,389
6	DAWKINS, PETER MILLER	NJ	REP	C	\$4,383,955
7	MCCARTHY, LEO TARCISIUS	CA	DEM	C	\$3,934,430
8	HEINZ, JOHN	PA	REP	I	\$3,266,635
9	MOYNIHAN, DANIEL PATRICK	NY	DEM	I	\$3,218,924
10	DURENBERGER, DAVE	MN	REP	I	\$3,042,030
11	DANFORTH, JOHN CLAGGETT	MO	REP	I	\$2,974,770
12	RIEGLE, DONALD W JR	MI	DEM	I	\$2,545,238
13	HATCH, ORRIN G	UT	REP	I	\$2,411,181
14	SASSER, JAMES R	TN	DEM	I	\$2,330,451
15	KENNEDY, EDWARD M	MA	DEM	I	\$2,307,231
16	LUGAR, RICHARD G	IN	REP	I	\$2,248,052
17	DECONCINI, DENNIS	AZ	DEM	I	\$2,203,866
18	MACK, CONNIE	FL	REP	O	\$2,105,312
19	ROBB, CHARLES SPITTAL	VA	DEM	O	\$2,081,998
*20	BINGAMAN, JEFF	NM	DEM	I	\$2,063,901
21	LICHT, RICHARD A	RI	DEM	C	\$1,951,646
22	LOTT, TRENT	MS	REP	O	\$1,941,897
23	BRYAN, RICHARD H	NV	DEM	C	\$1,836,895
24	BECHT, CHIC	NV	REP	I	\$1,825,929
25	MITCHELL, GEORGE JOHN	ME	DEM	I	\$1,774,414
26	WEICKER, LOWELL P JR	CT	REP	I	\$1,603,727
27	CHAFEE, JOHN H	RI	REP	I	\$1,579,947
28	HUMPHREY, HUBERT H III	MN	DFL	C	\$1,517,625
29	KARNES, DAVID	NE	REP	I	\$1,405,206
30	LIEBERMAN, JOSEPH I	CT	DEM	C	\$1,308,621
31	BURDICK, QUENTIN N	ND	DEM	I	\$1,269,510
32	KERREY, JOSEPH ROBERT	NE	DEM	C	\$1,250,123
33	DOWDY, WAYNE	MS	DEM	O	\$1,134,316
34	ASKEW, REUBIN O'D	FL	DEM	O	\$1,132,534
35	ROTH, WILLIAM V JR	DE	REP	I	\$1,123,944
36	BYRD, ROBERT CARLYLE	WV	DEM	I	\$1,118,374
37	GUNTER, WILLIAM D JR	FL	DEM	O	\$1,090,498
38	SARBANES, PAUL S	MD	DEM	I	\$1,071,845
39	WALLOP, MALCOLM	WY	REP	I	\$1,021,570
40	MICA, DANIEL A	FL	DEM	O	\$1,018,100
41	DAUB, HAL	NE	REP	C	\$1,003,107
+ 42	MOODY, JIM	WI	DEM	O	\$929,440
43	KOHL, HERB	WI	DEM	O	\$929,046
44	WOO, S B	DE	DEM	C	\$922,026
45	GILBREATH, WES	TX	REP	C	\$825,212
46	MELCHER, JOHN D	MT	DEM	I	\$819,195
47	MOLPUS, DICK	MS	DEM	O	\$795,554
48	ENGELEITER, SUSAN S	WI	REP	O	\$692,420
49	BEARD, SAMUEL S	DE	DEM	C	\$671,262
50	MATSUNAGA, SPARK M	HI	DEM	I	\$611,661

98080:03950

* Figures include activity for previous campaign reported in '87-'88.
+ Candidate withdrew from race after June 30, 1988.

1987-88
18-MONTH FIGURES
TOP 50 SENATE - DISBURSEMENTS

RANK	CANDIDATE	STATE	PARTY	INC CHL OPN	NET DISBURSE
1	WILSON, PETER B	CA	REP	I	\$6,226,898
2	VOINOVICH, GEORGE V	OH	REP	C	\$3,798,406
3	DAWKINS, PETER MILLER	NJ	REP	C	\$3,194,260
4	BENTSEN, SENATOR LLOYD	TX	DEM	I	\$3,053,063
5	DURENBERGER, DAVE	MN	REP	I	\$2,620,241
6	MCCARTHY, LEO TARCISIUS	CA	DEM	C	\$2,420,124
7	MOYNIHAN, DANIEL PATRICK	NY	DEM	I	\$2,195,371
8	HEINZ, JOHN	PA	REP	I	\$2,055,433
9	HEINZ, JOHN	OH	DEM	I	\$2,012,228
9	METZENBAUM, HOWARD M	OH	DEM	I	\$2,012,228
10	MACK, CONNIE	FL	REP	O	\$1,783,945
10	MACK, CONNIE	FL	REP	O	\$1,783,945
11	HATCH, ORRIN G	UT	REP	I	\$1,573,579
11	HATCH, ORRIN G	UT	REP	I	\$1,573,579
12	LAUTENBERG, FRANK R	NJ	DEM	I	\$1,566,638
12	LAUTENBERG, FRANK R	NJ	DEM	I	\$1,566,638
13	BINGAMAN, JEFF	NM	DEM	I	\$1,541,738
13	BINGAMAN, JEFF	NM	DEM	I	\$1,541,738
14	HUMPHREY, HUBERT H III	MN	DFL	C	\$1,397,535
14	HUMPHREY, HUBERT H III	MN	DFL	C	\$1,397,535
15	KARNES, DAVID	NE	REP	I	\$1,356,496
15	KARNES, DAVID	NE	REP	I	\$1,356,496
16	DANFORTH, JOHN CLAGGETT	MO	REP	I	\$1,233,164
16	DANFORTH, JOHN CLAGGETT	MO	REP	I	\$1,233,164
17	LUGAR, RICHARD G	IN	REP	I	\$1,209,812
17	LUGAR, RICHARD G	IN	REP	I	\$1,209,812
18	KENNEDY, EDWARD M	MA	DEM	I	\$1,159,152
18	KENNEDY, EDWARD M	MA	DEM	I	\$1,159,152
19	ASKEW, REUBIN O'D	FL	DEM	O	\$1,080,255
19	ASKEW, REUBIN O'D	FL	DEM	O	\$1,080,255
20	DECONCINI, DENNIS	AZ	DEM	I	\$1,019,483
20	DECONCINI, DENNIS	AZ	DEM	I	\$1,019,483
21	DAUB, HAL	NE	REP	C	\$1,002,980
21	DAUB, HAL	NE	REP	C	\$1,002,980
22	DOWDY, WAYNE	MS	DEM	O	\$999,191
22	DOWDY, WAYNE	MS	DEM	O	\$999,191
23	LOTT, TRENT	MS	REP	O	\$995,585
23	LOTT, TRENT	MS	REP	O	\$995,585
24	LIGHT, RICHARD A	RI	DEM	C	\$914,904
24	LIGHT, RICHARD A	RI	DEM	C	\$914,904
25	SASSER, JAMES R	TN	DEM	I	\$882,126
25	SASSER, JAMES R	TN	DEM	I	\$882,126
26	BURDICK, QUENTIN N	ND	DEM	I	\$852,251
26	BURDICK, QUENTIN N	ND	DEM	I	\$852,251
27	KERREY, JOSEPH ROBERT	NE	DEM	C	\$849,810
27	KERREY, JOSEPH ROBERT	NE	DEM	C	\$849,810
28	CHAFEE, JOHN H	RI	REP	I	\$842,309
28	CHAFEE, JOHN H	RI	REP	I	\$842,309
29	GILBREATH, WES	TX	REP	C	\$821,558
29	GILBREATH, WES	TX	REP	C	\$821,558
30	LIEBERMAN, JOSEPH I	CT	DEM	C	\$805,041
30	LIEBERMAN, JOSEPH I	CT	DEM	C	\$805,041
31	MOLPUS, DICK	MS	DEM	O	\$785,659
31	MOLPUS, DICK	MS	DEM	O	\$785,659
32	BRYAN, RICHARD H	NV	DEM	C	\$777,406
32	BRYAN, RICHARD H	NV	DEM	C	\$777,406
33	KOHL, HERB	WI	DEM	O	\$742,447
33	KOHL, HERB	WI	DEM	O	\$742,447
34	MELCHER, JOHN D	MT	DEM	I	\$721,299
34	MELCHER, JOHN D	MT	DEM	I	\$721,299
35	WEICKER, LOWELL P JR	CT	REP	I	\$695,571
35	WEICKER, LOWELL P JR	CT	REP	I	\$695,571
36	HECHT, CHIC	NV	REP	I	\$653,724
36	HECHT, CHIC	NV	REP	I	\$653,724
37	ROBB, CHARLES SPITTAL	VA	DEM	O	\$638,841
37	ROBB, CHARLES SPITTAL	VA	DEM	O	\$638,841
+ 38	MOODY, JIM	WI	DEM	O	\$626,460
+ 38	MOODY, JIM	WI	DEM	O	\$626,460
39	RIEGLE, DONALD W JR	MI	DEM	I	\$615,784
39	RIEGLE, DONALD W JR	MI	DEM	I	\$615,784
40	ENGELEITER, SUSAN S	WI	REP	O	\$608,181
40	ENGELEITER, SUSAN S	WI	REP	O	\$608,181
41	BOULTER, ELDON BEAU	TX	REP	C	\$582,745
41	BOULTER, ELDON BEAU	TX	REP	C	\$582,745
42	ROTH, WILLIAM V JR	DE	REP	I	\$559,725
42	ROTH, WILLIAM V JR	DE	REP	I	\$559,725
43	BLAIR, THOMAS LANE	MD	REP	C	\$539,066
43	BLAIR, THOMAS LANE	MD	REP	C	\$539,066
44	BEARD, SAMUEL S	DE	DEM	C	\$512,699
44	BEARD, SAMUEL S	DE	DEM	C	\$512,699
45	MITCHELL, GEORGE JOHN	ME	DEM	I	\$470,271
45	MITCHELL, GEORGE JOHN	ME	DEM	I	\$470,271
46	JEFFORDS, JAMES MERRILL	VT	REP	O	\$421,006
46	JEFFORDS, JAMES MERRILL	VT	REP	O	\$421,006
47	WOO, S B	DE	DEM	C	\$405,060
47	WOO, S B	DE	DEM	C	\$405,060
48	GORTON, SLADE	WA	REP	O	\$404,024
48	GORTON, SLADE	WA	REP	O	\$404,024
49	SNEAD, EDWIN DESTIEGUER "	TX	REP	C	\$385,089
49	SNEAD, EDWIN DESTIEGUER "	TX	REP	C	\$385,089
50	NIXON, JAY	MO	DEM	C	\$377,229
50	NIXON, JAY	MO	DEM	C	\$377,229

* Figures include activity for previous campaign reported in '87-'88.
+ Candidate withdrew from race after June 30, 1988.

1987-88

18-MONTH FIGURES

TOP 50 SENATE - CONTRIBUTIONS FROM PAC'S AND OTHER COMMITTEES

RANK

CANDIDATE

STATE

PARTY

INC
CHL
OPN

OTHER
CMTE'S

83080203952

RANK	CANDIDATE	STATE	PARTY	INC CHL OPN	OTHER CMTE'S
1	BENTSEN, SENATOR LLOYD	TX	DEM	I	\$1,697,146
2	WILSON, PETER B	CA	REP	I	\$1,140,364
3	SASSER, JAMES R	TN	DEM	I	\$1,011,227
* 4	LAUTENBERG, FRANK R	NJ	DEM	I	\$1,009,446
5	HATCH, ORRIN G	UT	REP	I	\$871,921
6	HEINZ, JOHN	PA	REP	I	\$845,764
7	DURENBERGER, DAVE	MN	REP	I	\$803,815
* 8	BINGAMAN, JEFF	NM	DEM	I	\$786,705
9	DANFORTH, JOHN CLAGGETT	MO	REP	I	\$763,385
10	DECONCINI, DENNIS	AZ	DEM	I	\$763,382
11	BYRD, ROBERT CARLYLE	WV	DEM	I	\$755,379
12	VOINOVICH, GEORGE V	OH	REP	C	\$750,100
13	BURDICK, QUENTIN N	ND	DEM	I	\$733,924
14	RIEGLE, DONALD W JR	MI	DEM	I	\$729,784
15	MITCHELL, GEORGE JOHN	ME	DEM	I	\$724,547
16	METZENBAUM, HOWARD M	OH	DEM	I	\$708,199
17	MOYNIHAN, DANIEL PATRICK	NY	DEM	I	\$691,823
18	MCCARTHY, LEO TARCISIUS	CA	DEM	C	\$631,929
19	CHAFEE, JOHN H	RI	REP	I	\$624,786
20	DOWDY, WAYNE	MS	DEM	O	\$624,627
21	HECHT, CHIC	NV	REP	I	\$611,271
22	WALLOP, MALCOLM	WY	REP	I	\$606,879
23	WEICKER, LOWELL P JR	CT	REP	I	\$590,921
24	MELCHER, JOHN D	MT	DEM	I	\$586,317
25	LOTT, TRENT	MS	REP	O	\$571,898
26	LUGAR, RICHARD G	IN	REP	O	\$516,737
27	ROBB, CHARLES SPITTAL	VA	DEM	O	\$489,121
28	SARBANES, PAUL S	MD	DEM	I	\$459,799
29	LICHT, RICHARD A	RI	DEM	C	\$430,125
30	ROTH, WILLIAM V JR	DE	REP	I	\$427,550
31	BRYAN, RICHARD H	NV	DEM	C	\$426,122
32	DAWKINS, PETER MILLER	NJ	REP	C	\$392,234
33	JEFFORDS, JAMES MERRILL	VT	REP	O	\$378,353
34	KERREY, JOSEPH ROBERT	NE	DEM	C	\$369,599
35	KENNEDY, EDWARD M	MA	DEM	I	\$316,107
36	HUMPHREY, HUBERT H III	MN	DFL	C	\$302,184
+37	MOODY, JIM	WI	DEM	O	\$300,501
38	KARNES, DAVID	NE	REP	I	\$278,150
39	MATSUNAGA, SPARK M	HI	DEM	I	\$246,175
40	MACK, CONNIE	FL	REP	O	\$232,987
41	ENGELEITER, SUSAN S	WI	REP	O	\$179,919
42	DAUB, HAL	NE	REP	C	\$166,340
43	NIXON, JAY	MO	DEM	C	\$144,302
44	MACKAY, BUDDY	FL	DEM	O	\$117,465
45	ASKEW, REUBIN O'D	FL	DEM	O	\$96,550
* 46	GARVEY, EDWARD R	WI	DEM	O	\$83,312
47	LOWRY, MICHAEL E	WA	DEM	O	\$82,266
48	GUNTER, WILLIAM D JR	FL	DEM	O	\$80,750
49	WICKES, JOHN F JR	IN	DEM	C	\$79,950
50	MICA, DANIEL A	FL	DEM	O	\$79,709

* Figures include activity for previous campaign reported in '87-'88.

+ Candidate withdrew from race after June 30, 1988.

1987-88
18-MONTH FIGURES

TOP 50 SENATE CONTRIBUTIONS FROM INDIVIDUALS

RANK	CANDIDATE	STATE	PARTY	INC CHL OPN	INDIV CONTRIB
1	WILSON, PETER B	CA	REP	I	\$5,499,844
2	METZENBAUM, HOWARD M	OH	DEM	I	\$4,443,587
3	BENTSEN, SENATOR LLOYD	TX	DEM	I	\$4,289,897
4	DAWKINS, PETER MILLER	NJ	REP	C	\$3,936,322
5	VOINOVICH, GEORGE V	OH	REP	C	\$3,847,930
* 6	LAUTENBERG, FRANK R	NJ	DEM	I	\$3,740,808
7	MCCARTHY, LEO TARCISIUS	CA	DEM	C	\$3,054,232
8	MOYNIHAN, DANIEL PATRICK	NY	DEM	I	\$2,425,420
9	HEINZ, JOHN	PA	REP	I	\$2,135,751
10	DURENBERGER, DAVE	MN	REP	I	\$2,100,200
11	DANFORTH, JOHN CLAGGETT	MO	REP	I	\$2,011,821
12	KENNEDY, EDWARD M	MA	DEM	I	\$1,929,591
13	LUGAR, RICHARD G	IN	REP	I	\$1,621,562
14	ROBB, CHARLES SPITTAL	VA	DEM	O	\$1,564,651
15	MACK, CONNIE	FL	REP	O	\$1,556,451
16	LICHT, RICHARD A	RI	DEM	C	\$1,473,226
17	HATCH, ORRIN G	UT	REP	I	\$1,451,749
18	BRYAN, RICHARD H	NV	DEM	C	\$1,381,478
19	DECONCINI, DENNIS	AZ	DEM	I	\$1,337,348
20	SASSER, JAMES R	TN	DEM	I	\$1,247,496
* 21	BINGAMAN, JEFF	NM	DEM	I	\$1,212,791
22	LIEBERMAN, JOSEPH I	CT	DEM	C	\$1,206,406
23	HUMPHREY, HUBERT H III	MN	DFL	C	\$1,185,332
24	RIEGLE, DONALD W JR	MI	DEM	I	\$1,135,925
25	HECHT, CHIC	NV	REP	I	\$1,118,759
26	ASKEW, REUBIN O'D	FL	DEM	O	\$1,017,511
27	GUNTER, WILLIAM D JR	FL	DEM	O	\$996,979
28	KARNES, DAVID	NE	REP	I	\$986,057
29	MITCHELL, GEORGE JOHN	ME	DEM	I	\$967,967
30	WEICKER, LOWELL P JR	CT	REP	I	\$959,633
31	WOO, S B	DE	DEM	C	\$913,876
32	LOTT, TRENT	MS	REP	O	\$897,433
33	KERREY, JOSEPH ROBERT	NE	DEM	C	\$860,344
34	CHAFEE, JOHN H	RI	REP	I	\$857,245
35	ROTH, WILLIAM V JR	DE	REP	I	\$651,136
36	DAUB, HAL	NE	REP	C	\$649,605
37	MICA, DANIEL A	FL	DEM	O	\$582,458
38	SARBANES, PAUL S	MD	DEM	I	\$562,158
39	ENGELEITER, SUSAN S	WI	REP	O	\$505,417
40	BOULTER, ELDON BEAU	TX	REP	C	\$484,274
41	DOWDY, WAYNE	MS	DEM	O	\$477,662
42	BURDICK, QUENTIN N	ND	DEM	I	\$475,648
43	GORTON, SLADE	WA	REP	O	\$442,138
+ 44	MOODY, JIM	WI	DEM	O	\$441,259
45	MACKAY, BUDDY	FL	DEM	O	\$434,323
46	MOLPUS, DICK	MS	DEM	O	\$406,008
47	BEARD, SAMUEL S	DE	DEM	C	\$388,604
48	LOWRY, MICHAEL E	WA	DEM	O	\$338,539
49	MATSUNAGA, SPARK M	HI	DEM	I	\$325,558
50	VIGNOLA, JOSEPH C	PA	DEM	C	\$297,617

88080703953

* Figures include activity for previous campaign reported in '87-'88.
+ Candidate withdrew from race after June 30, 1988.

1987-88
18-MONTH FIGURES
TOP 50 SENATE - CASH-ON-HAND

RANK	CANDIDATE	STATE	PARTY	INC CHL OPN	CASH ON HAND
1	METZENBAUM, HOWARD M	OH	DEM	I	\$4,873,546
2	BENTSEN, SENATOR LLOYD	TX	DEM	I	\$3,858,778
* 3	LAUTENBERG, FRANK R	NJ	DEM	I	\$3,536,257
4	RIEGLE, DONALD W JR	MI	DEM	I	\$2,879,636
5	DANFORTH, JOHN CLAGGETT	MO	REP	I	\$2,302,529
6	WILSON, PETER B	CA	REP	I	\$2,274,787
7	HEINZ, JOHN	PA	REP	I	\$2,001,218
8	MOYNIHAN, DANIEL PATRICK	NY	DEM	I	\$1,943,169
9	SASSER, JAMES R	TN	DEM	I	\$1,627,945
10	DECONCINI, DENNIS	AZ	DEM	I	\$1,516,578
11	MCCARTHY, LEO TARCISIUS	CA	DEM	C	\$1,514,305
12	LUGAR, RICHARD G	IN	REP	I	\$1,448,440
13	ROBB, CHARLES SPITTAL	VA	DEM	O	\$1,443,155
14	HECHT, CHIC	NV	REP	I	\$1,327,145
15	VOINOVICH, GEORGE V	OH	REP	C	\$1,321,412
16	MITCHELL, GEORGE JOHN	ME	DEM	I	\$1,314,426
17	KENNEDY, EDWARD M	MA	DEM	I	\$1,281,715
18	DAWKINS, PETER MILLER	NJ	REP	C	\$1,189,694
19	CHAFEE, JOHN H	RI	REP	I	\$1,174,769
20	HATCH, ORRIN G	UT	REP	I	\$1,147,199
21	BYRD, ROBERT CARLYLE	WV	DEM	I	\$1,071,874
22	BRYAN, RICHARD H	NV	DEM	C	\$1,059,490
23	WEICKER, LOWELL P JR	CT	REP	I	\$1,050,614
24	LICHT, RICHARD A	RI	DEM	C	\$1,027,510
25	LOTT, TRENT	MS	REP	O	\$946,311
26	GUNTER, WILLIAM D JR	FL	DEM	O	\$941,028
27	DURENBERGER, DAVE	MN	REP	I	\$890,602
28	SARBANES, PAUL S	MD	DEM	I	\$794,530
29	BURDICK, QUENTIN N	ND	DEM	I	\$713,785
30	ROTH, WILLIAM V JR	DE	REP	I	\$707,372
31	MICA, DANIEL A	FL	DEM	O	\$684,481
32	WALLOP, MALCOLM	WY	REP	I	\$683,204
* 33	BINGAMAN, JEFF	NM	DEM	I	\$665,137
34	MATSUNAGA, SPARK M	HI	DEM	I	\$640,827
35	WOO, S B	DE	DEM	C	\$516,966
36	LIEBERMAN, JOSEPH I	CT	DEM	C	\$503,579
37	MACKAY, BUDDY	FL	DEM	O	\$421,266
38	KERREY, JOSEPH ROBERT	NE	DEM	C	\$400,313
39	JEFFORDS, JAMES MERRILL	VT	REP	O	\$380,902
40	LOWRY, MICHAEL E	WA	DEM	O	\$340,756
41	MACK, CONNIE	FL	REP	O	\$321,365
42	GORTON, SLADE	WA	REP	O	\$310,641
43	DOWDY, WAYNE	MS	DEM	O	\$308,855
+ 44	MOODY, JIM	WI	DEM	O	\$307,531
45	MELCHER, JOHN D	MT	DEM	I	\$209,147
46	KOHL, HERB	WI	DEM	O	\$186,599
47	BONKER, DONALD L	WA	DEM	O	\$159,187
48	BEARD, SAMUEL S	DE	DEM	C	\$158,562
49	HUMPHREY, HUBERT H III	MN	DFL	C	\$120,090
50	FRANK, PATRICIA ANNE COLL	FL	DEM	O	\$115,570

* Figures include activity for previous campaign reported in '87-'88.

+ Candidate withdrew from race after June 30, 1988.

1987-88
18-MONTH FIGURES
TOP 50 SENATE - DEBITS OWED

RANK	CANDIDATE	STATE	PARTY	INC CHL OPN	DEBTS OWED
* 1	LAUTENBERG, FRANK R	NJ	DEM	I	\$3,479,625
2	GILBREATH, WES	TX	REP	C	\$761,958
3	MCCARTHY, LEO TARCISIUS	CA	DEM	C	\$450,498
4	MOLPUS, DICK	MS	DEM	O	\$446,776
5	BLAIR, THOMAS LANE	MD	REP	C	\$307,175
* 6	BINGAMAN, JEFF	NM	DEM	I	\$302,169
7	VALENTINE, WILLIAM R "BIL	NM	REP	C	\$281,495
+ 8	MOODY, JIM	WI	DEM	O	\$276,883
9	KARNES, DAVID	NE	REP	I	\$197,487
10	HATCH, ORRIN G	UT	REP	I	\$160,265
11	BOULTER, ELDON BEAU	TX	REP	C	\$152,777
12	BEARD, SAMUEL S	DE	DEM	C	\$149,879
13	MONTOYA, RICK	NM	REP	C	\$132,800
14	DAWKINS, PETER MILLER	NJ	REP	C	\$124,166
15	HUBER, ROBERT JAMES	MI	REP	C	\$120,611
16	DURENBERGER, DAVE	MN	REP	I	\$118,884
17	GRIFFEL, DAVID	MA	IND	C	\$117,158
18	GUNTER, WILLIAM D JR	FL	DEM	O	\$112,010
19	MORRIS, JAMES PAXTON "COR	NM	REP	C	\$79,160
20	MCMILLAN, ROBERT RALPH	NY	REP	C	\$79,000
21	DEGREEN, KEITH PAUL	AZ	REP	C	\$78,697
22	DUNN, JIM	MI	REP	C	\$77,448
23	LICHT, RICHARD A	RI	DEM	C	\$72,914
* 24	GARVEY, EDWARD R	WI	DEM	O	\$57,328
25	WICKES, JOHN F JR	IN	DEM	C	\$55,014
26	SMITH, DOUGLAS J	WA	REP	O	\$54,358
27	MAXFIELD, PETER CHARLES	WY	DEM	C	\$52,009
28	ANDERSEN, WILLIAM E	TN	REP	C	\$51,316
29	WILSON, PETER B	CA	REP	I	\$50,171
30	HUMPHREY, HUBERT H III	MN	DFL	C	\$49,736
31	WOO, S B	DE	DEM	C	\$49,193
32	DAWKINS, MAURICE A	VA	REP	O	\$44,524
33	PRESS, BILL	CA	DEM	C	\$44,015
34	STRINDEN, EARL S	ND	REP	C	\$41,742
35	BURNS, CONRAD R	MT	REP	C	\$41,451
36	KING, STEPHEN B	WI	REP	O	\$39,181
37	DAUB, HAL	NE	REP	C	\$38,367
38	KERREY, JOSEPH ROBERT	NE	DEM	C	\$37,693
39	NIXON, JAY	MO	DEM	C	\$35,418
40	WAHLQUIST, ANDREW FOLKMAN	VA	REP	O	\$32,002
41	GRIFFES, MICHAEL DAVID	VT	REP	O	\$31,743
42	DALRYMPLE, JOHN STEWART	ND	REP	C	\$30,000
43	GRAY, WILLIAM BARTON	VT	DEM	O	\$23,920
44	WYMAN, JASPER S	ME	REP	C	\$20,570
45	SIMONS, LYNN OSBORN	WY	DEM	C	\$20,000
46	ZARWELL, E ROBERT	MD	REP	C	\$18,290
47	KOHL, HERB	WI	DEM	O	\$17,066
48	LIEBERMAN, JOSEPH I	CT	DEM	C	\$15,909
49	FAULK, WILLIAM GILBERT JR	VA	REP	O	\$14,356
50	VINICH, JOHN P	WY	DEM	C	\$14,015

8808003955

* Figures include activity for previous campaign reported in '87-'88:
(Lautenberg - \$3,429,000; Bingaman - \$272,623; Garvey - unknown.)
+ Candidate withdrew from race after June 30, 1988.

1987-88

18-MONTH FIGURES
TOP 50 HOUSE - RECEIPTS

RANK	CANDIDATE	STATE	DISTRICT	PARTY	INC CHL OPN	NET RECEIPTS
#* 1	ESKIND, JANE G	TN	5	DEM	O	\$2,558,007
* 2	BREDESEN, PHILIP NORMAN	TN	5	DEM	O	\$1,883,729
* 3	PELOSI, NANCY	CA	5	DEM	I	\$1,791,290
* 4	CLEMENT, ROBERT N (BOB)	TN	5	DEM	I	\$1,143,353
5	DIOGUARDI, JOSEPH J	NY	20	REP	I	\$1,043,898
6	KENNEDY, JOSEPH P II	MA	8	DEM	I	\$984,142
7	MATSUI, ROBERT T	CA	3	DEM	I	\$854,404
8	LEVINE, MEL	CA	27	DEM	I	\$792,015
9	COURTNER, JAMES A	NJ	12	REP	I	\$738,572
*10	COSTELLO, JERRY F	IL	21	DEM	O	\$728,249
11	DORNAN, ROBERT KENNETH HO	CA	38	REP	I	\$724,375
12	HART, GARY K	CA	19	DEM	C	\$693,717
+13	MCWEN, BOB	OH	6	REP	I	\$687,914
14	DELLUMS, RONALD V	CA	8	DEM	I	\$680,265
15	COX, CHRISTOPHER	CA	40	REP	O	\$677,725
16	BRYANT, JOHN WILEY	TX	5	DEM	I	\$668,040
17	ROSTENKOWSKI, DAN	IL	8	DEM	I	\$648,487
18	CAMPBELL, THOMAS J	CA	12	REP	C	\$626,961
19	MICHEL, ROBERT H	IL	18	REP	I	\$624,177
20	BEAN-JONES, LINDA MRS	ME	1	REP	C	\$600,140
* 21	CAMPBELL, FOSTER	LA	4	DEM	O	\$597,829
22	OKAR, MARY ROSE	OH	20	DEM	I	\$596,784
23	COELHO, ANTHONY LEE	CA	15	DEM	I	\$591,289
24	KOSTMAYER, PETER H	PA	8	DEM	I	\$590,543
25	ROSENBERG, NATHAN OWEN	CA	40	REP	O	\$578,115
* 26	PAYNE, LEWIS F JR	VA	5	DEM	:	\$566,473
27	KORNYU, ERNEST L	CA	12	REP	:	\$562,235
28	BENTLEY, HELEN DELICH	MD	2	REP	I	\$559,595
29	SMITH, LACEY THOMAS	KY	1	DEM	C	\$542,798
30	MCNILLAN, C THOMAS	MD	4	DEM	I	\$542,796
31	GRAY, WILLIAM H III	PA	2	DEM	I	\$541,795
32	SOLARZ, STEPHEN J	NY	13	DEM	I	\$539,993
33	ALEXANDER, WILLIAM VOLLIE	AR	1	DEM	I	\$539,121
34	BARTLETT, STEVE	TX	3	REP	I	\$537,608
* 35	MCCRERY, JAMES OTIS III	LA	4	REP	I	\$528,817
* 36	NIEDERMEIER, CHRISTINE MA	CT	4	DEM	O	\$528,526
37	WRIGHT, JAMES C JR	TX	12	DEM	:	\$526,073
38	LAGOMARSINO, ROBERT	CA	19	REP	:	\$524,101
39	PRICE, DAVID E	NC	4	DEM	:	\$518,256
40	SCHENKEN, JERRY	NE	2	REP	O	\$510,315
41	GIBBONS, SAM M	FL	7	DEM	:	\$508,845
42	FAZIO, VIC	CA	4	DEM	I	\$506,998
43	BAKER, C DAVID	CA	40	REP	O	\$501,340
44	SCHUETTE, WILLIAM D	MI	10	REP	:	\$494,207
45	CHAPPELL, WILLIAM VENROE	FL	4	DEM	:	\$490,152
46	FROST, MARTIN	TX	24	DEM	:	\$489,040
47	DOWNNEY, THOMAS J	NY	2	DEM	I	\$486,579
48	PATTERSON, ELIZABETH JOHN	SC	4	DEM	:	\$483,140
49	PARKER, PAUL MICHAEL MIK	MS	4	DEM	O	\$482,393
50	BARTON, JOE CONGRESSMAN	TX	6	REP	:	\$480,599

*Candidate participated in a special election.

#Total receipts are inflated due to conversion of a candidate loan to contributions.

-Figures include activity from candidate's '88 Senate campaign, since candidate did not designate separate committees.

88080203956

18-MONTH FIGURES
TOP 50 HOUSE - DISBURSEMENTS

RANK	CANDIDATE	STATE	DISTRICT	PARTY	INC CHL OPN	NET DISBURSE	
#*	1	ESKIND, JANE G	TN	5	DEM	0	\$2,558,003
*	2	BREDESEN, PHILIP NORMAN	TN	5	DEM	0	\$1,868,480
*	3	PELOSI, NANCY	CA	5	DEM	:	\$1,640,107
*	4	CLEMENT, ROBERT N (BOB)	TN	5	DEM	:	\$1,109,241
	5	KENNEDY, JOSEPH P II	MA	8	DEM	:	\$859,717
+	6	MCEWEN, BOB	OH	6	REP	:	\$758,139
	7	DELLURS, RONALD V	CA	8	DEM	:	\$695,459
	8	OAKAR, MARY ROSE	OH	20	DEM	:	\$682,874
	9	COX, CHRISTOPHER	CA	40	REP	0	\$662,483
	10	DORNAN, ROBERT KENNETH HO	CA	38	REP	:	\$644,441
	11	WRIGHT, JAMES C JR	TX	12	DEM	:	\$620,169
	12	CAMPBELL, THOMAS J	CA	12	REP	C	\$612,195
*	13	CAMPBELL, FOSTER	LA	4	DEM	0	\$595,430
	14	BEAN-JONES, LINDA MRS	ME	1	REP	C	\$595,226
	15	ROSENBERG, NATHAN OWEN	CA	40	REP	0	\$591,158
	16	BARTLETT, STEVE	TX	3	REP	:	\$574,672
*	17	PAYNE, LEWIS F JR	VA	5	DEM	:	\$563,422
	18	KOHYU, ERNEST L	CA	12	REP	:	\$557,611
	19	COELHO, ANTHONY LEE	CA	15	DEM	:	\$544,236
*	20	NIEDERMEIER, CHRISTINE MA	CT	4	DEM	0	\$533,498
*	21	COSTELLO, JERRY P	IL	21	DEM	0	\$523,204
	22	ALEXANDER, WILLIAM VOLLIE	AR	1	DEM	:	\$507,718
	23	SCHENKEN, JERRY	NE	2	REP	0	\$504,650
	24	GRAY, WILLIAM H III	PA	2	DEM	:	\$497,265
	25	HUBBARD, CARROLL JR	KY	1	DEM	:	\$495,225
	26	BAKER, C DAVID	CA	40	REP	0	\$494,905
*	27	MCCREY, JAMES OTIS III	LA	4	REP	:	\$478,041
	28	SMITH, LACEY THOMAS	KY	1	DEM	C	\$474,698
	29	LELAND, GEORGE T "MICKEY"	TX	18	DEM	:	\$468,644
	30	BIAGGI, MARIO	NY	19	DEM	:	\$447,520
	31	YACOBOZZI, WILLIAM JR	CA	40	REP	0	\$446,316
	32	WIEDER, HARRIETT MARION	CA	42	REP	0	\$442,293
	33	PARKER, PAUL MICHAEL "MIK"	MS	4	DEM	0	\$431,399
	34	DIOGUARDI, JOSEPH J	NY	20	REP	:	\$418,993
*	35	MORGAN, MICHAEL G	CT	4	DEM	0	\$417,600
	36	AUCOIN, LES	OR	1	DEM	:	\$416,338
*	37	BRITT, HARRY G	CA	5	DEM	0	\$415,476
	38	TAUZIN, WILBERT JOSEPH II	LA	3	DEM	:	\$413,468
	39	BRYANT, JOHN WILEY	TX	5	DEM	:	\$411,804
	40	MICHEL, ROBERT H	IL	18	REP	:	\$396,312
	41	KORMAN, SANG R	CA	21	REP	C	\$387,477
	42	COURTER, JAMES A	NJ	12	REP	:	\$383,432
	43	LAGOMARSINO, ROBERT	CA	19	REP	:	\$380,145
*	44	AREY, LINDA LUGENIA	VA	5	REP	0	\$380,130
	45	HERGER, WALTER WILLIAM (W	CA	2	REP	:	\$375,307
	46	GALLEGLY, ELTON	CA	21	REP	:	\$364,367
	47	ROBINSON, TOMMY FRANKLIN	AR	2	DEM	:	\$363,549
*	48	SHAYS, CHRISTOPHER	CT	4	REP	:	\$361,170
	49	GILLMOR, PAUL E	OH	5	REP	0	\$358,985
	50	PATTERSON, ELIZABETH JOHN	SC	4	DEM	:	\$353,135

*Candidate participated in a special election

#Total disbursements are inflated due to bookkeeping repayment of candidate loan which was converted to a contribution.

+Figures include activity from candidate's '38 Senate campaign, since candidate did not designate separate committees.

18-MONTH FIGURES
 TOP 50 HOUSE - CONTRIBUTIONS FROM PAC'S
 AND OTHER COMMITTEES

RANK	CANDIDATE	STATE	DISTRICT	PARTY	INC CHL OPN	OTHER CITE'S
* 1	PELOSI, NANCY	CA	5	DEM	I	\$487,965
2	MICHEL, ROBERT H	IL	18	REP	I	\$423,040
3	MATSUI, ROBERT T	CA	3	DEM	I	\$367,396
4	DINGELL, JOHN D	MI	16	DEM	I	\$335,115
5	JORTZ, JAMES	IN	5	DEM	I	\$329,409
6	CAKAR, MARY ROSE	OH	20	DEM	I	\$325,278
* 7	CLEMENT, ROBERT N (BOB)	TN	5	DEM	I	\$311,750
8	QUILLEN, JAMES HENRY	TN	1	REP	I	\$311,650
9	GRAY, WILLIAM H III	PA	2	DEM	I	\$309,102
10	DORGAN, BYRON L	ND	0	DEM	I	\$298,796
11	ROSTKOWSKI, DAN	IL	8	DEM	I	\$295,798
12	FLIPPO, RONNIE GENE	AL	5	DEM	I	\$293,208
13	LELAND, GEORGE T "MICKY"	TX	18	DEM	I	\$289,475
14	COELHO, ANTHONY LEE	CA	15	DEM	I	\$287,921
15	MCILLEN, C THOMAS	MD	4	DEM	I	\$287,423
16	HUBBARD, CARROLL JR	KY	1	DEM	I	\$277,863
17	FAZIO, VIC	CA	4	DEM	I	\$277,683
18	POLEY, THOMAS S	WA	5	DEM	I	\$277,566
19	DYSON, ROY CONGRESSMAN	MD	1	DEM	I	\$277,500
20	GIBBONS, SAM M	FL	7	DEM	I	\$274,989
21	PRICE, DAVID E	NC	4	DEM	I	\$270,314
22	RANGEL, CHARLES B	NY	16	DEM	I	\$270,225
23	RUSO, MARTIN A	IL	3	DEM	I	\$267,291
24	BRYANT, JOHN WILEY	TX	5	DEM	I	\$266,207
25	KOSTMAYER, PETER H	PA	8	DEM	I	\$257,863
26	MURTHA, JOHN P	PA	12	DEM	I	\$255,065
27	ESPY, ALPHONSO MICHAEL	MS	2	DEM	I	\$252,140
28	STARK, FORTNEY HILLMAN JR	CA	9	DEM	I	\$246,378
29	ST GERMAIN, FERNAND J	RI	1	DEM	I	\$245,506
30	FLORIO, JAMES JOSEPH	NJ	1	DEM	I	\$241,487
31	OWENS, WAYNE	UT	2	DEM	I	\$240,545
32	DIOGUARDI, JOSEPH J	NY	20	REP	I	\$237,425
33	FROST, MARTIN	TX	24	DEM	I	\$234,973
34	SIKORSKI, GERRY	MN	6	DPL	I	\$233,003
35	ANTHONY, BERYL F JR	AR	4	DEM	I	\$231,237
36	NEAL, STEPHEN L	NC	5	DEM	I	\$228,350
37	WARD, THOMAS W	IN	3	DEM	C	\$226,582
38	HART, GARY K	CA	19	DEM	C	\$224,070
39	SAWYER, THOMAS C	OH	14	DEM	I	\$222,405
40	SLAUGHTER, LOUISE MCINTOS	NY	30	DEM	I	\$216,250
41	DOWNEY, THOMAS J	NY	2	DEM	I	\$213,461
42	MCCLOSKEY, FRANK	IN	8	DEM	I	\$212,485
43	BLILEY, THOMAS JEROME JR	VA	3	REP	I	\$208,450
44	BOUCHER, FREDERICK CARLYL	VA	9	DEM	I	\$205,150
45	ALEXANDER, WILLIAM VOLLIE	AR	1	DEM	I	\$204,199
46	HOCHERUECKNER, GEORGE J	NY	1	DEM	I	\$203,321
47	PATTERSON, ELIZABETH JOHN	SC	4	DEM	I	\$203,769
48	ROE, ROBERT	NJ	3	DEM	I	\$200,475
49	LENT, NORMAN FREDERICK	NY	4	REP	I	\$198,554
50	WYDEN, RONALD LEE	OR	3	DEM	I	\$198,172

*Candidate participated in a special election.

88080705958

18-MONTH FIGURES

TOP 50 HOUSE - CONTRIBUTIONS FROM INDIVIDUALS

RANK	CANDIDATE	STATE	DISTRICT	PARTY	INC CHL OPW	INDIV CONTRIB
* 1	PELOSI, NANCY	CA	5	DEM	I	\$947,721
2	KENNEDY, JOSEPH P II	MA	8	DEM	I	\$779,774
3	DIQUARDI, JOSEPH J	NY	20	REP	I	\$777,398
4	DORRAN, ROBERT KENNETH HO	CA	38	REP	I	\$653,855
5	COURTER, JAMES A	NJ	12	REP	I	\$627,982
* 6	CLEMENT, ROBERT N (BOB)	IN	5	DEM	I	\$605,414
+ 7	MCWEN, BOB	OH	6	REP	I	\$585,288
8	CAMPBELL, THOMAS J	CA	12	REP	C	\$578,386
9	LEVINE, MEL	CA	27	DEM	I	\$562,331
10	ROSENBERG, NATHAN OWEN	CA	40	REP	O	\$536,045
11	COX, CHRISTOPHER	CA	40	REP	O	\$526,163
12	DELLURS, RONALD V	CA	8	DEM	I	\$468,236
13	HART, GARY K	CA	19	DEM	C	\$459,308
14	BAKER, C DAVID	CA	40	REP	O	\$455,978
* 15	COSTELLO, JERRY F	IL	21	DEM	O	\$434,575
16	SOLARI, STEPHEN J	NY	13	DEM	I	\$434,469
17	MATSUI, ROBERT T	CA	3	DEM	I	\$423,402
18	MARKEY, EDWARD JOHN	MA	7	DEM	I	\$411,569
19	LAGOMARSINO, ROBERT	CA	19	REP	I	\$383,493
20	TANNER, JOHN S	IN	8	DEM	O	\$380,751
* 21	BRITT, HARRY G	CA	5	DEM	O	\$366,973
22	WIEDER, HARRIETT MARION	CA	42	REP	O	\$365,343
23	BEVLEY, HELEN DELICH	MD	2	REP	I	\$357,602
24	SCHENCKEN, JERRY	NE	2	REP	O	\$349,829
25	KORNYU, ERNEST L	CA	12	REP	I	\$349,122
26	BARTLETT, STEVE	TX	3	REP	I	\$343,983
27	KOSTMAYER, PETER H	PA	8	DEM	I	\$328,125
28	BOUGHTON, AMORY	NY	34	REP	I	\$324,248
* 29	MCCRERY, JAMES OTIS III	LA	4	REP	I	\$320,602
30	ROSTENKOWSKI, DAN	IL	8	DEM	I	\$319,580
31	SCHUETTE, WILLIAM D	MI	10	REP	I	\$302,871
32	ATKINS, CHESTER GREENOUGH	MA	5	DEM	I	\$301,794
33	BARTON, JOE CONGRESSMAN	TX	6	REP	I	\$298,683
* 34	CAMPBELL, FOSTER	LA	4	DEM	O	\$297,515
35	ROBINSON, TOMMY FRANKLIN	AR	2	DEM	I	\$296,845
36	GOSS, PORTER JOHNSTON	FL	13	REP	O	\$296,604
37	PARRIS, STANFORD E	VA	8	REP	I	\$292,671
38	SMITH, LAMAR	TX	21	REP	I	\$292,596
39	GREEN, BILL	NY	15	REP	I	\$288,797
40	HERGER, WALTER WILLIAM (W	CA	2	REP	I	\$287,496
41	NIEDERMEIER, CHRISTINE MA	CT	4	DEM	O	\$283,022
42	CHAPPELL, WILLIAM VENROE	FL	4	DEM	I	\$282,596
43	PURSELL, CARL D	MI	2	REP	I	\$281,526
44	GEJDENSON, SAMUEL	CT	2	DEM	I	\$281,074
45	COELHO, ANTHONY LEE	CA	15	DEM	I	\$280,282
46	WRIGHT, JAMES C JR	TX	12	DEM	I	\$279,111
47	BERMAN, HOWARD L	CA	26	DEM	I	\$278,393
48	RITTER, DONALD L	PA	15	REP	I	\$277,179
49	JOHNSTON, HARRY A II	FL	14	DEM	O	\$272,523
50	FISH, HAMILTON	NY	20	DEM	C	\$265,110

*Candidate participated in a special election.

-Figures include activity from candidate's '88 Senate campaign, since candidate did not designate separate committees.

98080203959

1987-88

18-MONTH FIGURES

TOP 50 HOUSE - CASH-ON-HAND

RANK	CANDIDATE	STATE	DISTRICT	PARTY	INC CHL OPN	CASH ON HAND
1	DREIER, DAVID T	CA	33	REP	I	\$1,148,734
2	SOLARZ, STEPHEN J	NY	13	DEM	I	\$1,024,166
3	ROSTENKOWSKI, DAN	IL	8	DEM	I	\$1,010,767
4	MATSUI, ROBERT T	CA	3	DEM	I	\$904,489
5	LEVINE, MEL	CA	27	DEM	I	\$836,361
6	RINALDO, MATTHEW J	NJ	7	REP	I	\$786,272
7	FLIPPO, RONNIE GENE	AL	5	DEM	I	\$770,494
8	HOPKINS, LARRY JONES	KY	6	REP	I	\$725,961
9	DIOGUARDI, JOSEPH J	NY	20	REP	I	\$641,553
10	QUILLEN, JAMES HENRY	TN	1	REP	I	\$632,227
11	FASCELL, DANTE B	FL	19	DEM	I	\$617,354
12	GIBBONS, SAM M	FL	7	DEM	I	\$616,948
13	MOOREHEAD, CARLOS JOHN	CA	22	REP	I	\$597,568
14	FOLEY, THOMAS S	WA	5	DEM	I	\$568,035
15	SCHUMER, CHARLES E	NY	10	DEM	I	\$543,635
16	BROOKFIELD, WILLIAM S	MI	18	REP	I	\$539,676
17	JENKINS, EDGAR L	GA	9	DEM	I	\$539,216
18	ARCHER, WILLIAM R JR	TX	7	REP	I	\$528,963
19	BEVILL, TOM	AL	4	DEM	I	\$521,620
20	FAZIO, VIC	CA	4	DEM	I	\$506,998
21	BARHARD, DRUIE DOUGLAS JR	GA	10	DEM	I*	\$506,594
22	LENT, NORMAN FREDERICK	NY	4	REP	I	\$501,725
23	TORRICELLI, ROBERT G	NJ	9	DEM	I	\$482,494
24	COURTNER, JAMES A	NJ	12	REP	I	\$478,933
25	DICKINSON, WILLIAM LOUIS	AL	2	REP	I	\$478,135
26	ST GERMAIN, FERGAND J	RI	1	DEM	I	\$467,630
27	ROE, ROBERT	NJ	8	DEM	I	\$464,963
28	DONNELLY, BRIAN J	MA	11	DEM	I	\$459,280
29	DOWNEY, THOMAS J	NY	2	DEM	I	\$454,530
30	MARKEY, EDWARD JOHN	MA	7	DEM	I	\$448,295
31	CHAPPELL, WILLIAM VENROE	FL	4	DEM	I	\$445,416
32	LEATH, JAMES MARVIN	TX	11	DEM	I	\$444,194
33	MCDADE, JOSEPH M	PA	10	REP	I	\$436,837
34	NICHOLS, BILL	AL	3	DEM	I	\$434,271
35	ANTHONY, BERYL F JR	AR	4	DEM	I	\$431,876
36	LAGOMARSINO, ROBERT	CA	19	REP	I	\$416,445
37	MILLER, GEORGE	CA	7	DEM	I	\$414,000
38	LANTOS, THOMAS P	CA	11	DEM	I	\$413,885
39	BROOKS, JACK	TX	9	DEM	I	\$411,363
40	BARTLETT, STEVE	TX	3	REP	I	\$401,342
41	LAFALCE, JOHN J	NY	32	DEM	I	\$395,496
42	WHITTAKER, ROBERT R "BOB"	KS	5	REP	I	\$393,806
43	PARRIS, STANFORD E	VA	8	REP	I	\$391,427
44	ANDREWS, MICHAEL ALLEN	TX	25	DEM	I	\$389,395
45	MADIGAN, EDWARD R	IL	15	REP	I	\$382,335
46	RANGEL, CHARLES B	NY	16	DEM	I	\$381,132
47	LUKEN, THOMAS A	OH	1	DEM	I	\$372,885
48	YOUNG, C W BILL	FL	8	REP	I	\$369,503
49	RAHALL, NICK J II M C	WV	4	DEM	I	\$366,506
50	HART, GARY K	CA	19	DEM	C	\$365,175

3 8 0 8 0 7 0 3 9 6 0

18-MONTH FIGURES
TOP 50 HOUSE - DEBTS OWED

RANK	CANDIDATE	STATE	DISTRICT	PARTY	INC CHL OPN	DEBTS OWED
* 1	BREDESEN, PHILIP NORMAN	TN	5	DEM	O	\$1,851,600
2	SMITH, LACEY THOMAS	KY	1	DEM	C	\$406,647
3	SISISKY, NORMAN	VA	4	DEM	I	\$349,183
4	HAYES, JAMES ALISON	LA	7	DEM	I	\$346,568
* 5	PAYNE, LEWIS F JR	VA	5	DEM	I	\$275,000
6	NORMAN, SANG R	CA	21	REP	C	\$258,724
7	MEHIEL, DENNIS	NY	20	DEM	C	\$256,591
8	PARKER, PAUL MICHAEL "MIK"	MS	4	DEM	O	\$254,083
9	GREEN, BILL	NY	15	REP	I	\$237,000
10	HONGLAND, PETER	NE	2	DEM	O	\$223,221
11	BEAN-JONES, LINDA MRS	ME	1	REP	C	\$219,048
12	COOPER, JAMES H S	TN	4	DEM	I	\$207,696
13	SPRATT, JOHN H JR	SC	5	DEM	I	\$181,500
14	JASPERS, KEITH A	MO	7	DEM	O	\$170,764
15	SCHENCKEN, JERRY	NE	2	REP	O	\$162,561
16	MURRAY, THOMAS JAMES	OH	5	DEM	O	\$154,065
17	CORGER, ROBERT D (BOB)	TN	8	DEM	O	\$152,468
18	SCHUER, JAMES H	NY	8	DEM	I	\$151,250
19	BAKER, C DAVID	CA	40	REP	O	\$149,521
20	PATTERSON, ELIZABETH JOHN	SC	4	DEM	I	\$146,500
21	MCILLEN, C THOMAS	MD	4	DEM	I	\$144,012
22	COX, CHRISTOPHER	CA	40	REP	O	\$134,370
23	KENNEDY, JOSEPH P II	MA	8	DEM	I	\$130,068
24	GRANDY, FREDERICK LAWRENC	LA	6	REP	I	\$126,271
25	PATTERSON, STEVEN ALAN	MS	4	DEM	O	\$109,617
26	ROHRBACHER, DANA T	CA	42	REP	O	\$106,680
27	REYES, JO ANN	TX	26	DEM	C	\$104,100
28	COHMIA, KAY E	TX	5	REP	C	\$102,000
29	LANDAU, DAVID EDWARD	PA	7	DEM	C	\$90,123
30	BOUGHTON, AMORY	NY	34	REP	I	\$87,256
* 31	TINER, STANLEY R	LA	4	DEM	O	\$84,288
32	BALLENGER, THOMAS CASS	NC	10	REP	I	\$84,000
33	ESHOO, ANNA G	CA	12	DEM	C	\$82,995
34	LAUGHLIN, GREGORY HAINES	TX	14	DEM	C	\$80,951
35	JACOBS, RICHARD L	TN	8	REP	O	\$80,066
* 36	FIELDS, PETE	IL	21	DEM	O	\$79,051
37	ALEXANDER, WILLIAM VOLLIE	AR	1	DEM	I	\$78,713
38	GRUENSTEIN, PETER	AK	0	DEM	C	\$76,370
39	OLIN, JAMES R	VA	6	DEM	I	\$75,776
40	CHEV, LILY	CA	30	DEM	C	\$73,839
41	GARRISON, JAMES A	CA	12	DEM	C	\$71,490
* 42	LEACH, CLAUDE "BUDDY"	LA	4	DEM	O	\$71,000
43	BIAGGI, MARIO	NY	19	DEM	I	\$70,000
44	CAMPBELL, THOMAS J	CA	12	REP	C	\$65,792
45	BILBRAY, JAMES H	NV	1	DEM	I	\$64,473
46	CRYTS, PHILLIP WAYNE	MO	8	DEM	C	\$63,478
47	WILLIAMS, LON R JR	TX	5	REP	C	\$60,548
* 48	CAMPBELL, FOSTER	LA	4	DEM	O	\$60,500
49	SMITH, ROBERT C	NH	1	REP	I	\$59,300
* 50	JONES, J MARSHALL JR	LA	4	DEM	O	\$59,000

*Candidate participated in a special election.

88080103961

1987-88

18-MONTH FIGURES

TOP 50 HOUSE INCUMBENTS - RECEIPTS

RANK	CANDIDATE	STATE	DISTRICT	PARTY	NET RECEIPTS
* 1	PELOSI, NANCY	CA	5	DEM	\$1,791,290
* 2	CLEMENT, ROBERT N (BOB)	TN	5	DEM	\$1,143,353
3	DIOGUARDI, JOSEPH J	NY	20	REP	\$1,043,898
4	KENNEDY, JOSEPH P II	MA	8	DEM	\$984,142
5	MATSUI, ROBERT T	CA	3	DEM	\$854,404
6	LEVINE, MEL	CA	27	DEM	\$792,015
7	COURTIER, JAMES A	NJ	12	REP	\$738,572
8	DORGAN, ROBERT KENNETH HO	CA	38	REP	\$724,375
+ 9	MCINMEN, BOB	OH	6	REP	\$687,914
10	DELLUMS, RONALD V	CA	8	DEM	\$680,265
11	BRYANT, JOHN WILEY	TX	5	DEM	\$668,040
12	ROSTENKOWSKI, DAN	IL	8	DEM	\$648,487
13	MICHEL, ROBERT H	IL	18	REP	\$624,177
14	CAKAR, MARY ROSE	OH	20	DEM	\$596,784
15	COELHO, ANTHONY LEE	CA	15	DEM	\$591,289
16	KOSTINAYER, PETER H	PA	8	DEM	\$590,543
* 17	PAYNE, LEWIS F JR	VA	5	DEM	\$566,473
18	KONWYU, ERNEST L	CA	12	REP	\$562,235
19	BENTLEY, HELEN DELICH	MD	2	REP	\$559,595
20	MCILLEN, C THOMAS	MD	4	DEM	\$542,796
21	GRAY, WILLIAM H III	PA	2	DEM	\$541,795
22	SOLARZ, STEPHEN J	NY	13	DEM	\$539,993
23	ALEXANDER, WILLIAM VOLLIE	AR	1	DEM	\$539,121
24	BARTLETT, STEVE	TX	3	REP	\$537,608
* 25	MCREERY, JAMES OTIS III	LA	4	REP	\$528,817
26	WRIGHT, JAMES C JR	TX	12	DEM	\$526,073
27	LAGOMARSINO, ROBERT	CA	19	REP	\$524,101
28	PRICE, DAVID E	NC	4	DEM	\$518,256
29	GIBBONS, SAM M	FL	7	DEM	\$508,845
30	FAZIO, VIC	CA	4	DEM	\$506,998
31	SCHUETTE, WILLIAM D	MI	10	REP	\$494,207
32	CHAPPELL, WILLIAM VENTROE	FL	4	DEM	\$490,152
33	FROST, MARTIN	TX	24	DEM	\$489,040
34	DOWNEY, THOMAS J	NY	2	DEM	\$486,579
35	PATTERSON, ELIZABETH JOHN	SC	4	DEM	\$483,140
36	BARTON, JOE CONGRESSMAN	TX	6	REP	\$480,599
37	JONTE, JAMES	IN	5	DEM	\$479,901
38	SLAUGHTER, LOUISE MCINTOS	NY	30	DEM	\$472,831
39	RANGEL, CHARLES B	NY	16	DEM	\$471,831
40	HERGER, WALTER WILLIAM (W	CA	2	REP	\$467,116
41	BERMAN, HOWARD L	CA	26	DEM	\$466,664
42	MORELLA, CONSTANCE A	MD	8	REP	\$463,706
43	DINGELL, JOHN D	MI	16	DEM	\$463,073
44	LELAND, GEORGE T "MICKEY"	TX	18	DEM	\$457,512
45	QUILLEN, JAMES HENRY	TN	1	REP	\$450,374
46	DORGAN, BYRON L	ND	0	DEM	\$450,349
47	RINALDO, MATTHEW J	NJ	7	REP	\$444,686
48	MARKEY, EDWARD JOHN	MA	7	DEM	\$434,393
49	GORDON, BART	TN	6	DEM	\$433,889
50	PARRIS, STANFORD E	VA	8	REP	\$432,657

*Candidate participated in a special election.

+Figures include activity from candidate's '88 Senate campaign, since candidate did not designate separate committees.

88080203962

18-MONTH FIGURES
TOP 50 HOUSE CHALLENGERS - RECEIPTS

RANK	CANDIDATE	STATE	DISTRICT	PARTY	NET RECEIPT
1	HART, GARY K	CA	19	DEM	\$693,717
2	CAMPBELL, THOMAS J	CA	12	REP	\$626,961
3	BEAN-JONES, LINDA MRS	ME	1	REP	\$600,140
4	SMITH, LACEY THOMAS	KY	1	DEM	\$542,798
5	ESHOO, ANNA G	CA	12	DEM	\$450,854
6	NORMAN, SANG R	CA	21	REP	\$390,759
7	POLLACK, LENA	MI	2	DEM	\$335,396
8	MERIEL, DENNIS	NY	20	DEM	\$333,592
9	WARD, THOMAS W	IN	3	DEM	\$331,986
10	GILMORE, THOMAS ODELL SR	NC	6	DEM	\$321,547
11	LOWEY, NITA M	NY	20	DEM	\$311,451
12	FETZER, TOM	NC	4	REP	\$281,800
13	CHEN, LILLY	CA	30	DEM	\$273,958
14	FISH, HAMILTON	NY	20	DEM	\$268,356
15	FRANCHOT, PETER	MD	8	DEM	\$249,672
16	GARRISON, JAMES A	CA	12	DEM	\$235,184
17	GRAY, LYONS	NC	5	REP	\$229,556
18	LAUGHLIN, GREGORY HAINES	TX	14	DEM	\$228,958
19	LINDQUIST, REESE MALCOLM	WA	1	DEM	\$225,247
20	CRITS, PHILLIP WAYNE	MO	8	DEM	\$204,719
21	SCOTT, WILLIAM THOMPSON "	KY	7	REP	\$204,451
22	HUTTER, JEFFREY VANCE	KY	3	DEM	\$195,246
23	JORDAN, HENRY SPEIR JR MD	SC	3	REP	\$195,030
24	GRUNSTEIN, PETER	AK	0	DEM	\$194,762
25	HONARD, EDWARD L	PA	8	REP	\$192,033
26	O'BRIEN, RICHARD S "BUCK"	MT	2	DEM	\$186,481
27	IRWIN, MITCH	MI	11	DEM	\$169,351
28	DENNIS, JOHN D	OR	5	DEM	\$166,642
29	SPOO, JAMES LEE	WV	2	DEM	\$161,636
30	REISMAN, EDWARD D	PA	15	DEM	\$160,326
31	FLYNN, MATTHEW J	WI	5	DEM	\$156,375
32	COKER, HAROLD L	TN	3	REP	\$151,736
33	WHITE, KNOX HAYNSWORTH	SC	4	REP	\$148,573
34	RAMIREZ, RALPH ROY	CA	30	REP	\$146,930
35	EZZARD, MARTHA M	CO	6	DEM	\$145,764
36	MORAITAKIS, NICHOLAS C	GA	4	DEM	\$142,640
37	JONES, BEN LEWIS	GA	4	DEM	\$140,581
38	STEPHENS, G DOUGLAS	IL	18	DEM	\$138,296
39	MARMILLION, VAL	CA	23	DEM	\$137,938
40	WILLIAMS, FAYE	LA	8	DEM	\$133,194
41	WOLF, J SCOTT	RI	1	DEM	\$133,131
42	SYDNES, STEVEN KRIS	ND	0	REP	\$131,239
43	DOO, LEIGH-WAI	HI	1	DEM	\$129,910
44	KESSLER, FREDERICK P	WI	5	DEM	\$129,339
45	WORLEY, DAVID JAMES	GA	6	DEM	\$128,897
46	MCKAY, GUNN	UT	1	DEM	\$128,420
47	MORGENTHAU, RUTH S	RI	2	DEM	\$127,979
48	REYES, JO ANN	TX	26	DEM	\$126,314
49	KOPETSKI, MICHAEL JOSEPH	OR	5	DEM	\$125,906
50	SANGWEISTER, GEORGE EDWAR	IL	4	DEM	\$125,260

88080203963

18-MONTH FIGURES
TOP 50 HOUSE OPEN SEAT - RECEIPTS

RANK	CANDIDATE	STATE	DISTRICT	PARTY	NET RECEIPTS	
#*	1	ESKIND, JANE G	TN	5	DEM	\$2,558,007
*	2	BREDESEN, PHILIP NORMAN	TN	5	DEM	\$1,883,729
*	3	COSTELLO, JERRY F	IL	21	DEM	\$728,249
*	4	COX, CHRISTOPHER	CA	40	REP	\$677,725
*	5	CAMPBELL, FOSTER	LA	4	DEM	\$597,829
*	6	ROSENBERG, NATHAN OWEN	CA	40	REP	\$578,115
*	7	NIEDERMEYER, CHRISTINE MA	CT	4	DEM	\$528,526
*	8	SCHENKEN, JERRY	NE	2	REP	\$510,315
*	9	BAKER, C DAVID	CA	40	REP	\$501,840
*	10	PARKER, PAUL MICHAEL "MIK	MS	4	DEM	\$482,393
*	11	WIEDER, HAZRIETT MARION	CA	42	REP	\$474,766
*	12	TANWER, JOHN S	TN	8	DEM	\$463,050
*	13	YACOBOSZI, WILLIAM JR	CA	40	REP	\$446,356
*	14	MORGAN, MICHAEL G	CT	4	DEM	\$417,600
*	15	BRITT, HARRY G	CA	5	DEM	\$416,259
*	16	AREY, LINDA LUGENLA	VA	5	REP	\$391,402
*	17	HOMGLAND, PETER	NE	2	DEM	\$373,926
*	18	GOSS, PORTER JOHNSTON	FL	13	REP	\$362,360
*	19	PAYNE, DONALD M	NJ	10	DEM	\$351,352
*	20	BECKER, JOHN T	CT	4	REP	\$343,432
*	21	JOHNSTON, HARRY A II	FL	14	DEM	\$341,376
*	22	GILLMOR, PAUL E	OH	5	REP	\$333,147
*	23	HOLCOMB, JAMES TERRY	TN	5	REP	\$322,479
*	24	POOLER, ROSEMARY S	NY	27	DEM	\$310,834
*	25	WATKINS, CLINTON WILSON	MS	4	DEM	\$284,213
*	26	ROHRBACHER, DANA T	CA	42	REP	\$280,680
*	27	HORN, STEPHEN	CA	42	REP	\$275,951
*	28	SMITH, LARKIN I	MS	5	REP	\$271,350
*	29	LUJAN, EDWARD L	NH	1	REP	\$269,129
*	30	MURRAY, THOMAS JAMES	OH	5	DEM	\$264,295
*	31	JASPERS, KEITH A	MO	7	DEM	\$261,460
*	32	NEAL, RICHARD E	MA	2	DEM	\$258,275
*	33	LITTLEFAIR, ANDREW JOHN	CA	42	REP	\$227,574
*	34	PIGOTT, JOE BRADLEY	MS	4	DEM	\$224,125
*	35	CONGER, ROBERT D (BOB)	TN	8	DEM	\$223,568
*	36	BAIN, TROY EVANS	LA	4	DEM	\$220,014
*	37	PAXON, L WILLIAM	NY	31	REP	\$208,429
*	38	BUDAGHER, JOHN A	NH	1	REP	\$205,273
*	39	POSHARD, GLENDAL W	IL	22	DEM	\$203,088
*	40	WELCH, PETER	VT	0	DEM	\$195,394
*	41	JONES, J MARSHALL JR	LA	4	DEM	\$191,039
*	42	MILNER, LARRY SHANNON	TX	13	REP	\$185,604
*	43	MORTON, MARGARET E	CT	4	DEM	\$180,264
*	44	AZZOLINA, JOSEPH	NJ	3	REP	\$178,416
*	45	MILDER, ALICE ROSE	NE	2	REP	\$171,573
*	46	ADAMS, KENNETH MAHLON	FL	14	REP	\$167,005
*	47	DAVIS, DONALD GLENN	CA	42	REP	\$166,153
*	48	PALLONE, FRANK JR	NJ	3	DEM	\$163,300
*	49	FLYNN, MATTHEW J	WI	5	DEM	\$156,375
*	50	GUEST, JAMES A	VT	0	DEM	\$151,642

*Candidate is participating in a special election.

#Total receipts are inflated due to conversion of a candidate loan to contributions.

88080?05964

18-MONTH FIGURES

TOP 50 HOUSE INCUMBENTS - DISBURSEMENTS

RANK	CANDIDATE	STATE	DISTRICT	PARTY	NET DISBURSE
					\$1,640,107
* 1	PELOSI, NANCY	CA	5	DEM	\$1,109,241
* 2	CLEMENT, ROBERT N (BOB)	TX	5	DEM	\$859,717
3	KENNEDY, JOSEPH P II	MA	8	DEM	\$758,139
+ 4	MCINWEN, BOB	OH	6	REP	\$695,459
5	DELLUMS, RONALD V	CA	8	DEM	\$682,874
6	CAKAR, MARY ROSE	OH	20	DEM	\$644,441
7	DORIAN, ROBERT KENNETH HO	CA	38	REP	\$620,169
8	WRIGHT, JAMES C JR	TX	12	DEM	\$574,672
9	BARTLETT, STEVE	TX	3	REP	\$563,422
* 10	PAYNE, LEWIS F JR	VA	5	DEM	\$557,611
11	KONNYU, ERNEST L	CA	12	REP	\$544,236
12	COLENO, ANTHONY LEE	CA	15	DEM	\$507,718
13	ALEXANDER, WILLIAM VOLLIE	AR	1	DEM	\$497,265
14	GRAY, WILLIAM H III	PA	2	DEM	\$495,225
15	HUBBARD, CARROLL JR	KY	1	DEM	\$478,041
* 16	MCCRERY, JAMES OTIS III	LA	4	REP	\$468,644
17	LELAND, GEORGE T "MICKEY"	TX	18	DEM	\$447,520
18	BIAGGI, MARIO	NY	19	DEM	\$418,993
19	DIUGUARDI, JOSEPH J	NY	20	REP	\$416,338
20	AUCOIN, LES	OR	1	DEM	\$413,468
21	TAUZIN, WILBERT JOSEPH II	LA	3	DEM	\$411,804
22	ERYANT, JOHN WILEY	TX	5	DEM	\$396,312
23	MICHEL, ROBERT H	IL	18	REP	\$383,432
24	COURTER, JAMES A	NJ	12	REP	\$380,145
25	LACOMARSINO, ROBERT	CA	19	REP	\$375,307
26	HEINGER, WALTER WILLIAM (W	CA	2	REP	\$364,867
27	GALLEGLY, ELTON	CA	21	REP	\$363,549
28	ROBINSON, TOMMY FRANKLIN	AR	2	DEM	\$361,170
* 29	SHAYS, CHRISTOPHER	CT	4	REP	\$353,135
30	PATTERSON, ELIZABETH JOHN	SC	4	DEM	\$348,885
31	RANGEL, CHARLES B	NY	16	DEM	\$347,064
32	BARTON, JOE CONGRESSMAN	TX	6	REP	\$344,723
33	FLORIO, JAMES JOSEPH	NJ	1	DEM	\$343,130
34	ESPY, ALPHONSO MICHAEL	MS	2	DEM	\$339,909
35	DORGAN, BYRON L	ND	0	DEM	\$339,586
36	GINGRICH, NEWTON LEROY	GA	6	REP	\$333,757
37	PRICE, DAVID E	NC	4	DEM	\$333,678
38	FIELDS, JACK MILTON JR	TX	8	REP	\$333,395
39	SWINDALL, PATRICK L	GA	4	REP	\$329,824
40	KOSTMAYER, PETER H	PA	8	DEM	\$328,920
41	SMITH, LAMAR	TX	21	REP	\$328,705
42	MCILLEN, C THOMAS	MD	4	DEM	\$328,529
43	SOLARZ, STEPHEN J	NY	13	DEM	\$327,295
44	ST GERMAIN, FERNAND J	RI	1	DEM	\$326,377
45	MATSUI, ROBERT T	CA	3	DEM	\$317,961
46	BENTLEY, HELEN DELICH	MD	2	REP	\$311,593
47	DYMALLY, MERVYN M	CA	31	DEM	\$309,779
48	WEBER, VIN	MN	2	REP	\$306,826
49	MAZZOLI, ROMANO L	KY	3	DEM	\$305,509
50	RITTER, DONALD L	PA	15	REP	

*Candidate participated in a special election.

+Figures include activity from candidate's '88 Senate campaign, since candidate did not designate separate committees.

88080:05965

18-MONTH FIGURES

TOP 50 HOUSE CHALLENGERS - DISBURSEMENTS

RANK	CANDIDATE	STATE	DISTRICT	PARTY	NET DISBURSE
1	CAMPBELL, THOMAS J	CA	12	REP	\$612,195
2	BEAN-JONES, LINDA MRS	ME	1	REP	\$595,226
3	SMITH, LACEY THOMAS	KY	1	DEM	\$474,698
4	NORMAN, SANG R	CA	21	REP	\$387,477
5	ESHOE, ANNA G	CA	12	DEM	\$339,542
6	HART, GARY K	CA	19	DEM	\$328,543
7	MENIEL, DENNIS	NY	20	DEM	\$308,396
8	GILMORE, THOMAS ODELL SR	NC	6	DEM	\$284,917
9	CHEN, LILY	CA	30	DEM	\$278,101
10	PETZER, TOM	NC	4	REP	\$272,544
11	GARRISON, JAMES A	CA	12	DEM	\$230,456
12	GRAY, LYONS	NC	5	REP	\$205,657
13	LOWEY, NITA M	NY	20	DEM	\$199,419
14	HUTTER, JEFFREY VANCE	KY	3	DEM	\$194,355
15	LAUGHELIN, GREGORY HAINES	TX	14	DEM	\$190,606
16	JORDAN, HENRY SPEIR JR MD	SC	3	REP	\$190,499
17	POLLACK, LENA	MI	2	DEM	\$182,836
18	HOWARD, EDWARD L	PA	8	REP	\$177,723
19	FISH, HAMILTON	NY	20	DEM	\$164,614
20	DENNIS, JOHN D	OR	5	DEM	\$163,290
21	LINDQUIST, REESE MALCOLM	WA	1	DEM	\$160,290
22	WARD, THOMAS W	IN	3	DEM	\$155,215
23	SPOO, JAMES LEE	NV	2	DEM	\$147,505
24	CRITS, PHILLIP WAYNE	MO	8	DEM	\$144,731
25	RAMIREZ, RALPH ROY	CA	30	REP	\$141,438
26	O'BRIEN, RICHARD S "BUCK"	MT	2	DEM	\$140,169
27	MORAITAKIS, NICROLAS C	GA	4	DEM	\$139,451
28	MARMILLION, VAL	CA	23	DEM	\$138,849
29	SCOTT, WILLIAM THOMPSON "	KY	7	REP	\$138,476
30	REISMAN, EDWARD D	PA	15	DEM	\$132,134
31	FRANCHOT, PETER	MD	8	DEM	\$131,548
32	DOO, LEIGH-WAI	HI	1	DEM	\$129,522
33	COKER, HAROLD L	TN	3	REP	\$121,570
34	IRWIN, MITCH	MI	11	DEM	\$119,955
35	POMEROY, JOHN PAUL JR	TX	14	DEM	\$119,857
36	JONES, BEN LEWIS	GA	4	DEM	\$118,479
37	HANEY, ANN J	WI	2	REP	\$116,045
38	SANGHEISTER, GEORGE EDWAR	IL	4	DEM	\$110,207
39	COHLMIA, KAY E	TX	5	REP	\$109,446
40	WHITE, KNOX HAYNSWORTH	SC	4	REP	\$102,455
41	KOPETSKI, MICHAEL JOSEPH	OR	5	DEM	\$101,987
42	LANDAU, DAVID EDWARD	PA	7	DEM	\$101,656
43	GRUENSTEIN, PETER	AK	0	DEM	\$100,976
44	RADCLIFFE, JOHN H	HI	1	DEM	\$100,851
45	WOLF, J SCOTT	RI	1	DEM	\$99,303
46	JONES, EMIL JR	IL	2	DEM	\$99,246
47	TUTTLE, LAURENCE ALLEN	OR	2	DEM	\$98,388
48	COLEMAN, JACK	MS	2	REP	\$96,912
49	STEPHENS, G DOUGLAS	IL	18	DEM	\$96,122
50	MCKAY, GUNN	UT	1	DEM	\$95,566

88080203966

1987-88

18-MONTH FIGURES

TOP 50 HOUSE OPEN SEAT - DISBURSEMENTS

RANK	CANDIDATE	STATE	DISTRICT	PARTY	NET DISBURSE
#* 1	ESKIND, JANE G	TN	5	DEM	\$2,558,003
* 2	BREDESEN, PHILIP NORMAN	TN	5	DEM	\$1,868,480
3	COX, CHRISTOPHER	CA	40	REP	\$662,483
* 4	CAMPBELL, FOSTER	LA	4	DEM	\$595,430
5	ROSENBERG, NATHAN OWEN	CA	40	REP	\$591,158
* 6	NIEDERMEIER, CHRISTINE MA	CT	4	DEM	\$533,498
* 7	COSTELLO, JERRY F	IL	21	DEM	\$523,204
8	SCHENCKEN, JERRY	NE	2	REP	\$504,650
9	BAKER, C DAVID	CA	40	REP	\$494,905
10	YACOBOSZI, WILLIAM JR	CA	40	REP	\$446,316
11	WIEDER, HARRIETT MARION	CA	42	REP	\$442,293
12	PARKER, PAUL MICHAEL "MIK"	MS	4	DEM	\$431,399
* 13	MORGAN, MICHAEL G	CT	4	DEM	\$417,600
* 14	BRITT, HARDY G	CA	5	DEM	\$415,476
* 15	AREY, LINDA LUGENIA	VA	5	REP	\$380,130
16	GILLMER, PAUL E	OH	5	REP	\$358,985
* 17	BECKER, JOHN T	CT	4	REP	\$343,431
18	HAGLAND, PETER	NE	2	DEM	\$340,181
19	PAYNE, DONALD M	NJ	10	DEM	\$325,372
* 20	HOLCOMB, JAMES TERRY	TN	5	REP	\$316,886
21	WATKINS, CLINTON WILSON	MS	4	DEM	\$284,213
22	HORN, STEPHEN	CA	42	REP	\$273,344
23	ROHRBACHER, DANA T	CA	42	REP	\$266,237
24	GOSS, PORTER JOHNSTON	FL	13	REP	\$260,853
25	LUJAN, EDWARD L	NM	1	REP	\$257,363
26	SMITH, LARKIN I	MS	5	REP	\$253,903
27	JASPERS, KEITH A	MD	7	DEM	\$231,621
28	PIGOTT, JOE BRADLEY	MS	4	DEM	\$223,977
* 29	BAIN, TROY EVANS	LA	4	DEM	\$214,425
30	MURRAY, THOMAS JAMES	OH	5	DEM	\$214,266
31	BUDAGHER, JOHN A	NM	1	REP	\$206,273
* 32	JONES, J MARSHALL JR	LA	4	DEM	\$191,038
33	LITTLEPAIR, ANDREW JOHN	CA	42	REP	\$189,792
34	POOLER, ROSEMARY S	NY	27	DEM	\$189,308
35	JOHNSTON, HARRY A II	FL	14	DEM	\$182,542
* 36	MORTON, MARGARET E	CT	4	DEM	\$176,912
37	MILNER, LARRY SHANNON	TX	13	REP	\$166,993
38	DAVIS, DONALD GLENN	CA	42	REP	\$165,847
39	MILDER, ALICE ROSE	NE	2	REP	\$153,884
40	TANNER, JOHN S	TN	8	DEM	\$151,768
41	ZORINSKY, CECILE	NE	2	DEM	\$145,573
42	LANTA, ROBERT E	OH	5	REP	\$137,891
43	UDALL, THOMAS STEWART	NM	1	DEM	\$132,437
44	MADRID, PATRICIA A	NM	1	DEM	\$129,191
45	PAKON, L WILLIAM	NY	31	REP	\$128,507
46	ADAMS, KENNETH MAHLON	FL	14	REP	\$119,956
47	SCHIFF, STEVEN H	NM	1	REP	\$118,329
48	PATTERSON, STEVEN ALAN	MS	4	DEM	\$117,203
* 49	AZZOLINA, JOSEPH	NJ	3	REP	\$117,054
* 50	LEACH, CLAUDE "BUDDY"	LA	4	DEM	\$113,539

*Candidate is participating in a special election.

#Total disbursements are inflated due to bookkeeping repayment of candidate loan which was converted to a contribution.

88080203967

1987-88

18-MONTH FIGURES

TOP 50 HOUSE INCUMBENTS - CONTRIBUTIONS FROM PAC'S
AND OTHER COMMITTEES

RANK	CANDIDATE	STATE	DISTRICT	PARTY	OTHER CITE'S
* 1	PELOSI, NANCY	CA	5	DEM	\$487,965
2	MICHEL, ROBERT H	IL	18	REP	\$423,040
3	MATSUI, ROBERT T	CA	3	DEM	\$367,396
4	DINGELL, JOHN D	MI	16	DEM	\$335,115
5	JONTZ, JAMES	IN	5	DEM	\$329,409
6	CAKAR, MARY ROSE	OH	20	DEM	\$325,278
* 7	CLEMENT, ROBERT N (BOB)	TN	5	DEM	\$311,750
8	QUILLEN, JAMES HENRY	TN	1	REP	\$311,650
9	GRAY, WILLIAM H III	PA	2	DEM	\$309,102
10	DORGAN, BYRON L	ND	0	DEM	\$298,796
11	ROSTENKOWSKI, DAN	IL	8	DEM	\$295,798
12	FLIPPO, ROBBIE GENE	AL	5	DEM	\$293,208
13	LELAND, GEORGE T "MICKEY"	TX	18	DEM	\$289,475
14	COELHO, ANTHONY LEE	CA	15	DEM	\$287,921
15	MCHILLEN, C THOMAS	MD	4	DEM	\$287,423
16	HUBBARD, CARROLL JR	KY	1	DEM	\$277,863
17	FAZIO, VIC	CA	4	DEM	\$277,683
18	FOLEY, THOMAS S	VA	5	DEM	\$277,566
19	DYSON, ROY CONGRESSMAN	MD	1	DEM	\$277,500
20	GIBBONS, SAM M	FL	7	DEM	\$274,989
21	PRICE, DAVID E	NC	4	DEM	\$270,314
22	RANGEL, CHARLES B	NY	16	DEM	\$270,225
23	RUSSO, MARTIN A	IL	3	DEM	\$267,291
24	BEKANT, JOHN WILEY	TX	5	DEM	\$266,207
25	KOSTMAYER, PETER H	PA	8	DEM	\$257,863
26	MURTHA, JOHN P	PA	12	DEM	\$255,065
27	ESPY, ALPHONSO MICHAEL	MS	2	DEM	\$252,140
28	STARK, FORTNEY HILLMAN JR	CA	9	DEM	\$246,378
29	ST GERMAIN, FERNAND J	RI	1	DEM	\$245,506
30	FLORIO, JAMES JOSEPH	NJ	1	DEM	\$241,487
31	OWENS, WAYNE	UT	2	DEM	\$240,545
32	DIQUARDI, JOSEPH J	NY	20	REP	\$237,425
33	FROST, MARTIN	TX	24	DEM	\$234,973
34	SINORSKI, GERRY	MN	6	DPL	\$233,003
35	ANTHONY, BERYL F JR	AR	4	DEM	\$231,237
36	NEAL, STEPHEN L	NC	5	DEM	\$228,350
37	SAWYER, THOMAS C	OH	14	DEM	\$222,405
38	SLAUGHTER, LOUISE MCINTOS	NY	30	DEM	\$216,250
39	DOWNEY, THOMAS J	NY	2	DEM	\$213,461
40	MCCLOSKEY, FRANK	IN	8	DEM	\$212,485
41	BLILEY, THOMAS JEROME JR	VA	3	REP	\$208,450
42	BOUCHER, FREDERICK CARLYL	VA	9	DEM	\$205,150
43	ALEXANDER, WILLIAM VOLLE	AR	1	DEM	\$204,139
44	HOCHBRUECKNER, GEORGE J	NY	1	DEM	\$203,321
45	PATTERSON, ELIZABETH JOHN	SC	4	DEM	\$203,769
46	ROE, ROBERT	NJ	8	DEM	\$200,475
47	LENT, NORMAN FREDERICK	NY	4	REP	\$198,654
48	WYDEN, RONALD LEE	OR	3	DEM	\$198,172
49	DERRICK, BUTLER C JR	SC	3	DEM	\$197,150
50	ANDREWS, MICHAEL ALLEN	TX	25	DEM	\$193,374

*Candidate participated in a special election.

880803968

1987-88

18-MONTH FIGURES

TOP 50 HOUSE CHALLENGERS - CONTRIBUTIONS FROM PAC'S
AND OTHER COMMITTEES

8 8 0 8 0 2 0 3 9 6 9

RANK	CANDIDATE	STATE	DISTRICT	PARTY	OTHER CITE'S
1	WARD, THOMAS W	IN	3	DEM	\$226,582
2	HART, GARY K	CA	19	DEM	\$224,070
3	ESHOO, ANNA G	CA	12	DEM	\$151,975
4	GILMORE, THOMAS ODELL SR	NC	6	DEM	\$146,379
5	FRANCHOT, PETER	MD	8	DEM	\$124,811
6	CRITS, PHILLIP WAYNE	MO	8	DEM	\$108,304
7	HUTTER, JEFFREY VANCE	KY	3	DEM	\$91,475
8	MCKAY, GURN	UT	1	DEM	\$91,350
9	LINDQUIST, REESE MALCOLM	WA	1	DEM	\$84,079
10	O'BRIEN, RICHARD S "BUCK"	MT	2	DEM	\$83,654
11	POLLACK, LENA	MI	2	DEM	\$80,883
12	TABOR, ERIC JON	IA	2	DEM	\$69,000
13	WORLEY, DAVID JAMES	GA	6	DEM	\$68,250
14	LAUGHLIN, GREGORY HAINES	TX	14	DEM	\$62,749
15	KOPITSKI, MICHAEL JOSEPH	OR	5	DEM	\$61,793
16	SPOO, JAMES LEE	NV	2	DEM	\$61,550
17	JONES, SEN LEWIS	GA	4	DEM	\$53,420
18	TUTTLE, LAURENCE ALLEN	OK	2	DEM	\$52,600
19	SANGHEISTER, GEORGE EDWAR	IL	4	DEM	\$49,369
20	WILHELM, DAVID C	OH	10	DEM	\$44,992
21	STEPHENS, G DOUGLAS	IL	18	DEM	\$43,850
22	HUGHES, DOUGLAS R	MO	6	DEM	\$39,175
23	FEIGENBAUM, BOB	MO	2	DEM	\$37,449
24	JONES, EMIL JR	IL	2	DEM	\$34,900
25	IRWIN, MITCH	MI	11	DEM	\$33,234
26	KEEFE, JOSEPH P	NH	1	DEM	\$32,284
27	CAMPBELL, THOMAS J	CA	12	REP	\$32,049
28	FREUND, GENE	LA	5	DEM	\$31,725
29	REIMAN, EDWARD D	PA	15	DEM	\$29,800
30	BRICKLEY, DAVID GUY	VA	8	DEM	\$25,900
31	O'DONOVAN, JEROME X	NY	14	DEM	\$25,472
32	O'BRIEN, DAVID ALFRED	IA	6	DEM	\$25,400
33	EZZARD, MARTHA M	CO	6	DEM	\$25,258
34	WILLIAMS, FAYE	LA	8	DEM	\$23,583
35	GRUENSTEIN, PETER	AK	0	DEM	\$22,784
36	RADCLIFFE, JOHN H	HI	1	DEM	\$22,450
37	GIVENS, JEANNE	ID	1	DEM	\$20,800
38	ACLE, LUIS JR	CA	44	REP	\$20,639
39	FETZER, TOM	NC	4	REP	\$19,250
40	HANEY, ANN J	WI	2	REP	\$18,582
41	REYES, JO ANN	TX	26	DEM	\$18,000
42	RAMIREZ, RALPH ROY	CA	30	REP	\$17,010
43	MEYER, WAYNE R	CA	2	DEM	\$16,600
44	LANDAU, DAVID EDWARD	PA	7	DEM	\$15,675
45	WATERFILL, MARK RICHARD	IN	7	DEM	\$15,350
46	WILLIAMS, PATRICIA LEE	IN	5	REP	\$14,950
47	JORDAN, HENRY SPEIR JR MD	SC	3	REP	\$14,342
48	TYSON, JOHN M JR	AL	1	DEM	\$14,000
49	GRAY, LYONS	NC	5	REP	\$13,996
50	KESSLER, FREDERICK P	WI	5	DEM	\$12,990

1987-88

18-MONTH FIGURES

TOP 50 HOUSE OPEN SEAT - CONTRIBUTIONS FROM PAC'S
AND OTHER COMMITTEES

RANK	CANDIDATE	STATE	DISTRICT	PARTY	OTHER CTTE'S
* 1	NIEDERMEIER, CHRISTINE MA	CT	4	DEM	\$163,244
* 2	AREY, LINDA LUGENIA	VA	5	REP	\$160,064
* 3	CAMPBELL, POSTER	LA	4	DEM	\$159,500
4	POOLER, ROSEMARY S	NY	27	DEM	\$132,047
5	GILLMOR, PAUL E	OH	5	REP	\$122,425
* 6	COSTELLO, JERRY F	IL	21	DEM	\$121,375
7	HOAGLAND, PETER	NE	2	DEM	\$102,831
* 8	FALLONE, FRANK JR	NJ	3	DEM	\$99,550
9	POSHARD, GLENDA W	IL	22	DEM	\$94,113
10	PAYNE, DONALD M	NJ	10	DEM	\$91,725
11	PARKER, PAUL MICHAEL "MIK	MS	4	DEM	\$83,150
12	PIGOTT, JOE BRADLEY	MS	4	DEM	\$79,636
13	TAMMER, JOHN S	TN	8	DEM	\$77,456
14	WIEDER, HARRIETT MARION	CA	42	REP	\$59,905
15	PAKOW, L WILLIAM	NY	31	REP	\$59,329
16	JOHNSTON, HARRY A II	FL	14	DEM	\$56,750
* 17	BOLCOMB, JAMES TERRY	TN	5	REP	\$51,550
18	KORABACHER, DANA T	CA	42	REP	\$48,733
19	MCDERMOTT, JAMES ADELBERT	WA	7	DEM	\$47,255
20	WILKEN, DOROTHY H	FL	14	DEM	\$47,050
21	SMARTS, DAVID J	NY	31	DEM	\$46,761
22	SARFALIUS, WILLIAM CLAREN	TX	13	DEM	\$46,600
23	COX, CHRISTOPHER	CA	40	REP	\$44,277
24	JASPERS, KEITH A	MO	7	DEM	\$40,025
25	NEAL, RICHARD E	MA	2	DEM	\$39,700
26	MILDER, ALICE ROSE	NE	2	REP	\$37,558
27	UNSOELD, JOLENE	WA	3	DEM	\$34,390
28	BAKER, C DAVID	CA	40	REP	\$31,976
* 29	MERTON, MARGARET E	CT	4	DEM	\$31,100
30	MILNER, LARRY SHANNON	TX	13	REP	\$30,050
31	ROSENBERG, NATHAN OWEN	CA	40	REP	\$29,860
* 32	BRITT, HARRY G	CA	5	DEM	\$28,835
33	SMITH, LARKIN I	MS	5	REP	\$27,400
34	LUJAN, EDWARD L	NM	1	REP	\$25,300
35	SCHENKEN, JERRY	NE	2	REP	\$24,799
36	LATTA, ROBERT E	OH	5	REP	\$22,463
37	MADRID, PATRICIA A	NM	1	DEM	\$22,380
38	MILLS, JON L	FL	6	DEM	\$20,250
39	SMITH, PETER PLYMPTON	VT	0	REP	\$19,100
40	MCKIBBIN, JOHN SIMPSON	WA	3	DEM	\$18,288
41	KRAMER, STEVEN P	NM	1	DEM	\$17,500
42	ZORINSKY, CECILE	NE	2	DEM	\$17,400
43	TAYLOR, GARY EUGENE (GENE	MS	5	DEM	\$17,000
44	UDALL, THOMAS STEWART	NM	1	DEM	\$16,800
45	NODLER, GARY	MO	7	REP	\$16,750
46	RIDDER, RUTHE	WA	7	DEM	\$16,415
47	GOSS, PORTER JOHNSTON	FL	13	REP	\$15,580
48	POIRIER, PAUL N	VT	0	DEM	\$15,570
49	SMITH, DENNIS W	MO	7	REP	\$15,150
50	KESSLER, FREDERICK P	WI	5	DEM	\$12,990

*Candidate is participating in a special election.

38080203970

18-MONTH FIGURES

TOP 50 HOUSE INCUMBENTS - CONTRIBUTIONS FROM INDIVIDUALS

RANK	CANDIDATE	STATE	DISTRICT	PARTY	INDIV CONTRIB
* 1	PELOSI, NANCY	CA	5	DEM	\$947,721
2	KENNEDY, JOSEPH P II	MA	8	DEM	\$779,774
3	DIOGUARDI, JOSEPH J	NY	20	REP	\$777,398
4	DORNAN, ROBERT KENNETH HO	CA	38	REP	\$653,855
5	COURTNER, JAMES A	NJ	12	REP	\$627,082
* 6	CLEMENT, ROBERT N (BOB)	TN	5	DEM	\$605,414
+ 7	MCENEN, BOB	OH	6	REP	\$585,288
8	LEVINE, MEL	CA	27	DEM	\$562,331
9	DELLUMS, RONALD V	CA	8	DEM	\$468,236
10	SOLARZ, STEPHEN J	NY	13	DEM	\$434,469
11	MATSUI, ROBERT T	CA	3	DEM	\$423,402
12	MARKEY, EDWARD JOHN	MA	7	DEM	\$411,569
13	LAGOMARSINO, ROBERT	CA	19	REP	\$383,493
14	BENTLEY, HELEN DELICH	MD	2	REP	\$357,602
15	KONNYU, ERNEST L	CA	12	REP	\$349,122
16	BARTLETT, STEVE	TX	3	REP	\$343,983
17	KOSTMAYER, PETER H	PA	8	DEM	\$328,125
18	BOUGHTON, AMORY	NY	34	REP	\$324,248
* 19	MCCREERY, JAMES OTIS III	LA	4	REP	\$320,602
20	ROSTENKOWSKI, DAN	IL	8	DEM	\$319,580
21	SCHUETTE, WILLIAM D	MI	10	REP	\$302,871
22	ATKINS, CHESTER GREENOUGH	MA	5	DEM	\$301,794
23	BARTON, JOE CONGRESSMAN	TX	6	REP	\$298,683
24	ROBINSON, TOMMY FRANKLIN	AR	2	DEM	\$296,345
25	PARRIS, STANFORD E	VA	8	REP	\$292,671
26	SMITH, LAMAR	TX	21	REP	\$292,596
27	GREEN, BILL	NY	15	REP	\$288,797
28	HERGER, WALTER WILLIAM (W	CA	2	REP	\$287,496
29	CHAPPELL, WILLIAM VENROE	FL	4	DEM	\$282,596
30	PURSELL, CARL D	MI	2	REP	\$281,526
31	GEJDEKSON, SAMUEL	CT	2	DEM	\$281,074
32	COELHO, ANTHONY LEE	CA	15	DEM	\$280,282
33	WRIGHT, JAMES C JR	TX	12	DEM	\$279,111
34	BERMAN, HOWARD L	CA	26	DEM	\$278,893
35	RITTER, DONALD L	PA	15	REP	\$277,179
36	MORELLA, CONSTANCE A	MD	8	REP	\$262,679
37	GINGRICH, NEWTON LEROY	GA	6	REP	\$261,731
* 38	SHAYS, CHRISTOPHER	CT	4	REP	\$260,312
39	CRANE, PHILIP MILLER	IL	12	REP	\$256,278
40	MILLER, JOHN	WA	1	REP	\$251,314
41	ALEXANDER, WILLIAM VOLLIE	AR	1	DEM	\$248,016
42	WOLF, FRANK R	VA	10	REP	\$243,478
43	GALLEGLY, ELTON	CA	21	REP	\$242,948
44	PRICE, DAVID E	NC	4	DEM	\$237,720
45	ARMY, RICHARD K	TX	26	REP	\$237,718
46	BRYANT, JOHN WILEY	TX	5	DEM	\$237,474
47	SLAUGHTER, LOUISE MCINTOS	NY	30	DEM	\$236,619
48	GALLO, DEAN A	NJ	11	REP	\$236,357
49	SHUSTER, BUD	PA	9	REP	\$236,180
50	FROST, MARTIN	TX	24	DEM	\$234,699

*Candidate participated in a special election.

+Figures include activity from candidate's '88 Senate campaign, since candidate did not designate separate committees.

1987-88

18-MONTH FIGURES

TOP 50 HOUSE CHALLENGERS - CONTRIBUTIONS FROM INDIVIDUALS

88080203972

RANK	CANDIDATE	STATE	DISTRICT	PARTY	INDIV CONTRIB
1	CAMPBELL, THOMAS J	CA	12	REP	\$578,386
2	HART, GARY K	CA	19	DEM	\$459,308
3	FISH, HAMILTON	NY	20	DEM	\$265,110
4	PETZER, TOM	NC	4	REP	\$258,558
5	CHEN, LILY	CA	30	DEM	\$254,144
6	POLLACK, LENA	MI	2	DEM	\$247,214
7	ESHOO, ANNA G	CA	12	DEM	\$235,891
8	LOWMY, NITA M	NY	20	DEM	\$223,216
9	GARRISON, JAMES A	CA	12	DEM	\$202,096
10	SCOTT, WILLIAM THOMPSON "	KY	7	REP	\$195,595
11	GRAY, LYONS	NC	5	REP	\$178,062
12	JORDAN, HENRY SPEER JR MD	SC	3	REP	\$151,788
13	LAUGHLIN, GREGORY BAINES	TX	14	DEM	\$144,380
14	KORHAN, SANG R	CA	21	REP	\$142,895
15	WHITE, KNOX HAYNSWORTH	SC	4	REP	\$139,504
16	HOWARD, EDWARD L	PA	8	REP	\$133,889
17	IRWIN, MITCH	MI	11	DEM	\$132,776
18	LINDQUIST, REESE MALCOLM	WA	1	DEM	\$131,598
19	MORANTAKIS, NICHOLAS C	GA	4	DEM	\$131,403
20	WOLF, J SCOTT	RI	1	DEM	\$127,486
21	GILMORE, THOMAS ODELL SR	NC	6	DEM	\$125,281
22	FRANCHOT, PETER	MO	8	DEM	\$123,934
23	COKER, HAROLD L	TN	3	REP	\$118,969
24	PERCE, MICHAEL RICHARD	IN	2	REP	\$111,096
25	EZZARD, MARTHA M	CO	6	DEM	\$110,506
26	REITMAN, EDWARD D	PA	15	DEM	\$106,922
27	SYDNES, STEVEN KRIS	ND	0	REP	\$106,919
28	FLINN, MATTHEW J	WI	5	DEM	\$98,359
29	BEAN-JONES, LINDA MRS	ME	1	REP	\$97,459
30	WILLIAMS, FAYE	LA	8	DEM	\$97,451
31	SPOO, JAMES LEE	NV	2	DEM	\$97,436
32	MARMILLION, VAL	CA	23	DEM	\$95,525
33	GRUNSTEIN, PETER	AK	0	DEM	\$94,690
34	HUTTER, JEFFREY VANCE	KY	3	DEM	\$92,737
35	CRUTS, PHILLIP WAYNE	MO	8	DEM	\$92,073
36	LANDAU, DAVID EDWARD	PA	7	DEM	\$92,016
37	DOO, LEIGH-WAI	HI	1	DEM	\$92,014
38	MORGENTHAU, RUTH S	RI	2	DEM	\$90,420
39	MEHIEL, DENNIS	NY	20	DEM	\$89,371
40	SMITH, LACEY THOMAS	KY	1	DEM	\$89,313
41	BISSELL, KEITH	TN	3	DEM	\$89,372
42	HANEY, ANN J	WI	2	REP	\$89,148
43	LEVENTIS, JAMES C	SC	2	DEM	\$88,611
44	JONES, BEN LEWIS	GA	4	DEM	\$84,308
45	WARD, THOMAS W	IN	3	DEM	\$84,278
46	BITTERMAN, MARY GAYLE POL	HI	1	DEM	\$83,815
47	ROSSELLO, PEDRO J	PR	0	IND	\$81,348
48	DENNIS, JOHN D	OR	5	DEM	\$80,577
49	HOLMES, JOHN A JR	RI	1	REP	\$79,739
50	KESSLER, FREDERICK P	WI	5	DEM	\$78,396

18-MONTH FIGURES

TOP 50 HOUSE OPEN SEAT - CONTRIBUTIONS FROM INDIVIDUALS

RANK	CANDIDATE	STATE	DISTRICT	PARTY	INDIV CONTRIB
1	ROSENBERG, NATHAN OWEN	CA	40	REP	\$536,045
2	COX, CHRISTOPHER	CA	40	REP	\$526,163
3	BAKER, C DAVID	CA	40	REP	\$455,978
* 4	COSTELLO, JERRY F	IL	21	DEM	\$434,575
5	TANNER, JOHN S	TN	8	DEM	\$380,751
* 6	BRITT, HARRY G	CA	5	DEM	\$366,973
7	WIEDER, HARRIETT MARION	CA	42	REP	\$365,343
8	SCHENKEN, JERRY	NE	2	REP	\$349,829
* 9	CAMPBELL, FOSTER	LA	4	DEM	\$297,515
10	GOSS, PORTER JOHNSTON	FL	13	REP	\$296,604
* 11	NIEDERMEIER, CHRISTINE MA	CT	4	DEM	\$283,022
12	JOHNSTON, HARRY A II	FL	14	DEM	\$272,523
13	HORN, STEPHEN	CA	42	REP	\$240,121
* 14	HOLCOMB, JAMES TERRY	TN	5	REP	\$238,343
15	LUJAN, EDWARD L	NH	1	REP	\$217,814
16	LITTLEFAIR, ANDREW JOHN	CA	42	REP	\$200,961
17	SMITH, LARKIN I	MS	5	REP	\$194,834
18	ROHRBACHER, DANA T	CA	42	REP	\$186,891
19	POOLER, ROSEMARY S	NY	27	DEM	\$172,035
20	GILLMOR, PAUL E	OH	5	REP	\$170,474
* 21	AREY, LINDA LUGENIA	VA	5	REP	\$154,551
22	PAYNE, DONALD M	NJ	10	DEM	\$154,090
23	WELCH, PETER	VT	0	DEM	\$149,388
24	MILNER, LARRY SHANNON	TX	13	REP	\$144,995
25	PAKON, L WILLIAM	NY	31	REP	\$140,145
* 26	AZZOLINA, JOSEPH	NJ	3	REP	\$138,721
* 27	MORTON, MARGARET E	CT	4	DEM	\$134,890
28	MILDER, ALICE ROSE	NE	2	REP	\$133,547
29	ADAMS, KENNETH MAHLON	FL	14	REP	\$131,690
30	GUEST, JAMES A	VT	0	DEM	\$129,204
31	SMITH, PETER PLYMPTON	VT	0	REP	\$119,380
32	ZORINSKY, CECILE	NE	2	DEM	\$115,858
33	LATTA, ROBERT E	OH	5	REP	\$114,166
34	NEAL, RICHARD E	MA	2	DEM	\$108,046
35	PARKER, PAUL MICHAEL "MIK"	MS	4	DEM	\$106,709
36	SCHIFF, STEVEN H	NM	1	REP	\$105,858
37	POSHARD, GLENDAL W	IL	22	DEM	\$105,438
38	DOUGLAS, CHARLES G III	NH	2	REP	\$103,392
39	SMITH, DENNIS W	MO	7	REP	\$102,141
40	HALL, GEORGE ROBERT	MS	5	REP	\$100,095
41	RICE, NORMAN B	WA	7	DEM	\$99,292
42	FLYNN, MATTHEW J	WI	5	DEM	\$98,359
* 43	MAHER, BILL	CA	5	DEM	\$97,326
44	HASIOTIS, GEORGE F	NY	31	DEM	\$93,072
45	RIDDER, RUTHE	WA	7	DEM	\$91,594
46	TAMPOSI, BETTY	NH	2	REP	\$90,950
47	HANCOCK, MELTON D "MEL"	MO	7	REP	\$90,316
* 48	TINER, STANLEY R	LA	4	DEM	\$89,375
49	HOGGLAND, PETER	NE	2	DEM	\$89,362
50	PIGOTT, JOE BRADLEY	MS	4	DEM	\$88,304

*Candidate is participating in a special election.

88080?03973

1987-88

18-MONTH FIGURES

TOP 50 HOUSE INCUMBENTS - CASH-ON-HAND

RANK	CANDIDATE	STATE	DISTRICT	PARTY	CASH ON HAND
1	DREIER, DAVID T	CA	33	REP	\$1,148,734
2	SOLARZ, STEPHEN J	NY	13	DEM	\$1,024,168
3	ROSTENKOWSKI, DAN	IL	8	DEM	\$1,010,767
4	MATSUI, ROBERT T	CA	3	DEM	\$904,489
5	LEVINE, MEL	CA	27	DEM	\$836,361
6	RINALDO, MATTHEW J	NJ	7	REP	\$786,272
7	FLIPPO, RONNIE GENE	AL	5	DEM	\$770,494
8	HOPKINS, LARRY JONES	KY	6	REP	\$725,961
9	DIODUARDI, JOSEPH J	NY	20	REP	\$641,553
10	QUILLEN, JAMES HERRY	TN	1	REP	\$632,227
11	FASCELL, DANTE B	FL	19	DEM	\$617,354
12	GIBSON, SAM M	FL	7	DEM	\$616,948
13	MOORHEAD, CARLOS JOHN	CA	22	REP	\$597,568
14	FOLLEY, THOMAS S	WA	5	DEM	\$568,035
15	SCHUMER, CHARLES E	NY	10	DEM	\$543,635
16	BROOKFIELD, WILLIAM S	MI	18	REP	\$539,676
17	JENKINS, EDGAR L	GA	9	DEM	\$539,216
18	ARCHER, WILLIAM R JR	TX	7	REP	\$528,963
19	BEVILL, TOM	AL	4	DEM	\$521,620
20	FAZIO, VIC	CA	4	DEM	\$506,998
21	BARNARD, DEWIE DOUGLAS JR	GA	10	DEM	\$506,594
22	LEVY, NORMAN FREDERICK	NY	4	REP	\$501,725
23	TORRICELLI, ROBERT G	NJ	9	DEM	\$482,494
24	COURTER, JAMES A	NJ	12	REP	\$478,933
25	DICKINSON, WILLIAM LOUIS	AL	2	REP	\$478,135
26	ST GERMAIN, FERNAND J	RI	1	DEM	\$467,630
27	ROE, ROBERT	NJ	8	DEM	\$464,963
28	DONNELLY, BRIAN J	MA	11	DEM	\$459,280
29	DONNEY, THOMAS J	NY	2	DEM	\$454,530
30	MARKEY, EDWARD JOHN	MA	7	DEM	\$448,295
31	CHAPPELL, WILLIAM VENNOR	FL	4	DEM	\$445,416
32	LEATH, JAMES MARVIN	TX	11	DEM	\$444,194
33	MCDADE, JOSEPH M	PA	10	REP	\$436,837
34	NICHOLS, BILL	AL	3	DEM	\$434,271
35	ANTHONY, BERYL F JR	AR	4	DEM	\$431,876
36	LAGOMARSINO, ROBERT	CA	19	REP	\$416,445
37	MILLER, GEORGE	CA	7	DEM	\$414,000
38	LANTOS, THOMAS P	CA	11	DEM	\$413,885
39	BROOKS, JACK	TX	9	DEM	\$411,363
40	BARTLETT, STEVE	TX	3	REP	\$401,342
41	LAFALCE, JOHN J	NY	32	DEM	\$395,496
42	WHITTAKER, ROBERT R "BOB"	KS	5	REP	\$393,806
43	PARRIS, STANFORD E	VA	8	REP	\$391,427
44	ANDREWS, MICHAEL ALLEN	TX	25	DEM	\$389,895
45	MADIGAN, EDWARD R	IL	15	REP	\$382,335
46	RANGEL, CHARLES B	NY	16	DEM	\$381,132
47	LUKEN, THOMAS A	OH	1	DEM	\$372,385
48	YOUNG, C W BILL	FL	8	REP	\$369,503
49	RAHALL, NICK J II M C	WV	4	DEM	\$366,506
50	HEFNER, W G (BILL)	NC	8	DEM	\$363,921

88080:03974

1987-88

18-MONTH FIGURES

TOP 50 HOUSE CHALLENGERS - CASH-ON-HAND

RANK	CANDIDATE	STATE	DISTRICT	PARTY	CASH ON HAND
1	HART, GARY K	CA	19	DEM	\$365,175
2	WARD, THOMAS W	IN	3	DEM	\$177,524
3	POLLACK, LENA	MI	2	DEM	\$152,558
4	FRANCHOT, PETER	MD	8	DEM	\$118,123
5	LOWEY, NITA M	NY	20	DEM	\$112,031
6	ESHOO, ANNA G	CA	12	DEM	\$111,312
7	REYES, JO ANN	TX	26	DEM	\$104,642
8	PISH, HAMILTON	NY	20	DEM	\$103,741
9	GRUENSTEIN, PETER	AK	0	DEM	\$93,785
10	FLYNN, MATTHEW J	WI	5	DEM	\$84,124
11	KESSLER, FREDERICK P	WI	5	DEM	\$76,333
12	O'DONOVAN, JEROME X	NY	14	DEM	\$75,980
13	LENDQUIST, REESE MALCOLM	WA	1	DEM	\$70,343
14	WORLDY, DAVID JAMES	GA	6	DEM	\$68,778
15	SMITH, LACEY THOMAS	KY	1	DEM	\$68,098
16	BRICKLEY, DAVID GUY	VA	8	DEM	\$67,358
17	SCOTT, WILLIAM THOMPSON	KY	7	REP	\$65,974
18	TABOR, ERIC JON	IA	2	DEM	\$63,414
19	CRITS, PHILLIP WAYNE	MO	8	DEM	\$60,669
20	MORGENTHAU, RUTH S	RI	2	DEM	\$59,674
21	CHABOT, STEVEN J	OH	1	REP	\$55,406
22	MORGAN, SETH C	NY	1	CRV	\$54,759
23	EZZARD, MARETHA M	CO	6	DEM	\$52,880
24	WILLIAMS, FAYE	LA	8	DEM	\$50,411
25	BITTERMAN, MARY GAYLE FOL	HI	1	DEM	\$49,928
26	IRWIN, MITCH	MI	11	DEM	\$49,396
27	LEVENTIS, JAMES C	SC	2	DEM	\$47,015
28	O'BRIEN, RICHARD S "BUCK"	MT	2	DEM	\$46,762
29	WHITE, KNOX HAYNSWORTH	SC	4	REP	\$46,117
30	BRYAN, JON LANCE	MA	10	REP	\$45,361
31	HAWKINS, ALFRED G	OH	9	REP	\$44,077
32	STEPHENS, G DOUGLAS	IL	18	DEM	\$42,173
33	SYDNESS, STEVEN KRIS	ND	0	REP	\$39,656
34	KEEFE, JOSEPH F	NH	1	DEM	\$39,429
35	LAUGHLIN, GREGORY HAINES	TX	14	DEM	\$38,939
36	HOUSE, CHARLES M	CA	34	REP	\$37,193
37	PENCE, MICHAEL RICHARD	IN	2	REP	\$37,007
38	VOLK, DAVID	SD	0	REP	\$36,687
39	GILMORE, THOMAS ODELL SR	NC	6	DEM	\$34,810
40	GELPT, MICHAEL A	OH	12	IND	\$34,133
41	YUDELSON, JERRY M	CA	38	DEM	\$33,802
42	WOLF, J SCOTT	RI	1	DEM	\$33,329
43	MCKAY, GUNN	UT	1	DEM	\$32,753
44	WRIGHTLEY, RONALD KEITH	RI	1	REP	\$32,204
45	LEVITT, JOHN	NY	15	DEM	\$31,978
46	MCDONALD, STAN	AL	5	REP	\$30,365
47	COKER, HAROLD L	TN	3	REP	\$30,166
48	GRAY, LYONS	NC	5	REP	\$29,256
49	BOUCHARD, JOHN D	NY	30	REP	\$29,035
50	REITERMAN, EDWARD D	PA	15	DEM	\$28,192

88080203975

1987-88

18-MONTH FIGURES

TOP 50 HOUSE OPEN SEAT - CASH-ON-HAND

RANK	CANDIDATE	STATE	DISTRICT	PARTY	CASH ON HAND
1	TANNER, JOHN S	TN	8	DEM	\$311,282
* 2	COSTELLO, JERRY F	IL	21	DEM	\$205,044
3	CONGER, ROBERT D (BOB)	TN	8	DEM	\$188,213
4	JOHNSTON, HARRY A II	FL	14	DEM	\$158,833
5	NEAL, RICHARD E	MA	2	DEM	\$146,991
6	POOLER, ROSEMARY S	NY	27	DEM	\$123,550
* 7	PALLONE, FRANK JR	NJ	3	DEM	\$109,644
8	POSHARD, GLENDAL W	IL	22	DEM	\$104,817
9	GOSS, PORTER JOHNSTON	FL	13	REP	\$101,506
10	WELCH, PETER	VT	0	DEM	\$85,727
11	FLINN, MATTHEW J	WI	5	DEM	\$84,124
12	DOUGLAS, CHARLES G III	NH	2	REP	\$82,976
13	PANON, L WILLIAM	NY	31	REP	\$79,919
14	MCDERMOTT, JAMES ADELBERT	WA	7	DEM	\$79,595
15	KESSLER, FREDERICK P	WI	5	DEM	\$76,333
16	SMARTS, DAVID J	NY	31	DEM	\$68,387
17	HILLS, JON L	FL	6	DEM	\$65,914
18	DORCHESS, JAMES W	NH	2	DEM	\$65,155
19	JACOBS, RICHARD L	TN	8	REP	\$55,419
20	MURRAY, THOMAS JAMES	OH	5	DEM	\$54,771
21	HASIOTIS, GEORGE F	NY	31	DEM	\$52,437
22	PARKER, PAUL MICHAEL "MIK"	MS	4	DEM	\$50,993
* 23	AZZOLINA, JOSEPH	NJ	3	REP	\$47,549
24	ADAMS, KENNETH MAHLON	FL	14	REP	\$47,049
25	UNSOELD, JOLENE	WA	3	DEM	\$44,503
26	GUEST, JAMES A	VT	0	DEM	\$43,244
27	WILKEN, DOROTHY H	FL	14	DEM	\$41,615
28	STEARNS, CLIFFORD B	FL	6	REP	\$38,938
29	HONGLAND, PETER	NE	2	DEM	\$33,688
30	WIENER, HARRIETT MARION	CA	42	REP	\$32,472
31	SMITH, PETER PLYMPTON	VT	0	REP	\$31,054
32	SCHIFF, STEVEN H	NM	1	REP	\$29,577
33	JASPERS, KEITH A	MO	7	DEM	\$29,839
* 34	GAFFNER, ROBERT H	IL	21	REP	\$27,316
35	SMITH, DENNIS W	MO	7	REP	\$27,017
36	PAYNE, DONALD M	NJ	10	DEM	\$25,421
37	WODLER, GARY	MO	7	REP	\$22,796
38	CONWAY, JACK T	FL	13	DEM	\$18,945
39	MILNER, LARRY SHANNON	TX	13	REP	\$18,611
40	TAMPOSTI, BETTY	NH	2	REP	\$18,490
41	RIDDER, RUTHE	WA	7	DEM	\$18,214
42	MILDER, ALICE ROSE	NE	2	REP	\$17,688
43	SMITH, LARKIN I	MS	5	REP	\$17,447
44	DEE, CHARLES T JR	WI	5	DEM	\$17,404
45	HANCOCK, MELTON D "MEL"	MO	7	REP	\$16,999
46	MCKIBBIN, JOHN SIMPSON	WA	3	DEM	\$16,923
47	POIRIER, PAUL N	VT	0	DEM	\$16,792
48	UDALL, THOMAS STEWART	NM	1	DEM	\$16,694
49	BOWMAN, STEPHEN SANSFIELD	NY	27	DEM	\$16,376
* 50	BREDESEN, PHILIP NORMAN	TN	5	DEM	\$15,247

*Candidate is participating in a special election.

88080203976

1987-88

18-MONTH FIGURES

TOP 50 HOUSE INCUMBENTS - DEBTS OWED

RANK	CANDIDATE	STATE	DISTRICT	PARTY	DEBTS OWED
1	SISISKY, NORMAN	VA	4	DEM	\$349,183
2	HAYES, JAMES ALISON	LA	7	DEM	\$346,368
* 3	PAYNE, LEWIS F JR	VA	5	DEM	\$275,000
4	GREEN, BILL	NY	15	REP	\$237,000
5	COOPER, JAMES H S	TN	4	DEM	\$207,696
6	SPRATT, JOHN M JR	SC	5	DEM	\$181,500
7	SCHUEER, JAMES H	NY	8	DEM	\$151,250
8	PATTERSON, ELIZABETH JOHN	SC	4	DEM	\$146,500
9	MCWILLEN, C THOMAS	MD	4	DEM	\$144,012
10	KENNEDY, JOSEPH P II	MA	8	DEM	\$130,068
11	GRANDY, FREDERICK LAWRENC	IA	6	REP	\$126,271
12	HOUGHTON, AMORY	NY	34	REP	\$87,256
13	BALLENGER, THOMAS CASS	NC	10	REP	\$84,000
14	ALEXANDER, WILLIAM VOLLIE	AR	1	DEM	\$78,713
15	OLIN, JAMES R	VA	6	DEM	\$75,776
16	BLAGGI, MARIO	NY	19	DEM	\$70,000
17	BILBRAY, JAMES H	NY	1	DEM	\$64,473
18	SMITH, ROBERT C	NH	1	REP	\$59,300
19	KORNYU, ERNEST L	CA	12	REP	\$53,000
20	FLAKE, FLOYD H	NY	6	DEM	\$50,950
21	ROSE, CHARLES G III	NC	7	DEM	\$50,000
* 22	MCCRERY, JAMES OTIS III	LA	4	REP	\$46,476
23	SCHUETTE, WILLIAM D	MI	10	REP	\$45,455
24	DELLUMS, RONALD V	CA	8	DEM	\$45,000
25	NELSON, BILL	FL	11	DEM	\$44,845
26	MCCLOSKEY, FRANK	IN	8	DEM	\$43,141
27	ESPY, ALPHONSO MICHAEL	MS	2	DEM	\$41,592
28	CHAPMAN, JIM	TX	1	DEM	\$40,718
29	SLAUGHTER, LOUISE MCINTOS	NY	30	DEM	\$40,249
30	OWENS, MAJOR ROBERT	NY	12	DEM	\$39,685
31	UPTON, FREDERICK STEPHEN	MI	4	REP	\$38,789
32	SAVAGE, GUS	IL	2	DEM	\$35,693
33	RICHARDSON, BILL	NM	3	DEM	\$35,000
34	OWENS, WAYNE	UT	2	DEM	\$33,904
35	SWEENEY, DAVID MCCANN "MA	TX	14	REP	\$32,529
36	SMITH, DENNIS A	OR	5	REP	\$32,087
37	DORNAN, ROBERT KENNETH HO	CA	38	REP	\$31,000
38	GALLEGLY, ELTON	CA	21	REP	\$27,662
39	INHOPE, JAMES M	OK	1	REP	\$25,500
40	BRUCE, TERRY L	IL	19	DEM	\$25,000
41	COLLINS, CARDISS	IL	7	DEM	\$25,000
42	NAGLE, DAVID R	IA	3	DEM	\$24,106
43	KOSTMAYER, PETER H	PA	8	DEM	\$23,407
* 44	CLEMENT, ROBERT N (BOB)	TN	5	DEM	\$20,000
45	MORRISON, BRUCE A	CT	3	DEM	\$17,759
46	EVANS, LANE ALLEN	IL	17	DEM	\$17,544
47	SMITH, VIRGINIA DODD	NE	3	REP	\$16,700
48	WELDON, CURT	PA	7	REP	\$16,536
49	LELAND, GEORGE T "MICKEY"	TX	18	DEM	\$15,682
50	JONTZ, JAMES	IN	5	DEM	\$15,009

*Candidate participated in a special election.

88080203977

1987-88

18-MONTH FIGURES

TOP 50 HOUSE CHALLENGERS - DEBTS OWED

RANK	CANDIDATE	STATE	DISTRICT	PARTY	DEBTS OWED
1	SMITH, LACEY THOMAS	NY	1	DEM	\$406,647
2	KORMAN, SANG R	CA	21	REP	\$258,724
3	MEHILL, DENNIS	NY	20	DEM	\$256,591
4	BEAN-JONES, LINDA MRS	ME	1	REP	\$219,048
5	REYES, JO ANN	TX	26	DEM	\$104,100
6	COHLHA, KAY E	TX	5	REP	\$102,000
7	LANDAU, DAVID EDWARD	PA	7	DEM	\$90,123
8	ESHOO, ANNA G	CA	12	DEM	\$82,995
9	LAUGHLIN, GREGORY HAINES	TX	14	DEM	\$80,951
10	GRUBERSTEIN, PETER	AK	0	DEM	\$76,370
11	CHEN, LILY	CA	30	DEM	\$73,839
12	GARLISON, JAMES A	CA	12	DEM	\$71,490
13	CAMPBELL, THOMAS J	CA	12	REP	\$65,792
14	CREYS, PHILLIP WAYNE	MD	8	DEM	\$63,478
15	WILLIAMS, LON R JR	TX	5	REP	\$60,548
16	HOWARD, EDWARD L	PA	8	REP	\$57,192
17	GELPT, MICHAEL A	OH	12	IND	\$55,636
18	YUDELSOHN, JERRY M	CA	38	DEM	\$53,324
19	RADLOVIC, MICHAEL MILAN	CA	30	REP	\$51,915
20	LOWEY, NITA M	NY	20	DEM	\$50,000
21	BRYAN, JOH LANCE	MA	10	REP	\$49,000
22	BRICKLEY, DAVID GUY	VA	8	DEM	\$49,000
23	DAVIS, DANNY K	IL	7	DEM	\$47,886
24	DENNIS, JOHN D	OR	5	DEM	\$45,000
25	FETZER, TOM	NC	4	REP	\$44,905
26	BITTERMAN, MARY GAYLE FOL	HI	1	DEM	\$43,773
27	KESSLER, FREDERICK P	WI	5	DEM	\$40,289
28	RADCLIFFE, JOHN H	HI	1	DEM	\$39,524
29	BARNHILL, HELEN I	WI	5	REP	\$38,111
30	WATKINS, DANE R	ID	2	REP	\$37,760
31	SHOEMAKER, RONALD E	OH	10	REP	\$37,751
32	SUTTON, RANDY JOHN	TX	4	REP	\$36,349
33	MORGENTHAU, RUTH S	RI	2	DEM	\$35,255
34	BOND, GARY JOSEPH	CA	12	DEM	\$35,207
35	MARCHISELLI, VINCENT A	NY	19	DEM	\$33,600
36	FLYNN, MATTHEW J	WI	5	DEM	\$33,380
37	GRAY, LYONS	NC	5	REP	\$30,454
38	STARK, JOHN PAUL	CA	36	REP	\$30,289
39	SWELGROVE, RICHARD HAYNIE	UT	2	REP	\$29,621
40	KOPETSKI, MICHAEL JOSEPH	OR	5	DEM	\$28,677
41	LENN, DAVID A	CA	18	REP	\$28,394
42	DOO, LEIGH-WAI	HI	1	DEM	\$26,316
43	MCKAY, GUNN	UT	1	DEM	\$26,887
44	MACHTLEY, RONALD KEITH	RI	1	REP	\$26,901
45	ROBINSON, BRUCE OLIVER	ID	1	DEM	\$26,708
46	COLEMAN, JACK	MS	2	REP	\$26,167
47	MUELLER, MARGARET R	OH	11	REP	\$25,771
48	CARBERRY, GLENN THOMAS	CT	2	REP	\$25,500
49	HOWLETT, EDWARD G	IL	7	REP	\$25,190
50	BUTTERFIELD, ROBERT K JR	CA	44	REP	\$25,000

88080203978

1987-88

18-MONTH FIGURES

TOP 50 HOUSE OPEN SEAT - DEBTS OWED

RANK	CANDIDATE	STATE	DISTRICT	PARTY	DEBTS OWED
* 1	BREDESEN, PHILIP NORMAN	TN	5	DEM	\$1,851,600
2	PARKER, PAUL MICHAEL "MIK"	MS	4	DEM	\$254,083
3	HOAGLAND, PETER	NE	2	DEM	\$223,221
4	JASPERS, KEITH A	MO	7	DEM	\$170,764
5	SCHENKEN, JERRY	NE	2	REP	\$162,561
6	MURRAY, THOMAS JAMES	OH	5	DEM	\$154,065
7	CONGER, ROBERT D (BOB)	TN	8	DEM	\$152,468
8	BAKER, C DAVID	CA	40	REP	\$149,521
9	COX, CHRISTOPHER	CA	40	REP	\$134,370
10	PATTERSON, STEVEN ALAN	MS	4	DEM	\$109,617
11	ROHRBACHER, DANA T	CA	42	REP	\$106,680
* 12	TINER, STANLEY R	LA	4	DEM	\$84,288
13	JACOBS, RICHARD L	TN	8	REP	\$80,066
* 14	FIELDS, PETE	IL	21	DEM	\$79,051
* 15	LEACH, CLAUDE "BUDDY"	LA	4	DEM	\$71,000
* 16	CAMPBELL, FOSTER	LA	4	DEM	\$60,500
* 17	JONES, J MARSHALL JR	LA	4	DEM	\$59,000
* 18	AZZOLINA, JOSEPH	NJ	3	REP	\$58,838
* 19	HOLCOMB, JAMES TERRY	TN	5	REP	\$54,278
20	GILLMOR, PAUL E	OH	5	REP	\$54,000
21	ABBOUD, CHRIS	NE	2	REP	\$49,853
* 22	RICH, FRANK D JR	CT	4	REP	\$49,000
23	UDALL, THOMAS STEWART	NM	1	DEM	\$48,500
24	MALRY, LENTON	NM	1	DEM	\$44,616
25	SCHIFF, STEVEN H	NM	1	REP	\$44,500
26	MADRID, PATRICIA A	NM	1	DEM	\$43,598
* 27	SILVER, CAROL RUTH	CA	5	DEM	\$43,289
28	LITTLEFAIR, ANDREW JOHN	CA	42	REP	\$42,873
29	LIJAN, EDWARD L	NM	1	REP	\$41,750
* 30	NIEDERMEYER, CHRISTINE MA	CT	4	DEM	\$41,649
31	KESSLER, FREDERICK P	WI	5	DEM	\$40,289
32	WIEDER, HARRIETT MARION	CA	42	REP	\$40,000
33	DAVIS, PHILLIP RAMSAY	MS	4	REP	\$40,000
34	BARNHILL, HELEN I	WI	5	REP	\$38,111
* 35	KENNEDY, BRIAN T	NJ	3	REP	\$35,500
36	MOAK, ROBERT WARREN	MS	4	DEM	\$34,295
37	POSHARD, GLENDAL W	IL	22	DEM	\$33,950
38	FLYNN, MATTHEW J	WI	5	DEM	\$33,380
39	SMITH, DENNIS W	MO	7	REP	\$32,154
40	BACA, JIM	NM	1	DEM	\$32,088
41	HORN, STEPHEN	CA	42	REP	\$30,500
42	ADAMS, KENNETH MAHLON	FL	14	REP	\$28,709
43	COLLINS, THOMAS EDWARD II	MS	4	REP	\$28,426
44	PAYNE, DONALD M	NJ	10	DEM	\$26,500
45	ROSENBERG, NATHAN OWEN	CA	40	REP	\$25,766
46	DAMSCHRODER, REX ARTHUR	OH	5	REP	\$25,150
47	STUBBS, W TERRELL	MS	4	DEM	\$24,274
48	SCARBOROUGH, IVY E	TN	8	DEM	\$23,481
49	GOSS, PORTER JOHNSTON	FL	13	REP	\$23,000
* 50	WARD, DORIS MARGARET	CA	5	DEM	\$21,500

*Candidate is participating in a special election.

88080205979

R 818MAY 88 SENATE ELECTIONS: 3/1987-88

Candidate	Receipts	Individual Contributions	Non Party Contributions	Candidate Support	Trans from Other Auth.	Disbursements	Ending Cash on Hand	Closing Debits
ARIZONA								
Dennis DeConcini								
82								
1983-84	\$18,260	\$0	\$6,507	\$0	\$0	\$125,584	\$107,324	\$14,312
1985-86	\$535,488	\$362,605	\$150,564	\$0	\$0	\$203,291	\$22,679	\$0
1987-88	\$2,203,866	\$1,337,348	\$763,382	\$0	\$0	\$1,019,483	\$332,196	\$3,089
Kelth Degreen								
1987-88	\$110,400	\$52,496	\$500	\$54,000	\$0	\$110,193	\$206	\$78,697
CALIFORNIA								
Pete Wilson								
82								
1983-84	\$885,703	\$667,166	\$191,425	\$0	\$0	\$714,421	\$108,080	\$158,968
1985-86	\$2,331,921	\$1,783,405	\$380,732	\$0	\$0	\$972,652	\$279,360	\$17,556
1987-88	\$6,868,012	\$5,499,844	\$1,140,364	\$68,450	\$0	\$6,226,898	\$1,638,627	\$9,378
Leo McCarthy								
1987-88	\$3,934,430	\$3,054,232	\$631,929	\$0	\$0	\$2,420,124	\$1,514,305	\$450,488
Jack Dean								
1987-88	\$5,639	\$5,639	\$0	\$0	\$0	\$1,817	\$3,821	\$0
CONNECTICUT								
Lowell Welcker								
82								
1983-84	\$77,425	\$15,604	\$38,072	\$11,000	\$0	\$78,699	\$2,273	\$44,895
1985-86	\$186,652	\$120,530	\$59,005	\$0	\$0	\$41,693	\$144,957	\$0
1987-88	\$1,603,727	\$959,633	\$590,921	\$0	\$0	\$695,571	\$1,050,614	\$0
Joseph Lieberman								
1987-88	\$1,308,621	\$1,206,406	\$58,551	\$0	\$0	\$805,041	\$503,579	\$15,909
DELAWARE								
William Roth								
82								
1983-84	\$12,852	\$1,253	\$1,600	\$0	\$0	\$14,144	\$48,019	\$0
1985-86	\$116,595	\$21,735	\$79,250	\$0	\$0	\$20,167	\$46,727	\$0
1987-88	\$1,123,944	\$651,136	\$427,550	\$3,090	\$0	\$559,725	\$707,372	\$0
Samuel Beard								
1987-88	\$671,262	\$388,604	\$37,500	\$149,879	\$0	\$512,699	\$158,562	\$149,879

8 18-MONTH SENATE LISTINGS? 1987-88

Candidate	Receipts	Individual Contributions	Non Party Contributions	Candidate Support	Trans from Other Auth.	Disbursements	Ending Cash on Hand	Closing Debts
DELAWARE (cont)								
S B Woo 1987-88	Dem Chl	\$922,028	\$913,876	\$0	\$0	\$405,060	\$516,966	\$49,193
FLORIDA								
Connie Mack 1987-88	Rep Opn	\$2,105,312	\$1,556,451	\$232,987	\$276,479	\$1,783,945	\$321,365	\$0
Robert Merkle 1987-88	Rep Opn	\$10,260	\$10,260	\$0	\$0	\$50	\$10,210	\$0
Pat Frank 1987-88	Dem Opn	\$134,493	\$98,016	\$26,650	\$9,626	\$18,922	\$115,570	\$0
Bill Gunter 1987-88	Dem Opn	\$1,090,498	\$996,979	\$80,750	\$12,200	\$149,470	\$941,028	\$112,010
Buddy MacKay 1987-88	Dem Opn	\$567,132	\$434,323	\$117,465	\$0	\$247,800	\$421,266	\$0
Dan Mica 1987-88	Dem Opn	\$1,018,100	\$582,458	\$79,709	\$344,951	\$333,620	\$684,481	\$0
HAWAII								
Spark Matsunaga 82	Dem Inc	\$75,532	\$14,041	\$8,358	\$0	\$142,411	\$338,524	\$0
1983-84		\$181,774	\$45,595	\$103,550	\$0	\$153,719	\$271,645	\$0
1985-86		\$611,661	\$325,558	\$246,175	\$0	\$270,535	\$299,700	\$0
1987-88							\$640,827	\$0
Marla Hustace 1987-88	Rep Chl	\$10,201	\$2,140	\$0	\$8,000	\$8,943	\$1,259	\$8,000
Robert Zimmerman 1987-88	Chl	\$18,418	\$4,688	\$0	\$18,402	\$14,913	\$3,504	\$18,402
INDIANA								
Richard Lugar 82	Rep Inc	\$261,880	\$204,821	\$30,800	\$0	\$84,700	\$53,814	\$0
1983-84		\$316,510	\$252,970	\$30,210	\$0	\$137,304	\$230,995	\$0
1985-86		\$2,248,052	\$1,621,562	\$516,737	\$0	\$1,209,812	\$410,200	\$0
1987-88							\$1,448,440	\$0
John Wickes 1987-88	Dem Chl	\$187,022	\$91,449	\$79,950	\$13,156	\$169,892	\$17,130	\$55,014

18-MONTH SENATE LISTINGS: 1983-88

Candidate	Receipts	Individual Contributions	Non Party Contributions	Candidate Support	Trans from Other Auth.	Disbursements	Ending Cash on Hand	Closing Debts
MAINE								
George Mitchell								
82							\$8,523	\$51,820
1983-84	\$92,081	\$21,310	\$66,922	\$0	\$0	\$98,197	\$4,387	\$27
1985-86	\$40,986	\$6,265	\$13,500	\$0	\$0	\$35,072	\$10,282	\$19,361
1987-88	\$1,774,414	\$987,967	\$724,547	\$0	\$0	\$470,271	\$1,314,426	\$0
Jasper Wyman								
1987-88	\$62,930	\$47,248	\$349	\$0	\$0	\$55,779	\$7,151	\$20,570
MARYLAND								
Paul Sarbanes								
82							\$8,637	\$27,668
1983-84	\$88,207	\$64,546	\$9,547	\$0	\$0	\$91,655	\$689	\$5,810
1985-86	\$26,204	\$23,405	\$3,451	\$0	\$0	\$26,536	\$358	\$0
1987-88	\$1,071,845	\$562,158	\$459,799	\$0	\$0	\$277,670	\$794,530	\$0
Alan Keyes								
1987-88	\$15,160	\$160	\$0	\$0	\$0	\$0	\$15,160	\$0
MASSACHUSETTS								
Edward Kennedy								
82							\$139,041	\$700
1983-84	\$51,046	\$15,974	\$15,250	\$0	\$0	\$184,472	\$5,815	\$0
1985-86	\$234,307	\$211,000	\$21,525	\$0	\$0	\$105,201	\$133,637	\$0
1987-88	\$2,307,231	\$1,929,591	\$318,107	\$0	\$0	\$1,159,152	\$1,281,715	\$0
Joe Malone								
1987-88	\$139,482	\$116,125	\$0	\$3,000	\$0	\$113,804	\$25,677	\$0
David Griffel								
1987-88	\$117,174	\$16	\$0	\$109,711	\$0	\$113,859	\$3,314	\$117,158
MICHIGAN								
Donald Riegler								
82							\$263,075	\$0
1983-84	\$208,378	\$60,903	\$5,889	\$0	\$0	\$98,097	\$374,431	\$0
1985-86	\$688,684	\$334,179	\$256,014	\$0	\$0	\$112,934	\$950,181	\$0
1987-88	\$2,545,238	\$1,135,925	\$729,784	\$0	\$0	\$615,784	\$2,879,636	\$0

8 18-MONTH SENATE LISTINGS: 9 1987-88

Candidate	Receipts	Individual Contributions	Non Party Contributions	Candidate Support	Trans from Other Auth.	Disbursements	Ending Cash on Hand	Closing Debts
MICHIGAN (cont)								
Jim Dunn 1987-88	Rep \$151,593	\$36,388	\$805	\$114,400	\$0	\$142,230	\$9,362	\$77,448
Robert Huber 1987-88	Rep \$208,313	\$3,254	\$0	\$205,000	\$0	\$200,206	\$8,108	\$120,611
Dick Jacobs 1987-88	Lib \$13,385	\$7,594	\$0	\$5,781	\$0	\$12,965	\$419	\$4,457
MINNESOTA								
David Durenberger 82	Rep Inc	\$788,980	\$67,394	\$0	\$0	\$720,997	\$84,374	\$99,327
1983-84		\$1,048,612	\$225,870	\$0	\$0	\$737,629	\$157,829	\$0
1985-86		\$3,042,030	\$803,815	\$0	\$0	\$2,620,241	\$468,812	\$11,520
1987-88							\$890,602	\$118,884
Hubert Humphrey III 1987-88	Dem Chl	\$1,185,332	\$302,184	\$0	\$0	\$1,397,535	\$120,090	\$49,736
Polly Mann 1987-88	Oth Chl	\$42,418	\$4,000	\$54	\$0	\$41,687	\$731	\$600
MISSISSIPPI								
Trent Lott 1987-88	Rep Opn	\$1,941,897	\$571,898	\$0	\$429,759	\$995,585	\$946,311	\$0
Wayne Dowdy 1987-88	Dem Opn	\$1,134,316	\$624,627	\$300	\$0	\$999,191	\$308,855	\$6,212
Dick Molpus 1987-88	Dem Opn	\$795,554	\$14,000	\$348,368	\$0	\$785,659	\$9,894	\$446,776
MISSOURI								
John Danforth 82	Rep Inc	\$127,483	\$99,350	\$0	\$0	\$23,583	\$9,069	\$91,194
1983-84		\$604,785	\$159,834	\$0	\$0	\$43,863	\$13,018	\$99,350
1985-86		\$2,974,770	\$763,385	\$0	\$50,989	\$1,233,164	\$560,922	\$0
1987-88							\$2,302,529	\$0
Jay Nixon 1987-88	Dem Chl	\$474,864	\$144,302	\$35,418	\$0	\$377,229	\$97,634	\$35,418

Candidate	Receipts	Individual Contributions	Non Party Contributions	Candidate Support	Trans from Other Auth.	Disbursements	Ending Cash on Hand	Closing Debts
MONTANA								
John Melcher 82								
1983-84	\$91,868	\$17,793	\$50,151	\$0	\$0	\$80,460	\$3,059	\$45,885
1985-86	\$144,409	\$31,140	\$105,575	\$0	\$0	\$40,204	\$7,046	\$5,430
1987-88	\$819,195	\$199,837	\$586,317	\$0	\$0	\$721,299	\$111,250	\$0
Conrad Burns 1987-88	\$167,305	\$134,592	\$10,255	\$0	\$0	\$145,653	\$21,651	\$41,451
NEBRASKA								
David Karnes 1987-88	\$1,405,206	\$986,057	\$278,150	\$100,531	\$19,244	\$1,356,496	\$48,709	\$197,487
Bob Kerrey 1987-88	\$1,250,123	\$860,344	\$369,599	\$0	\$0	\$849,810	\$400,313	\$37,693
NEVADA								
Chic Hecht 82								
1983-84	\$479,537	\$230,630	\$220,836	\$0	\$0	\$480,944	\$44,648	\$373,273
1985-86	\$163,236	\$84,973	\$62,284	\$0	\$0	\$51,536	\$43,240	\$0
1987-88	\$1,825,929	\$1,118,759	\$611,271	\$0	\$28,169	\$653,724	\$154,940	\$0
Richard Bryan 1987-88	\$1,836,895	\$1,381,478	\$426,122	\$0	\$0	\$777,406	\$1,327,145	\$0
NEW JERSEY								
Frank Lautenberg 82								
1983-84	\$438,507	\$221,666	\$170,481	\$0	\$0	\$474,908	\$60,343	\$3,684,671
1985-86	\$544,270	\$455,831	\$71,000	\$0	\$0	\$316,875	\$23,941	\$3,476,573
1987-88	\$4,851,561	\$3,740,808	\$1,009,446	\$0	\$0	\$1,566,638	\$251,334	\$3,457,684
Peter Dawkins 1987-88	\$4,383,955	\$3,936,322	\$392,234	\$0	\$0	\$3,194,260	\$3,536,257	\$3,479,625
NEW MEXICO								
Jeff Bingaman 82								
1983-84	\$881,201	\$281,398	\$186,616	\$356,069	\$0	\$899,644	\$20,719	\$754,668
1985-86	\$461,492	\$342,419	\$116,188	\$0	\$0	\$312,271	\$2,276	\$376,772
1987-88	\$2,063,901	\$1,212,791	\$786,705	\$0	\$0	\$1,541,738	\$151,495	\$272,623
							\$665,137	\$302,169

18-MONTH SENATE LISTINGS 9987-885

Candidate	Receipts	Individual Contributions	Non Party Contributions	Candidate Support	Trans from Other Auth.	Disbursements	Ending Cash on Hand	Closing Debts	
NEW MEXICO(cont)									
William Valentine 1987-88	Rep Chl	\$345,142	\$84,074	\$3,068	\$237,135	\$0	\$339,600	\$5,540	\$281,495
NEW YORK									
Danlet Moynihan 82	Dem Inc	\$148,101	\$105,023	\$23,660	\$0	\$0	\$199,387	\$116,647	\$0
1983-84		\$1,312,574	\$980,962	\$312,279	\$0	\$0	\$459,319	\$66,360	\$0
1985-86		\$3,218,924	\$2,425,420	\$691,823	\$0	\$0	\$2,195,371	\$919,615	\$0
1987-88								\$1,943,169	\$0
Bob McMillan 1987-88	Rep Chl	\$213,830	\$114,960	\$4,550	\$94,320	\$0	\$113,739	\$100,090	\$79,000
NORTH DAKOTA									
Quentin Burdick 82	Dem Inc	\$93,980	\$1,231	\$3,700	\$0	\$0	\$78,601	\$129,142	\$0
1983-84		\$212,431	\$51,440	\$124,050	\$0	\$0	\$60,422	\$144,520	\$0
1985-86		\$1,269,510	\$475,648	\$733,924	\$0	\$0	\$852,251	\$296,528	\$0
1987-88								\$713,785	\$0
Earl Strinden 1987-88	Rep Chl	\$186,803	\$122,537	\$18,175	\$0	\$0	\$137,831	\$48,970	\$41,742
OHIO									
Howard Metzbaum 82	Dem Inc	\$215,732	\$18,280	\$999	\$0	\$0	\$220,267	\$970,455	\$1,784
1983-84		\$557,279	\$289,887	\$108,750	\$0	\$0	\$66,439	\$965,920	\$0
1985-86		\$5,429,011	\$4,443,587	\$708,199	\$0	\$0	\$2,012,228	\$1,456,761	\$0
1987-88								\$4,873,548	\$0
George Volnovich 1985-86	Rep Chl	\$554,117	\$489,732	\$51,100	\$0	\$0	\$136,735	\$417,382	\$0
1987-88		\$4,702,389	\$3,847,930	\$750,100	\$0	\$0	\$3,798,406	\$1,321,412	\$0
PENNSYLVANIA									
John Heinz 82	Rep Inc	\$359,108	\$263,575	\$9,900	\$0	\$0	\$342,494	\$524,957	\$0
1983-84		\$385,502	\$292,124	\$34,145	\$0	\$0	\$180,443	\$546,166	\$0
1985-86		\$3,266,635	\$2,135,751	\$845,764	\$0	\$118,287	\$2,055,433	\$746,025	\$0
1987-88								\$2,001,218	\$0

18-MONTH SUMMARY LISTINGS: 1987-88 5

Candidate	Receipts	Individual Contributions	Non Party Contributions	Candidate Support	Trans from Other Auth.	Disbursements	Ending Cash on Hand	Closing Debts	
PENNSYLVANIA(cont)									
Susan Kefover 1987-88	Dem Chl	\$11,456	\$5,019	\$0	\$2,000	\$0	\$8,888	\$17	\$2,000
John Logue 1987-88	Chl	\$5,990	\$5,890	\$0	\$3,047	\$0	\$7,978	(\$1,988)	\$4,420
Joseph Vignola 1987-88	Dem Chl	\$329,657	\$297,617	\$17,705	\$13,700	\$0	\$304,495	\$25,162	\$887
RHODE ISLAND									
John Chafee 8 2	Rep Inc	\$152,892	\$116,848	\$10,926	\$0	\$0	\$71,977	\$53,686	\$0
1983-84		\$407,957	\$229,107	\$128,950	\$0	\$0	\$105,367	\$134,541	\$0
1985-86		\$1,579,947	\$857,245	\$624,786	\$0	\$0	\$842,309	\$437,131	\$0
1987-88		\$1,951,646	\$1,473,226	\$430,125	\$8,088	\$0	\$914,904	\$1,174,769	\$0
Richard Licht 1987-88	Dem Chl								\$72,914
TENNESSEE									
James Sasser 8 2	Dem Inc	\$166,545	\$20,751	\$91,384	\$40,000	\$0	\$228,621	\$65,161	\$107,251
1983-84		\$319,765	\$144,035	\$154,599	\$16,000	\$0	\$143,230	\$3,085	\$17,362
1985-86		\$2,330,451	\$1,247,496	\$1,011,227	\$0	\$0	\$882,126	\$179,620	\$4,342
1987-88		\$6,450	\$5,950	\$500	\$0	\$0	\$4,461	\$1,627,945	\$13,755
Alice Algood 1987-88	Rep Chl	\$268,428	\$161,928	\$5,800	\$83,792	\$0	\$259,193	\$9,236	\$51,316
William Anderson 1987-88	Rep Chl	\$75,456	\$38,924	\$25	\$20,000	\$0	\$75,456	\$0	\$0
Dale Kelley 1987-88	Ind Chl	\$5,019	\$4,000	\$0	\$1,019	\$0	\$4,967	\$51	\$0
David Shepard 1987-88	Dem Inc	\$432,871	\$279,645	\$161,679	\$0	\$0	\$387,760	\$12,801	\$75,400
1983-84		\$828,695	\$613,428	\$139,491	\$0	\$0	\$250,520	\$57,910	\$0
1985-86		\$6,275,756	\$4,289,897	\$1,697,146	\$0	\$0	\$3,053,063	\$636,085	\$0
1987-88								\$3,858,778	\$0
TEXAS									
Lloyd Bentsen 8 2									

8 18-MONTH BENEFIT LISTINGS: 9 1987-88

Candidate	Receipts	Individual Contributions	Non Party Contributions	Candidate Support	Trans from Other Auth.	Disbursements	Ending Cash on Hand	Closing Debit
TEXAS(cont)								
Beau Boulter 1987-88	Rep Chl	\$587,319	\$484,274	\$73,911	\$0	\$582,745	\$14,087	\$152,777
UTAH								
Orrin Hatch 82	Rep Inc	\$379,893 \$349,225 \$2,411,181	\$187,842 \$229,985 \$1,451,749	\$52,561 \$98,590 \$871,921	\$0	\$333,433 \$182,181 \$1,573,579	\$911,181 \$95,204 \$142,582 \$309,597 \$1,147,199	\$1,343 \$0 \$0 \$0 \$160,285
Joe Cwilk 1987-88	Dem Chl	\$5,977	\$0	\$0	\$5,902	\$4,347	\$1,685	\$5,300
Brian Moss 1987-88	Dem Chl	\$80,668	\$36,468	\$44,100	\$100	\$27,833	\$52,784	\$9,782
VERMONT								
James Jeffords 1987-88	Rep Opn	\$589,231	\$154,762	\$378,353	\$0	\$421,006	\$380,902	\$0
Michael Griffes 1987-88	Rep Opn	\$55,071	\$39,071	\$2,000	\$0	\$47,421	\$7,650	\$31,743
William Gray 1987-88	Dem Opn	\$318,297	\$224,105	\$49,600	\$27,928	\$253,298	\$64,998	\$23,920
VIRGINIA								
Charles Robb 1987-88	Dem Opn	\$2,081,998	\$1,564,651	\$489,121	\$0	\$638,841	\$1,443,155	\$0
Maurice Dawkins 1987-88	Rep Opn	\$76,790	\$18,902	\$5,873	\$15,014	\$71,328	\$5,461	\$44,527
WASHINGTON								
Don Bonker 1987-88	Dem Opn	\$480,398	\$293,764	\$59,930	\$0	\$321,211	\$159,187	\$7,580
Michael Lowry 1987-88	Dem Opn	\$582,964	\$338,539	\$82,266	\$2,198	\$242,207	\$340,756	\$0
Slade Gorton 1987-88	Rep Opn	\$552,894	\$442,138	\$73,207	\$0	\$403,700	\$310,641	\$0
Douglas Smith 1987-88	Rep Opn	\$73,792	\$17,185	\$1,361	\$55,235	\$65,144	\$18,648	\$54,358

8 18 MONTH SENATE LISTINGS: 9 1987-88

Candidate	Receipts	Individual Contributions	Non Party Contributions	Candidate Support	Trans from Other Auth.	Disbursements	Ending Cash on Hand	Closing Debts
WEST VIRGINIA								
Robert Byrd 82								
1983-84	\$41,464	\$810	\$7,600	\$0	\$0	\$84,621	\$228,143	\$0
1985-86	\$90,661	\$6,770	\$75,250	\$0	\$0	\$88,416	\$172,988	\$0
1987-88	\$1,118,374	\$278,648	\$755,379	\$0	\$0	\$221,732	\$1,071,874	\$0
Jay Wolfe								
1987-88	\$26,025	\$10,442	\$583	\$0	\$0	\$25,508	\$517	\$6,572
WISCONSIN								
Tony Earl								
1987-88	\$301,010	\$262,157	\$22,084	\$185	\$16,329	\$204,333	\$96,676	\$0
Russell Feingold								
1987-88	\$18,926	\$18,431	\$3,786	\$0	\$0	\$17,961	\$4,320	\$0
Ed Garvey								
1987-88	\$365,228	\$262,734	\$83,312	\$14,000	\$0	\$290,775	\$77,023	\$57,328
Herbert Kohl								
1987-88	\$929,046	\$184,334	\$0	\$744,071	\$0	\$742,447	\$186,599	\$17,066
Douglas LaFollette								
1987-88	\$14,620	\$7,106	\$0	\$0	\$7,500	\$12,577	\$2,042	\$0
Jim Moody*								
1987-88	\$929,440	\$441,259	\$300,501	\$168,000	\$0	\$628,460	\$307,531	\$276,883
Susan Engelleiter								
1987-88	\$692,420	\$505,417	\$179,919	\$0	\$0	\$608,181	\$83,603	\$7,682
Stephen King								
1987-88	\$143,733	\$113,708	\$18,650	\$10,500	\$0	\$131,823	\$11,910	\$39,181
WYOMING								
Malcolm Wallop								
82								
1983-84	\$28,174	\$2,197	\$2,700	\$0	\$0	\$36,990	\$19,080	\$2,000
1985-86	\$78,713	\$31,919	\$48,228	\$0	\$0	\$70,495	\$10,284	\$0
1987-88	\$1,021,570	\$286,259	\$606,879	\$0	\$103,204	\$358,846	\$18,482	\$0
John Vinich								
1987-88	\$76,401	\$44,901	\$30,000	\$0	\$0	\$60,376	\$16,024	\$14,015
Peter Maxwell								
1987-88	\$88,539	\$35,115	\$500	\$52,593	\$0	\$68,128	\$20,410	\$52,009
Lynn Simons								
1987-88	\$43,052	\$7,052	\$16,000	\$20,000	\$0	\$17,129	\$25,922	\$20,000

* Candidate withdrew from race after June 30, 1988.

8 18-MONTH HOUSE LISTINGS: 9 1987-88

ST	DIST	CANDIDATE	INC	CHL	OPN	PTY	PRIM	NET	RECEIPTS	INDIV	CONTRIB	OTHER	CMT'S	NET	DISBURSE	CASH	ON	HAND	DEBTS	OWED	MOST	RECENT	REPORT
AK	0	GRUENSTEIN, PETER	C			DEM		\$194,762	\$94,690			\$22,784		\$100,976		\$93,785		\$76,370		\$93,785		\$93,785	880630
		YOUNG, DONALD E	I			REP		\$291,992	\$129,481			\$151,225		\$207,747		\$96,256		\$5,700		\$96,256		\$96,256	880630
AL	1	CALLAHAN, HERBERT	I			REP	W	\$343,936	\$188,141			\$139,350		\$201,916		\$298,256		\$12,500		\$298,256		\$298,256	880630
		TYSON, JOHN M JR	C			DEM	W	\$37,483	\$19,580			\$14,000		\$33,925		\$3,557		\$0		\$3,557		\$3,557	880630
		DICKINSON, WILLIA	C			REP	W	\$229,520	\$89,390			\$130,939		\$102,969		\$478,135		\$7,050		\$478,135		\$478,135	880630
		MCLAUGHLIN, TED	I			DEM	L	\$8,150	\$1,100			\$0		\$7,050		\$319		\$0		\$319		\$319	880630
		NICHOLS, BILL	I			DEM	W	\$176,185	\$68,886			\$58,886		\$98,532		\$434,271		\$0		\$434,271		\$434,271	880630
		BEVILL, TON	I			DEM	W	\$158,091	\$41,095			\$72,500		\$73,955		\$521,620		\$0		\$521,620		\$521,620	880630
		FLIPPO, RONNIE DE	I			DEM	W	\$403,585	\$79,065			\$293,208		\$237,039		\$770,494		\$0		\$770,494		\$770,494	880630
		MCDONALD, STAM	C			REP	W	\$59,516	\$59,516			\$0		\$29,150		\$30,365		\$0		\$30,365		\$30,365	880630
		ERDREICH, BENJAMI	I			DEM	W	\$155,761	\$39,703			\$100,350		\$64,041		\$238,675		\$0		\$238,675		\$238,675	880630
		HARRIS, CLAUDE JR	I			DEM	W	\$267,267	\$105,300			\$160,605		\$200,815		\$67,953		\$10,000		\$67,953		\$67,953	880630
		ALEXANDER, WILLIA	I			DEM	W	\$539,121	\$248,016			\$204,199		\$507,718		\$39,943		\$78,713		\$39,943		\$39,943	880630
AR	1	GLASCOCK, DARRELL	C			DEM	L	\$62,839	\$21,591			\$12,600		\$39,025		\$482		\$0		\$482		\$482	880630
		CARPENTER, WARREN	C			REP	W	\$7,355	\$0			\$0		\$7,058		\$96		\$0		\$96		\$96	880630
		ROBINSON, TOMMY F	I			DEM	W	\$393,308	\$296,845			\$96,463		\$363,549		\$79,124		\$0		\$79,124		\$79,124	880630
		WATERS, M ALAN	C			REP	L	\$5,980	\$3,310			\$0		\$5,980		\$0		\$0		\$5,980		\$5,980	880630
		HAMMERSCHMIDT, JO	I			REP	L	\$213,682	\$47,365			\$107,850		\$60,463		\$321,653		\$0		\$321,653		\$321,653	880630
		LINGLE, JIM	C			DEM	L	\$27,233	\$17,954			\$1,000		\$27,967		\$264		\$4,856		\$27,967		\$27,967	880630
		STEWART, DAVID AL	C			DEM	W	\$21,753	\$19,558			\$0		\$16,507		\$5,244		\$0		\$16,507		\$16,507	880630
		BELL, ROGER M	C			REP	W	\$4,015	\$2,975			\$0		\$2,961		\$1,052		\$0		\$2,961		\$2,961	880630
		ANTHONY, BERYL F	I			DEM	W	\$351,635	\$52,269			\$231,237		\$257,526		\$431,876		\$0		\$431,876		\$431,876	880630
		FILHORE, JOHN H	C			DEM	W	\$7,000	\$0			\$0		\$4,763		\$2,236		\$0		\$4,763		\$4,763	880630
AZ	1	RHODES, JOHN JACO	I			REP		\$198,613	\$112,444			\$86,689		\$175,042		\$28,797		\$962		\$28,797		\$28,797	880630
		UDALL, MORRIS K	I			DEM		\$57,651	\$15,408			\$39,800		\$39,845		\$30,622		\$0		\$30,622		\$30,622	880630
		STUMP, BOB	I			DEM		\$176,571	\$81,375			\$63,100		\$96,323		\$247,428		\$0		\$247,428		\$247,428	880630
		KYL, JON L	I			REP		\$344,023	\$206,682			\$128,164		\$174,274		\$178,802		\$1,350		\$178,802		\$178,802	880630
		KOLBE, JAMES T	I			REP		\$201,100	\$127,702			\$65,938		\$172,249		\$50,697		\$2,000		\$50,697		\$50,697	880630
		WEBER, WALTER ULR	C			REP		\$6,170	\$4,170			\$0		\$6,249		\$79		\$10,000		\$6,249		\$6,249	880630
		BOSCO, DOUGLAS H	I			DEM	W	\$178,777	\$83,189			\$67,126		\$164,242		\$15,185		\$0		\$15,185		\$15,185	880630
CA	1	COVARRUBIAS, RUBE	C			REP	L	\$4,165	\$3,165			\$0		\$4,044		\$119		\$0		\$4,044		\$4,044	880630
		VANDERBILT, SAMUE	C			REP	W	\$5,227	\$2,218			\$0		\$5,227		\$0		\$0		\$5,227		\$5,227	880630
		HERGER, WALTER WI	I			REP	W	\$467,116	\$287,496			\$167,999		\$375,307		\$110,397		\$10,000		\$110,397		\$110,397	880630
		MEYER, WAYNE R	C			DEM	W	\$61,840	\$40,748			\$16,600		\$51,213		\$10,928		\$0		\$10,928		\$10,928	880630
		MATSUI, ROBERT T	I			DEM	W	\$854,404	\$423,402			\$367,396		\$326,377		\$904,489		\$0		\$904,489		\$904,489	880630
		LANDOWSKI, LOWELL	C			REP	W	\$4,052	\$2,294			\$0		\$3,624		\$427		\$0		\$3,624		\$3,624	880630
		FAZIO, VIC	I			DEM	W	\$506,998	\$212,989			\$277,683		\$288,596		\$506,998		\$12,370		\$506,998		\$506,998	880630
		BRITT, HARRY G	O			DEM	W	\$416,259	\$366,973			\$28,835		\$415,476		\$0		\$0		\$415,476		\$415,476	880630
* 5		MAHER, BILL	O			DEM	W	\$12,814	\$97,826			\$11,350		\$10,167		\$2,647		\$0		\$2,647		\$2,647	880630
		O'NEILL, BRUCE M	O			REP	W	\$98,836	\$55,858			\$2,750		\$98,327		\$0		\$0		\$98,327		\$98,327	880630
		SILVER, CAROL RUT	O			DEM	W	\$7,911	\$7,911			\$18,358		\$18,358		\$0		\$0		\$18,358		\$18,358	880630
		WADSWORTH, KEVIN	O			DEM	W	\$102,308	\$73,863			\$2,000		\$164,715		\$0		\$0		\$164,715		\$164,715	880630
		WARD, DORIS MARGA	O			DEM	W	\$947,721	\$947,721			\$487,965		\$1,640,107		\$151,182		\$0		\$151,182		\$151,182	880630
		PELOSI, NAMCY	I			DEM	W	\$40,376	\$23,682			\$6,325		\$40,375		\$1,013		\$0		\$1,013		\$1,013	880630
		ROSS, HARRIET	O			REP	W	\$247,506	\$140,050			\$96,120		\$181,667		\$200,307		\$0		\$200,307		\$200,307	880630
		BOXER, BARBARA	I			DEM	W	\$18,449	\$9,477			\$3,500		\$17,338		\$1,110		\$7,805		\$17,338		\$17,338	880630
		STEINMETZ, WILLIA	C			REP	W	\$18,449	\$9,477			\$3,500		\$17,338		\$1,110		\$7,805		\$17,338		\$17,338	880630

* Figures include financial activity of special election candidates.

18-M... HOUSE LISTINGS: 1987-88
 8 8 0 8 0 0 3 9 9 0

ST	DIST	CANDIDATE	INC CHL	PTY	PRIM	NET RECEIPTS	INDIV CONTRIB	OTHER CHGTE'S	NET DISBURSE	CASH ON HAND	DEBITS OWED	MOST RECENT REPORT
CA	7	MILLER, GEORGE	I	DEM	W	\$317,184	\$160,163	\$129,133	\$160,621	\$414,000	\$0	880630
	8	CUDDIHY, JOHN JOS	C	REP	W	\$1,066	\$445	\$0	\$948	\$118	\$475	880331
	9	DELLUMS, RONALD V	I	DEM	W	\$680,265	\$468,236	\$39,774	\$695,459	\$138,004	\$45,000	880630
	10	STARK, FORTNEY HI	I	DEM	W	\$370,080	\$111,786	\$246,378	\$213,716	\$193,928	\$0	880630
	11	EDWARDS, DOM	I	DEM	W	\$129,503	\$39,583	\$84,856	\$101,268	\$74,792	\$0	880630
	12	LANTOS, THOMAS P	I	DEM	W	\$194,819	\$99,791	\$67,417	\$134,210	\$413,885	\$15,076	880630
	13	QURAISHI, G M (BI	C	REP	W	\$56,638	\$30,391	\$500	\$61,763	\$251	\$35,207	880630
	14	BOND, GARY JOSEPH	C	DEM	L	\$38,639	\$2,922	\$0	\$38,487	\$152	\$65,792	880630
	15	CAHPBELL, THOMAS	C	REP	W	\$626,961	\$578,386	\$32,049	\$612,195	\$14,767	\$82,995	880630
	16	ESHOO, ANNA G	C	DEM	W	\$450,854	\$235,891	\$151,975	\$339,542	\$111,312	\$71,490	880630
	17	GARRISON, JAMES A	C	DEM	L	\$235,184	\$202,096	\$1,000	\$230,456	\$4,728	\$53,000	880630
	18	KONNYU, ERNEST L	I	REP	L	\$567,235	\$349,122	\$148,911	\$557,611	\$8,763	\$22,164	880630
	19	SIMMONS, SYLVIA	C	DEM	L	\$48,042	\$23,151	\$0	\$48,043	\$0	\$0	880315
	20	YEAMANS, ROBIN	C	DEM	L	\$10,514	\$9,069	\$0	\$10,507	\$6	\$5,220	880630
	21	SORNER, LUKE ELLI	C	REP	W	\$12,404	\$4,589	\$0	\$11,081	\$1,323	\$0	880630
	22	MINETA, NORMAN Y	I	DEM	W	\$283,230	\$134,152	\$117,474	\$265,268	\$283,221	\$15,579	880630
	23	MALBERG, PATRICIA	C	DEM	W	\$50,218	\$30,678	\$1,910	\$42,061	\$8,156	\$0	880630
	24	SHURWAY, NORMAN D	I	REP	W	\$237,503	\$141,874	\$77,230	\$210,587	\$166,015	\$0	880630
	25	COELHO, ANTHONY L	I	DEM	W	\$591,289	\$280,282	\$287,921	\$544,236	\$260,383	\$9,346	880630
	26	DARRIGO, LOUIS	C	REP	L	\$2,642	\$0	\$0	\$2,642	\$79	\$4,000	880630
	27	MONTETH, STANLEY	C	REP	W	\$10,830	\$6,830	\$0	\$7,920	\$2,908	\$0	880630
	28	PANETTA, LEON EDM	I	DEM	W	\$178,104	\$77,948	\$42,500	\$66,417	\$227,855	\$0	880630
	29	LAVERY, VINCENT	C	DEM	W	\$5,867	\$3,308	\$1,000	\$4,825	\$1,042	\$1,559	880630
	30	PASHAYAN, CHARLES	I	REP	W	\$136,687	\$58,312	\$70,745	\$116,233	\$60,893	\$0	880630
	31	LEHMAN, RICHARD H	I	DEM	W	\$183,155	\$69,847	\$75,836	\$124,880	\$85,374	\$0	880630
	32	LINN, DAVID A	C	REP	W	\$46,915	\$22,660	\$250	\$46,601	\$213	\$28,394	880630
	33	HART, GARY K	C	DEM	W	\$693,717	\$459,308	\$226,070	\$328,543	\$365,175	\$0	880630
	34	LAGOMARSINO, ROBE	I	REP	W	\$524,101	\$383,493	\$96,520	\$380,145	\$416,445	\$0,826	880630
	35	REID, LITA MARTIN	C	DEM	W	\$7,161	\$7,161	\$0	\$13,967	\$888	\$0	880630
	36	THOMAS, WILLIAM H	I	REP	W	\$230,537	\$61,893	\$139,750	\$166,175	\$284,848	\$0	880630
	37	GALLEGLY, ELTON	I	REP	W	\$368,685	\$242,948	\$118,093	\$364,867	\$44,224	\$27,662	880630
	38	KORHAN, SANG R	C	REP	L	\$390,759	\$142,895	\$0	\$387,477	\$3,281	\$250,724	880630
	39	HEADRICK, DAVID R	C	REP	L	\$229,191	\$53,694	\$122,025	\$91,762	\$597,568	\$0	880630
	40	MOORHEAD, CARLOS	I	REP	W	\$7,429	\$7,105	\$0	\$4,422	\$4,526	\$0	880630
	41	SIMMONS, JOHN G	C	DEM	W	\$137,938	\$95,525	\$5,000	\$138,849	-\$910	\$6,650	880630
	42	MARMILLION, VAL	C	REP	W	\$20,043	\$13,062	\$0	\$9,755	\$10,287	\$0	880630
	43	SALOMON, JIM	C	LIB	W	\$14,192	\$4,099	\$0	\$11,008	\$3,184	\$9,000	880630
	44	VERNON, JOHN R	C	DEM	W	\$133,225	\$122,597	\$0	\$130,018	\$8,885	\$0	880630
	45	BEILENSON, ANTHON	I	DEM	W	\$5,760	\$1,510	\$0	\$4,765	\$94	\$2,080	880630
	46	COWLES, JOHN N	C	REP	W	\$252,505	\$62,125	\$173,491	\$124,939	\$229,446	\$0	880630
	47	WAXMAN, HENRY A	I	DEM	W	\$42,732	\$5,685	\$15,500	\$40,263	\$226,996	\$0	880630
	48	ROYBAL, EDWARD R	I	DEM	W	\$466,664	\$278,893	\$158,867	\$272,448	\$215,487	\$0	880630
	49	BKRAM, HOWARD L	I	DEM	W	\$11,260	\$5,310	\$0	\$8,467	\$2,792	\$0	880630
	50	GALBRAITH, DENNIS	C	REP	W	\$792,015	\$562,331	\$96,850	\$266,419	\$836,361	\$0	880630
	51	LEVINE, MEL	I	DEM	W	\$93,965	\$43,648	\$46,655	\$88,524	\$85,966	\$0	880630
	52	DIXON, JULIAM CAR	I	DEM	W	\$3,627	\$272	\$0	\$3,582	\$0	\$3,199	880630
	53	JOHNSON, HOWARD	C	LIB	W	\$0	\$0	\$0	\$0	\$0	\$0	880630

18-MONTH HOUSE LISTINGS: 1987-88

8 8 0 8 0 ? 0 5 9 9 1

ST DIST	CANDIDATE	IMC CHL	PTY	PRIM	NET RECEIPTS	INDIV CONTRIB	OTHER CMTE'S	NET DISBURSE	CASH ON HAND	DEBTS OWED	HOST RECENT REPORT
CA 29	FRANCO, REUBEN DA	C	REP	W	\$1,750	\$0	\$0	\$1,147	\$602	\$200	880630
	HAWKINS, AUGUSTUS	I	DEM	W	\$64,200	\$3,800	\$60,400	\$27,747	\$132,892	\$0	880630
	CHEW, LILY	C	DEM	L	\$273,958	\$254,144	\$3,000	\$278,101	-\$4,143	\$73,839	880630
30	KOWELL, ROBERT ST	C	REP	L	\$14,928	\$5,205	\$0	\$13,868	\$60	\$0	880630
	MARTINEZ, MATTHEW	I	DEM	W	\$267,783	\$113,311	\$127,550	\$246,800	\$65,507	\$0	880630
	RADLOVIC, MICHAEL	C	REP	L	\$95,618	\$45,255	\$0	\$87,315	\$8,303	\$0	880715
	RAMIREZ, RALPH RO	C	REP	W	\$146,930	\$76,916	\$17,910	\$141,438	\$5,471	\$9,471	880630
	DYHALLY, MERVYN M	I	DEM	W	\$312,686	\$194,081	\$95,624	\$311,593	\$4,881	\$750	880630
31	MAY, ARNOLD COLEM	C	REP	W	\$2,916	\$950	\$745	\$1,976	\$939	\$0	880630
	ANDERSON, GLENN H	I	DEM	W	\$368,798	\$169,259	\$185,685	\$157,387	\$257,967	\$0	880630
32	KAHM, SAMFORD W	C	REP	W	\$11,584	\$10,030	\$150	\$1,404	\$1,404	\$0	880630
	DREIER, DAVID T	I	REP	W	\$291,760	\$131,912	\$36,100	\$92,855	\$1,148,734	\$0	880630
33	KRAFT, JOHN	C	DEM	L	\$6,814	\$0	\$0	\$5,768	\$1,045	\$6,800	880523
	HOUSE, CHARLES M	C	REP	W	\$75,150	\$61,024	\$10,655	\$39,092	\$37,193	\$0	880630
	TORRES, ESTEBAN E	I	DEM	W	\$164,124	\$80,140	\$66,544	\$91,791	\$197,027	\$0	880630
	LEWIS, JERRY	I	REP	W	\$133,989	\$25,636	\$93,100	\$198,602	\$158,602	\$250	880531
35	ANDERSON, FRED LO	C	AIP	W	\$1,650	\$1,144	\$0	\$1,631	\$17	\$0	880523
36	BARELA, REFUJIO M	C	REP	L	\$2,300	\$0	\$0	\$2,148	\$152	\$0	880630
	BROWN, GEORGE E J	I	DEM	W	\$190,235	\$93,622	\$89,025	\$122,324	\$105,298	\$5,100	880630
	DAVIS, DOROTHY RU	C	REP	L	\$14,297	\$5,397	\$0	\$11,632	\$67	\$11,700	880630
	GRAHAM, BUFORD DO	C	REP	L	\$11,700	\$0	\$0	\$3,434	\$445	\$0	880518
	SPARKS, JAMES DUR	C	DEM	L	\$3,879	\$185	\$2,700	\$32,808	-\$2	\$30,289	880630
	STARK, JOHN PAUL	C	REP	W	\$32,770	\$29,809	\$0	\$27,691	\$2,449	\$0	880630
37	ROYAJIAN, PAUL	C	DEM	L	\$30,142	\$27,100	\$0	\$36,878	\$82,549	\$0	880630
	MCCANDLESS, ALFRE	I	REP	W	\$67,646	\$33,795	\$32,400	\$3,671	\$413	\$1,676	880630
	PEARSON, JOHN CIA	C	DEM	W	\$4,079	\$990	\$10,200	\$63,210	\$33,802	\$53,324	880630
38	YUDELSON, JERRY M	C	DEM	W	\$97,014	\$33,592	\$38,520	\$644,441	\$20,558	\$31,000	880630
	DORNAN, ROBERT KE	I	REP	W	\$724,375	\$653,855	\$87,842	\$193,030	\$100,518	\$0	880630
39	DANNEMEYER, WILLI	I	REP	W	\$212,559	\$117,078	\$0	\$8,419	\$0	\$149,521	880630
	GULLIXSON, JOHN H	C	REP	L	\$8,419	\$455,978	\$31,976	\$494,905	\$6,935	\$2,807	880630
40	BAKER, C DAVID	O	REP	L	\$501,840	\$17,050	\$0	\$15,998	\$3,050	\$0	880630
	BUFFA, PETER	O	REP	L	\$19,050	\$526,163	\$44,277	\$662,483	\$13,571	\$134,370	880630
	COX, CHRISTOPHER	O	REP	W	\$677,725	\$10,319	\$1,380	\$15,644	\$46	\$2,820	880630
	DEVORE, CHARLES S	O	REP	L	\$15,690	\$30,954	\$0	\$30,927	\$27	\$0	880630
	HYLTON, JOHN P	O	REP	L	\$30,954	\$14,051	\$0	\$18,823	\$28	\$0	880630
	KELLY, JOHN FRANZ	O	REP	L	\$18,851	\$10,512	\$0	\$26,097	\$94	\$0	880630
	KIERNIK, ADAM W	O	REP	L	\$10,554	\$993	\$0	\$1,993	\$0	\$735	880710
	LATHAM, KATHLEEN	O	REP	L	\$1,993	\$7,500	\$325	\$10,035	\$6,635	\$1,396	880630
	LENNEY, LIDA	O	DEM	W	\$16,671	\$536,045	\$29,860	\$591,158	-\$10,623	\$25,766	880630
	ROSENBERG, NATHAN	O	REP	L	\$578,115	\$21,191	\$1,000	\$44,790	\$10,784	\$3,383	880630
	SWAN, PEER A	O	REP	L	\$55,574	\$9,910	\$0	\$17,517	\$1,842	\$5,000	880630
	WILLIAMS, DAVID M	O	REP	L	\$17,390	\$9,100	\$0	\$446,316	\$0	\$0	880630
	YACOBOSZI, WILLIA	O	REP	L	\$446,356	\$23,820	\$0	\$8,672	\$11,898	\$9,312	880630
41	KRIPKE, DANIEL F	C	DEM	W	\$11,095	\$18,545	\$130,095	\$272,265	\$142,234	\$0	880630
	LOWERY, WILLIAM D	I	REP	W	\$342,792	\$199,863	\$0	\$165,847	\$306	\$12,977	880630
	DAVIS, DONALD GLE	O	REP	L	\$14,910	\$14,910	\$5,100	\$165,153	\$2,607	\$30,500	880630
42	HORN, STEPHEN	O	REP	L	\$240,121	\$240,121	\$0	\$273,344	\$2,607	\$195	880630
	KIMBROUGH, GUY CA	O	DEM	W	\$4,398	\$1,848	\$0	\$4,202	\$0	\$0	880630
	LITTLEFAIR, ANDRE	O	REP	L	\$227,574	\$200,961	\$4,050	\$189,792	\$7,352	\$42,873	880630

18-MONTH HOUSE LISTINGS: 1987-88

9 8 0 8 0 ? 0 5 9 9 2

ST	DIST	CANDIDATE	INC CHL	PTY	PRIM	NET RECEIPTS	INDIV CONTRIB	OTHER CHTE'S	NET DISBURSE	CASH ON HAND	DEBTS OWED	MOST RECENT REPORT
CA	42	BOHRBACHER, DANA	O	REP	W	\$280,680	\$186,891	\$48,733	\$266,237	\$14,443	\$106,680	880630
		WELBOURN, ROBERT	O	REP	L	\$67,315	\$55,815	\$0	\$67,257	\$57	\$11,500	880630
		WIEDER, HARRIETT	O	REP	L	\$474,766	\$365,343	\$59,905	\$442,293	\$32,472	\$40,000	880630
	43	GREENEBAUM, HOWAR	C	DEM	W	\$26,237	\$4,501	\$0	\$25,051	\$1,184	\$13,700	880630
		PACKARD, RONALD C	I	REP	W	\$119,251	\$31,941	\$73,640	\$67,844	\$150,538	\$0	880630
	44	ACLE, LUIS JR	C	REP	L	\$68,782	\$48,002	\$20,639	\$68,593	\$190	\$12,155	880630
		BATES, JIM	I	DEM	W	\$195,509	\$107,818	\$85,515	\$145,275	\$50,610	\$860	880630
		BUTTERFIELD, ROBE	C	REP	W	\$67,263	\$40,833	\$1,450	\$65,156	\$2,135	\$25,000	880630
	45	HUNTER, DUNCAN LE	I	REP	W	\$256,967	\$182,301	\$97,028	\$261,596	\$117,402	\$0	880630
CO	1	SCHROEDER, PATRIC	I	DEM	W	\$132,015	\$57,603	\$52,848	\$99,000	\$236,772	\$0	880630
		WOOD, JOY	C	REP		\$5,958	\$2,875	\$0	\$5,205	\$976	\$0	880630
	2	BATH, DAVID EUGEN	C	REP		\$32,913	\$22,835	\$4,133	\$26,950	\$5,962	\$16,752	880630
		BUCHANAN, MARY ES	C	REP		\$15,487	\$12,387	\$3,100	\$9,642	\$5,844	\$0	880630
		SKAGGS, DAVID E	I	DEM		\$314,737	\$111,275	\$190,539	\$188,688	\$129,118	\$8,018	880630
	3	CAMPBELL, BEN NIG	I	DEM		\$263,502	\$96,263	\$157,292	\$183,635	\$90,927	\$0	880630
		ZARTMAN, JAMES KI	C	REP		\$5,012	\$5,012	\$0	\$4,364	\$647	\$0	880630
	4	BROWN, HANK	I	REP		\$165,355	\$41,750	\$111,577	\$57,311	\$217,766	\$0	880630
	5	HEFLEY, JOEL MAUR	I	REP		\$141,175	\$66,162	\$68,462	\$80,090	\$76,366	\$0	880630
		KRAMER, KENNETH B	C	REP		\$42,457	\$42,457	\$1,550	\$58,757	\$1,424	\$5,744	880630
		MITCHELL, JOHN JO	C	DEM		\$761	\$186	\$0	\$738	\$21	\$500	880630
	6	EZZARD, MARTHA M	C	DEM		\$145,764	\$110,506	\$25,258	\$92,884	\$52,880	\$6,332	880630
CT	1	SCHAEFER, DAN	I	REP		\$188,469	\$71,317	\$111,485	\$119,562	\$113,336	\$0	880630
		KENNELLY, BARBARA	C	DEM		\$264,131	\$99,545	\$151,303	\$70,305	\$317,425	\$0	880630
	2	ROBLES, MARIO JR	C	REP		\$96,766	\$2,265	\$5,321	\$1,704	\$921	\$361	880630
		CARBERRY, GLENN T	C	REP		\$417,241	\$58,634	\$5,321	\$75,979	\$20,784	\$25,500	880630
	3	GEJDENSON, SAHUEL	I	DEM		\$206,443	\$102,869	\$97,597	\$190,948	\$132,877	\$0	880630
		MORRISON, BRUCE A	C	REP		\$45,743	\$21,214	\$200	\$43,721	\$63,410	\$17,759	880630
	*	FATTON, GERARD B	C	REP		\$35,212	\$17,470	\$0	\$35,212	\$2,021	\$0	871231
		COLLINS, WILLIAM	O	DEM		\$18,826	\$10,940	\$1,000	\$18,825	\$0	\$4,201	871126
		GIUSTI, PAUL ANTH	O	REP		\$29,994	\$27,350	\$0	\$29,994	\$0	\$0	871030
		NICKERSON, WILLIA	O	REP		\$13,384	\$12,035	\$200	\$13,301	\$82	\$0	871231
		VAN NORSTRAND, N	O	REP		\$15,437	\$11,303	\$0	\$343,431	\$0	\$0	871231
		BECKER, JOHN T	O	REP		\$417,600	\$36,510	\$100	\$417,600	\$0	\$0	871224
		METSOPOULOS, JOHN	O	REP		\$15,437	\$11,303	\$1,850	\$15,436	\$0	\$0	871231
		MORGAN, MICHAEL G	O	DEM		\$417,600	\$41,887	\$11,000	\$417,600	\$313	\$5,500	880630
		MORTON, MARGARET	O	DEM		\$180,264	\$134,850	\$31,100	\$176,912	\$6,571	\$41,649	880630
		NIEDERMEYER, CHRI	O	DEM		\$28,526	\$283,022	\$163,244	\$533,498	\$12,144	\$49,000	870701
		RICH, FRANK D JR	O	REP		\$77,200	\$0	\$1,500	\$65,055	\$22,784	\$4,269	880630
		SHAYS, CHRISTOPHE	I	REP		\$83,954	\$760,312	\$68,865	\$361,170	\$77,694	\$0	880629
	5	ROWLAND, JOHN G	I	REP		\$157,548	\$76,931	\$69,710	\$83,606	\$22,784	\$0	880630
		GRIFFIN, JAMES L	C	DEM		\$31,261	\$25,998	\$5,000	\$21,672	\$9,589	\$0	880703
	6	JOHNSON, NANCY LE	I	REP		\$191,860	\$165,568	\$25,160	\$121,830	\$7,449	\$0	880630
DC	0	FAUNTROY, WALTER	I	DEM	W	\$33,442	\$12,591	\$14,070	\$40,158	\$152,150	\$10,000	880630
DE	0	CARPER, THOMAS R	I	DEM		\$246,780	\$129,171	\$106,890	\$127,414	\$237	\$0	880630
FL	1	ARMBRUSTER, EDWAR	C	REP		\$3,034	\$2,034	\$0	\$2,796	\$0	\$15,000	880630
		HUTTO, EARL	I	DEM		\$2,983	\$26,154	\$46,875	\$76,408	\$70,379	\$15,000	880630
		PEADEN, DURELL	C	DEM		\$12,371	\$11,171	\$0	\$11,449	\$920	\$200	880630

* Figures include financial activity of special election candidates.

18-MONTH HOUSE BILLS: 91907-88

ST	DIST	CANDIDATE	INC CHL	PTY	PRIM	NET RECEIPTS	INDIV CONTRIB	OTHER CMTE'S	NET DISBURSE	CASH ON HAND	DEBITS OWED	MOST RECENT REPORT
FL	2	GRANT, BILL	I	DEM		\$205,862	\$105,336	\$82,050	\$162,024	\$44,345	\$0	880630
		GUNTER, RICHARD	C	REP		\$9,765	\$6,065	\$0	\$7,282	\$2,482	\$0	880630
	3	BENNETT, CHARLES	I	DEM		\$77,305	\$14,586	\$38,361	\$13,887	\$280,783	\$1,550	880630
	4	CHAPPELL, WILLIAM	I	DEM		\$490,152	\$282,596	\$180,150	\$201,634	\$445,416	\$0	880630
	5	MCCOLLUM, BILL	I	REP		\$170,223	\$123,469	\$44,035	\$142,447	\$249,805	\$0	880630
	6	CATES, NORMAN FRA	O	REP		\$4,432	\$4,432	\$0	\$3,280	\$1,151	\$0	880630
		GALLAGHER, LARRY	O	REP		\$5,312	\$5,312	\$20,250	\$13,694	\$65,914	\$0	880630
		MILLS, JOM L	O	DEM		\$79,609	\$10,650	\$0	\$2,711	\$38,938	\$0	880630
		STEARNS, CLIFFORD	O	REP		\$41,650	\$10,650	\$0	\$1,787	\$1,000	\$0	880630
		STEPP, KEN	O	REP		\$2,787	\$0	\$0	\$1,000	\$1,000	\$0	880630
	7	GIBBONS, SAM M	I	DEM		\$508,845	\$192,953	\$274,989	\$282,455	\$616,948	\$0	880630
	8	YOUNG, C W BILL	I	REP		\$132,662	\$35,720	\$65,400	\$70,068	\$389,503	\$0	880630
	9	BILIRAKIS, MICHAEL	I	REP		\$249,916	\$172,930	\$74,675	\$109,775	\$152,203	\$0	880630
	10	HIGGINBOTTOM, DAV	C	DEM		\$6,742	\$970	\$0	\$5,407	\$1,334	\$0	880715
		IRELAND, ANDY	C	REP		\$284,363	\$148,799	\$121,388	\$176,793	\$235,389	\$5,087	880630
	11	BORUM, RODNEY L	C	REP		\$47,413	\$8,235	\$0	\$47,178	\$234	\$0	880630
		MARTIN, RONALD KE	C	REP		\$14,717	\$5,647	\$0	\$13,829	\$887	\$0	880630
		NELSON, BILL	C	DEM		\$265,060	\$95,207	\$114,595	\$295,678	\$83,120	\$44,845	880630
		TOLLEY, WILLIAM R	I	REP		\$45,558	\$35,133	\$48,540	\$33,464	\$12,093	\$8,000	880630
	12	LEWIS, TOH	I	REP		\$250,045	\$184,314	\$0	\$184,931	\$218,483	\$0	880630
	13	BIDELMAN, PATRICI	O	DEM		\$4,321	\$4,321	\$0	\$1,454	\$2,866	\$0	880630
		CONWAY, JACK T	O	DEM		\$24,385	\$21,776	\$0	\$5,439	\$18,945	\$0	880630
		COPOCK, LEE	O	REP		\$31,194	\$30,399	\$500	\$31,414	-\$220	\$2,239	880630
		DOZIER, JAMES L	O	REP		\$85,000	\$52,000	\$0	\$53,707	\$11,291	\$12,500	880630
		GOS, PORTER JOHN	O	REP		\$362,360	\$296,604	\$15,680	\$260,853	\$101,506	\$23,000	880630
		PAPPAS, BRIAN J	O	REP		\$49,732	\$49,532	\$0	\$39,736	\$9,996	\$0	880630
		ROSEN, MARTIN AVR	O	DEM		\$790	\$0	\$0	\$756	\$33	\$0	880630
		WILHELM, ROBERT U	O	REP		\$67,735	\$60,981	\$500	\$67,734	\$0	\$5,764	880415
	14	ADAMS, KENNETH MA	O	REP		\$167,005	\$131,690	\$9,850	\$119,956	\$47,049	\$28,709	880630
		MOORE, REID	O	DEM		\$341,376	\$272,523	\$56,750	\$182,542	\$158,833	\$10,000	880630
		WILKEN, DOROTHY H	O	DEM		\$40,625	\$40,625	\$0	\$37,198	\$3,427	\$2,304	880630
		SHAW, E CLAY JR	I	REP		\$113,182	\$60,149	\$47,050	\$72,016	\$41,615	\$3,068	880630
	15	KUHLE, MICHAEL AL	C	DEM		\$152,466	\$107,380	\$35,500	\$96,202	\$177,075	\$10,750	880630
		SMITH, LAWRENCE J	C	REP		\$13,395	\$2,395	\$0	\$1,323	\$12,071	\$0	880415
	16	SMITH, LAWRENCE J	C	REP		\$397,289	\$208,657	\$176,263	\$191,412	\$1,944	\$0	880630
		LEHMAN, WILLIAM	I	DEM		\$285,340	\$166,883	\$108,750	\$174,375	\$262,907	\$0	880630
	17	PEPPER, CLAUDE	I	DEM		\$160,654	\$175,965	\$182,842	\$229,601	\$264,819	\$0	880630
	18	FASCELL, DANTE B	I	DEM		\$314,965	\$200,835	\$73,115	\$131,150	\$617,354	\$0	880630
	19	WHITE, WESLEY FOR	C	DEM		\$39,618	\$15,475	\$0	\$36,646	\$2,970	\$0	880630
GA	1	MEREDITH, JOHN CH	C	REP		\$12,395	\$8,855	\$0	\$11,321	\$1,074	\$0	880630
	2	HATCHER, CHARLES	I	DEM		\$179,928	\$103,318	\$61,369	\$145,937	\$19,572	\$0	880630
		HOLLAND, WILEY JU	C	DEM		\$176,228	\$59,156	\$113,283	\$117,837	\$88,177	\$6,918	880630
	3	HUGHENS, WALPH TE	C	REP		\$58,409	\$39,559	\$3,040	\$41,386	\$10,023	\$24,999	880630
	4	HAY, RICHARD B	I	REP		\$169,401	\$27,751	\$72,450	\$163,463	\$171,559	\$2,540	880630
		SWINDALL, PATRICK	I	REP		\$361,768	\$213,779	\$123,904	\$333,395	\$176,191	\$0	880630
		HARSCH, HENRY	C	DEM		\$2,804	\$2,804	\$0	\$2,804	\$0	\$0	880131
		JONES, BEN LEWIS	C	DEM		\$140,581	\$84,808	\$53,420	\$118,479	\$22,182	\$16,337	880630

18-MCMVIII HOUSE LISTINGS: 1987-88

8 8 0 8 0 ? U 3 9 9 4

ST	DIST	CANDIDATE	IMC CHL	PTY	PRIM	NET RECEIPTS	INDIV CONTRIB	OTHER CHTE'S	NET DISBURSE	CASH ON HAND	DEBTS OWED	MOST RECENT REPORT
GA	4	MORITAKIS, MICHIO	C	DEM		\$142,640	\$131,403	\$4,820	\$139,451	\$3,189	\$5,000	880630
	5	LEWIS, JOHN ROBER	I	DEM		\$112,705	\$29,236	\$79,865	\$48,500	\$64,562	\$0	880630
		TIBBS, JAMES W DR	C	REP		\$2,685	\$0	\$0	\$2,685	\$0	\$0	880630
	6	GIMGRICH, NEWTON	I	REP		\$392,956	\$261,731	\$128,574	\$339,586	\$64,865	\$9,900	880630
		WORLEY, DAVID JAM	C	DEM		\$128,897	\$57,526	\$68,250	\$60,119	\$68,778	\$0	880630
	7	DARDEN, GEORGE (B	I	DEM		\$283,262	\$114,978	\$154,522	\$118,784	\$214,350	\$1,235	880630
		JOHNS, KEVIN	C	REP		\$8,669	\$4,575	\$0	\$8,540	\$128	\$0	880630
		LAMURT, ROBERT BR	C	REP		\$14,351	\$3,410	\$0	\$10,081	\$4,270	\$0	880630
		RIVARD, ROBERT F	C	REP		\$6,662	\$1,711	\$0	\$5,925	\$737	\$0	880630
		YOOD, DAVID R	C	REP		\$5,135	\$3,035	\$0	\$5,075	\$59	\$2,281	880720
	8	ROWLAND, JAMES RO	I	DEM		\$159,538	\$71,286	\$76,092	\$94,637	\$207,208	\$0	880630
		STONE, ROBERT BAY	C	DEM		\$20,050	\$12,050	\$0	\$19,717	\$332	\$0	880714
	9	HOFFMAN, CHARLES	C	REP		\$14,039	\$12,902	\$0	\$13,958	\$81	\$0	880630
		HUTCHINS, JULIAN	C	REP		\$23,045	\$23,045	\$0	\$20,583	\$2,462	\$0	880630
		JERKINS, EDGAR L	I	DEM		\$255,577	\$36,015	\$178,550	\$132,712	\$539,216	\$0	880630
	10	BARNARD, DRUIE DO	I	DEM		\$131,550	\$7,650	\$47,120	\$29,558	\$506,594	\$0	880630
GU	0	BLAZ, BEN GARRIDO	I	REP		\$38,038	\$8,150	\$7,200	\$29,558	\$9,230	\$10,000	880630
HI	1	BITTNERMAN, MARY G	C	DEM		\$94,030	\$83,815	\$9,000	\$44,101	\$49,928	\$43,773	880630
		BLAIR, RUSSELL II	C	DEM		\$15,251	\$251	\$0	\$15,250	\$0	\$0	880415
		DOO, LEIGH-WAI	C	DEM		\$129,910	\$92,014	\$2,000	\$129,522	\$386	\$26,916	880630
		RADCLIFFE, JOHN H	C	DEM		\$104,603	\$55,103	\$22,450	\$100,851	\$3,751	\$39,524	880630
		SAIKI, PATRICIA F	I	REP		\$352,536	\$207,418	\$140,225	\$114,308	\$246,277	\$0	880630
		ANAKA, DANIEL KAH	I	DEM		\$192,479	\$123,318	\$59,960	\$94,408	\$152,862	\$0	880630
IA	1	LEACH, JIM	I	REP		\$17,734	\$8,725	\$8,860	\$16,366	\$1,368	\$1,465	880630
	2	TABOR, ERIC JON	C	DEM		\$108,099	\$99,202	\$69,000	\$74,220	\$65,323	\$0	880630
		TAUKE, THOMAS JOS	I	REP		\$119,764	\$29,213	\$118,897	\$177,317	\$63,414	\$0	880630
		NAGLE, DAVID R	C	REP		\$297,148	\$167,988	\$189,808	\$191,049	\$223,407	\$24,106	880630
	3	REDFERN, DONALD B	C	REP		\$274,241	\$76,284	\$4,500	\$78,927	\$86,809	\$9,900	880630
		SIMPSON, MARVIN B	C	REP		\$82,810	\$58,877	\$1,056	\$16,315	\$43	\$0	880630
		SMITH, NEAL E	C	REP		\$16,360	\$12,322	\$100,500	\$22,179	\$246,387	\$0	880630
	4	FREUND, GENE	I	DEM		\$70,139	\$36,261	\$31,725	\$61,222	\$8,916	\$6,688	880630
	5	LIGHTFOOT, JAMES	I	REP		\$230,238	\$148,441	\$75,576	\$145,665	\$88,041	\$1,381	880701
	6	EARLL, MICHAEL DE	C	DEM		\$3,607	\$3,372	\$0	\$3,437	\$169	\$0	880527
		GRANDY, FREDERICK	I	REP		\$310,631	\$106,278	\$178,703	\$202,446	\$111,296	\$126,271	880630
		O'BRIEN, DAVID AL	C	DEM		\$61,283	\$30,141	\$25,400	\$54,023	\$8,445	\$8,488	880630
ID	1	CRAIG, LARRY E	I	REP		\$197,471	\$104,243	\$88,435	\$144,161	\$68,139	\$0	880630
		GIVENS, JEANNE	C	DEM		\$32,418	\$11,365	\$20,800	\$19,719	\$12,700	\$3,476	880630
		ROBINSON, BRUCE O	C	DEM		\$29,059	\$2,495	\$500	\$28,545	\$513	\$26,708	880630
	2	REID, JAMET L	C	REP		\$10,122	\$122	\$144,342	\$10,965	-\$843	\$0	880630
		STALLINGS, RICHAR	I	DEM		\$263,668	\$105,584	\$500	\$176,484	\$91,957	\$37,760	880630
IL	1	WATKINS, DANE H	C	REP		\$62,229	\$31,585	\$56,384	\$96,792	\$13,035	\$6,572	880715
	2	HAYES, CHARLES A	I	DEM		\$74,325	\$16,590	\$200	\$225	\$230	\$0	880630
		HESPEL, WILLIAM T	C	REP		\$230	\$30	\$34,900	\$99,246	\$1,225	\$0	880630
		JONES, EMIL JR	C	DEM		\$100,472	\$46,261	\$1,000	\$53,991	\$73	\$13,357	880331
		REYNOLDS, MEL	C	DEM		\$54,065	\$42,065	\$91,568	\$144,605	\$2,463	\$35,693	880630
		SAVAGE, GUS	I	DEM		\$146,069	\$42,195	\$0	\$114,723	\$1,079	\$0	880630
		SHERMAN, NILES	C	DEM		\$11,404	\$1,404	\$0	\$11,723	\$0	\$0	880630

3 318-MONTH HOUSE LISTINGS 9 1987-88

ST	DIST	CANDIDATE	INC CHL OPN	PTY	PRIM	NET RECEIPTS	INDIV CONTRIB	OTHER CHMT'S	NET DISBURSE	CASH ON HAND	DEBITS OWED	MOST RECENT REPORT
IL	3	MCCARTHY, JOSEPH	C	REP	W	\$41,517	\$37,733	\$25	\$38,907	\$2,609	\$2,500	880630
		RUSSO, MARTIN A	I	DEM	W	\$404,379	\$116,647	\$267,291	\$295,940	\$110,544	\$0	880630
	4	DAVIS, JACK	I	REP	W	\$142,707	\$3,850	\$68,933	\$38,731	\$86,707	\$0	880630
	5	SANGMEISTER, GEOR	C	DEM	W	\$125,260	\$32,409	\$49,369	\$110,207	\$15,051	\$7,238	880630
	6	HOLOWINSKI, JOHN	C	REP	W	\$25,512	\$13,738	\$0	\$21,320	\$4,191	\$9,459	880630
	7	LIPINSKI, WILLIAM	I	DEM	W	\$96,003	\$35,660	\$58,964	\$100,509	\$13,718	\$0	880630
	8	LIPINSKI, WILLIAM J	C	DEM	W	\$12,955	\$4,780	\$7,251	\$7,251	\$5,702	\$0	880630
	9	ANDRLE, WILLIAM J	C	DEM	W	\$194,086	\$109,971	\$72,184	\$144,868	\$182,715	\$25,000	880630
	10	HYDE, HENRY JOHN	I	REP	W	\$136,807	\$10,455	\$117,093	\$95,496	\$145,191	\$47,886	871231
	11	COLLINS, CARDISS	I	DEM	W	\$26,440	\$26,195	\$0	\$600	\$170	\$25,190	880630
	12	DAVIS, DANNY K	C	DEM	L	\$18,166	\$13,000	\$0	\$17,996	\$170	\$2,500	880630
	13	HOWLETT, EDWARD G	C	REP	W	\$648,487	\$319,580	\$295,798	\$234,423	\$1,010,767	\$2,500	880630
	14	ROSTENKOWSKI, DAN	I	DEM	W	\$1,825	\$595	\$0	\$1,606	\$1,217	\$0	880630
	15	SOHN, HERBERT MD	C	REP	W	\$24,215	\$16,915	\$7,300	\$12,814	\$121,409	\$0	880707
	16	YATES, SIDNEY R	I	DEM	W	\$15,537	\$14,718	\$750	\$13,980	\$1,556	\$0	880630
	17	FRIDMAN, EUGENE	C	DEM	W	\$106,257	\$30,137	\$41,100	\$97,733	\$105,311	\$0	880630
	18	PORTER, JOHN EDWA	I	REP	W	\$10,554	\$10,512	\$0	\$26,097	\$94	\$0	880630
	19	KIERNIK, ADAM W	C	REP	L	\$121,162	\$61,180	\$105,950	\$121,381	\$207,936	\$6,890	880630
	20	ANNUZIO, FRANK	I	DEM	W	\$16,280	\$16,040	\$0	\$15,223	\$2,438	\$0	880410
	21	GOTTlieb, GEORGE	C	REP	W	\$41,941	\$10,941	\$0	\$40,112	\$1,827	\$0	880630
	22	ZENKICH, ELIAS R	C	REP	L	\$272,044	\$256,278	\$0	\$242,203	\$159,212	\$0	880630
	23	CRANE, PHILIP MIL	I	REP	W	\$2,300	\$2,000	\$0	\$1,469	\$992	\$0	880630
	24	LEONARDI, JOHN A	C	DEM	W	\$8,445	\$5,340	\$2,225	\$7,235	\$1,208	\$0	880630
	25	CRAIG, EVELYN	I	DEM	W	\$164,288	\$108,076	\$51,740	\$160,172	\$39,346	\$0	880630
	26	FAWELL, HARRIS W	I	REP	W	\$22,644	\$8,325	\$200	\$22,346	\$298	\$1,600	880630
	27	HAMILTON, GEORGE	C	REP	L	\$189,792	\$85,493	\$89,250	\$155,224	\$50,087	\$0	880630
	28	HASTERT, J DENNIS	I	REP	W	\$263,013	\$77,413	\$150,142	\$143,052	\$382,335	\$0	880630
	29	MADIGAN, EDWARD R	I	REP	W	\$11,958	\$9,982	\$520	\$3,929	\$8,028	\$0	880720
	30	CURL, THOMAS J (T	C	DEM	W	\$11,851	\$966	\$0	\$12,296	\$600	\$2,800	880630
	31	BOHNSACK, KENNETH	C	DEM	L	\$10,175	\$4,875	\$0	\$9,574	\$600	\$0	880630
	32	MAHAN, STEVEN E	C	DEM	W	\$174,906	\$106,527	\$58,843	\$115,745	\$205,772	\$0	880630
	33	MARTIN, LYNN MORL	I	REP	W	\$257,867	\$116,722	\$126,173	\$259,033	\$13,142	\$17,644	880630
	34	EVANS, LANE ALLEN	C	DEM	W	\$49,272	\$35,196	\$3,251	\$45,891	\$3,379	\$15,347	880630
	35	STEWART, WILLIAM	I	REP	W	\$624,177	\$175,618	\$423,040	\$396,312	\$328,181	\$20,000	880630
	36	MICHEL, ROBERT H	I	REP	W	\$138,296	\$57,916	\$43,850	\$96,122	\$42,173	\$0	871231
	37	STEPHENS, G DOUGL	C	DEM	W	\$3,147	\$571	\$0	\$3,059	\$0	\$25,000	880630
	38	WEST, JUSTIN ZACH	C	DEM	L	\$269,366	\$39,344	\$186,320	\$59,442	\$305,944	\$0	880415
	39	BRUCE, TERRY L	I	DEM	W	\$5,021	\$1,622	\$0	\$4,931	\$90	\$0	880630
	40	FUQUA, CHARLES RO	C	REP	L	\$18,716	\$1,070	\$600	\$4,549	\$14,167	\$17,046	880630
	41	KERANS, ROBERT F	C	REP	W	\$185,905	\$34,216	\$141,280	\$85,234	\$163,505	\$4,117	880630
	42	DURBIN, RICHARD J	I	DEM	W	\$30,244	\$26,999	\$2,100	\$14,177	\$15,364	\$0	880630
	43	JURGENS, PAUL EUG	C	REP	W	\$728,249	\$434,575	\$121,375	\$523,204	\$205,044	\$0	880630
	44	COSTELLO, JERRY F	O	DEM	W	\$77,600	\$40,432	\$3,670	\$74,433	\$3,176	\$79,051	880331
	45	FIELDS, PETE	O	DEM	L	\$68,345	\$37,518	\$6,200	\$40,890	\$27,316	\$11,550	880331
	46	GAFFNER, ROBERT H	O	REP	W	\$13,744	\$13,744	\$0	\$18,236	\$0	\$0	880315
	47	LUCAS, RONALD PAU	O	DEM	L	\$21,629	\$16,426	\$1,175	\$21,628	\$4,852	\$5,436	880630
	48	MANSFIELD, ROBERT	O	DEM	L	\$31,206	\$26,282	\$2,100	\$26,352	\$0	\$23,950	880630
	49	KELLEY, PATRICK J	O	REP	W	\$203,088	\$105,438	\$94,113	\$98,270	\$104,817	\$0	880412
	50	POSHARD, GLENDAL	O	DEM	W	\$6,071	\$1,130	\$0	\$6,071	\$0	\$4,057	880412
	51	PRINEAS, PETER GR	O	REP	L	\$0	\$0	\$0	\$0	\$0	\$0	880412

* Figures include financial activity of special election candidates.

8 18-MONTH ROUSSEAU LITVINGS \$ 9879886

ST	DIST	CANDIDATE	IMC CHL OPN	PTY	PRIM	NET RECEIPTS	INDIV CONTRIB	OTHER CMTE'S	NET DISBURSE	CASH ON HAND	DEBTS OWED	MOST RECENT REPORT	
IN	1	SKUBISH, LAWRENCE	C	REP	L	\$4,464	\$0	\$0	\$4,464	\$100	\$0	880413	
		VISCLOSKEY, PETER	I	DEM	W	\$153,510	\$49,110	\$181,750	\$106,635	\$61,177	\$0	\$0	880630
		PENCE, MICHAEL RI	C	REP	W	\$116,893	\$111,096	\$1,100	\$79,884	\$37,007	\$14,416	\$0	880630
		SCHWAB, RAYMOND E	C	REP	L	\$12,194	\$4,445	\$0	\$12,194	\$0	\$0	\$0	880630
		SHARP, PHILIP R	I	DEM	W	\$199,624	\$55,510	\$130,706	\$67,351	\$199,913	\$0	\$0	880630
		HILER, JOHN PATRI	I	REP	W	\$359,925	\$216,531	\$114,624	\$278,923	\$196,830	\$17,475	\$0	880630
		WARD, THOMAS W	C	DEM	W	\$331,986	\$84,278	\$226,582	\$155,215	\$177,524	\$0	\$0	880630
		COATS, DANIEL R	I	REP	W	\$172,892	\$60,988	\$96,902	\$93,034	\$227,300	\$12,928	\$0	880630
		LONG, JILL LYNETT	C	DEM	W	\$38,015	\$17,938	\$12,000	\$29,880	\$8,476	\$0	\$0	880630
		WELKER, DAVID DAN	C	DEM	L	\$23,206	\$1,406	\$53	\$23,205	\$0	\$0	\$0	880503
5	5	BURDEN, WAYNE LER	C	REP	L	\$240	\$0	\$0	\$240	\$0	\$15,009	880630	
		JONTZ, JAMES	I	DEM	W	\$479,901	\$134,739	\$329,409	\$193,663	\$287,000	\$0	\$0	880731
		RAJU, S GOPAL M D	C	DEM	L	\$7,040	\$1,770	\$0	\$4,373	\$2,310	\$0	\$0	880630
		WILLIAMS, PATRICI	C	REP	W	\$75,372	\$54,221	\$14,950	\$56,576	\$18,796	\$17,553	\$0	880630
		BURTON, DANNY LEE	I	REP	W	\$168,285	\$84,762	\$71,260	\$115,215	\$186,861	\$0	\$0	880304
		AZAR, RAY S	C	DEM	L	\$1,286	\$1,219	\$0	\$1,206	\$61	\$0	\$0	880413
		FOWLER, GEORGE F	C	DEM	L	\$936	\$250	\$0	\$875	\$136,371	\$0	\$0	880630
		MYERS, JOHN T	I	REP	W	\$70,096	\$5,736	\$47,150	\$59,246	\$4,112	\$0	\$0	880415
		PURCELL, JOHN KNO	C	DEM	L	\$5,000	\$0	\$0	\$987	\$4,112	\$0	\$0	880630
		WATERFILL, MARK R	C	DEM	W	\$23,907	\$700	\$15,350	\$23,898	\$8	\$3,500	\$0	880630
8	8	HARRIS, JAMES R	C	REP	W	\$68,159	\$40,605	\$7,400	\$67,874	\$283	\$19,350	880630	
		MCCLOSKEY, FRANK	I	DEM	L	\$325,276	\$96,793	\$212,485	\$177,829	\$151,278	\$43,141	\$0	880630
		MOURDOCK, RICHARD	C	REP	L	\$20,825	\$4,450	\$0	\$20,825	\$0	\$0	\$0	880630
		MYERS, JOHN L	C	REP	W	\$31,066	\$23,066	\$200	\$28,983	\$2,082	\$18,563	\$0	880415
		SMITH, JOHN LEE	C	REP	W	\$9,115	\$5,705	\$0	\$9,098	\$16	\$0	\$0	880630
		HAMILTON, LEE H C	I	DEM	L	\$218,975	\$123,510	\$82,266	\$108,878	\$125,948	\$0	\$0	880630
		JACOBS, ANDREW JR	I	DEM	W	\$18,015	\$16,387	\$0	\$6,620	\$29,741	\$0	\$0	880630
		ROBERTS, PAT	I	REP	W	\$138,886	\$44,487	\$73,950	\$44,636	\$314,121	\$15,000	\$0	880713
		HEINHARDT, PHIL	C	REP	W	\$15,569	\$545	\$0	\$14,289	\$1,279	\$0	\$0	880630
		SLATTERY, JAMES C	I	DEM	W	\$183,560	\$71,921	\$106,272	\$116,065	\$93,383	\$0	\$0	880630
KY	2	MEYERS, JAM	I	DEM	W	\$83,589	\$24,405	\$56,300	\$84,341	\$33,163	\$0	880630	
		GLICKMAN, DANIEL	I	DEM	W	\$407,510	\$205,371	\$191,665	\$197,298	\$220,502	\$0	\$0	880630
		THOMPSON, LEE	C	REP	L	\$44,716	\$36,564	\$1,100	\$38,687	\$6,030	\$0	880630	
		WHITTAKER, ROBERT	I	REP	W	\$134,134	\$3,739	\$102,430	\$81,598	\$393,806	\$0	\$0	880630
		HUBBARD, CARROLL	I	DEM	W	\$427,551	\$111,849	\$277,863	\$495,225	\$184,025	\$0	\$0	880504
		SMITH, LACEY THOM	C	DEM	L	\$542,798	\$89,813	\$0	\$474,698	\$68,098	\$406,647	\$0	880630
		NATCHER, WILLIAM	I	DEM	W	\$5,758	\$0	\$0	\$5,728	\$29	\$0	\$0	880630
		TORI, MARTIN A	C	REP	W	\$23,735	\$1,235	\$500	\$20,732	\$3,001	\$0	\$0	880630
		DUNNAGAN, PHILIP	C	REP	W	\$4,687	\$3,780	\$0	\$3,759	\$216	\$500	\$0	880630
		HUTTER, JEFFREY V	C	DEM	L	\$195,246	\$92,737	\$91,475	\$194,355	\$891	\$0	\$0	880630
4	4	KLEIN, TOMMY	C	REP	L	\$20	\$0	\$0	\$20	\$0	\$10,080	880630	
		MAZZOLI, ROMANO L	I	DEM	W	\$286,332	\$130,995	\$131,900	\$306,626	\$3,185	\$0	\$0	880630
		BUNNING, JIM	I	REP	W	\$325,217	\$173,370	\$140,114	\$116,022	\$212,132	\$0	\$0	880630
		ROGERS, HAROLD DA	I	REP	W	\$123,909	\$65,126	\$42,616	\$88,212	\$171,348	\$0	\$0	880630
		HOPKINS, LARRY JO	I	REP	W	\$257,640	\$125,441	\$75,900	\$79,524	\$255,961	\$0	\$0	880630
		PATTON, MILTON	C	DEM	W	\$24,258	\$13,908	\$5,000	\$17,579	\$6,677	\$5,000	\$0	880630
		PERKINS, CARL CHR	I	DEM	W	\$220,028	\$76,867	\$142,850	\$149,939	\$71,201	\$3,729	\$0	880630
		SCOTT, WILLIAM TH	C	REP	W	\$204,451	\$195,595	\$3,540	\$138,476	\$65,974	\$7,593	\$0	880630

8 18-MONTH HOUSE LISTINGS: 1987-88

ST	DIST	CANDIDATE	INC CHL	PTY	PRIM	NET RECEIPTS	INDIV CONTRIB	OTHER CMTE'S	NET DISBURSE	CASH ON HAND	DEBITS OWED	MOST RECENT REPORT
LA	1	LIVINGSTON, ROBER	I	REP		\$125,060	\$28,603	\$83,484	\$52,358	\$103,867	\$0	880630
		HOMIG, ERIC	C	DEM		\$2,957	\$2,101	\$54	\$1,097	\$1,860	\$0	880630
	2	BOGOS, LINDY HALE	I	DEM		\$200,201	\$91,945	\$98,550	\$95,192	\$165,228	\$0	880630
	3	TAUZEM, WILBERT J	I	DEM		\$193,595	\$20,400	\$143,603	\$413,468	\$201,128	\$0	880630
	* 4	BAIN, TROY EVANS	O	DEM		\$220,014	\$38,548	\$5,000	\$214,425	\$5,590	\$8,300	880331
		BYARS, MOEL E	O	DEM		\$5,171	\$3,820	\$0	\$5,170	\$0	\$0	880331
		CASH, ROCKY TED	O	DEM		\$12,950	\$40,539	\$0	\$12,950	\$0	\$59,000	880630
		JONES, J MARSHALL	O	DEM		\$191,039	\$43,534	\$0	\$191,038	\$994	\$71,000	880630
		LEACH, CLAUDE "BU	O	DEM		\$114,534	\$9,978	\$200	\$113,539	\$0	\$8,475	880415
		PHILLIPS, JUNE J	O	DEM		\$21,178	\$89,375	\$0	\$21,178	\$4,918	\$84,288	880630
		TIMER, STANLEY R	O	DEM		\$91,678	\$297,515	\$159,500	\$86,759	\$2,399	\$60,500	880630
		CAMPBELL, FOSTER	O	DEM		\$597,829	\$320,602	\$159,377	\$478,041	\$50,469	\$46,476	880630
		MCCRERY, JAMES OT	I	REP		\$528,817	\$95,375	\$71,150	\$86,181	\$323,613	\$3,109	880630
5		HUCKABY, THOMAS J	I	DEM		\$187,235	\$143,778	\$86,400	\$206,016	\$20,460	\$346,568	880630
6		BAKER, RICHARD HU	I	REP		\$235,467	\$74,790	\$160,250	\$167,647	\$79,636	\$16,950	880630
7		HAYES, JAMES ALIS	I	DEM		\$243,297	\$27,889	\$1,500	\$167,647	\$3,989	\$7,400	880630
8		FREEMAN, ROBERT L	C	DEM		\$35,449	\$107,016	\$117,214	\$166,756	\$64,422	\$23,392	880630
		HOLLOWAY, CLYDE C	I	REP		\$227,022	\$97,451	\$23,583	\$86,257	\$50,411	\$0	880630
		WILLIAMS, FAYE	C	DEM		\$133,194	\$97,451	\$11,650	\$40,448	\$270,031	\$0	880630
1		CONTE, SILVIO O	I	REP		\$42,152	\$108,046	\$11,284	\$111,284	\$119,637	\$4,068	880630
2		NEAL, RICHARD E	O	DEM		\$258,275	\$124,603	\$51,950	\$124,603	\$119,637	\$4,822	880630
3		EARLY, JOSEPH DAN	I	DEM		\$176,753	\$202,309	\$94,335	\$194,245	\$143,432	\$1,282	880630
4		FRANK, BARNEY	I	DEM		\$300,199	\$11,430	\$300	\$12,124	\$106	\$1,282	880630
		TUCKER, DEBRA R	C	REP		\$12,230	\$301,794	\$300	\$287,809	\$21,158	\$5,689	880630
5		ATKINS, CHESTER G	I	DEM		\$303,608	\$941	\$76,750	\$5,617	\$313	\$14,140	880630
		HUDSON, THOMAS DA	C	LIB		\$5,930	\$145,364	\$139,786	\$139,786	\$176,433	\$18,374	880630
6		MAVROULES, NICHOL	C	DEM		\$222,507	\$29,203	\$1,075	\$40,472	\$396	\$130,068	880630
		MCCARTHY, PAUL	I	REP		\$40,918	\$411,569	\$0	\$87,225	\$448,295	\$0	880630
7		MARKEY, EDWARD JO	I	DEM		\$334,393	\$779,774	\$180,405	\$859,717	\$144,724	\$0	880630
8		KENNEDY, JOSEPH P	I	DEM		\$984,142	\$170,270	\$141,230	\$205,552	\$302,323	\$0	880630
9		MOAKLEY, JOHN JOS	I	DEM		\$329,234	\$2,210	\$0	\$6,854	\$45,361	\$49,000	880630
10		BRYAN, JON LANCE	C	REP		\$52,216	\$71,037	\$39,125	\$99,665	\$47,557	\$5,114	880630
		STUDDS, GERRY EAS	I	DEM		\$112,397	\$46,660	\$71,750	\$61,445	\$459,280	\$0	880630
		DONNELLY, BRIAN J	I	DEM		\$155,345	\$80,830	\$277,500	\$269,891	\$97,395	\$7,089	880630
11		DYSON, ROY CONGRE	I	DEM		\$360,467	\$3,470	\$0	\$2,330	\$2,701	\$0	880630
1		GILCHREST, WAYNE	C	REP		\$5,032	\$2,885	\$0	\$3,200	\$0	\$0	880715
		MEYERS, JOHN VANC	C	REP		\$3,001	\$20,042	\$10,500	\$28,962	\$1,869	\$0	880630
2		BARTENFELDER, JOS	C	DEM		\$30,833	\$357,602	\$190,400	\$317,961	\$255,211	\$5,837	880630
		BRNTLEY, HELEM DE	I	REP		\$559,595	\$139,797	\$116,831	\$142,763	\$153,768	\$0	880630
3		CARDIN, BENJAMIN	I	DEM		\$265,801	\$0	\$0	\$100	\$0	\$0	880311
		HARRIS, DOUGLAS C	C	REP		\$0	\$8,324	\$0	\$7,237	\$1,936	\$1,000	880630
		PIERPONT, ROSS E	C	REP		\$9,349	\$189,679	\$287,423	\$328,705	\$215,369	\$144,012	880630
4		MCHILLEN, C THOMA	I	DEM		\$542,796	\$10,890	\$0	\$10,595	\$294	\$0	880225
		BOXBOROUGH, CLAUD	C	REP		\$10,890	\$179,699	\$140,205	\$280,404	\$306,404	\$0	880630
5		HOYER, STERY HAMI	I	DEM		\$349,221	\$46,272	\$107,860	\$133,273	\$101,600	\$0	880630
6		BYRON, BEVERLY B	I	DEM		\$162,019	\$35,460	\$42,250	\$94,027	\$41,233	\$0	880630
7		MFUME, KWEISI	I	DEM		\$89,929	\$35,460	\$0	\$0	\$0	\$0	880630

* Figures include financial activity of special election candidates.

8 18-MONTH HOUSE LISTINGS: 9 1987-88

ST	DIST	CANDIDATE	IMC CHL OPN	PTY	PRIM	NET RECEIPTS	INDIV CONTRIB	OTHER CMTE'S	NET DISBURSE	CASH ON HAND	DEBTS OWED	MOST RECENT REPORT
MD	8	MORELLA, CONSTANC	I	REP	W	\$463,706	\$262,679	\$178,496	\$253,943	\$213,354	\$0	880630
		BENNS, GEORGE W	C	DEM	L	\$0	\$123,934	\$124,811	\$400	\$118,123	\$0	880323
		FRANCHOT, PETER	C	DEM	W	\$16,415	\$0	\$0	\$131,548	\$12,843	\$0	880415
		GLYNN, ROSEMARY	C	DEM	L	\$18,420	\$18,420	\$0	\$7,753	\$0	\$0	871231
		LICHTMAN, ALLAN	C	DEM	L	\$600,140	\$97,459	\$3,575	\$595,226	\$5,071	\$219,048	880630
ME	1	BEAN-JONES, LINDA	C	REP	L	\$252,021	\$97,463	\$141,291	\$113,472	\$133,007	\$11,219	880630
		BRENNAN, JOSEPH E	I	DEM	W	\$81,758	\$72,955	\$1,550	\$74,845	\$7,885	\$0	880630
		O'HEARA, EDWARD S	C	REP	W	\$21,926	\$13,035	\$3,216	\$13,310	\$8,486	\$3,677	880630
		HAYES, KENNETH P	C	DEM	W	\$101,503	\$69,986	\$21,550	\$37,082	\$68,212	\$0	880630
		SNOWE, OLYMPIA J	I	REP	W	\$118,063	\$29,823	\$58,066	\$80,075	\$45,969	\$0	880630
MI	1	CONYERS, JOHN JR	I	DEM		\$0	\$0	\$0	\$5	\$0	\$0	880630
		JENSEN, PAUL S	C	REP		\$335,396	\$247,214	\$80,883	\$182,836	\$152,558	\$0	880630
		POLLACK, LEHA	C	DEM		\$387,873	\$281,526	\$83,115	\$244,369	\$298,936	\$0	880630
		PURSELL, CARL D	I	REP		\$34,683	\$19,198	\$0	\$33,077	\$1,605	\$19,908	880630
		ALLGALER, CALVIN	C	REP		\$251,548	\$121,213	\$107,725	\$204,374	\$154,603	\$0	880630
		WOLPE, HOWARD E	I	DEM		\$219,124	\$129,037	\$53,458	\$168,414	\$51,086	\$38,789	880630
		UPTON, FREDERICK	I	DEM		\$23,511	\$17,911	\$0	\$12,874	\$3,100	\$0	880630
		CATCHICK, JAMES H	C	DEM		\$258,262	\$197,149	\$52,325	\$97,539	\$200,329	\$0	880630
		HENRY, PAUL B	I	REP		\$288,069	\$110,364	\$156,298	\$150,297	\$190,307	\$0	880630
		CARR, BOB	I	DEM		\$3,075	\$3,075	\$0	\$0	\$3,075	\$312	880601
		SCHULTZ, SCOTT T	C	REP		\$612	\$0	\$0	\$295	\$17,519	\$0	880630
		WRIGHT, DALE ANTH	C	LIB		\$73,091	\$29,357	\$40,350	\$56,256	\$2,104	\$16,736	880713
		KILDEE, DALE E	I	DEM		\$27,251	\$9,486	\$500	\$22,548	\$0	\$0	880630
		KOELSCH, WILLIAM	C	REP		\$115,132	\$52,023	\$48,037	\$81,316	\$163,959	\$0	880630
		TRAXLER, BOB	I	DEM		\$291,949	\$120,736	\$166,600	\$283,240	\$111,063	\$0	880630
		VANDER JAGT, GUY	I	REP		\$10,380	\$0	\$0	\$10,380	\$0	\$45,455	880630
		DILTS, SUE	C	DEM		\$494,207	\$302,871	\$169,068	\$299,775	\$212,090	\$0	880630
		SCHUETTE, WILLIAM	I	REP		\$326,514	\$129,901	\$168,018	\$204,342	\$320,162	\$0	880630
		DAVIS, ROBERT W	I	REP		\$6,382	\$2,384	\$0	\$6,373	\$49,396	\$0	880630
		GOULD, MARCIA RAE	C	DEM		\$169,351	\$132,776	\$33,234	\$119,955	\$148,815	\$0	880630
		IRWIN, MITCH	C	DEM		\$251,178	\$64,470	\$178,769	\$150,728	\$440	\$0	880630
		BONIOR, DAVID E	I	DEM		\$9,910	\$3,370	\$6,540	\$9,469	\$3,149	\$2,500	880713
		CARL, DOUGLAS WAY	C	REP		\$29,490	\$21,240	\$5,750	\$26,340	\$55,114	\$0	880630
		COLLINS, BARBARA	C	DEM		\$53,439	\$11,808	\$37,920	\$48,685	\$1,194	\$1,384	880630
		CROCKETT, GEORGE	C	DEM		\$10,830	\$7,247	\$0	\$9,635	\$140,455	\$0	880630
		KLER, MARLENE	C	DEM		\$170,948	\$46,317	\$106,295	\$79,056	\$149,663	\$0	880630
		HERTEL, DENNIS M	I	DEM		\$205,229	\$42,566	\$160,636	\$111,509	\$309,386	\$0	880630
		FORD, WILLIAM D	I	DEM		\$463,073	\$112,325	\$335,115	\$254,337	\$143,762	\$0	880630
		DINGELL, JOHN D	I	DEM		\$133,769	\$42,661	\$80,650	\$92,822	\$539,676	\$0	880630
		LEVIN, SANDER	I	DEM		\$157,507	\$88,284	\$21,700	\$48,424	\$207,481	\$6,945	880630
		BROOKFIELD, WILLI	I	REP		\$164,814	\$86,189	\$68,570	\$61,390	\$207,481	\$4,230	880630
		PENNY, TIMOTHY J	I	DPL		\$17,317	\$11,817	\$500	\$16,811	\$506	\$0	880630
		SCHRIMPF, CURTIS	C	REP		\$21,280	\$12,851	\$0	\$12,606	\$8,674	\$0	880630
		PETERSON, DOUGLAS	C	DEM		\$363,629	\$221,442	\$116,796	\$309,779	\$219,738	\$0	880630
		WEBER, VIM	I	REP		\$233,008	\$69,979	\$136,636	\$210,893	\$336,055	\$0	880630
		FRENZEL, BILL	I	REP		\$11,264	\$4,262	\$0	\$5,830	\$5,434	\$5,000	880630
		MAITLAND, IAN HAM	C	REP		\$144,392	\$27,267	\$105,709	\$71,326	\$183,422	\$0	880630
		VENTO, BRUCE F	I	DEM								

8 3 0 8 0 ? 0 3 9 9 9
 18-MONTH HOUSE LISTINGS: 1987-88

ST	DIST	CANDIDATE	INC CHL OPN	PTY	PRIM	NET RECEIPTS	INDIV CONTRIB	OTHER CHIEF'S	NET DISBURSE	CASH ON HAND	DEBITS OWED	MOST RECENT REPORT
MM	5	SABO, MARTIN OLAV	I	DEM		\$272,829	\$79,055	\$178,243	\$136,955	\$235,543	\$24,392	880630
	6	PLOETZ, RAY (RAYH)	C	REP		\$67,108	\$20,685	\$2,018	\$65,395	\$289,330	\$3,714	880630
	7	SIKORSKI, GERRY	I	DFL		\$381,554	\$134,189	\$233,003	\$108,645	\$1,893	\$0	880630
		HANSON, AL	C	DEM		\$46,044	\$37,113	\$2,150	\$19,328	\$26,715	\$0	880630
		HANSON, MARV	C	DEM		\$36,642	\$22,520	\$7,650	\$37,124	\$2,047	\$22,925	880630
		PETERSON, COLLIN	C	DEM		\$295,080	\$144,836	\$141,925	\$206,257	\$138,202	\$0	880630
		STANGELAND, ARLAM	I	REP		\$177,986	\$30,983	\$129,995	\$68,878	\$243,814	\$525	880630
		OBERSAR, JAMES L	I	DEM		\$22,090	\$102,330	\$86,207	\$86,207	\$101,019	\$3,569	880630
MO	1	CLAY, WILLIAM LAC	I	DEM		\$399,754	\$233,746	\$148,252	\$200,662	\$202,491	\$0	880630
	2	BUECHNER, JOHN W	I	REP		\$31,246	\$30,455	\$650	\$23,388	\$7,857	\$19,931	880630
		BURNS, CLEMENT E	C	DEM		\$96,003	\$36,226	\$37,449	\$80,963	\$15,039	\$0	880630
		FKIGNENBAUM, BOB	C	DEM		\$16,035	\$7,940	\$8,020	\$8,076	\$7,958	\$0	880630
	3	BARRY, PHILIP M	C	DEM		\$131,523	\$13,988	\$60,150	\$67,777	\$63,924	\$0	880630
		GEPHARDT, RICHARD	I	DEM		\$27,469	\$23,604	\$0	\$20,360	\$2,874	\$6,215	880630
		HEARNE, MARK F "T"	C	REP		\$16,172	\$16,172	\$0	\$13,297	\$2,874	\$0	880630
		KERRY, GEORGE J	C	DEM		\$75,601	\$67,914	\$0	\$56,300	\$248	\$0	880630
		TEMPORITI, JOHN J	C	DEM		\$9,601	\$4,515	\$0	\$6,750	\$2,851	\$5,000	880630
		VONDER BRUEGGE, R	C	REP		\$205,937	\$86,380	\$119,200	\$95,658	\$23,294	\$0	880630
	4	SKELTON, IKE	I	DEM		\$170,413	\$45,276	\$116,498	\$106,403	\$198,585	\$2,000	880630
	5	WHEAT, ALAN	I	DEM		\$170,314	\$72,561	\$84,220	\$69,974	\$203,218	\$0	880630
	6	COLEMAN, E THOMAS	I	REP		\$68,102	\$25,803	\$39,175	\$67,521	\$1,744	\$6,000	880630
		HUGHES, DOUGLAS R	C	DEM		\$39,185	\$22,206	\$6,850	\$37,440	\$480	\$20,256	880630
	7	BACON, MAX EDMOND	C	DEM		\$12,910	\$8,260	\$2,250	\$12,552	\$356	\$0	880630
		CAGLE, ROY	O	REP		\$112,860	\$90,016	\$0	\$95,859	\$16,999	\$17,593	880630
		HANCOCK, MELTON D	O	REP		\$6,818	\$2,910	\$0	\$5,109	\$2,210	\$130	880630
		HUFF, CECIL W	O	REP		\$261,460	\$34,457	\$40,025	\$231,621	\$29,839	\$170,764	880630
		JASPERS, KEITH A	O	DEM		\$81,551	\$64,734	\$16,750	\$58,754	\$22,796	\$0	880630
		NOGLER, GARY	O	REP		\$136,684	\$102,141	\$15,150	\$109,667	\$27,017	\$32,154	880630
		SMITH, DENNIS W	O	REP		\$12,518	\$813	\$500	\$11,573	\$945	\$596	880630
	8	BOCK, HARRY RILEY	C	DEM		\$204,719	\$92,073	\$108,304	\$144,731	\$60,669	\$63,478	880630
		CRYTS, PHILLIP WA	C	DEM		\$280,201	\$130,651	\$138,925	\$140,414	\$145,395	\$4,600	871231
		EMERSON, N WILLIA	I	REP		\$13,597	\$6,790	\$1,750	\$13,581	\$0	\$0	880630
	9	UTHLAUT, RALPH JR	C	REP		\$184,299	\$68,431	\$111,235	\$79,088	\$105,673	\$0	880630
		VOLKMAN, HAROLD L	I	DEM		\$6,015	\$5,015	\$0	\$4,248	\$1,765	\$0	880630
		COOSE, ALONZO L (C	REP		\$131,527	\$6,050	\$101,500	\$23,238	\$339,099	\$26,167	880630
MS	1	WHITTEN, JAMIE LL	I	DEM		\$111,016	\$46,197	\$9,733	\$96,912	\$14,103	\$41,592	880630
	2	COLEMAN, JACK	C	REP		\$379,910	\$127,592	\$252,140	\$343,130	\$46,154	\$0	880208
		ESPY, ALPHONSO MI	I	DEM		\$671	\$70	\$0	\$6,671	\$0	\$0	880630
	3	BOURLAND, JINNIE	C	REP		\$53,710	\$8,750	\$37,050	\$36,246	\$116,460	\$28,426	880630
		MONTGOMERY, GILLE	I	DEM		\$108,065	\$65,991	\$4,250	\$101,946	\$6,918	\$0	880630
	4	COLLINS, THOMAS E	O	REP		\$90,125	\$39,150	\$875	\$89,709	\$415	\$40,000	880331
		DAVIS, PHILLIP RA	O	REP		\$44,097	\$42,140	\$0	\$48,035	\$60	\$6,441	880410
		GUNN, MIKE	O	REP		\$38,216	\$18,923	\$0	\$38,215	\$0	\$0	880331
		HENRY, MARK	O	REP		\$67,109	\$16,478	\$4,200	\$26,697	\$0	\$34,295	880715
		MOAK, ROBERT WARR	O	DEM		\$482,393	\$106,709	\$83,150	\$431,399	\$50,993	\$254,083	880630
		PARKER, PAUL MICH	O	DEM		\$117,232	\$26,500	\$5,000	\$117,203	\$28	\$109,617	880331
		PATTERSON, STEVEN	O	DEM		\$224,125	\$88,304	\$79,636	\$223,977	\$147	\$3,154	880630
		PIGOTT, JOE BRADL	O	DEM		\$98,660	\$53,904	\$5,300	\$96,906	\$1,753	\$24,274	880630
		STUBBS, W TERRELL	O	DEM								

18-MONTH HOUSE LISTINGS: 1987-88
 8 8 0 8 0 1 0 4 0 0 0

ST	DIST	CANDIDATE	IMC CHL OPN	PTY	PRIM	NET RECEIPTS	INDIV CONTRIB	OTHER CMTTE'S	NET DISBURSE	CASH ON HAND	DEBTS OWED	MOST RECENT REPORT	
MS	4	TAGGART, R ANDREW	O	REP	R	\$84,942	\$75,700	\$1,250	\$84,613	\$328	\$15,738	880630	
		WATKINS, CLINTON	O	DEM	L	\$284,213	\$11,211	\$1,000	\$284,213	\$0	\$0	\$0	880630
		COATE, ARLOW 'BLA	O	DEM	L	\$26,501	\$15,524	\$500	\$24,485	\$2,014	\$10,000	\$0	880630
		FOWLER, GRADY DOS	O	DEM	L	\$112,411	\$100,095	\$2,250	\$106,205	\$6,203	\$3,000	\$0	880331
		HALL, GEORGE ROBE	O	REP	R	\$34,000	\$18,000	\$0	\$31,453	\$2,546	\$19,306	\$0	880415
		HAVERS, LYNN	O	DEM	L	\$22,508	\$452	\$0	\$18,641	\$3,866	\$20,000	\$0	880630
		MCVEAY, JIM	O	DEM	L	\$34,721	\$14,631	\$0	\$33,936	\$784	\$19,565	\$0	880217
		MITCHELL, GLENN W	O	REP	L	\$25,697	\$14,744	\$5,250	\$18,656	\$7,041	\$12,300	\$0	880331
		MOOSA, CHRISTOPHE	O	REP	L	\$271,350	\$194,834	\$27,400	\$253,903	\$17,447	\$20,000	\$0	880630
		SMITH, LARKIN I	O	REP	R	\$2,500	\$2,500	\$0	\$1,465	\$1,034	\$0	\$0	880329
MT	1	STONE, JOE	O	DEM	L	\$60,845	\$31,601	\$17,000	\$53,204	\$7,639	\$5,000	\$0	880331
		TAYLOR, GARY EUGE	O	DEM	L	\$45,645	\$30,645	\$5,000	\$32,813	\$9,041	\$3,052	\$0	880531
		WHITE, GLENN LOUI	O	DEM	R	\$23,021	\$9,404	\$2,040	\$27,723	\$297	\$17,711	\$0	880630
		FENLASON, JAMES J	C	REP	W	\$120,511	\$22,216	\$91,325	\$80,945	\$114,401	\$104,000	\$0	880630
		WILLIAMS, PAT	I	DEM	W	\$213,041	\$124,758	\$77,584	\$160,672	\$104,000	\$19,531	\$0	880630
		MARLENEE, ROM C	I	REP	W	\$186,481	\$77,989	\$83,654	\$140,169	\$46,762	\$19,531	\$0	880630
		O'BRIEN, RICHARD	C	DEM	W	\$91,285	\$8,385	\$69,000	\$48,301	\$295,998	\$15,023	\$0	880331
		JONES, WALTER B	I	DEM	W	\$2,946	\$2,936	\$0	\$3,326	\$28	\$0	\$0	880122
		MOYE, HOWARD DEWI	C	REP	W	\$675	\$500	\$0	\$647	\$28	\$0	\$0	880630
		LAWRENCE, DANIEL	C	REP	L	\$63,721	\$14,726	\$45,700	\$62,757	\$52,062	\$79,257	\$0	880630
NC	1	VALENTINE, ITINOU	I	DEM	W	\$152,459	\$56,659	\$95,149	\$74,903	\$79,257	\$0	\$0	880630
		LANCASTER, H MART	I	DEM	W	\$281,800	\$258,558	\$19,250	\$272,544	\$9,254	\$44,905	\$0	880630
		FETZER, TOM	C	REP	W	\$518,256	\$237,720	\$270,314	\$333,757	\$193,705	\$0	\$0	880630
		PRICE, DAVID E	I	DEM	W	\$229,556	\$178,062	\$13,996	\$205,657	\$29,256	\$30,454	\$0	880630
		GRAY, LYONS	C	REP	W	\$384,197	\$228,350	\$228,350	\$188,313	\$239,534	\$0	\$0	880630
		NEAL, STEPHEN L	I	DEM	W	\$343,087	\$119,764	\$135,300	\$223,588	\$137,984	\$13,999	\$0	880630
		COBLE, JOHN HOWAR	I	REP	W	\$321,547	\$186,780	\$146,379	\$284,917	\$34,810	\$50,000	\$0	880630
		GILMORE, THOMAS O	C	DEM	W	\$211,841	\$7,350	\$120,450	\$137,923	\$331,886	\$0	\$0	880630
		ROSE, CHARLES G I	I	DEM	W	\$75,851	\$70,631	\$400	\$68,493	\$7,354	\$5,093	\$0	880630
		BLANTON, THEODORE	I	REP	W	\$249,637	\$32,346	\$168,025	\$142,715	\$363,921	\$0	\$0	880630
MD	0	HEFNER, W G (BILL	I	DEM	W	\$299,201	\$150,527	\$139,600	\$188,042	\$131,227	\$0	\$0	880630
		MCMILLAN, J ALEX	I	REP	W	\$10,696	\$9,633	\$77,450	\$9,966	\$23,644	\$84,000	\$0	880630
		SHOLANDER, MARK E	C	DEM	W	\$154,998	\$70,915	\$0	\$136,800	\$1,423	\$0	\$0	880630
		BALLENGER, THOMAS	I	REP	W	\$3,081	\$3,081	\$0	\$1,658	\$130,289	\$0	\$0	880630
		RHYNE, JACK L	C	DEM	W	\$210,857	\$64,436	\$139,910	\$81,133	\$8,231	\$0	\$0	880630
		CLARKS, JAMES MCC	I	DEM	W	\$76,181	\$53,549	\$6,350	\$67,949	\$0	\$14,076	\$0	880630
		TAYLOR, CHARLES H	C	REP	W	\$450,349	\$127,965	\$298,796	\$339,909	\$314,009	\$1,507	\$0	880203
		DORGAN, BYRON L	I	DEM	L	\$12,411	\$12,399	\$0	\$12,411	\$0	\$0	\$0	880630
		INGSTAD, JACK W	C	REP	L	\$131,239	\$106,919	\$1,000	\$91,581	\$39,656	\$10,972	\$0	880630
		SYDNESS, STEVEN K	C	REP	W	\$44,110	\$75,444	\$32,820	\$81,847	\$56,571	\$2,879	\$0	880630
NE	1	BEREUTER, DOUGLAS	I	REP	W	\$67,273	\$31,343	\$11,450	\$41,195	\$2,914	\$2,879	\$0	880630
		JONES, WARREN D (C	DEM	W	\$373,926	\$89,362	\$6,020	\$66,914	-\$6,306	\$49,853	\$0	880630
		ABBOUD, CHRIS	O	REP	L	\$3,660	\$850	\$102,831	\$340,181	\$33,688	\$223,221	\$0	880630
		HOAGLAND, PETER	O	DEM	W	\$3,660	\$850	\$0	\$3,564	\$96	\$1,045	\$0	880331
		JENNINGS, CARL	O	REP	L	\$171,573	\$133,547	\$37,558	\$153,884	\$17,688	\$2,427	\$0	880420
		MILDER, ALICE ROS	O	REP	L	\$510,315	\$349,829	\$24,799	\$504,650	\$6,585	\$162,561	\$0	880630
		SCHENKEN, JERRY	O	REP	W	\$24,762	\$5,880	\$0	\$24,396	\$95	\$11,166	\$0	880630
		WILKEN, DAVID A	O	DEM	L	\$147,939	\$115,858	\$17,400	\$145,573	\$2,366	\$14,000	\$0	880630
		ZORINSKY, CECILE	O	DEM	L								

18-MONTH HOUSE LISTINGS: 1987-88

8 104081

ST	DIST	CANDIDATE	INC CHL	PTY	PRIM	RECEIPTS	INDV CONTRIB	OTHER CMT'S	NET DISBURSE	CASH ON HAND	DEBTS OWED	MOST RECENT REPORT
NE	3	RACEK, JOHN D	C	DEM	W	\$7,640	\$1,340	\$2,500	\$934	\$6,705	\$2,432	880630
NE		SMITH, VIRGINIA D	I	REP	W	\$171,178	\$48,797	\$83,030	\$99,503	\$82,781	\$16,700	880630
NH	1	KEEFE, JOSEPH F	C	DEM	W	\$105,842	\$72,238	\$32,284	\$66,413	\$39,429	\$59,300	880630
NH		SMITH, ROBERT C	I	REP	W	\$219,300	\$161,663	\$52,850	\$112,987	\$106,346	\$1,000	880630
NH		WILLIAMS, E SCOTT	C	DEM	W	\$36,899	\$21,639	\$2,052	\$34,299	\$2,600	\$11,901	880630
NH		WILLIAMS, E SCOTT	C	DEM	W	\$83,650	\$61,490	\$12,100	\$18,495	\$65,155	\$0	880630
NH		DONCHESS, JAMES W	O	DEM	W	\$106,497	\$103,392	\$2,800	\$23,520	\$82,976	\$0	880630
NH		DOUGLAS, CHARLES	O	REP	W	\$7,830	\$210	\$120	\$7,309	\$520	\$0	880715
NH		GREGG, STEPHEN T	O	REP	W	\$116,008	\$90,950	\$0	\$97,517	\$18,490	\$0	880630
NH		TAMPOSTI, BETTY	O	REP	W	\$18,825	\$13,825	\$5,000	\$1,355	\$15,469	\$0	880630
NH		CRISTANDO, FRANK	C	REP	W	\$393,030	\$146,253	\$241,487	\$344,723	\$205,256	\$0	880630
NH		FLORIO, JAMES JOS	I	DEM	W	\$156,375	\$95,647	\$52,150	\$70,503	\$175,185	\$0	880630
NH		HUGHES, WILLIAM J	I	DEM	W	\$178,416	\$138,721	\$10,126	\$117,054	\$47,549	\$58,838	880630
NH		AZZOLINA, JOSEPH	O	REP	W	\$30,853	\$8,853	\$0	\$29,699	\$1,151	\$0	880630
NH		COLABELLA, SCOTT	O	REP	L	\$38,350	\$0	\$0	\$37,872	\$657	\$35,500	880630
NH		KENNEDY, BRIAN T	O	REP	L	\$163,300	\$63,725	\$99,550	\$33,654	\$109,644	\$5,000	880715
NH		PALLONE, FRANK JR	O	DEM	W	\$19,798	\$14,798	\$4,995	\$14,802	\$4,995	\$0	880630
NH		RECHTEN, BRIAN J	O	REP	L	\$10,917	\$9,259	\$1,658	\$4,359	\$6,558	\$0	880630
NH		HOLLAND, BETTY	C	DEM	W	\$10,761	\$10,761	\$0	\$12,774	-\$1,607	\$1,607	880630
NH		HORNIK, SAUL C	C	DEM	L	\$166,838	\$89,972	\$70,997	\$102,503	\$64,963	\$1,049	880630
NH		SMITH, CHRISTOPHE	I	REP	W	\$185,786	\$83,024	\$94,163	\$173,026	\$102,086	\$2,000	880630
NH		ROUKEMA, MARGE	I	REP	W	\$83,697	\$8,265	\$69,850	\$37,325	\$105,123	\$0	880523
NH		DYVER, BERNARD J	I	DEM	W	\$7,400	\$5,125	\$0	\$7,119	\$280	\$0	880710
NH		PENNESSY, JAMES G	C	REP	L	\$4,000	\$0	\$0	\$3,500	\$500	\$0	880630
NH		SICA, PETER J	C	REP	W	\$444,686	\$222,536	\$172,107	\$167,256	\$786,272	\$0	880630
NH		RINALDO, MATTHEW	I	REP	W	\$393,042	\$166,055	\$200,475	\$189,419	\$464,963	\$0	880630
NH		ROE, ROBERT	I	DEM	W	\$359,336	\$210,361	\$110,150	\$133,198	\$482,494	\$1,477	880630
NH		TORRICELLI, ROBER	I	DEM	W	\$23,208	\$22,665	\$250	\$3,895	\$19,312	\$0	880630
NH		LANE, ROGER	C	REP	W	\$84,586	\$25,327	\$300	\$84,586	\$0	\$26,500	880630
NH		GRANT, RALPH T JR	O	DEM	L	\$351,352	\$154,090	\$91,725	\$325,372	\$25,421	\$0	880630
NH		PAYNE, DONALD M	O	DEM	W	\$327,908	\$236,357	\$82,745	\$253,602	\$147,752	\$0	880630
NH		GALLO, DEAN A	I	REP	W	\$738,572	\$627,082	\$93,338	\$383,432	\$478,933	\$0	880630
NH		COURTER, JAMES A	I	REP	W	\$290,083	\$158,686	\$121,140	\$130,768	\$231,606	\$0	880531
NH		SAXTON, H JAMES	I	REP	W	\$3,080	\$3,080	\$0	\$2,518	\$562	\$0	880630
NH		ALLEN, EDWARD A (C	DEM	L	\$420,579	\$172,425	\$145,135	\$220,266	\$200,313	\$4,000	880630
NH		GUARINI, FRANK J	I	DEM	W	\$63,927	\$88,027	\$0	\$62,803	\$1,124	\$0	880630
NH		HANEY, ROBERT P J	C	DEM	L	\$100	\$0	\$0	\$100	\$0	\$0	880715
NH		JONES, JOHN	C	IND	W	\$100	\$0	\$0	\$975	\$0	\$0	880715
NH		MCNALLY, JAMES V	C	REP	W	\$68,876	\$42,006	\$5,950	\$68,854	\$22	\$32,008	880630
NH		BACA, JIM	O	DEM	L	\$205,273	\$38,737	\$0	\$206,273	-\$1,000	\$9,237	880630
NH		BUDAGHER, JOHN A	O	REP	L	\$75,312	\$58,062	\$1,250	\$74,519	\$792	\$17,200	880630
NH		GALLEGOS, STEVE D	O	DEM	L	\$51,008	\$23,903	\$17,500	\$50,570	\$584	\$10,260	880530
NH		KRAMER, STEVEN P	O	DEM	L	\$269,129	\$217,814	\$25,300	\$257,363	\$11,766	\$41,750	880630
NH		LUJAN, EDWARD L	O	REP	L	\$135,711	\$75,149	\$22,380	\$129,191	\$6,519	\$43,558	880630
NH		MADRID, PATRICIA	O	DEM	L	\$94,088	\$26,974	\$1,250	\$93,265	\$823	\$44,616	880630
NH		MALRY, LENTON	O	DEM	L	\$1,000	\$0	\$0	\$850	\$150	\$0	880415
NH		HAEL, FRED F	O	DEM	L	\$28,911	\$15,384	\$0	\$30,289	\$0	\$0	880523
NH		REED, ALAN BARRY	O	DEM	L	\$148,208	\$105,858	\$8,850	\$118,329	\$29,877	\$44,500	880630
NH		SCHIFF, STEVEN H	O	REP	W	\$149,131	\$81,331	\$16,800	\$132,437	\$16,694	\$48,500	880630
NH		UDALL, THOMAS STE	O	DEM	W							

18-MONTH HOUSE LISTINGS: 1987-88 2

ST	DIST	CANDIDATE	IMC CHL OPN	PTY	PRIM	NET RECEIPTS	INDIV CONTRIB	OTHER CMTE'S	NET DISBURSE	CASH ON HAND	DEBTS OWED	MOST RECENT REPORT
MH	2	SKESM, JOSEPH NIC	I	REP	W	\$102,531	\$43,505	\$51,050	\$44,949	\$61,176	\$2,750	080630
	3	RICHARDSON, BILL	I	DEM	W	\$289,334	\$89,000	\$190,363	\$99,038	\$220,854	\$35,000	080630
		SALAZAR, CECILIA	C	REP	W	\$5,954	\$5,954	\$0	\$5,745	\$207	\$15	080630
MV	1	BILBRAY, JAMES H	I	DEM		\$324,381	\$107,508	\$165,950	\$211,485	\$116,217	\$64,473	080630
		GRITZ, JAMES GORD	C	REP		\$7,135	\$3,135	\$0	\$5,607	\$1,527	\$0	080715
		LUSK, LUCILLE	C	REP		\$64,083	\$52,880	\$1,890	\$48,590	\$15,493	\$0	080630
NY	2	ADAMS, BRENT THOM	C	DEM		\$10,250	\$10,250	\$0	\$10,250	\$0	\$2,000	080630
		SPOO, JAMES LEE	C	DEM		\$161,636	\$97,436	\$61,550	\$147,505	\$8,912	\$2,005	080630
		VUCANOVICH, BARBA	I	REP		\$234,067	\$141,354	\$87,152	\$237,313	\$165,479	\$5,000	080630
NY	1	HOCBRUECKNER, GE	I	DEM		\$352,995	\$132,392	\$203,821	\$186,586	\$54,759	\$0	080331
		MOHGAN, SETH C	C	CRV		\$55,000	\$0	\$0	\$241	\$4,022	\$0	080630
		ROHANE, EDWARD P	C	REP		\$20,190	\$18,690	\$0	\$16,167	\$454,530	\$0	080630
	2	DOWNEY, THOMAS J	I	DEM		\$486,579	\$234,493	\$213,461	\$272,019	\$1,697	\$0	080331
	3	GOTTFRIED, LAWREN	C	REP		\$6,100	\$100	\$1,000	\$4,402	\$220,448	\$0	080630
		MRAZEK, ROBERT J	I	DEM		\$221,594	\$120,432	\$84,909	\$124,663	\$11,215	\$0	080715
		PREVIDI, ROBERT	C	REP		\$2,775	\$12,775	\$0	\$1,569	\$501,725	\$0	080630
	4	LENT, MORNAW FRED	I	REP		\$341,386	\$54,558	\$198,654	\$176,063	\$8,457	\$0	080630
	5	KELLY, WILLIAM G	C	DEM		\$10,020	\$9,325	\$0	\$1,563	\$362,079	\$5,279	080630
		MCGRATH, RAYMOND	I	REP		\$329,058	\$126,594	\$183,599	\$128,996	\$19,731	\$50,950	080630
	6	FLAKE, FLOYD H	I	DEM		\$258,453	\$138,144	\$110,655	\$280,600	\$212,252	\$0	080630
7	ACKERMAN, GARY L	I	DEM		\$202,120	\$67,016	\$133,870	\$103,941	\$4,801	\$151,250	080630	
8	SCHUEER, JAMES H	I	DEM		\$21,189	\$3,435	\$17,500	\$38,913	\$110,209	\$0	080630	
9	HANTON, THOMAS JO	I	DEM		\$277,318	\$67,335	\$157,395	\$174,034	\$43,635	\$0	080630	
10	SCHUHER, CHARLES	I	DEM		\$105,216	\$17,130	\$25,825	\$65,522	\$5,776	\$9,235	080331	
11	HUSSAIN, RIAZ B	C	DEM		\$30,946	\$24,730	\$2,000	\$25,170	\$107,255	\$0	080630	
12	TOWNS, EDOLPHUS	I	DEM		\$225,097	\$111,762	\$104,896	\$156,878	\$500	\$39,685	080708	
13	AUGUSTIN, OWEN	C	REP		\$500	\$500	\$0	\$100,965	\$53,397	\$0	080630	
14	OWENS, MAJOR ROBE	I	DEM		\$161,297	\$35,840	\$58,335	\$328,529	\$1,024,168	\$0	080630	
15	SOLARZ, STEPHEN J	I	DEM		\$539,993	\$434,469	\$41,300	\$78,610	\$162,437	\$9,000	080630	
16	MOLINARI, GUY V	I	REP		\$103,713	\$54,436	\$34,956	\$35,480	\$75,980	\$0	080415	
17	O'DONOVAN, JEROME	C	DEM		\$100,460	\$70,829	\$25,472	\$31,695	\$16,726	\$6,631	080630	
18	DOUKAS, PETER G	C	DEM		\$18,421	\$16,885	\$65,408	\$192,078	\$182,031	\$237,000	080630	
19	GREEN, BILL	I	REP		\$364,246	\$288,757	\$0	\$90,958	\$31,978	\$0	080715	
20	LEVITT, JOHN	C	DEM		\$31,002	\$16,433	\$0	\$35,306	\$882	\$0	080630	
21	RAO, PAUL P	C	DEM		\$36,190	\$35,690	\$500	\$348,885	\$381,132	\$0	080630	
22	RANGEL, CHARLES B	I	DEM		\$471,831	\$187,007	\$270,225	\$112,247	\$45,305	\$0	080630	
23	WEISS, TED	I	DEM		\$110,490	\$84,617	\$24,590	\$84,179	\$51,988	\$11,578	080630	
24	GARCIA, ROBERT 'B	I	DEM		\$170,720	\$66,245	\$90,525	\$264,179	\$120	\$0	080630	
25	ESPADA, PEDRO JR	C	DEM		\$5,720	\$1,895	\$36,950	\$447,520	-\$17,871	\$70,000	080630	
26	BIAGGI, MARIO	I	DEM		\$113,564	\$6,010	\$1,000	\$15,000	\$5,610	\$6,281	080630	
27	ENGEL, ELIOT LANC	C	DEM		\$20,610	\$4,610	\$0	\$25,380	\$544	\$33,600	080630	
28	MARCHISELLI, VINC	C	DEM		\$46,925	\$925	\$237,425	\$418,993	\$641,553	\$0	080630	
29	DIQUARDI, JOSEPH	I	REP		\$1,043,898	\$777,390	\$1,900	\$164,614	\$103,741	\$50,000	080630	
30	FISH, HAMILTON	C	DEM		\$268,356	\$265,110	\$7,500	\$199,419	\$112,031	\$256,591	080630	
31	LOMBY, NITA M	C	DEM		\$311,451	\$223,216	\$178	\$308,396	\$25,195	\$0	080630	
32	MEHIEL, DENNIS	C	DEM		\$333,592	\$89,971	\$105,400	\$125,952	\$162,424	\$1,000	080630	
33	FISH, HAMILTON JR	I	REP		\$200,284	\$87,464	\$0	\$0	\$0	\$0	080630	

18-MONTH HOUSE LISTINGS: 1987-88

8 8 0 8 0 ; U 4 0 0 5

ST	DIST	CANDIDATE	INC CHL	PTY	PRIM	NET RECEIPTS	INDIV CONTRIB	OTHER CMTE'S	NET DISBURSE	CASH ON HAND	DEBTS OWED	MOST RECENT REPORT	
NY	22	DELIA, MICHAEL	C	DEM		\$7,650	\$5,225	\$0	\$6,456	\$1,194	\$2,425	880630	
		GILHAM, BENJAMIN	I	REP		\$250,746	\$128,382	\$84,482	\$156,788	\$197,249	\$0	880630	
	23	BAKAL, PETER M	C	REP		\$21,421	\$9,603	\$0	\$20,660	\$760	\$11,040	\$0	880630
		STRATTON, SAMUEL	I	DEM		\$106,634	\$28,445	\$62,550	\$31,268	\$47,087	\$193,080	\$0	880630
	24	SOLOMON, GERALD B	I	REP		\$102,576	\$61,081	\$41,020	\$47,087	\$109,407	\$0	\$0	880630
		BOEHLERT, SHERWOOD	I	REP		\$172,116	\$51,444	\$52,223	\$79,131	\$161,794	\$0	\$0	880630
	25	MARTIN, DAVID O'B	I	REP		\$86,682	\$28,749	\$52,666	\$39,111	\$103,301	\$0	\$0	880630
		BOWMAN, STEPHEN S	O	DEM		\$38,288	\$38,288	\$0	\$21,911	\$16,376	\$0	\$0	880630
	26	MARGE, MICHAEL	O	DEM		\$11,615	\$11,515	\$0	\$11,357	\$257	\$0	\$0	880630
		POOLER, ROSEMARY	O	DEM		\$310,834	\$172,035	\$132,047	\$189,308	\$123,550	\$18,000	\$0	880630
	27	WALSH, JAMES T	O	DEM		\$80,500	\$70,900	\$5,600	\$75,370	\$5,129	\$21,209	\$0	880630
		HORTON, MATTHEW F	I	DEM		\$190,669	\$94,533	\$85,258	\$113,489	\$83,341	\$0	\$0	880630
	28	BOUCHARD, JOHN D	I	REP		\$46,357	\$8,140	\$29,200	\$53,346	\$102,577	\$0	\$0	880630
		SLAUGHTER, LOUISE	C	DEM		\$81,166	\$71,982	\$4,090	\$52,130	\$29,035	\$0	\$0	880630
	29	HASLOTIS, GEORGE	O	DEM		\$472,831	\$236,619	\$216,250	\$292,337	\$209,285	\$40,249	\$0	880630
		MCHASTERS, THOMAS	O	DEM		\$127,874	\$93,072	\$3,700	\$75,437	\$52,437	\$0	\$0	880630
	30	PAXON, L WILLIAM	O	REP		\$1,172	\$0	\$0	\$168	\$1,003	\$0	\$0	880630
		SWARTS, DAVID J	O	REP		\$208,429	\$140,145	\$59,329	\$128,507	\$79,919	\$0	\$0	880630
	31	LAPALCE, JOHN J	I	DEM		\$118,392	\$62,396	\$46,761	\$50,004	\$68,387	\$2,458	\$0	880630
		MOWAK, HENRY J	I	DEM		\$115,701	\$14,124	\$70,522	\$62,458	\$395,496	\$0	\$0	880630
	32	HOUGHTON, AMORY	I	REP		\$73,158	\$3,335	\$57,150	\$61,028	\$168,386	\$0	\$0	880630
		CHABOT, STEVEN J	C	REP		\$394,856	\$324,248	\$56,200	\$97,019	\$299,826	\$87,256	\$0	880630
	33	LUKEN, THOMAS A	I	DEM		\$80,348	\$75,596	\$600	\$24,941	\$55,406	\$0	\$0	880630
		GRADISON, WILLIS	I	DEM		\$223,979	\$151,687	\$153,684	\$86,721	\$378,885	\$0	\$0	880630
	34	STIDHAM, CHUCK R	C	DEM		\$118,949	\$92,807	\$0	\$51,694	\$360,019	\$433	\$0	880630
		CRUTCHER, RON	C	DEM		\$2,265	\$2,010	\$0	\$647	\$1,618	\$15,336	\$0	880630
	35	HALL, TONY P	I	DEM		\$25,431	\$23,525	\$600	\$20,964	\$4,471	\$0	\$0	880630
OXLEY, MICHAEL G		I	DEM		\$139,265	\$43,275	\$74,560	\$63,274	\$315,461	\$0	\$0	880630	
4	DAMSCHRODER, REX	O	REP		\$149,805	\$32,264	\$98,200	\$108,108	\$217,719	\$25,150	\$0	880630	
	GILLMOR, PAUL E	O	REP		\$28,537	\$1,277	\$0	\$27,211	\$1,324	\$54,000	\$0	880630	
5	LATTA, ROBERT E	O	REP		\$333,147	\$170,474	\$122,425	\$358,985	\$15,072	\$0	\$0	880630	
	MURRAY, THOMAS JA	O	DEM		\$139,039	\$114,166	\$22,463	\$137,891	\$1,147	\$154,065	\$0	880630	
6	ROBERTS, GORDON R	C	DEM		\$264,295	\$25,391	\$1,500	\$214,266	\$54,771	\$0	\$0	880630	
	SHOEMAKER, THOMAS	C	DEM		\$687,914	\$585,288	\$76,416	\$758,139	\$50,376	\$169	\$0	880630	
7	SNYDER, COOPER	C	REP		\$21,249	\$4,974	\$7,200	\$20,047	\$1,824	\$0	\$0	880630	
	DEWINE, RICHARD M	I	REP		\$7,514	\$5,225	\$0	\$7,506	\$0	\$0	\$0	880630	
8	SCHIRA, JOHN ALBE	C	DEM		\$7,365	\$5,315	\$44,460	\$177,698	\$55,986	\$0	\$0	880630	
	LUKENS, DONALD E	I	REP		\$182,047	\$133,157	\$1,100	\$17,430	\$825	\$11,160	\$0	880630	
9	MUTSCHLER, A JOHN	C	DEM		\$18,204	\$4,504	\$42,450	\$67,373	\$8,609	\$7,882	\$0	880630	
	FRALEY, ELLSWORTH	C	REP		\$72,309	\$26,738	\$0	\$536	\$0	\$0	\$0	880715	
10	HAWKINS, ALFRED G	C	REP		\$468	\$50	\$0	\$100	\$489	\$0	\$0	880630	
	KAPTUR, MARCY	I	DEM		\$510	\$510	\$0	\$2,144	\$44,077	\$0	\$0	880630	
10	BLAIR, RAY H	C	REP		\$168,533	\$26,535	\$120,950	\$78,505	\$92,167	\$5,000	\$0	880630	
	MILLER, CLARENCE	I	REP		\$1,902	\$0	\$0	\$1,902	\$0	\$0	\$0	880415	
10	SHOEMAKER, RONALD	C	REP		\$67,827	\$3,020	\$72,336	\$50,392	\$109,100	\$37,751	\$0	880630	
	WILHELM, DAVID C	C	DEM		\$45,278	\$7,265	\$44,733	\$44,733	\$544	\$3,000	\$0	880630	
					\$82,642	\$29,404	\$44,992	\$80,464	\$2,161	\$0	\$0	880630	

+ Figures also include activity from candidate's '88 Senate campaign, since candidate did not designate separate committees.

ST	DIST	CANDIDATE	INC CHL OPN	PTY	PRIM	NET RECEIPTS	INDIV CONTRIB	OTHER CMTE'S	NET DISBURSE	CASH ON HAND	DEBTS OWED	MOST RECENT REPORT	
OH	11	ECKART, DENNIS E	I	DEM	W	\$226,876	\$55,836	\$159,780	\$80,521	\$240,410	\$11,933	880630	
		MUELLER, MARGARET	C	REP	W	\$57,987	\$26,862	\$250	\$50,538	\$20,124	\$25,771	880630	
		GELPI, MICHAEL A	C	IND	W	\$71,498	\$15,399	\$5,000	\$37,364	\$34,133	\$55,636	880630	
	12	KASICH, JOHN R	I	REP	W	\$242,975	\$152,481	\$80,701	\$133,587	\$134,222	\$0	880630	
		PEASE, DON	I	DEM	W	\$143,593	\$63,429	\$66,582	\$97,853	\$168,680	\$4,133	880630	
	13	SAYWER, THOMAS C	I	DEM	W	\$297,182	\$68,199	\$222,405	\$220,408	\$103,363	\$0	880630	
	14	WYLLIE, CHALMERS P	I	REP	W	\$125,531	\$36,602	\$87,565	\$35,979	\$103,363	\$0	880630	
	15	REGULA, RALPH	I	REP	W	\$12,577	\$4,034	\$0	\$20,301	\$76,624	\$0	880630	
	16	TRAFICANT, JAMES	I	DEM	W	\$38,319	\$12,007	\$23,000	\$52,133	\$37,725	\$0	880630	
	17	APPLEGATE, E DOUG	I	DEM	W	\$75,755	\$21,521	\$31,799	\$63,518	\$108,421	\$6,000	880630	
	18	FEIGHAN, EDWARD F	I	DEM	W	\$259,796	\$143,830	\$113,645	\$149,821	\$143,089	\$0	880630	
	19	ROBERTS, NOEL F	C	REP	W	\$59,158	\$34,182	\$5,500	\$59,066	\$92	\$18,477	880630	
	20	KUCINICH, DENNIS	C	DEM	L	\$596,784	\$228,564	\$325,278	\$682,874	\$9,476	\$2,500	880630	
		OAKAR, MARY ROSE	I	DEM	W	\$172,240	\$50,506	\$101,500	\$94,248	\$200,709	\$0	880630	
	21	STOKES, LOUIS	I	DEM	W	\$19,907	\$15,890	\$4,000	\$2,863	\$17,043	\$0	880630	
	OK	1	GLASSCO, KURT G	C	DEM	W	\$216,021	\$75,138	\$130,083	\$167,422	\$54,085	\$25,500	880615
			INHOPE, JAMES H	I	REP	W	\$0	\$0	\$0	\$1,725	\$5	\$2,000	880630
			JENNER, VIRGINIA	C	DEM	W	\$28,703	\$10,710	\$0	\$21,889	\$6,814	\$9,083	880630
		2	PHILLIPS, IRA MIL	C	REP	W	\$4,970	\$3,758	\$400	\$3,879	\$1,090	\$596	880630
		SHURDEN, FRANKLIN	C	DEM	W	\$204,746	\$197,339	\$0	\$154,461	\$132,393	\$0	880630	
3		WATKINS, WESLEY W	I	DEM	W	\$183,432	\$133,273	\$37,800	\$122,626	\$178,641	\$0	880630	
OR	1	MCCURDY, DAVE	I	DEM	W	\$162,456	\$75,835	\$77,722	\$165,198	\$27,980	\$0	880630	
	4	EDWARDS, HICKEY	I	REP	W	\$214,592	\$135,274	\$75,814	\$226,754	\$27,022	\$2,600	880630	
	5	BATCHELDER, NATHA	C	DEM	W	\$5,570	\$2,470	\$250	\$16,752	\$4,320	\$0	880630	
	6	BROWN, MICHAEL D	C	REP	W	\$21,072	\$20,822	\$111,070	\$70,724	\$336,501	\$0	880630	
		ENGLISH, GLENN LE	I	DEM	W	\$431,781	\$170,139	\$186,520	\$416,338	\$41,141	\$2,000	880630	
	1	AUCOIN, LES	C	REP	W	\$4,202	\$650	\$0	\$3,622	\$485	\$2,598	880630	
	2	MOLANDER, EARL AR	C	REP	W	\$195,978	\$97,535	\$87,466	\$109,931	\$135,650	\$20,590	880630	
	3	SMITH, ROBERT F I	C	DEM	W	\$116,665	\$53,622	\$52,600	\$98,888	\$19,167	\$0	880630	
	4	TUTTLE, LAURENCE	I	DEM	W	\$404,142	\$190,899	\$198,172	\$219,790	\$313,032	\$0	880630	
	5	WYDEN, RONALD LEE	I	DEM	W	\$210,382	\$49,412	\$149,568	\$94,463	\$123,863	\$0	880630	
	6	DEFAZIO, PETER A	C	REP	W	\$25,948	\$4,992	\$0	\$25,574	\$304	\$8,617	880630	
	PA	1	HOWARD, JAMES MIL	C	REP	W	\$166,642	\$80,577	\$1,000	\$163,290	\$727	\$45,800	880630
2		DENNIS, JOHN D	C	DEM	L	\$125,906	\$63,113	\$61,793	\$101,987	\$23,917	\$28,677	880630	
3		KOPETSKI, MICHAEL	C	DEM	W	\$293,119	\$163,851	\$114,696	\$123,990	\$301,094	\$32,087	880630	
4		SMITH, DENNIS A	I	REP	W	\$180,733	\$88,660	\$88,450	\$149,690	\$65,274	\$0	880630	
5		FOGLIETTA, THOMAS	I	DEM	W	\$541,795	\$207,183	\$309,102	\$497,265	\$194,349	\$3,062	880630	
6		GRAY, WILLIAM H I	I	DEM	W	\$192,085	\$79,683	\$106,504	\$106,871	\$104,994	\$740	880630	
7		BORSKI, ROBERT A	I	DEM	W	\$10,678	\$10,578	\$0	\$9,306	\$1,371	\$0	880630	
8		MATTHEWS, MARK	C	REP	W	\$106,182	\$14,027	\$90,248	\$58,033	\$111,963	\$0	880427	
9		KOLTER, JOSEPH P	I	DEM	W	\$155	\$0	\$0	\$155	\$0	\$0	880630	
10		LOTH, JOHN	C	REP	L	\$260,718	\$79,494	\$182,749	\$219,627	\$332,446	\$0	880630	
11		SCHULZE, RICHARD	I	REP	W	\$82,280	\$12,805	\$60,900	\$38,131	\$155,395	\$0	880630	
12		YATRON, GUS	I	DEM	W	\$121,792	\$92,016	\$15,675	\$101,656	\$20,000	\$90,123	880630	
13		LANDAU, DAVID EDM	C	DEM	W	\$269,868	\$164,722	\$92,040	\$181,694	\$162,361	\$16,636	880630	
14	WELDON, CURT	I	REP	W	\$0	\$0	\$0	\$0	\$0	\$0	880630		

18 MONTH HOUSE LISTINGS: 1987-88

U 4 0 0 5

ST.	DIST	CANDIDATE	IMC CHL OPN	PTY	PRIM	NET RECEIPTS	INDIV CONTRIB	OTHER CMTR'S	NET DISBURSE	CASH ON HAND	DEBTS OWED	MOST RECENT REPORT
PA	8	ERMSBERGER, DONALD	C	LIB	W	\$11,468	\$11,449	\$0	\$8,757	\$2,711	\$0	880630
		HOWARD, EDWARD L	C	REP	W	\$192,033	\$133,889	\$12,700	\$177,723	\$14,310	\$57,192	880630
		KOSTRAYER, PETER	I	DEM	W	\$590,543	\$328,125	\$257,824	\$329,824	\$277,242	\$23,407	880630
		SHUSTER, BUD	I	REP	W	\$365,625	\$236,180	\$122,315	\$237,527	\$172,920	\$0	880630
		MCDONALD, JOSEPH M	I	REP	W	\$241,672	\$37,290	\$175,470	\$118,566	\$436,837	\$0	880630
		KANJORSKI, PAUL E	I	DEM	W	\$277,978	\$85,034	\$182,330	\$254,192	\$96,256	\$0	880630
		MURTHA, JOHN P	I	DEM	W	\$367,305	\$93,857	\$255,065	\$267,593	\$305,911	\$0	880630
		COUGHLIN, LAWRENCE	I	REP	W	\$193,980	\$131,934	\$50,422	\$60,930	\$181,280	\$20,000	880630
		TOMKIN, BERNARD	C	DEM	W	\$20,184	\$151	\$0	\$2,889	\$17,296	\$0	880630
		COYNE, WILLIAM J	I	DEM	W	\$23,903	\$1,050	\$22,800	\$45,944	\$81,492	\$0	880630
		ORLOSKI, RICHARD	C	DEM	L	\$67,882	\$9,530	\$0	\$67,883	\$0	\$17,654	880630
		REIBMAN, EDWARD D	C	DEM	W	\$160,326	\$106,922	\$29,800	\$132,134	\$28,192	\$0	880630
		RITTER, DONALD L	I	REP	W	\$425,444	\$277,179	\$129,600	\$305,509	\$155,436	\$0	880630
		WALKER, ROBERT S	I	REP	W	\$56,282	\$27,551	\$27,350	\$46,397	\$32,469	\$0	880630
		GEKAS, GEORGE W	I	REP	W	\$52,195	\$15,714	\$12,500	\$74,589	\$85,777	\$0	880630
		ASH, HOWARD CHARL	C	REP	L	\$31,812	\$31,667	\$0	\$1,366	\$0	\$0	871231
		NEWMAN, JOHN A	C	REP	W	\$2,900	\$2,900	\$0	\$1,533	\$1,366	\$0	880406
		WALGREN, DOUG	I	DEM	W	\$231,391	\$49,100	\$172,549	\$145,455	\$137,733	\$0	880630
		GOODLING, WILLIAM	I	REP	W	\$30,087	\$28,607	\$0	\$24,627	\$14,367	\$0	880714
		RITCHIEY, PAUL EDW	C	DEM	W	\$200	\$200	\$0	\$118	\$81	\$0	880630
		GAYDOS, JOSEPH M	I	DEM	W	\$113,072	\$20,640	\$80,850	\$88,830	\$66,990	\$0	880630
		RIDGE, THOMAS JOS	I	REP	W	\$240,575	\$94,675	\$115,121	\$163,813	\$161,692	\$0	880630
		MURPHY, AUSTIN J	I	DEM	W	\$101,159	\$25,846	\$68,000	\$133,931	\$70,592	\$0	880630
		CALLA, JOSEPH JAM	C	DEM	L	\$2,056	\$1,300	\$0	\$2,056	\$0	\$0	880715
		CLINGER, WILLIAM	I	REP	W	\$267,795	\$136,764	\$79,935	\$181,519	\$91,588	\$11,000	880630
		SHAKESPEARE, HOWA	C	DEM	W	\$13,514	\$5,500	\$0	\$10,289	\$3,225	\$0	880630
		FUSTER, JAIME B	I	DEM	W	\$100,265	\$39,846	\$8,250	\$15,374	\$89,889	\$1,681	880630
		ROSSELLO, PEDRO J	C	IND	W	\$95,190	\$81,848	\$0	\$95,190	\$0	\$7,992	880630
		HOLMES, JOHN A JR	C	REP	W	\$95,586	\$79,739	\$0	\$82,238	\$15,064	\$0	880630
		MACHTLEY, RONALD	C	REP	W	\$108,250	\$63,132	\$225	\$76,045	\$32,204	\$16,121	880630
		ST GERMAIN, FERNA	I	DEM	W	\$417,963	\$90,875	\$245,506	\$327,295	\$467,630	\$26,801	880630
		WOLF, J SCOTT	C	DEM	W	\$133,131	\$127,486	\$1,450	\$99,803	\$33,329	\$0	880630
		MORGENTHAU, RUTH	C	DEM	W	\$127,979	\$90,420	\$88,881	\$68,304	\$59,674	\$35,255	880630
		SCHNEIDER, CLAUDI	I	REP	W	\$199,464	\$99,705	\$66,025	\$145,476	\$174,210	\$0	880630
		RAVENEL, ARTHUR J	I	REP	W	\$137,453	\$66,641	\$0	\$21,429	\$123,007	\$0	880711
		TILLMAN, WHEELER	C	DEM	W	\$9,486	\$2,710	\$11,250	\$7,776	\$1,710	\$0	880630
		LEVENTIS, JAMES C	C	DEM	W	\$105,937	\$88,611	\$63,080	\$48,173	\$47,015	\$0	880630
		SPENCE, FLOYD DAV	I	REP	W	\$77,105	\$9,279	\$197,150	\$178,288	\$38,842	\$0	880630
		DERRICK, BUTLER C	I	DEM	W	\$293,587	\$75,405	\$14,042	\$178,288	\$343,291	\$21,240	880630
		JORDAN, HENRY SPE	C	REP	W	\$195,030	\$151,788	\$0	\$190,499	\$4,530	\$165	880630
		ADAMS, THEODORE C	C	REP	L	\$29,371	\$28,471	\$203,769	\$30,213	\$187	\$146,500	880630
		PATTERSON, ELIZAB	I	DEM	W	\$483,140	\$111,656	\$4,385	\$353,135	\$155,471	\$3,469	880630
		WHITE, KNOX HAYNS	C	REP	W	\$148,573	\$139,504	\$58,840	\$102,455	\$46,117	\$181,500	880630
		SPRATT, JOHN H JR	I	DEM	W	\$76,625	\$72,005	\$141,408	\$29,853	\$164,862	\$3,339	880630
		TALLOH, ROBERT M	I	DEM	W	\$275,502	\$72,005	\$0	\$163,802	\$188,634	\$20,583	880715
		COOKE, HALCOLM DO	C	REP	L	\$25,146	\$4,805	\$0	\$21,431	\$3,715	\$0	880630
		CUNNINGHAM, ROBER	C	REP	W	\$3,952	\$0	\$0	\$21,431	\$3,952	\$0	880630
		HAYES, DONALD RAY	C	REP	L	\$12,048	\$4,491	\$2,519	\$11,286	\$760	\$4,644	880630

9 18-MONTH HOUSE LISTINGS: 01987-88

ST	DIST	CANDIDATE	INC CHL	PTY	PRIM	NET RECEIPTS	INDIV CONTRIB	OTHER CMTE'S	NET DISBURSE	CASH ON HAND	DEBTS OWED	MOST RECENT REPORT
SD	0	VOLK, DAVID	C	REP	W	\$90,610	\$71,126	\$0	\$51,922	\$36,687	\$5,000	880630
		JOHNSON, TIMOTHY	I	DEM	W	\$357,896	\$135,462	\$190,636	\$164,785	\$200,443	\$0	880630
		ANDERSEN, WILLIAM	C	REP	W	\$18,285	\$16,700	\$0	\$39,861	\$17,065	\$0	870527
TM	1	QUILLEN, JAMES HE	I	REP		\$450,374	\$102,276	\$311,650	\$139,632	\$632,227	\$0	880630
		PROFFITT, ROBERT	O	REP		\$5,165	\$1,165	\$0	\$3,928	\$1,236	\$0	880715
		ALBRIGHT, RAY C	C	REP		\$19,841	\$16,200	\$1,000	\$19,841	\$0	\$0	880503
		BISSELL, KEITH	C	DEM		\$30,139	\$89,372	\$8,750	\$30,138	\$0	\$15,000	880630
		COKER, HAROLD L	C	REP		\$151,736	\$118,969	\$7,200	\$121,570	\$30,166	\$0	880630
		DURAND, WHITNEY	C	DEM		\$75,843	\$69,400	\$1,650	\$73,846	\$2,197	\$0	880630
		HUNT, RAYMOND GEN	C	REP		\$18,578	\$17,820	\$1,000	\$14,121	\$4,456	\$0	880630
		LLOYD, MARILYN	I	DEM		\$305,214	\$140,374	\$155,487	\$114,418	\$191,101	\$0	880131
		THOMAS, WILLIAM M	C	REP		\$6,250	\$6,250	\$0	\$6,250	\$0	\$0	880630
		WARD, WALT	C	DEM		\$5,687	\$3,200	\$0	\$5,687	\$0	\$0	880630
		COOPER, JAMES H S	I	DEM		\$184,263	\$20,360	\$159,874	\$21,119	\$183,793	\$207,696	880630
		BREDESEN, PHILIP	O	DEM		\$1,883,729	\$8,484	\$1,000	\$1,868,480	\$15,247	\$1,851,600	880630
		CLEMENT, ROBERT M	I	DEM		\$1,143,353	\$605,414	\$311,750	\$1,109,241	\$34,107	\$20,000	880715
		HOLCOMB, JAMES G	O	DEM		\$2,558,007	\$64,503	\$0	\$2,558,003	\$0	\$0	880630
		JOHNSTON, DOUGLAS	O	DEM		\$322,479	\$238,343	\$51,550	\$316,886	\$4,136	\$54,278	880630
		NORTH, JOANN	O	DEM		\$18,808	\$16,396	\$450	\$18,808	\$0	\$0	880630
		SEARCY, WALTER	O	DEM		\$55,439	\$53,226	\$1,500	\$53,030	\$1,608	\$8,402	880630
		GORDON, BART	I	DEM		\$24,585	\$21,835	\$750	\$22,612	\$1,973	\$5,047	871113
		BLOODWORTH, KENNE	C	DEM		\$433,889	\$221,720	\$179,770	\$289,701	\$292,766	\$0	880708
		SUNDOQUIST, DONALD	I	REP		\$293,728	\$155,169	\$121,136	\$168,779	\$314,810	\$0	880630
		BLANTON, RAY	O	DEM		\$9,470	\$9,470	\$0	\$9,297	\$6,172	\$0	880630
		BRYANT, EDWARD GL	O	REP		\$22,555	\$22,555	\$0	\$16,142	\$6,412	\$0	880630
		CONGER, ROBERT D	O	DEM		\$223,568	\$70,604	\$1,700	\$35,355	\$188,213	\$152,468	880630
		JACOBS, RICHARD L	O	REP		\$120,711	\$31,895	\$8,750	\$65,292	\$55,419	\$80,066	880630
		SCARBOROUGH, IVY	O	DEM		\$39,745	\$23,566	\$0	\$39,014	\$730	\$23,481	880630
		TANNER, JOHN S	O	DEM		\$463,950	\$380,751	\$77,456	\$151,768	\$311,282	\$0	880630
		FORD, HAROLD E	I	DEM		\$202,732	\$37,911	\$141,000	\$263,045	\$130,871	\$0	880630
		CHAPMAN, JIM	C	REP		\$250,033	\$129,415	\$117,469	\$139,443	\$16,083	\$0	880630
		MCQUEEN, HORACE F	C	REP		\$44,031	\$33,161	\$2,290	\$27,946	\$45,648	\$0	880630
		WILSON, CHARLES	I	REP		\$228,416	\$63,614	\$164,800	\$230,988	\$401,342	\$9,461	880630
		BARTLETT, STEVE	I	REP		\$537,608	\$343,983	\$147,438	\$574,672	\$235	\$0	880701
		COWDEN, BLAKE	C	DEM		\$4,668	\$5	\$0	\$4,432	\$167,216	\$0	880630
		HALL, RALPH HOODY	I	DEM		\$171,465	\$39,150	\$116,146	\$132,904	\$36,349	\$0	880630
		SUTTON, RANDY JOH	C	REP		\$47,582	\$9,846	\$1,386	\$46,311	\$1,269	\$0	880630
		BRYANT, JOHN WILK	I	DEM		\$668,040	\$217,474	\$266,207	\$411,804	\$363,733	\$102,000	880630
		COHLMIA, KAY E	C	REP		\$109,660	\$7,350	\$0	\$109,446	\$213	\$68,548	880630
		WILLIAMS, LON R J	C	REP		\$79,183	\$20,183	\$1,540	\$73,661	\$5,521	\$0	880630
		BARTON, JOE CONGR	I	REP		\$480,599	\$298,683	\$167,425	\$347,064	\$136,694	\$0	880630
		KENDRICK, MATHAN	C	DEM		\$6,791	\$3,341	\$0	\$5,635	\$744	\$0	880630
		PARISH, WILLIAM A	C	DEM		\$43,500	\$9,300	\$0	\$42,863	\$528,963	\$0	880630
		ARCHER, WILLIAM R	I	REP		\$64,288	\$2,875	\$1,050	\$75,796	\$59	\$14,500	880630
		RICHARDS, ELIZABE	C	DEM		\$6,425	\$6,425	\$0	\$6,365	\$77,626	\$1,500	880630
		FIELDS, JACK MILT	I	REP		\$369,249	\$177,500	\$184,175	\$333,678	\$0	\$0	880630

* Figures include financial activity of special election candidates.
+ Net receipt and disbursement figures for this candidate are inflated due conversion of candidate loans to contributions.

8 18-MONTH HOUSE LISTINGS: Q 1987-88

ST	DIST	CANDIDATE	INC CHL	PTY	PRIM	NET RECEIPTS	INDIV CONTRIB	OTHER CHTRS'S	NET DISBURSE	CASH HAND	DEBTS OWED	MOST RECENT REPORT
		BROOKS, JACK	I	DEM	W	\$258,233	\$56,350	\$170,200	\$89,025	\$411,363	\$0	880630
	9	PICKLE, JAMES JAR	I	DEM	W	\$168,951	\$97,787	\$46,463	\$98,075	\$208,812	\$0	880630
	10	LEATH, JAMES HARV	I	DEM	W	\$109,075	\$11,320	\$56,300	\$62,816	\$444,194	\$0	880630
	11	WRIGHT, JAMES C J	I	DEM	W	\$526,073	\$279,111	\$124,013	\$620,169	\$154,215	\$0	880630
	12	BRANDON, JIM	O	REP	L	\$86,077	\$12,440	\$1,000	\$82,367	\$3,710	\$7,500	880630
	13	BUFFUM, RONALD S	O	REP	L	\$21,742	\$16,992	\$0	\$21,628	\$113	\$9,125	880323
		HOLLUNS, JOHN R (O	DEM	L	\$24,558	\$8,165	\$0	\$24,558	\$0	\$0	880630
		LEHMAN, EDWARD LE	O	DEM	L	\$85,908	\$21,905	\$3,000	\$85,903	\$18,611	\$0	880630
		MILNER, LARRY SHA	O	REP	R	\$185,604	\$144,995	\$30,050	\$166,993	\$23,931	\$6,334	880630
		PICKERING, F ALAN	O	REP	L	\$23,951	\$19,232	\$1,000	\$54,814	\$1,383	\$4,338	880630
		PRICE, ROBERT DAL	O	REP	R	\$56,197	\$25,800	\$46,600	\$94,243	\$14,234	\$6,551	880630
		SARPALIUS, WILLIA	O	DEM	W	\$113,801	\$30,228	\$3,847	\$14,124	\$22	\$500	880708
		STANISWALIS, CHAR	O	REP	L	\$14,147	\$6,300	\$9,000	\$53,959	\$0	\$8,375	880630
	14	HERZIK, MICHAEL L	C	DEM	L	\$53,961	\$23,672	\$62,749	\$190,606	\$38,939	\$80,951	880630
		LAUGHLIN, GREGORY	C	DEM	W	\$228,958	\$144,380	\$228,749	\$119,857	\$0	\$3,574	880615
		POHEROY, JOHN PAU	C	DEM	L	\$119,857	\$4,652	\$500	\$279,039	\$39,097	\$32,529	880630
		SWEENEY, DAVID MC	I	REP	W	\$284,843	\$164,101	\$94,796	\$159,599	\$198,068	\$2,500	880630
	15	DE LA GARZA, E (K	I	DEM	W	\$229,936	\$130,433	\$96,152	\$225,049	\$1,257	\$698	880203
	16	COLEMAN, RONALD D	I	DEM	W	\$215,185	\$87,698	\$100,970	\$3,528	\$0	\$0	880630
	17	FITZPATRICK, EDWI	C	IND	W	\$2,087	\$0	\$47,750	\$253,872	\$109,134	\$15,682	880630
	18	STENHOLM, CHARLES	I	DEM	W	\$162,853	\$66,498	\$289,475	\$468,644	\$8,986	\$0	880328
	19	LELAND, GEORGE T	I	DEM	W	\$357,512	\$152,198	\$0	\$10,499	\$3	\$0	880630
	20	SPATES, ELIZABETH	C	DEM	L	\$10,149	\$0	\$76,950	\$88,370	\$64,498	\$14,250	880331
	21	COHBE'T, LARRY	I	REP	W	\$146,260	\$58,568	\$0	\$73,879	\$6,223	\$0	880630
	22	MCCATERN, GERALD	C	DEM	W	\$12,504	\$12,504	\$63,626	\$73,806	\$56,001	\$0	880630
	23	GONZALEZ, HENRY B	C	DEM	W	\$118,483	\$50,182	\$0	\$14,988	\$445	\$20,167	880630
	24	WALKER, TERRY H	C	REP	L	\$18,987	\$8,458	\$2,890	\$18,673	\$83,569	\$458	880630
	25	TREVINO, LORETO G	C	REP	W	\$19,119	\$10,991	\$103,792	\$328,920	\$83,519	\$0	880630
	26	SMITH, LAMAR	I	REP	W	\$408,356	\$292,596	\$111,200	\$173,390	\$996	\$2,642	880329
	27	DELAY, THOMAS DAL	I	REP	W	\$211,259	\$19,650	\$500	\$11,912	\$3,943	\$0	880630
	28	KONRAD, ARMIN RIC	C	DEM	R	\$11,912	\$9,912	\$0	\$86,177	\$135,496	\$11,732	880630
	29	LENNON, RAY ALLEN	C	DEM	L	\$95,290	\$10,290	\$0	\$117,244	\$58	\$0	880630
	30	WALKER, WAYNE	C	DEM	R	\$186,283	\$79,155	\$100,625	\$3,385	\$0	\$0	880715
	31	BUSTAMANTE, ALBER	I	REP	W	\$3,444	\$575	\$0	\$535	\$0	\$0	880630
	32	GONZALES, JEROME	C	REP	W	\$640	\$0	\$0	\$246,423	\$324,184	\$0	880630
	33	HURK, ROBERT WAYN	C	REP	L	\$489,040	\$234,699	\$234,973	\$246,423	\$389,895	\$0	880630
	34	FROST, MARTIN	I	DEM	W	\$261,684	\$40,207	\$193,374	\$118,350	\$100,195	\$1,946	880630
	35	ANDREWS, MICHAEL	I	DEM	W	\$332,313	\$237,718	\$93,150	\$246,346	\$104,642	\$104,100	880630
	36	ARNEY, RICHARD K	I	REP	W	\$126,914	\$4,814	\$18,000	\$22,269	\$130,722	\$0	880630
	37	REYES, JO ANN	C	DEM	W	\$152,351	\$77,053	\$62,099	\$116,203	\$63,594	\$0	880630
	38	ORTIZ, SOLOMON P	I	DEM	W	\$166,700	\$61,888	\$99,450	\$126,666	\$32,753	\$26,887	880630
	39	HANSEN, JAMES V	I	REP	W	\$128,420	\$29,854	\$91,350	\$95,666	\$110,093	\$33,904	880630
	40	MCKAY, GUNN	C	DEM	W	\$342,084	\$94,151	\$240,545	\$255,950	\$10,684	\$29,621	880630
	41	OWENS, WAYME	I	DEM	W	\$79,582	\$57,573	\$48,000	\$68,897	\$82,783	\$0	880630
	42	SMELGROVE, RICHAR	C	REP	W	\$78,821	\$7,371	\$5,000	\$26,695	\$218	\$192	880630
	43	STRINGHAM, ROBERT	C	REP	W	\$5,996	\$523	\$0	\$5,803	\$0	\$0	880630

8 18-MONTH HOUSE LISTINGS: 0 1987-88

ST	DIST	CANDIDATE	INC CHL	PTY	PRIM	NET RECEIPTS	INDIV CONTRIB	OTHER CNTE'S	NET DISBURSE	CASH ON HAND	DEBTS OWED	MOST RECENT REPORT
VA	1	BATMAN, HERBERT	I	REP	W	\$152,870	\$50,786	\$96,500	\$109,861	\$74,137	\$4,503	880630
		CURRY, JERRY R	C	REP		\$44,397	\$27,647	\$250	\$41,376	\$3,020	\$0	880630
	2	PICKETT, OWEN B	I	DEM	W	\$235,152	\$118,890	\$107,400	\$51,720	\$188,555	\$0	880630
		SHAO, STEPHEN P	C	REP		\$10,824	\$10,824	\$0	\$6,773	\$4,051	\$0	880715
		SMITH, ROBERT ALE	C	IND		\$1,267	\$787	\$0	\$1,022	\$244	\$0	880630
	3	BLILEY, THOMAS JE	I	REP	W	\$364,194	\$129,749	\$208,450	\$268,206	\$103,993	\$349,183	880630
	4	SISISKY, NORMAN	I	DEM	W	\$139,097	\$30,706	\$65,700	\$75,233	\$288,133	\$0	880630
	* 5	BARKER, W ONICO	O	DEM	L	\$19,326	\$14,554	\$4,200	\$19,325	\$0	\$0	880630
		COLE, JAMES FRAMC	O	DEM	L	\$3,991	\$2,290	\$0	\$3,854	\$137	\$967	880630
		HILLNER, JAMES RO	O	DEM	L	\$11,490	\$1,490	\$0	\$8,545	\$2,944	\$0	880415
		AREY, LINDA LUGEN	O	REP	L	\$391,402	\$154,551	\$160,064	\$380,130	\$11,272	\$10,327	880784
		PAYNE, LEWIS F JR	O	REP	W	\$566,473	\$190,678	\$71,650	\$563,422	\$3,049	\$275,000	880784
	6	JUDD, CHARLES E	I	REP	W	\$11,276	\$3,920	\$0	\$3,099	\$8,176	\$10,576	880630
		OLIN, JAMES R	I	DEM	W	\$192,624	\$93,756	\$85,875	\$82,041	\$122,790	\$75,776	880630
	7	SLAUGHTER, DANIEL	I	DEM	W	\$173,568	\$101,894	\$60,596	\$60,283	\$161,128	\$10,000	880630
	8	BRICKLEY, DAVID G	C	DEM	W	\$103,930	\$27,030	\$25,900	\$36,571	\$67,358	\$49,000	880630
		PARRIS, STANFORD	I	REP	W	\$432,657	\$292,671	\$113,407	\$256,323	\$391,427	\$2,261	880715
		SLAIMAN, GARY D	C	DEM	L	\$13,325	\$13,325	\$0	\$4,671	\$8,652	\$3,691	880630
	9	BOUCHER, FREDERIC	I	DEM	W	\$7,941	\$4,050	\$200	\$5,102	\$2,817	\$0	880630
		BROWN, JOHN C	C	REP	W	\$301,390	\$78,489	\$205,150	\$125,851	\$295,436	\$0	880630
	10	CANTER, MACKENZIE	C	DEM	L	\$13,832	\$4,718	\$0	\$11,378	\$2,454	\$18,468	880630
		WEINBERG, ROBERT	C	DEM	W	\$35,494	\$17,150	\$4,000	\$34,931	\$1,641	\$24,816	880630
		WOLF, FRANK R	I	REP	W	\$75,946	\$44,364	\$144,013	\$206,362	\$225,681	\$0	880630
VI	0	DE LUGO, RON	I	DEM		\$13,970	\$3,645	\$10,325	\$13,745	\$4,257	\$4,368	880630
VT	0	GATES, DAVID HAYD	O	REP		\$7,150	\$820	\$0	\$6,746	\$403	\$9,000	880630
		GUEST, JAMES A	O	DEM		\$151,642	\$129,204	\$5,100	\$108,407	\$43,244	\$0	880630
		HEBOR, JAMES DAV	O	LIB		\$19,365	\$19,196	\$0	\$16,481	\$2,887	\$16,000	880630
		SANDERS, BERNARD	O	IND		\$81,726	\$38,347	\$15,570	\$64,917	\$16,792	\$11,976	880630
		SANDOVAL, DOLORES	O	DEM		\$43,248	\$32,721	\$0	\$31,366	\$11,881	\$0	880630
		SMITH, PETER PLYM	O	REP		\$10,391	\$575	\$1,000	\$9,892	\$31,054	\$11,681	880630
		WELCH, PETER	O	DEM		\$142,480	\$119,380	\$19,100	\$109,967	\$85,737	\$1,200	880630
		LINDQUIST, REESE	C	DEM		\$195,394	\$149,388	\$7,637	\$109,667	\$70,343	\$0	880630
WA	1	MILLER, JOHN	I	REP		\$225,247	\$131,598	\$84,079	\$160,290	\$197,305	\$7,072	880630
	2	SWIFT, ALLAN BYRO	I	DEM		\$370,936	\$251,314	\$108,272	\$176,431	\$176,549	\$0	880630
	3	MCKIBBIN, JOHN SI	O	DEM		\$258,434	\$60,306	\$187,337	\$138,414	\$16,923	\$350	880630
	4	UNSOELD, JOLENE	O	DEM		\$78,930	\$60,368	\$18,288	\$62,007	\$44,503	\$4,110	880630
		WIGHT, BILL	O	REP		\$117,107	\$81,540	\$9,350	\$77,540	\$7,143	\$11,380	880630
		MORRISON, SIDNEY	I	REP		\$83,215	\$41,690	\$30,450	\$81,150	\$1,660	\$5,000	880630
	5	GOLOB, J RICHARD	C	DEM		\$26,546	\$11,306	\$1,250	\$24,886	\$1,660	\$0	880630
	6	COOK, KEVIN P	C	REP		\$420,020	\$109,077	\$277,566	\$134,627	\$588,035	\$0	880630
	7	DICKS, NORMAN-D	O	DEM		\$10,722	\$9,436	\$0	\$7,706	\$3,016	\$0	880630
		MCDERMOTT, JAMES	O	DEM		\$240,497	\$92,159	\$47,255	\$96,335	\$342,595	\$5,769	880630
		NICE, NORMAN B	O	DEM		\$126,635	\$126,635	\$0	\$100,314	\$8,477	\$0	880630
		RIDDER, RUTHE	O	DEM		\$106,216	\$91,594	\$16,415	\$92,851	\$18,214	\$0	880630
						\$109,766						

* Figures include financial activity of special election candidates.

8 8 18 MONTH HOUSE LISTINGS 0987-88

ST	DIST	CANDIDATE	INC CHL OPN	PTY	PRIM	NET RECEIPTS	INDV CONTRIB	OTHER CMTE'S	NET DISBURSE	CASH ON HAND	DEBITS OWED	MOST RECENT REPORT
WA	8	CHANDLER, ROD	I	REP		\$168,315	\$71,509	\$88,022	\$77,563	\$164,008	\$0	880630
WI	1	ASPIN, LES	I	DEM		\$331,268	\$135,080	\$127,432	\$247,205	\$164,292	\$0	880630
	2	HANEY, ANN J	C	REP		\$115,698	\$89,148	\$18,882	\$116,045	\$964	\$0	880630
	3	KASTENMEIER, ROBE	I	DEM		\$203,565	\$148,619	\$47,704	\$105,903	\$129,896	\$0	880630
	4	GUNDERSON, STEVEN	I	REP		\$263,216	\$179,619	\$74,985	\$148,511	\$120,882	\$0	880630
	5	ZIEGWEID, JAMES	C	DEM		\$4,455	\$3,393	\$0	\$4,324	\$130	\$0	880630
	6	KLECZKA, GERALD D	I	DEM		\$117,757	\$32,078	\$73,558	\$67,604	\$161,788	\$38,111	880630
	7	BARNHILL, HELEN I	O	REP		\$70,458	\$56,763	\$8,145	\$64,514	\$5,943	\$0	880331
	8	BENNETT, RICHARD	O	REP		\$400	\$380	\$0	\$399	\$0	\$5,000	880630
	9	DEE, CHARLES T JR	O	DEM		\$43,596	\$36,166	\$850	\$26,186	\$17,404	\$5,000	880630
	10	FLYNN, MATTHEW J	O	DEM		\$156,375	\$98,359	\$500	\$72,250	\$84,124	\$33,380	880630
	11	KESSLER, FREDERIC	O	DEM		\$129,339	\$78,396	\$12,990	\$55,395	\$76,333	\$40,289	880630
	12	MARSH, JANETTE (J	O	REP		\$2,175	\$2,175	\$0	\$437	\$1,737	\$0	880630
	13	PITTS, TERRANCE L	O	DEM		\$17,696	\$7,455	\$0	\$15,181	\$2,515	\$10,241	880630
	14	SYKES, DONALD	O	DEM		\$20,255	\$17,755	\$2,500	\$9,128	\$12,113	\$0	880701
	15	PETRI, THOMAS E	I	REP		\$147,542	\$63,956	\$55,080	\$86,014	\$278,690	\$19,300	880630
	16	HERMNING, KEVIN	I	DEM		\$106,157	\$76,881	\$2,800	\$94,807	\$14,240	\$0	880630
	17	OBEY, DAVID ROSS	I	DEM		\$343,926	\$142,144	\$180,860	\$136,872	\$309,077	\$0	880630
	18	ROTH, TOBY	I	REP		\$201,205	\$93,823	\$97,602	\$62,937	\$229,615	\$5,249	880630
	19	HERZBERG, JOSEPH	C	DEM		\$35,067	\$14,567	\$1,500	\$15,980	\$19,086	\$523	880630
	20	SENSBRENNER, F	I	REP		\$153,199	\$104,279	\$28,600	\$115,774	\$161,119	\$523	880630
	21	MOLLOHAM, ALAN	I	DEM	W	\$48,421	\$6,503	\$40,900	\$38,450	\$40,252	\$5,000	880630
	22	STAGGERS, HARLEY	I	DEM	W	\$112,426	\$12,305	\$100,121	\$43,821	\$94,140	\$0	880630
	23	WISE, ROBERT E JR	I	DEM	W	\$73,686	\$23,353	\$17,385	\$67,524	\$47,681	\$0	880630
	24	BREWSTER, MARIANN	C	REP	W	\$9,556	\$8,476	\$0	\$8,294	\$1,260	\$0	880630
	25	RAHALL, NICK J II	I	DEM	W	\$225,933	\$67,075	\$124,925	\$73,544	\$366,506	\$0	880630
	26	CHENEY, RICHARD B	I	REP		\$162,699	\$31,620	\$8,620	\$49,857	\$212,080	\$0	880630
	27	MORRIS, BOB	C	REP		\$6,702	\$5	\$0	\$6,702	\$0	\$12,433	880630
	28	SHARRATT, BRYAN E	C	DEM		\$23,043	\$9,789	\$3,000	\$22,669	\$373	\$0	880630