

FEDERAL ELECTION COMMISSION



Press Office
999 E Street, N.W., Washington, D.C. 20463
Phone: Local 376-3155 Toll Free 800-424-9530

FOR RELEASE: UPON RECEIPT
JULY 8, 1988

CONTACT: FRED EILAND
SHARON SNYDER
KAREN FINUCAN

OVER \$190 MILLION SPENT ON PRESIDENTIAL RACE

WASHINGTON -- Based on financial reports covering activity for the month of May, the Federal Election Commission today released a report showing that Presidential campaigns had raised \$198 million and spent \$192 million thus far in the pre-convention period. This is the sixth report in the agency's continuing series of monthly statistical compilations on 1988 Presidential campaign spending.

The FEC summary figures are based on monthly reports filed June 20, by all campaigns which have been declared eligible to receive federal matching funds, as well as three additional campaigns which had significant financial activity in 1987, - eighteen candidates. The reports disclosed receipts and disbursements for the month of May, and summary figures for the entire campaign to date.

No comparable information is available from previous presidential election cycles.

FEC figures on the following pages have been adjusted for contribution refunds, loan repayments and offsets to operating expenditures, affording the reader a more realistic look at monies raised and spent.

State spending by each campaign is provided, along with maps to graphically depict the variations and/or spending patterns.

A set of graphs has been included to show the receipts of each campaign, by source, for each reporting period in 1987 and 1988.

-more-

Candidate	Individual Contributions	Matching Funds	Party Contributions	Other Ctte Contributions	Candidate Contributions	Candidate Loans Minus Repay	Other Loans Minus Repay	Other Receipts	Campaign Total
<u>Republicans</u>									
Bush	\$22,282,621	\$8,309,775	\$3,130	\$676,666	\$2,000	\$0	\$0	\$336,509	\$31,610,701
Dole ^{1/}	\$16,734,040	\$7,358,285	\$0	\$821,535	\$0	\$0	\$0	\$7,780	\$26,077,553
DuPont	\$5,416,906	\$2,550,952	\$0	\$0	\$50,000	\$0	\$0	\$40,171	\$8,058,029
Haig	\$1,361,840	\$514,949	\$0	\$15,780	\$0	\$6,333	\$59,113	\$6,173	\$1,967,688
Kemp ^{2/}	\$9,921,331	\$5,292,092	\$0	\$81,985	\$0	\$0	\$0	\$8,317	\$15,793,725
Robertson	\$19,309,792	\$8,774,725	\$160	\$0	\$0	\$0	\$0	\$464,677	\$28,549,354
Total	\$75,026,530	\$32,800,778	\$3,290	\$1,595,966	\$52,000	\$6,333	\$59,113	\$863,627	\$110,407,637
<u>Democrats</u>									
Babbitt	\$2,270,395	\$946,843	\$1,276	\$0	\$48,000	\$0	\$79,788	\$19,835	\$3,366,601
Dukakis ^{3/}	\$18,680,221	\$7,753,239	\$4,495	\$24,785	\$0	\$0	\$0	\$104,640	\$26,961,680
Gephardt ^{4/}	\$6,046,562	\$2,651,456	\$0	\$577,614	\$50,000	\$0	\$122,206	\$11,588	\$9,549,426
Gore	\$6,702,335	\$3,198,935	\$6,556	\$343,832	\$0	\$40,000	\$935,865	\$51,057	\$11,302,580
Hart	\$2,294,415	\$1,122,280	\$5,000	\$0	\$0	\$0	\$0	\$44,904	\$4,476,183
Jackson	\$8,990,822	\$4,193,686	\$0	\$69,688	\$0	\$0	\$750,001	\$1,615	\$14,029,012
LaRouche	\$2,719,882	\$662,667	\$0	\$5,000	\$0	\$0	\$0	\$10	\$3,387,559
Simon	\$5,789,292	\$2,923,271	\$17,619	\$255,093	\$0	\$0	\$0	\$8,955	\$8,994,230
Total	\$53,493,924	\$23,452,377	\$34,946	\$1,276,012	\$98,000	\$40,000	\$1,887,860	\$242,604	\$80,525,723
<u>Other</u>									
Fulani	\$613,949	\$488,647	\$0	\$0	\$0	\$0	\$0	\$0	\$1,102,596
Inactive									
Laxalt*	\$1,114,125		\$0	\$34,750	\$1,000	\$0	\$0	\$5,791	\$1,155,666
Biden	\$3,716,984		\$0	\$2,500	\$0	\$0	\$0	\$16,185	\$3,735,669
Schroeder*	\$872,462		\$0	\$9,700	\$0	\$0	\$0	\$13,798	\$895,960
Grand Total	\$134,837,974	\$56,741,802	\$38,236	\$2,918,928	\$151,000	\$46,333	\$1,946,973	\$1,142,005	\$197,823,251

* Activity through March 31, 1988.

EXPENDITURES (through May 31, 1988)

Candidate	Operating Exp Minus Offsets	Fundraising Minus Offsets	Legal/Accting Minus Offsets	Other Disbursements	Campaign Total	Expenditures Subj to Limit	Cash on Hand	Debts owed By
<u>Republicans</u>								
Bush	\$20,979,508	\$4,972,229	\$2,325,052	\$45,912	\$28,322,701	\$21,336,784	\$3,044,447	\$747,099 ⁺
Dole	\$21,580,211	\$2,654,795	\$1,303,759	\$99,011	\$25,637,776	\$21,580,212	\$439,779	\$1,025,201
DuPont	\$5,058,173	\$2,369,932	\$572,506	\$5,000	\$8,005,611	\$5,058,172	\$52,420	\$0
Haig	\$1,898,133	\$37,907	\$21,471	\$0	\$1,957,511	\$1,909,991	\$4,048	\$352,648
Kemp	\$15,436,084	\$0	\$0	\$0	\$15,436,084	\$15,436,081	\$357,651	\$111,397
Robertson	\$21,195,934	\$5,087,429	\$2,139,031	\$50,000	\$28,472,394	\$21,673,367	\$76,958	\$1,265,350
Total	\$86,148,043	\$15,122,292	\$6,361,819	\$199,923	\$107,832,077	\$86,994,607	\$3,975,303	\$3,501,695
<u>Democrats</u>								
Babbitt	\$2,367,029	\$499,663	\$216,886	\$0	\$3,083,578	\$2,382,823	\$75,750	\$221,655
Dukakis	\$19,460,483	\$4,528,567	\$944,657	\$52	\$24,933,759	\$19,460,483	\$2,027,924	\$669,100
Gephardt	\$7,402,428	\$1,695,309	\$426,163	\$0	\$9,523,900	\$7,387,996	\$25,536	\$2,015,250
Gore	\$10,058,693	\$978,678	\$168,265	\$1,000	\$11,206,636	\$10,058,693	\$95,947	\$1,574,197
Hart	\$2,027,532	\$782,422	\$324,395	\$12,980	\$3,664,889	\$2,007,532	\$319,241	\$21,560
Jackson	\$12,282,907	\$1,034,244	\$68,067	\$10,313	\$13,395,531	\$10,963,417	\$1,205,041	\$788,758
LaRouche	\$3,214,677	\$39,792	\$75,650	\$1,000	\$3,331,119	\$3,214,680	\$47,835	\$301,339
Simon	\$6,371,990	\$1,543,559	\$707,109	\$0	\$8,622,658	\$6,378,895	\$371,527	\$486,948
Total	\$63,185,739	\$11,102,234	\$2,931,192	\$25,345	\$77,762,070	\$61,854,519	\$4,168,801	\$6,078,807
<u>Other</u>								
Fulani	\$1,060,382	\$0	\$0	\$1,000	\$1,061,382	\$1,060,383	\$41,217	\$25,533
Inactive								
Laxalt*	\$1,154,556	\$0	\$0	\$0	\$1,154,556		\$5,779	\$0
Biden	\$2,597,293	\$821,313	\$293,352	\$0	\$3,711,958		\$26,387	\$76,608
Schroeder*	\$466,395	\$0	\$0	\$0	\$466,395		\$429,666	\$0
Grand Total	\$154,612,408	\$27,045,839	\$9,586,363	\$226,268	\$191,988,438	\$149,909,509	\$8,647,153	\$9,682,643

+ Includes \$722,097 letter of credit.

* Activity through March 31, 1988.

Figures listed in the preceding tables are net calculations; that is, amounts have been subtracted for contribution refunds, loan repayments, and refunds or rebates received (offsets).

Receipt categories will add up to campaign totals except for the following:

- 1/ Dole ----- Total includes \$1.15 million transferred from the Dole for Senate Committee.
- 2/ Kemp ----- Total includes \$490,000 from Victory '88 (formerly Kemp Superbowl Brunch).
- 3/ Dukakis -- Total includes \$394,300 from Dukakis Gubernatorial Committee.
- 4/ Gephardt - Total includes ~~490~~\$90,000 transferred from Gephardt in Congress Committee.

The tables and maps on pages 5 - 11 represent state-by-state expenditures as reported by the 1988 Presidential campaigns. Each FEC report takes the figures as reported by the campaigns in the column "Total Allocation to Date". Before attempting to draw any conclusions about state-by-state spending, it is important to consider the following:

- The figures presented are preliminary, since reports are often amended due to omissions, errors, and/or changes to the data over time.
- Data for different campaigns may not be comparable. Although FEC regulations require state-by-state allocation of money spent for media, staff, equipment, etc., each campaign employs its own method for determining the distribution of those expenses. Certain expenditures may not be allocated to any state, since they more closely relate to the campaign's "national" effort.

PRESIDENTIAL PRIMARY STATE-BY-STATE ALLOCATIONS -- REPUBLICAN AND OTHER CANDIDATES
 (NOTE: LIMITS ARE 1988 OFFICIAL FIGURES)

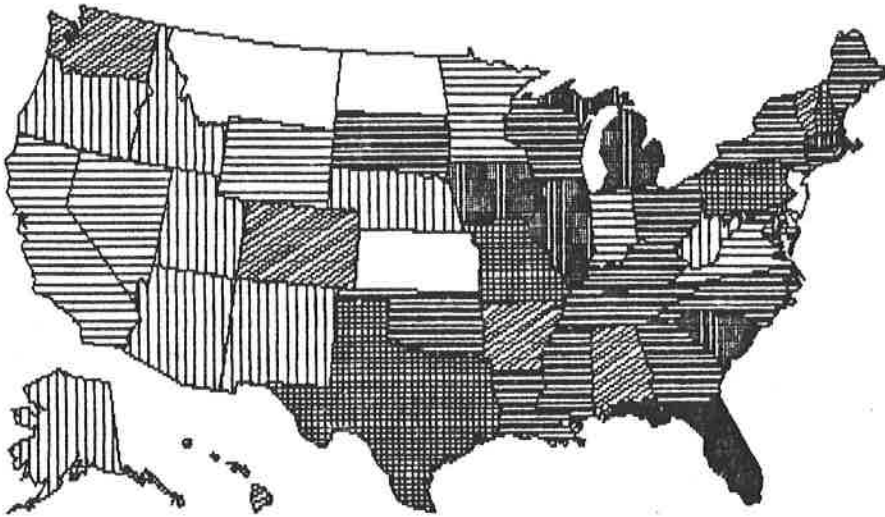
STATE	BUSH	DOLE	DU PONT	HAIG	KEMP	ROBERTSON	FULANI	LIMIT
ALABAMA	85,185	216,555	0	0	17,137	189,908	149	1,093,861
ALASKA	2,704	55,850	0	0	0	21,728	500	461,000
ARIZONA	3,169	35,007	0	0	0	80,396	0	909,829
ARKANSAS	85,348	77,033	0	0	12,511	57,675	0	642,081
CALIFORNIA	139,302	139,302	0	0	17,887	289,658	79,075	7,509,505
COLORADO	81,637	50,160	0	0	9,613	132,019	0	893,233
CONNECTICUT	142,233	66,649	59,013	0	218	8,961	0	905,035
DELAWARE	149	3,953	0	0	0	4,581	0	461,000
DISTRICT OF COLUMBIA	684	4,654	0	0	0	6,640	20,089	461,000
FLORIDA	1,110,937	288,886	0	4,697	13,745	681,329	21,215	3,436,847
GEORGIA	251,780	286,391	0	9,228	21,823	194,557	13,541	1,654,436
HAWAII	83,902	78,623	0	0	4,500	44,629	0	461,000
IDAHO	12,168	29,052	0	0	0	0	0	461,000
ILLINOIS	795,340	1,082,138	19,306	0	46,762	183,728	29,371	3,152,133
INDIANA	24,936	42,269	0	0	427	89,959	535	1,497,697
IOWA	774,418	775,491	614,950	39,214	765,146	762,118	7,725	775,217
KANSAS	0	308,566	5	0	0	11,381	900	673,060
KENTUCKY	114,675	88,871	0	0	1,061	81,248	0	1,007,192
LOUISIANA	157,922	190,916	0	1,000	5,210	224,976	0	1,159,876
MAINE	165,631	128,228	32,745	0	19,220	110,608	0	461,000
MARYLAND	115,177	260,216	0	0	1,574	37,440	0	1,257,608
MASSACHUSETTS	902,804	1,005,691	149,402	0	725,532	210,651	39,050	1,666,607
MICHIGAN	971,257	79,095	0	0	170,139	399,654	19,024	2,485,712
MINNESOTA	33,297	656,081	11,700	0	80,444	152,691	7,075	1,156,188
MISSISSIPPI	175,815	83,624	0	0	4,194	125,215	1,034	676,010
MISSOURI	305,706	424,360	593	1,000	5,259	85,668	0	1,399,227
MONTANA	2,552	2,139	0	0	0	8,325	0	461,000
NEBRASKA	2,160	286,497	34,638	0	9,283	70,761	0	461,000
NEVADA	17,892	72,772	0	0	23,214	97,701	6,759	461,000
NEW HAMPSHIRE	493,452	469,292	440,969	163,923	425,968	429,669	3,537	461,000
NEW JERSEY	25	44,282	17,297	0	1,081	25,811	5,076	2,154,160
NEW MEXICO	5,755	264	0	0	94	4,145	0	461,000
NEW YORK	245,693	162,904	131,984	0	55,079	147,634	96,099	4,965,523
NORTH CAROLINA	203,315	704,379	0	0	7,042	150,791	23,552	1,765,076
NORTH DAKOTA	778	12,171	0	0	30	2,881	0	461,000
OHIO	189,395	52,014	0	2,330	6,772	109,757	0	2,930,853
OKLAHOMA	180,321	305,932	0	2,500	5,613	133,047	69,637	877,375
OREGON	5,149	53,051	0	0	335	23,916	13,743	751,614
PENNSYLVANIA	288,094	73,191	0	0	12,492	107,562	15,933	3,350,548
RHODE ISLAND	60,873	78,075	19,883	0	0	10,942	0	461,000
SOUTH CAROLINA	575,267	340,401	0	3,000	455,248	357,893	4,141	916,099
SOUTH DAKOTA	204,323	353,623	1,512	0	59,482	160,698	0	461,000
TENNESSEE	115,100	267,126	0	17,061	383	158,644	0	1,329,155
TEXAS	418,562	157,848	0	13,431	18,540	933,513	63,325	4,353,684
UTAH	1,659	10,451	0	0	1,082	0	0	461,000
VERMONT	103,646	141,051	14,790	500	844	43,640	0	461,000
VIRGINIA	43,067	75,501	0	0	4,635	287,940	0	1,638,947
WASHINGTON	76,651	341,937	0	0	4,706	88,435	20,362	1,242,487
WEST VIRGINIA	2,000	1,824	0	0	2,000	342	0	518,901
WISCONSIN	126,515	123,252	1,912	0	199	19,079	0	1,304,445
WYOMING	29,765	70,172	0	0	7,744	10,549	0	461,000
PUERTO RICO	16,139	16,938	0	0	0	0	0	747,557
TOTAL ALLOCATED	9,815,986	10,675,061	1,550,708	257,887	3,025,447	7,571,118	561,456	---
TOTAL NON-ALLOCATED	11,520,798	10,905,150	3,507,464	---	12,410,634	14,102,249	498,927	---

PRESIDENTIAL PRIMARY STATE-BY-STATE ALLOCATIONS -- DEMOCRATIC CANDIDATES
(NOTE: LIMITS ARE 1988 OFFICIAL FIGURES)

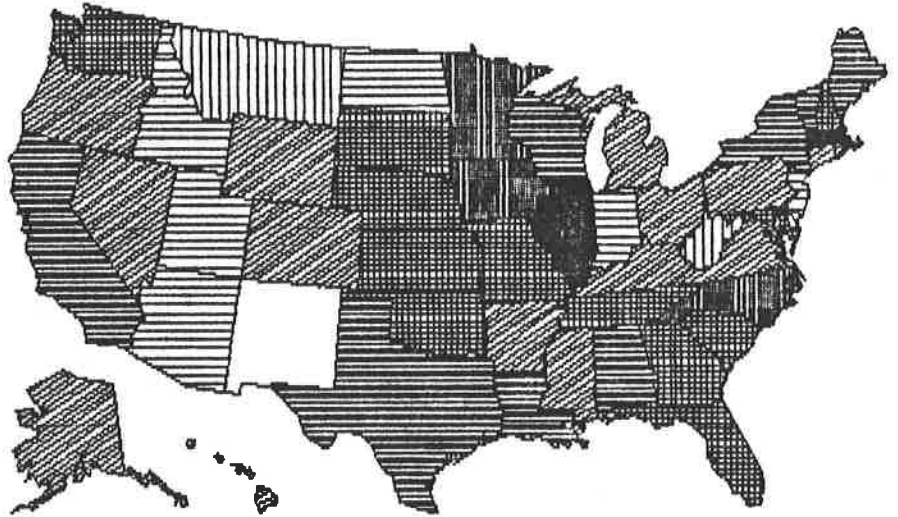
STATE	BABBITT	DUKAKIS	GEPHARDT	GORE	HART	JACKSON	LAROUCHE	SIMON	LIMIT
ALABAMA	0	67,662	114,645	225,748	2,346	25,500	2,239	6,900	1,093,861
ALASKA	0	0	0	10	0	19,930	0	875	461,000
ARIZONA	7,261	18,030	12	900	258	19,930	1,642	0	909,829
ARKANSAS	0	101,661	49,786	122,215	5,000	14,500	5,656	17,284	642,081
CALIFORNIA	0	261,069	984	6,993	7,335	582,215	104,165	45,574	7,509,505
COLORADO	0	67,899	1,617	1,432	0	14,740	4	1,840	893,233
CONNECTICUT	0	56,622	2,083	75,608	0	6,000	4,419	19,591	905,035
DELAWARE	0	6,119	0	0	0	18,235	17	0	461,000
DISTRICT OF COLUMBIA	0	70,055	0	0	429	47,146	18,086	5,882	461,000
FLORIDA	300	730,192	307,002	180,165	583	31,000	0	24,095	3,436,847
GEORGIA	0	130,640	142,053	237,708	4,655	44,851	6,630	28,901	1,654,436
HAWAII	0	3,698	1,681	1,500	1,500	7,379	1,525	0	461,000
IDAHO	0	998	200	13,373	0	0	468	0	461,000
ILLINOIS	37,257	446,122	61,185	272,995	11,194	254,963	35,197	298,091	3,152,133
INDIANA	0	85,409	97	43,033	300	22,200	340	949	1,497,697
IOWA	643,231	750,793	729,677	260,437	207,162	195,034	308,236	774,586	775,217
KANSAS	0	41,714	2,254	17,318	784	55	1,488	0	673,060
KENTUCKY	0	60,222	1,353	119,469	0	39,532	2,891	4,615	1,007,192
LOUISIANA	0	23,272	79,813	73,604	0	28,000	10,342	4,475	1,159,876
MAINE	0	164,619	30,018	21,839	0	18,777	5,147	10,338	461,000
MARYLAND	0	236,273	2,683	38,840	0	19,300	32,138	12,019	1,257,608
MASSACHUSETTS	0	271,746	181,343	416	6,435	4,000	75,949	59,170	1,666,607
MICHIGAN	0	430,861	458,431	53,357	4,444	77,890	5,989	37,429	2,485,712
MINNESOTA	0	510,800	55,161	4,695	0	24,321	1,946	248,001	1,156,188
MISSISSIPPI	0	4,517	4,771	88,646	0	22,300	163	4,000	676,010
MISSOURI	0	2,443	279,984	357	1,000	4,000	3,604	10,974	1,399,227
MONTANA	0	2,841	2,328	709	0	22,735	0	12	461,000
NEBRASKA	12,545	109,465	102,335	2,230	0	14,655	4,451	5,334	461,000
NEVADA	0	10,935	65	25,695	0	320	0	0	461,000
NEW HAMPSHIRE	217,816	436,097	344,045	434,018	336,975	72,893	483,949	436,035	461,000
NEW JERSEY	0	291,147	24	978	0	369,153	22,501	14,329	2,154,160
NEW MEXICO	0	3,941	6,516	0	0	39,525	131	833	461,000
NEW YORK	4,000	872,953	30,696	955,197	5,478	825,000	38,258	73,786	4,965,523
NORTH CAROLINA	0	344,706	22,607	353,172	0	72,151	6,354	58,989	1,765,076
NORTH DAKOTA	0	1,668	1,330	1,099	0	910	58	0	461,000
OHIO	454	154,442	4,725	7,822	1,800	216,500	13,986	20,655	2,930,853
OKLAHOMA	0	73,426	87,892	156,909	2,500	0	6,404	6,424	877,375
OREGON	0	31,190	500	0	0	35,000	6,012	1,674	751,614
PENNSYLVANIA	500	252,020	8,487	14,808	4,655	319,530	33,078	4,899	3,350,548
RHODE ISLAND	0	12,625	688	0	0	2,500	724	119	461,000
SOUTH CAROLINA	0	36,694	9,474	113,168	1,000	40,512	1,112	200	916,099
SOUTH DAKOTA	1,040	223,913	100,996	99,260	102	8,672	3,867	28,322	461,000
TENNESSEE	0	11,409	932	27,711	200	12,000	11	4,341	1,329,155
TEXAS	0	1,044,773	441,180	934,238	40,269	73,500	87,951	51,185	4,353,684
UTAH	0	3,314	0	0	0	2,200	0	2,701	461,000
VERMONT	0	71,067	11,860	0	500	16,155	7,410	3,291	461,000
VIRGINIA	0	88,104	1,608	211,692	0	20,500	139,929	22,802	1,638,947
WASHINGTON	0	98,916	51	4,805	461	2,000	15,592	5,476	1,242,487
WEST VIRGINIA	0	43,203	2,012	4,472	2,000	22,415	4,582	200	518,901
WISCONSIN	0	276,441	11,037	510,502	0	20,300	911	69,638	1,304,445
WYOMING	1,520	48,550	34,299	86,327	115	2,000	291	989	461,000
PUERTO RICO	0	0	0	0	0	0	0	0	747,557
TOTAL ALLOCATED	925,924	9,087,303	3,732,538	5,805,491	649,488	3,732,898	1,506,239	2,427,842	---
TOTAL NON-ALLOCATED	1,456,899	10,373,180	3,655,457	4,253,202	1,358,043	7,230,518	1,708,440	3,951,053	---

STATE-BY-STATE SPENDING

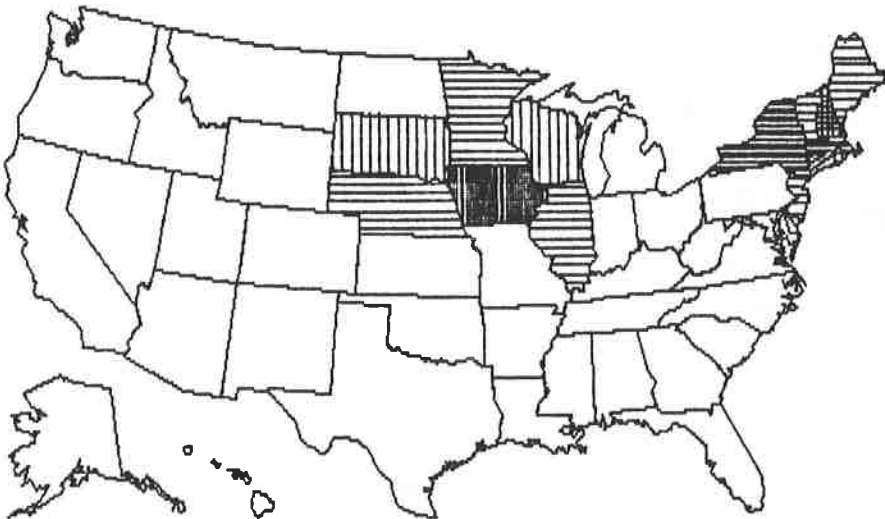
GEORGE BUSH



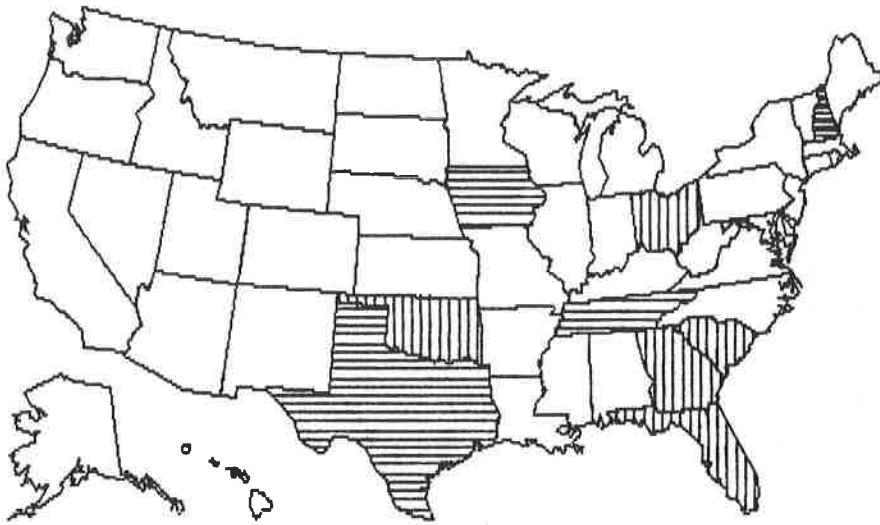
ROBERT DOLE



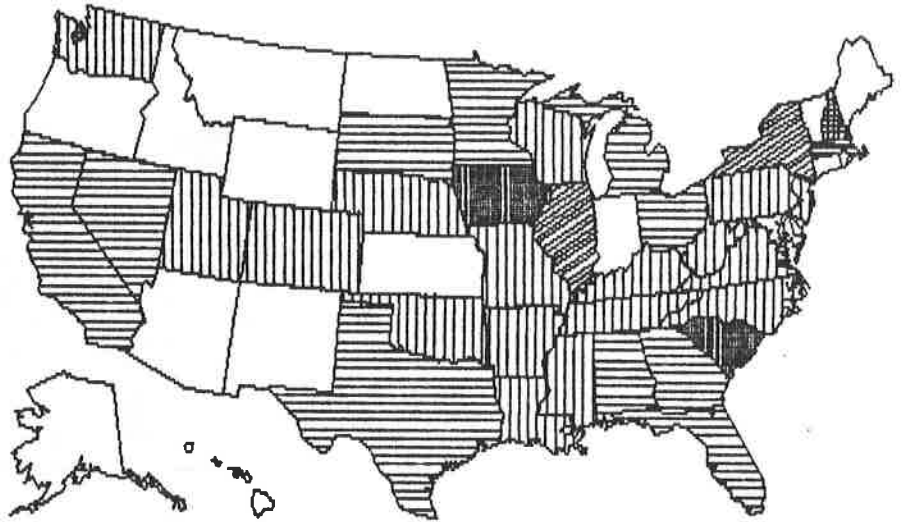
PETE DUPONT



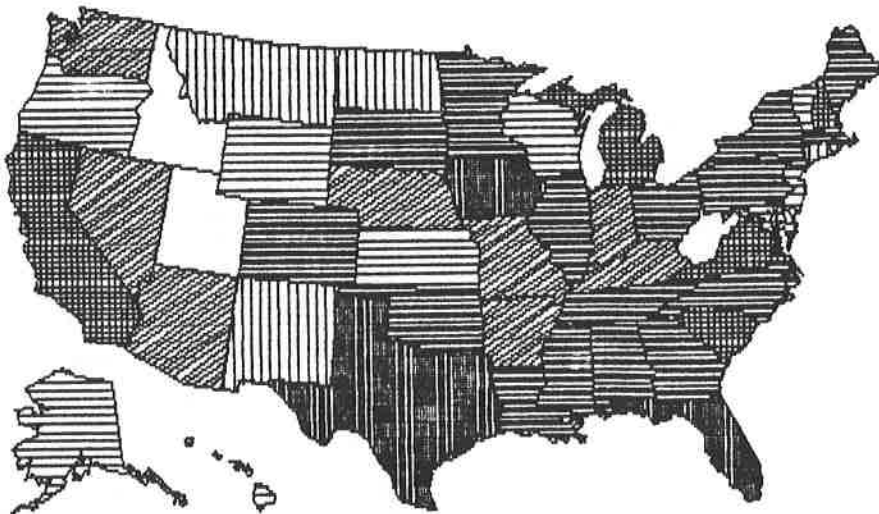
EXPENDUM	
[White box]	0 - \$1,000
[Vertical lines]	\$1,000-10,000
[Horizontal lines]	\$10,000-50,000
[Diagonal lines (top-left to bottom-right)]	\$50,000-100,000
[Diagonal lines (bottom-left to top-right)]	\$100,000-250,000
[Cross-hatch]	\$250,000-500,000
[Solid black]	\$500K-1,000,000
[Solid black]	\$1,000,000 +



JACK KEMP

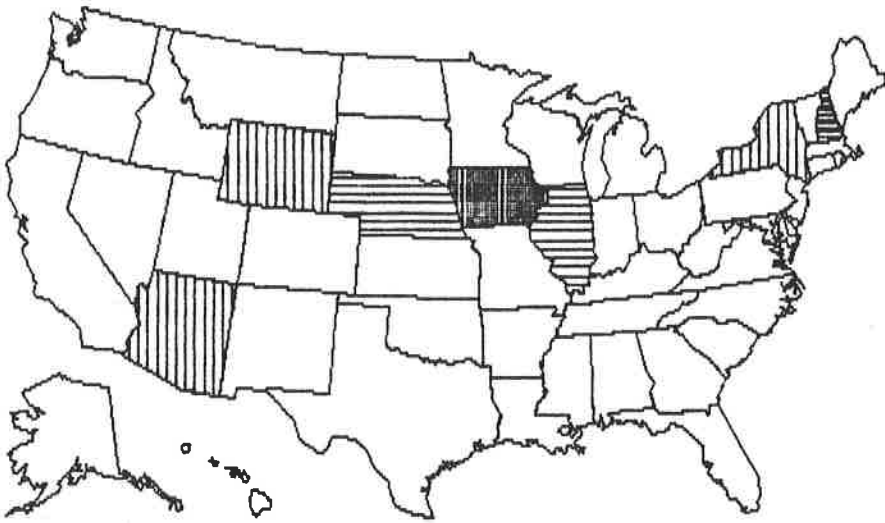


PAT ROBERTSON

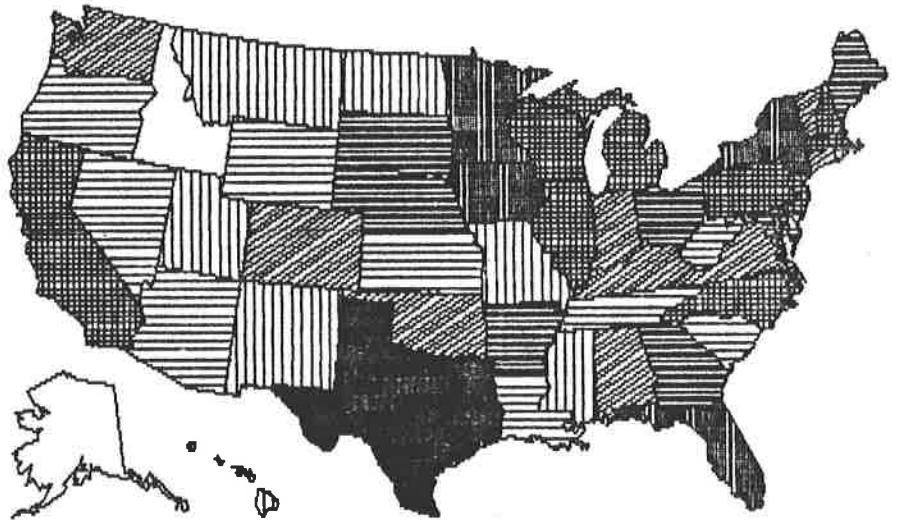


EXPENDUM	SPENDING RANGE
[White box]	0 - \$1,000
[Horizontal hatching]	\$1,000-10,000
[Vertical hatching]	\$10,000-50,000
[Diagonal hatching (top-left to bottom-right)]	\$50,000-100,000
[Diagonal hatching (top-right to bottom-left)]	\$100,000-250,000
[Cross-hatching]	\$250,000-500,000
[Dense vertical hatching]	\$500K-1,000,000
[Solid black box]	\$1,000,000 +

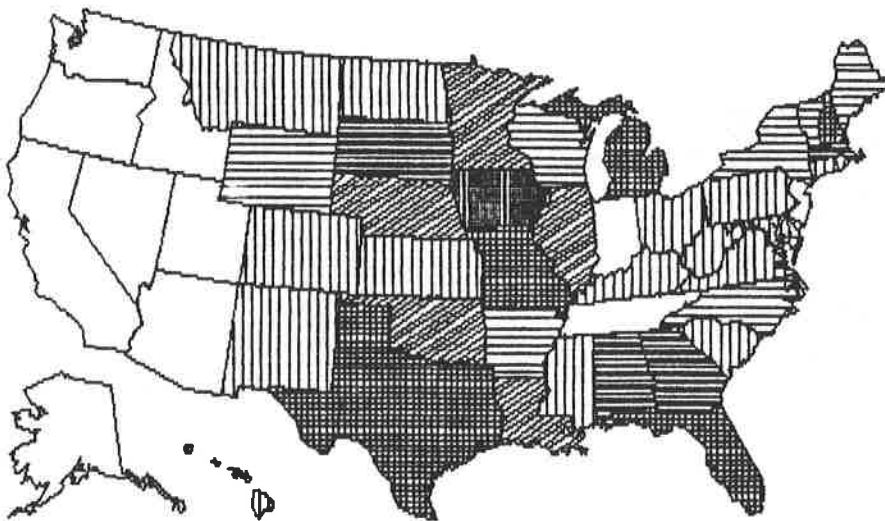
BRUCE BABBITT



MICHAEL DUKAKIS

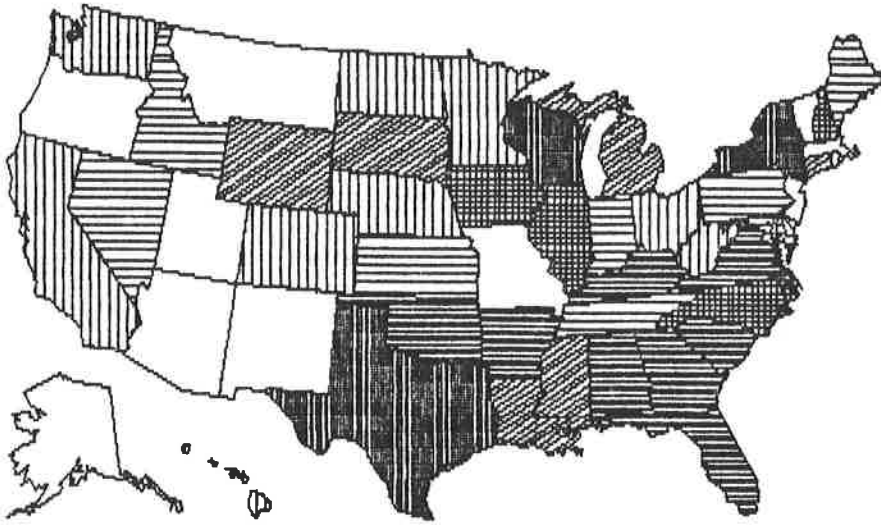


RICHARD GEPHARDT

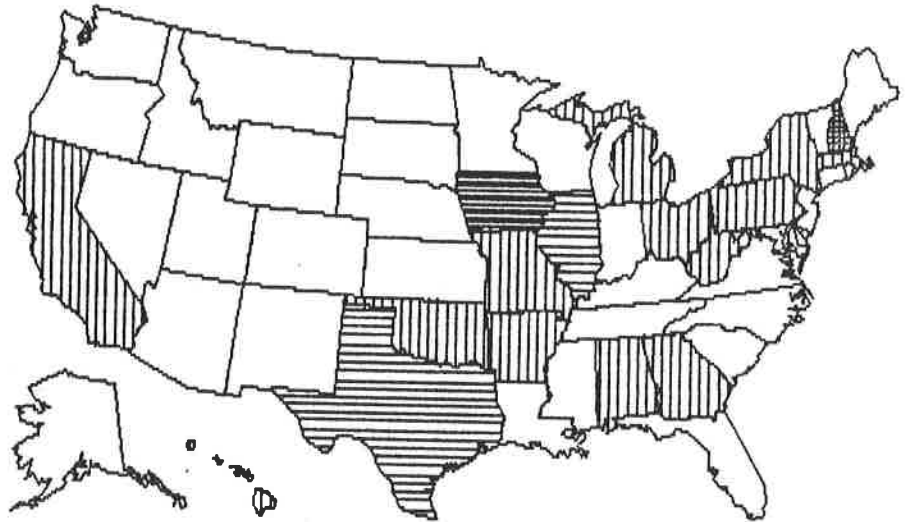


EXPENDUM	SPENDING RANGE
[White box]	0 - \$1,000
[Vertical lines]	\$1,000-10,000
[Horizontal lines]	\$10,000-50,000
[Diagonal lines /]	\$50,000-100,000
[Diagonal lines \]	\$100,000-250,000
[Cross-hatch]	\$250,000-500,000
[Solid black]	\$500K-1,000,000
[Dense cross-hatch]	\$1,000,000 +

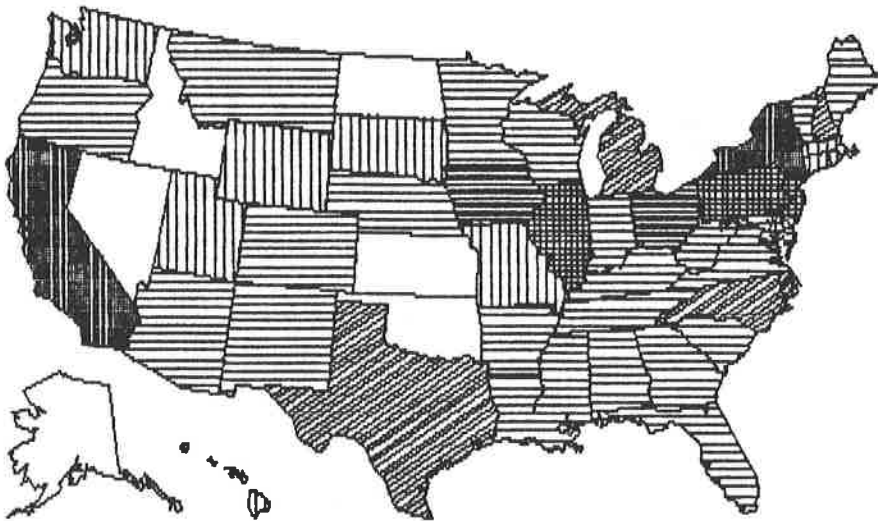
ALBERT GORE



GARY HART



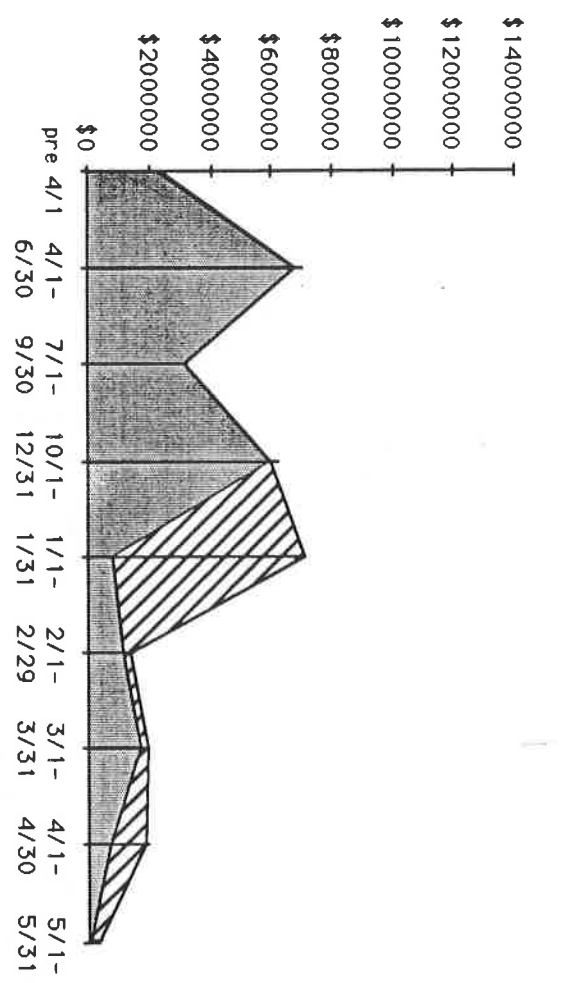
JESSE JACKSON



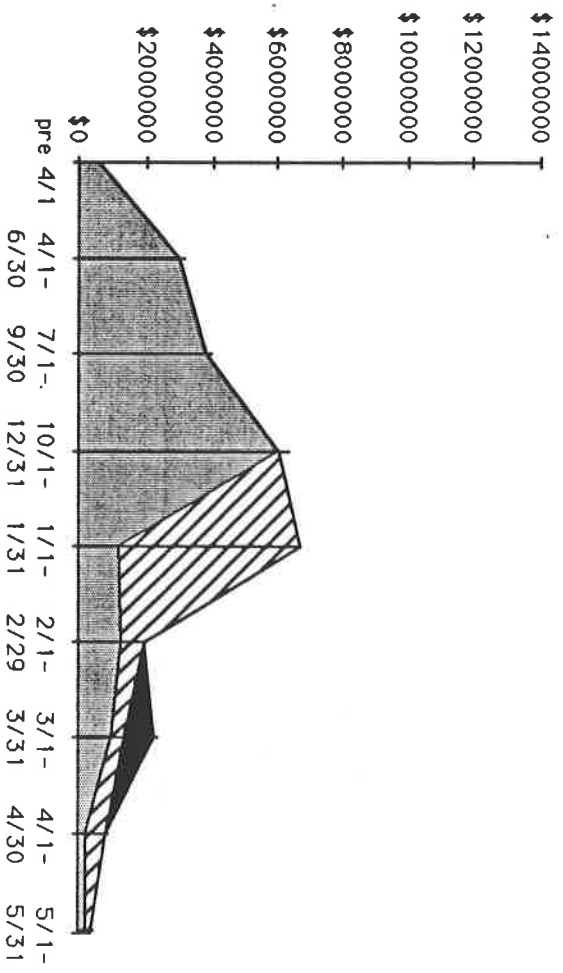
EXPENDUM	
[White box]	0 - \$1,000
[Vertical lines]	\$1,000-10,000
[Horizontal lines]	\$10,000-50,000
[Diagonal lines (top-left to bottom-right)]	\$50,000-100,000
[Diagonal lines (bottom-left to top-right)]	\$100,000-250,000
[Cross-hatch]	\$250,000-500,000
[Dense vertical lines]	\$500K-1,000,000
[Solid black]	\$1,000,000 +

RECEIPTS OF PRESIDENTIAL CAMPAIGNS BY SOURCE FOR EACH REPORTING PERIOD THROUGH MAY 31, 1988
 - REPUBLICANS

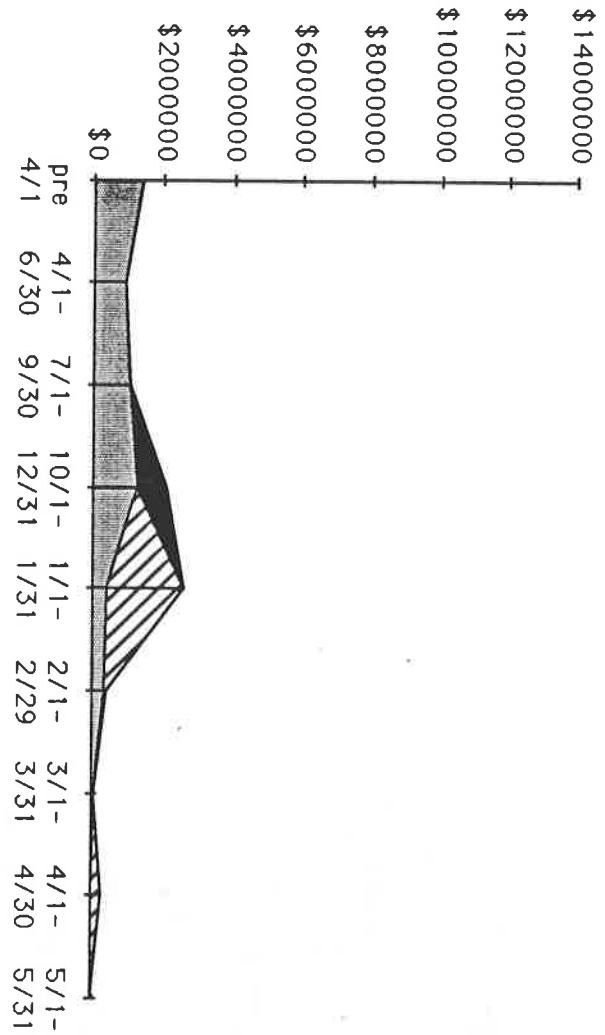
Bush




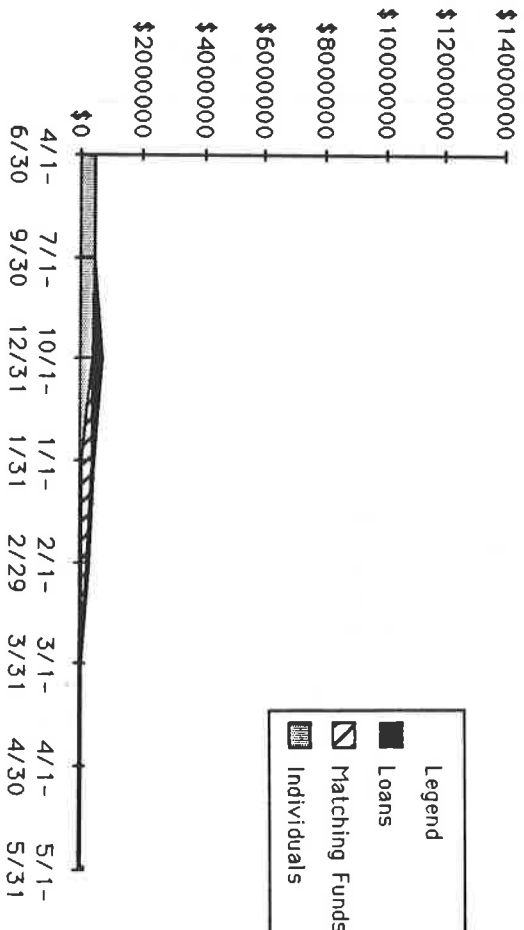
Dole



DuPont

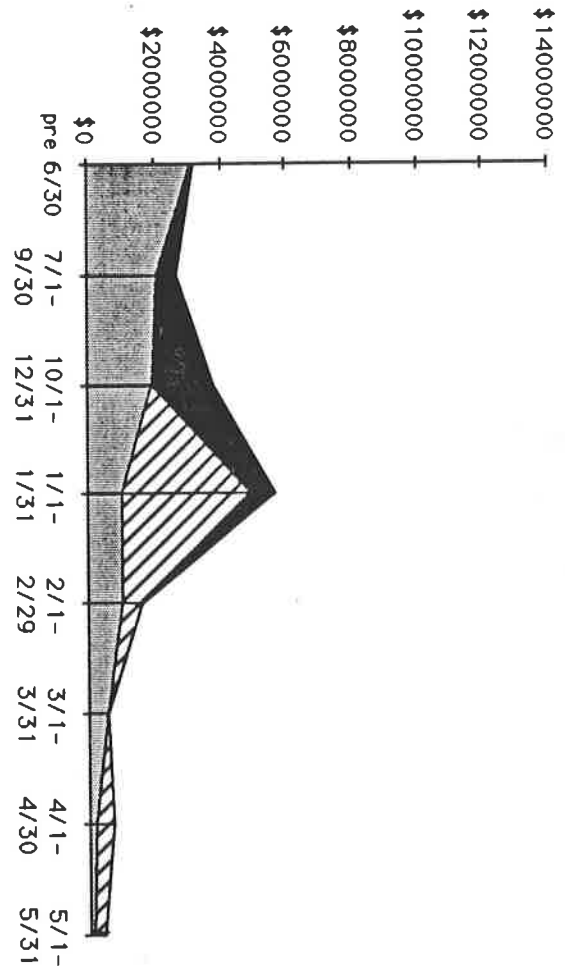


Haig

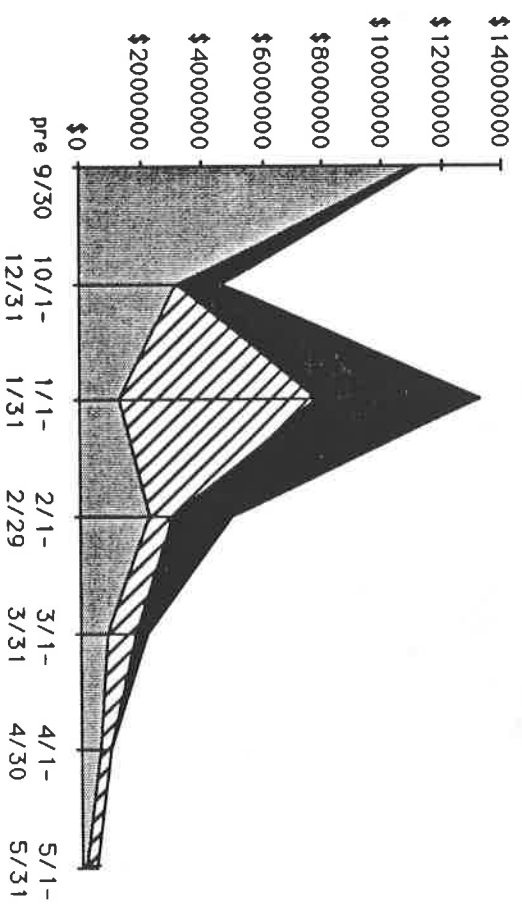


RECEIPTS OF PRESIDENTIAL CAMPAIGNS BY SOURCE FOR EACH REPORTING PERIOD THROUGH MAY 31, 1983
 -- REPUBLICANS AND MINOR PARTY


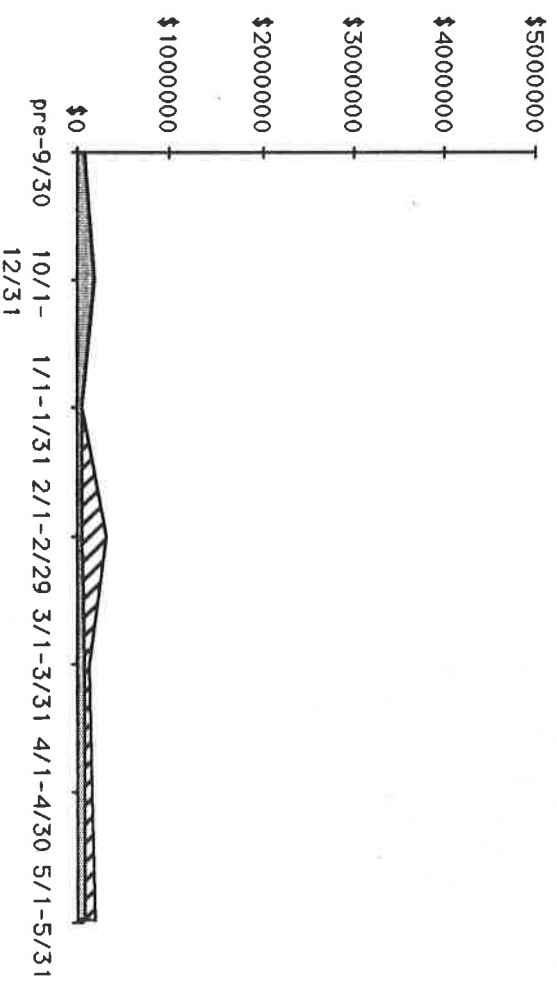
Kemp



Robertson

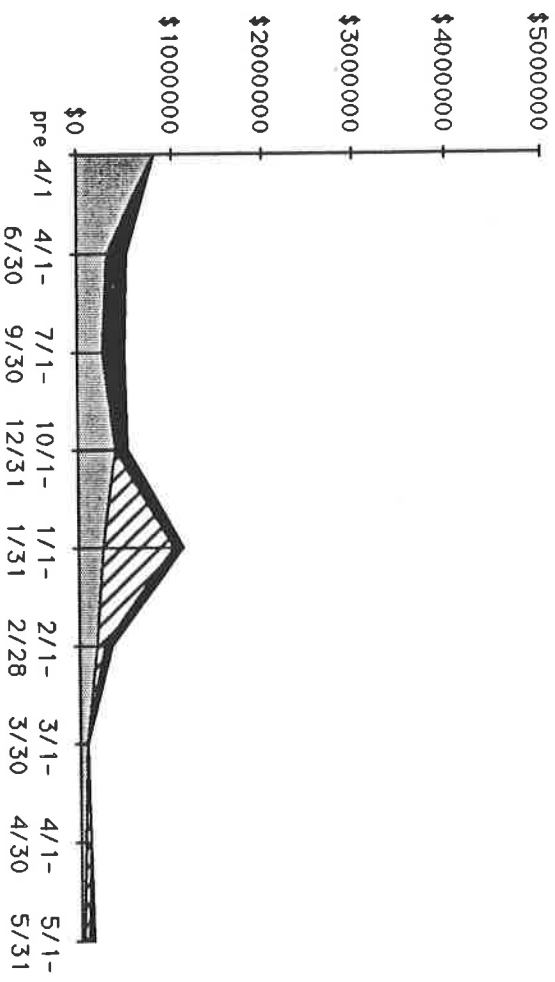


Fulani

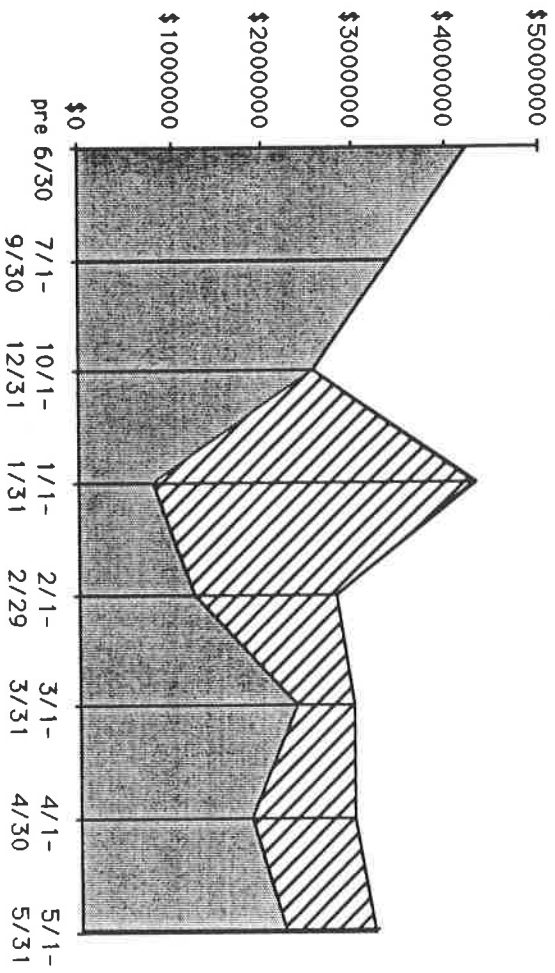


RECEIPTS OF PRESIDENTIAL CAMPAIGNS BY SOURCE FOR EACH REPORTING PERIOD THROUGH MAY 31, 1988
 - DEMOCRATS

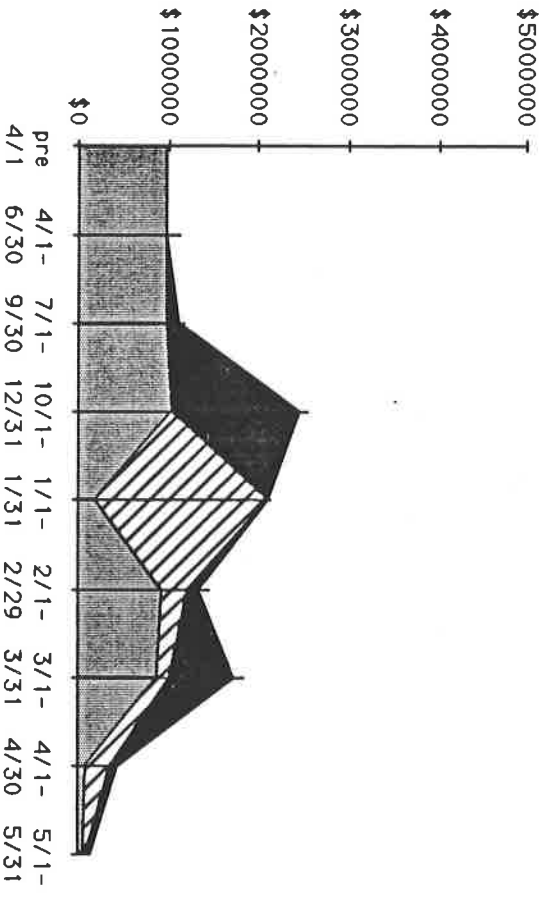
Babbitt




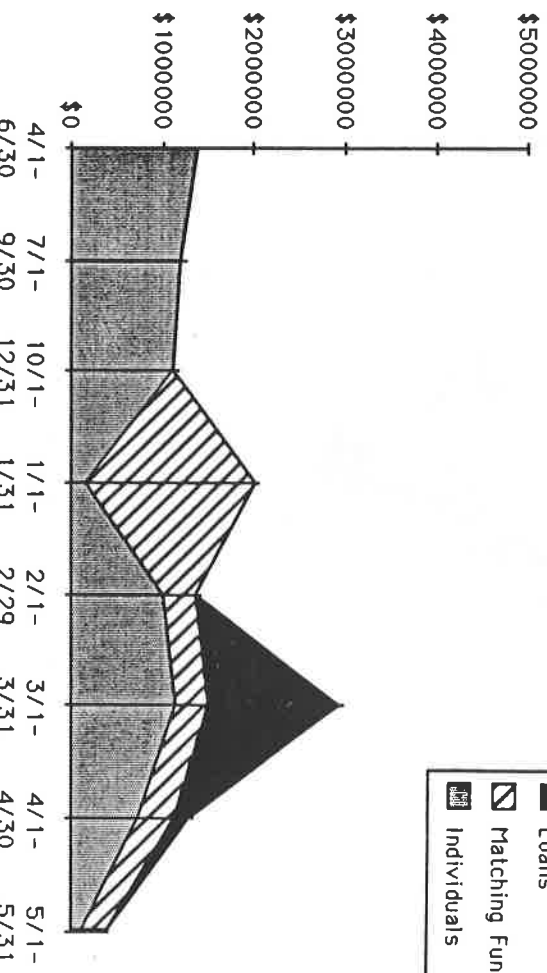
Dukakis



Gephardt

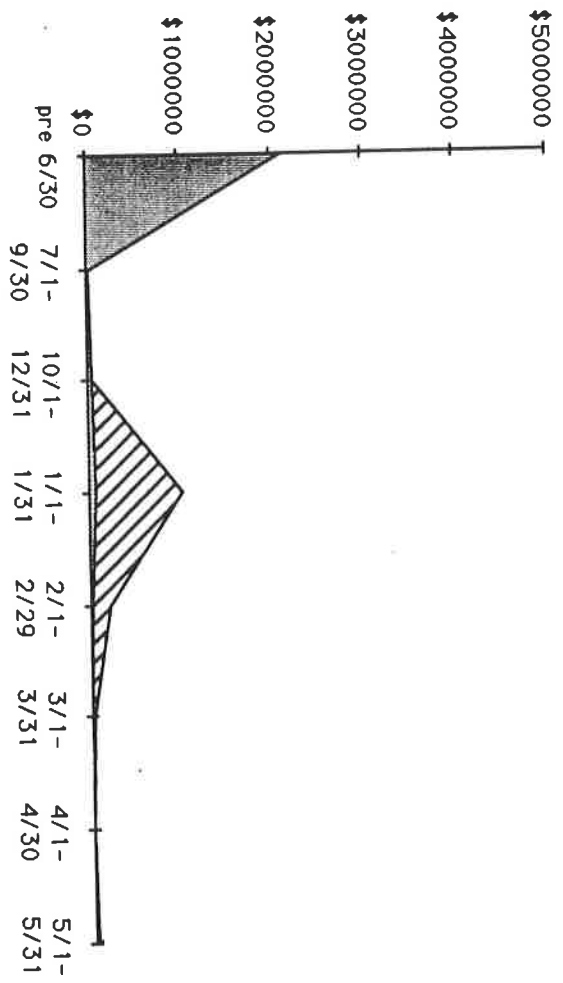


Gore

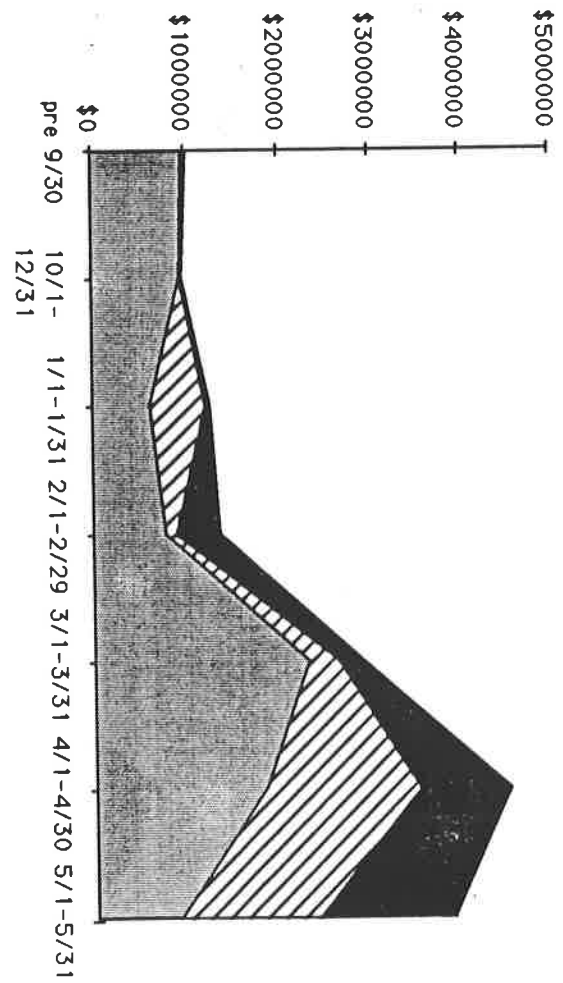


RECEIPTS OF PRESIDENTIAL CAMPAIGNS BY SOURCE FOR EACH REPORTING PERIOD THROUGH MAY 31, 1988
 - DEMOCRATS

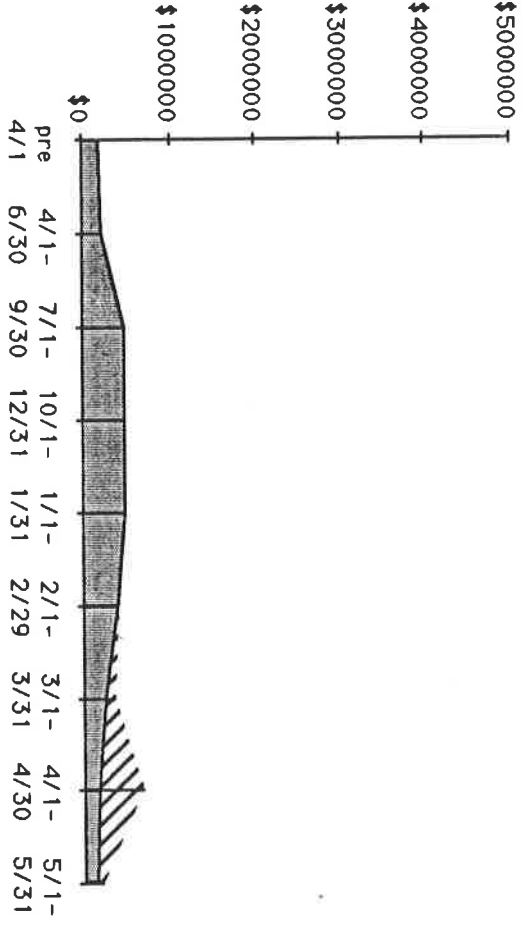
Hart



Jackson



LaRouche



Simon

