

FEDERAL ELECTION COMMISSION



Press Office

999 E Street, N.W., Washington, D.C. 20463

Phone: Local 376-3155

Toll Free 800-424-9530

FOR RELEASE: UPON RECEIPT
MAY 31, 1988

CONTACT: FRED EILAND
SHARON SNYDER
KAREN FINUCAN

PRESIDENTIAL CAMPAIGN COSTS EXCEED \$180 MILLION THROUGH APRIL

WASHINGTON -- The Federal Election Commission today released the fifth report in its continuing series of monthly statistical compilations on 1988 Presidential campaign spending. According to the report, candidates had raised almost \$190 million and spent \$183 million through April. Federal matching funds accounted for \$52.5 million, or 27.7% of the total raised. Individual contributions totalled \$130.6 million, 68.9%. PAC contributions were only \$2.9 million, 1.5%, typical of past presidential election cycles.

In the 1984 Presidential race, 10 candidates had raised \$83.6 million through April 1984. Matching funds accounted for \$31.6 million, or 37.8%; contributions from individuals totalled \$50.7 million, or 60.6%; and PAC money amounted to only \$1.1 million, 1.4%.

The FEC summary figures for the 1988 presidential campaigns are based on monthly reports filed May 20, by all presidential campaigns exceeding \$100,000 in activity. The reports disclosed receipts and disbursements for the month of April, and summary figures for the entire campaign to date. All campaigns which have been declared eligible to receive federal matching funds, as well as three additional campaigns which had significant financial activity in 1987, are included in the FEC report - eighteen candidates in all.

FEC figures on the following pages have been adjusted for contribution refunds, loan repayments and offsets to operating expenditures, affording the reader a more realistic look at monies raised and spent.

State spending by each campaign is provided, along with maps to graphically depict the variations and/or spending patterns.

A set of graphs has been included to show the receipts of each campaign, by source, for each reporting period in 1987 and 1988.

R E C E I P T S (through April 30, 1988)

Candidate	Individual Contributions	Matching Funds	Party Contributions	Other Ctte Contributions	Candidate Contributions	Candidate Loans Minus Repay	Other Loans Minus Repay	Other Receipts	Campaign Total
Republicans									
Bush	\$22,248,032	\$8,019,983	\$3,130	\$672,656	\$2,000	\$0	\$0	\$327,376	\$31,273,187
Dole ^{1/}	\$16,561,871	\$7,214,296	\$0	\$815,210	\$0	\$0	\$0	\$5,152	\$25,752,442
DuPont	\$5,418,959	\$2,539,241	\$0	\$0	\$50,000	\$0	\$0	\$39,634	\$8,047,834
Haig	\$1,302,040	\$496,282	\$0	\$13,780	\$0	\$50,000	\$59,113	\$6,173	\$1,930,888
Kemp ^{2/}	\$3,819,665	\$5,006,548	\$0	\$80,485	\$0	\$0	\$0	\$7,458	\$15,404,156
Robertson	\$19,118,526	\$8,479,855	\$160	\$0	\$0	\$0	\$0	\$464,605	\$28,063,146
Total	\$74,469,093	\$31,756,205	\$3,290	\$1,582,141	\$52,000	\$50,000	\$59,113	\$850,398	\$108,822,240
Democrats									
Babbitt [*]	\$2,221,116	\$831,657	\$1,276	\$0	\$48,000	\$0	\$89,788	\$19,632	\$3,211,469
Dukakis ^{3/}	\$16,427,183	\$6,800,118	\$4,300	\$20,585	\$0	\$0	\$0	\$104,640	\$23,751,126
Gephardt ^{4/}	\$5,993,573	\$2,626,871	\$0	\$570,589	\$50,000	\$0	\$114,156	\$11,289	\$9,456,478
Gore	\$6,593,529	\$2,928,088	\$5,533	\$318,332	\$0	\$40,000	\$1,320,965	\$49,712	\$11,280,059
Hart	\$2,286,428	\$1,122,280	\$5,000	\$0	\$0	\$0	\$0	\$43,414	\$4,466,706
Jackson	\$8,096,852	\$2,712,452	\$0	\$69,688	\$0	\$0	\$533,044	\$929	\$11,436,165
LaRouche	\$2,595,298	\$607,460	\$0	\$5,000	\$0	\$0	\$0	\$10	\$3,207,768
Simon	\$5,691,635	\$2,752,213	\$17,379	\$252,048	\$0	\$0	\$0	\$8,255	\$8,721,530
Total	\$49,905,614	\$20,381,139	\$33,488	\$1,236,242	\$98,000	\$40,000	\$2,057,853	\$237,881	\$73,990,217
Other									
Fulani	\$528,360	\$380,495	\$0	\$0	\$0	\$0	\$0	\$0	\$908,855
Inactive									
Laxalt	\$1,114,125	\$0	\$0	\$34,750	\$1,000	\$0	\$0	\$5,791	\$1,155,666
Biden	\$3,716,954	\$0	\$0	\$2,500	\$0	\$0	\$0	\$16,042	\$3,735,496
Schroeder [*]	\$872,462	\$0	\$0	\$9,700	\$0	\$0	\$0	\$13,798	\$895,960
Grand Total	\$130,606,608	\$52,517,839	\$36,778	\$2,865,333	\$151,000	\$90,000	\$2,116,366	\$1,123,910	\$189,508,434

*Information on these candidates covers through March 31, 1988 only.

E X P E N D I T U R E S (through April 30, 1988)

Candidate	Operating Exp	Fundraising	Legal/Accounting	Other	Campaign	Expenditures	Cash on	Debts owed
	Minus Offsets	Minus Offsets	Minus Offsets	Disbursements	Total	Subj to Limit	Hand	By
Republicans								
Bush	\$19,947,250	\$4,884,083	\$2,159,394	\$45,912	\$27,036,639	\$20,216,379	\$4,015,625	\$853,265
Dole ^{1/}	\$21,174,962	\$2,654,795	\$1,303,759	\$99,011	\$25,232,527	\$21,174,965	\$519,912	\$1,228,641
DuPont	\$5,000,028	\$2,368,619	\$563,265	\$5,000	\$7,936,912	\$5,000,027	\$110,924	\$27,418
Haig	\$1,864,683	\$37,907	\$21,471	\$0	\$1,924,061	\$1,876,638	\$698	\$336,116
Kemp ^{2/}	\$15,283,261	\$0	\$0	\$0	\$15,283,261	\$15,283,258	\$120,903	\$286,385
Robertson	\$20,934,051	\$5,018,449	\$2,031,171	\$50,000	\$28,033,671	\$21,342,503	\$29,473	\$1,397,837
Total	\$84,204,235	\$14,963,853	\$6,079,060	\$199,923	\$105,447,071	\$84,893,770	\$4,797,535	\$4,179,662
Democrats								
Babbitt [*]	\$2,282,765	\$496,043	\$212,849	\$0	\$2,991,657	\$0	\$0	\$0
Dukakis ^{3/}	\$17,990,621	\$3,708,275	\$640,088	\$52	\$22,339,036	\$17,990,620	\$1,412,095	\$699,906
Gephardt ^{4/}	\$7,341,061	\$1,687,766	\$387,800	\$0	\$9,416,627	\$7,326,630	\$39,859	\$1,663,193
Gore	\$9,952,201	\$945,044	\$162,230	\$1,000	\$11,060,475	\$9,952,201	\$221,623	\$1,611,288
Hart	\$2,009,530	\$782,422	\$316,039	\$12,980	\$3,638,531	\$1,989,530	\$336,150	\$24,214
Jackson	\$9,537,592	\$1,034,244	\$68,067	\$3,299	\$10,643,202	\$8,218,101	\$1,429,906	\$633,392
LaRouche	\$2,624,586	\$15,927	\$64,034	\$1,000	\$2,705,547	\$2,624,589	\$493,615	\$300,142
Simon	\$6,187,003	\$1,511,406	\$680,676	\$0	\$8,379,085	\$6,193,909	\$342,398	\$627,188
Total	\$57,925,359	\$10,131,127	\$2,531,783	\$18,331	\$71,174,160	\$54,295,580	\$4,275,646	\$5,559,323
Other								
Fulani	\$881,227	\$0	\$0	\$1,000	\$882,227	\$881,229	\$26,630	\$12,486
Inactive								
Laxalt	\$1,154,556	\$0	\$0	\$0	\$1,154,556	\$0	\$5,779	\$0
Biden	\$2,600,837	\$821,313	\$293,352	\$0	\$3,715,502	\$0	\$16,405	\$53,179
Schroeder [*]	\$466,395	\$0	\$0	\$0	\$466,395	\$0	\$429,666	\$0
Grand Total	\$147,232,609	\$25,966,293	\$8,904,195	\$219,254	\$182,839,911	\$149,070,579	\$9,551,661	\$9,804,650

*Information on these candidates covers through March 31, 1988 only.

1984 Presidential Campaigns through April 30, 1984

Receipts

Candidate	Matchair		Individuals		Party		Other Ctte		Candidate		Other Loans		Other		Campaign Total
	Funds	Minus Refunds	Minus Refunds	Minus Refunds	Minus Refunds	Minus Refunds	Contributions	Minus Repay	Minus Repay	Minus Repay	Receipts	Total			
Republicans															
Reagan	\$7,406,560	\$15,173,908	\$0	\$120,935	\$0	\$0	\$0	\$0	\$0	\$0	\$0	\$0	\$159,106	\$22,860,509	
Democrats															
Askew	\$897,532	\$1,603,253	\$0	\$0	\$0	\$1,000	\$30,000	\$0	\$0	\$0	\$0	\$0	\$9,695	\$2,541,480	
Cranston	\$1,740,028	\$3,145,011	\$0	\$377,340	\$0	\$2,000	\$45,300	\$2	\$2	\$2	\$2	\$2	\$45,000	\$5,354,681	
Glenn	\$2,926,471	\$6,186,390	\$4,535	\$344,934	\$0	\$15,000	\$22,637	\$2,000,000	\$2,000,000	\$2,000,000	\$2,000,000	\$2,000,000	\$22,056	\$11,522,023	
Hart	\$2,556,551	\$6,215,395	\$0	\$2,295	\$0	\$3,750	\$45,000	\$2,999,999	\$2,999,999	\$2,999,999	\$2,999,999	\$2,999,999	\$32,019	\$11,855,109	
Hollings	\$793,754	\$1,312,995	\$500	\$232,177	\$0	\$0	\$0	\$0	\$0	\$0	\$0	\$0	\$38,041	\$2,377,467	
Jackson	\$898,445	\$2,302,944	\$0	\$11,155	\$0	\$0	\$0	\$250,000	\$250,000	\$250,000	\$250,000	\$250,000	\$0	\$3,462,544	
LaRouche	\$284,804	\$1,213,147	\$0	\$250	\$0	\$0	\$0	\$709,923	\$709,923	\$709,923	\$709,923	\$709,923	\$0	\$2,208,124	
McGovern	\$463,686	\$572,669	\$0	\$0	\$0	\$0	\$28,455	\$1,841	\$1,841	\$1,841	\$1,841	\$1,841	\$1,940	\$1,064,909	
Mondale	\$6,224,789	\$12,972,079	\$0	\$52,810	\$0	\$3,500	\$0	\$1,077,257	\$1,077,257	\$1,077,257	\$1,077,257	\$1,077,257	\$44,578	\$20,375,013	
Total Dem	\$24,192,720	\$35,523,883	\$5,035	\$1,020,961	\$25,250	\$171,392	\$7,039,022	\$193,329	\$60,761,350						
Grand Total	\$31,599,280	\$50,697,791	\$5,035	\$1,141,896	\$25,250	\$171,392	\$7,039,022	\$352,435	\$83,621,859						

Disbursements

Candidate	Operating		Fundraising		Legal/Accounting		Other		Campaign		Cash on		Debts owed	
	Minus Offsets	Minus Offsets	Minus Offsets	Minus Offsets	Minus Offsets	Disbursement	Total	to Limit	Hand	By	Total			
Republicans														
Reagan	\$7,380,041	\$2,740,184	\$679,545	\$0	\$10,799,770	\$7,390,040	\$11,977,186	\$1,981,864						
Democrats														
Askew	\$2,191,892	\$230,937	\$116,622	\$0	\$2,539,451	\$1,846,105	\$2,032	\$139,144						
Cranston	\$3,674,215	\$1,294,634	\$377,351	\$4,478	\$5,350,678	\$3,674,215	\$4,000	\$45,300						
Glenn	\$7,280,900	\$2,592,659	\$1,242,253	\$0	\$11,115,812	\$7,280,958	\$383,575	\$2,998,474						
Hart	\$9,464,139	\$1,671,213	\$139,710	\$0	\$11,275,062	\$9,464,138	\$580,045	\$4,578,402						
Hollings	\$2,064,783	\$139,331	\$86,988	\$0	\$2,341,102	\$2,064,784	\$32,903	\$64,553						
Jackson	\$2,828,934	\$427,821	\$65,750	\$4,925	\$3,327,430	\$2,891,169	\$77,420	\$477,267						
LaRouche	\$1,985,293	\$41,139	\$127,273	\$27	\$2,153,732	\$1,985,296	\$54,386	\$814,685						
McGovern	\$563,230	\$174,619	(\$130)	\$204	\$737,923	\$754,773	\$18,876	\$175,178						
Mondale	\$14,370,817	\$4,603,970	\$1,345,670	\$0	\$20,320,457	\$14,949,572	\$68,182	\$1,981,864						
Total Dem	\$44,424,203	\$11,226,323	\$3,501,487	\$9,634	\$59,161,647	\$44,910,310	\$1,221,419	\$11,174,867						
Total	\$51,804,244	\$13,966,507	\$4,181,032	\$9,634	\$69,961,417	\$52,290,950	\$13,198,605	\$13,056,731						

FOOTNOTES FOR TABLES
AND MAPS

Figures listed in the preceding tables are net calculations; that is, amounts have been subtracted for contribution refunds, loan repayments, and refunds or rebates received (offsets).

Receipt categories will add up to campaign totals except for the following:

- 1/ Dole ---- Total includes \$1.15 million transferred from the Dole for Senate Committee.
- 2/ Kemp ---- Total includes \$440,000 from Victory '88 (formerly Kemp Superbowl Brunch).
- 3/ Dukakis - Total includes \$394,300 from Dukakis Gubernatorial Committee.
- 4/ Gephardt- Total includes \$90,000 transferred from Gephardt in Congress Committee.

The tables and maps on pages 6 - 12 represent state-by-state expenditures as reported by the 1988 Presidential campaigns. Each FEC report takes the figures as reported by the campaigns in the column "Total Allocation to Date". Before attempting to draw any conclusions about state-by-state spending, it is important to consider the following:

- The figures presented are preliminary, since reports are often amended due to omissions, errors, and/or changes to the data over time.
- Data for different campaigns may not be comparable. Although FEC regulations require state-by-state allocation of money spent for media, staff, equipment, etc., each campaign employs its own method for determining the distribution of those expenses. Certain expenditures may not be allocated to any state, since they more closely relate to the campaign's "national" effort.

PRESIDENTIAL PRIMARY STATE-BY-STATE ALLOCATIONS -- REPUBLICAN AND OTHER CANDIDATES
 (NOTE: LIMITS ARE 1988 OFFICIAL FIGURES)

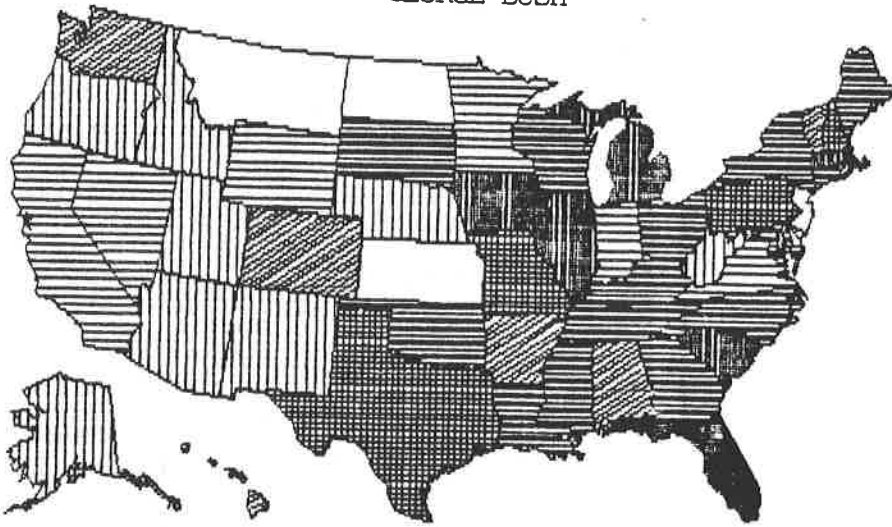
STATE	BUSH	DOLE	DU PONT	HAIG	KEMP	ROBERTSON	FULANI	LIMIT
ALABAMA	84,876	216,959	0	0	17,137	188,136	115	1,093,861
ALASKA	2,704	55,850	0	0	0	20,313	500	461,000
ARIZONA	3,169	35,007	0	0	0	76,317	0	909,829
ARKANSAS	84,043	76,237	0	0	12,511	56,754	0	642,081
CALIFORNIA	10,332	140,938	0	0	17,887	280,129	56,432	7,509,505
COLORADO	75,074	49,860	0	0	9,613	131,896	0	893,233
CONNECTICUT	138,588	65,058	59,013	0	218	8,580	0	905,035
DELAWARE	149	3,953	0	0	0	4,581	0	461,000
DISTRICT OF COLUMBIA	684	4,654	0	0	0	6,640	0	461,000
FLORIDA	1,108,535	288,894	0	4,697	13,745	677,433	15,082	3,436,847
GEORGIA	247,258	286,412	0	9,228	21,823	186,113	14,615	1,654,436
HAWAII	83,902	76,273	0	0	4,500	42,979	0	461,000
IDAHO	3,982	29,052	0	0	0	0	0	461,000
ILLINOIS	792,821	1,082,138	19,306	0	46,762	181,204	23,198	3,152,133
INDIANA	17,254	42,269	0	0	427	79,192	0	1,497,697
IOWA	772,879	776,447	616,010	39,214	765,146	758,481	7,725	775,217
KANSAS	0	306,566	5	0	0	11,381	900	673,060
KENTUCKY	114,304	88,674	0	1,000	1,061	78,424	0	1,007,192
LOUISIANA	157,657	193,204	0	0	5,210	221,939	0	1,159,876
MAINE	152,428	128,299	32,745	0	19,220	110,328	0	461,000
MARYLAND	114,745	260,216	0	0	1,574	35,940	0	1,257,608
MASSACHUSETTS	890,474	1,002,819	149,402	0	725,532	209,151	28,684	1,666,607
MICHIGAN	968,004	79,684	0	0	170,139	389,854	15,361	2,485,712
MINNESOTA	32,741	656,318	11,700	0	80,444	148,221	5,691	1,156,188
MISSISSIPPI	163,985	83,624	0	0	4,194	121,184	930	676,010
MISSOURI	304,030	424,701	593	1,000	5,259	81,754	0	1,399,227
MONTANA	0	2,139	0	0	0	8,325	0	461,000
NEBRASKA	2,160	287,812	34,637	0	9,283	70,761	0	461,000
NEVADA	16,796	72,772	0	0	23,214	96,526	6,759	461,000
NEW HAMPSHIRE	493,052	468,510	440,969	163,923	425,968	428,669	3,537	461,000
NEW JERSEY	25	44,282	17,297	0	1,081	24,811	4,886	2,154,160
NEW MEXICO	5,689	264	0	0	94	4,145	0	461,000
NEW YORK	226,927	163,260	131,984	0	55,079	145,684	71,871	4,965,523
NORTH CAROLINA	202,761	704,647	0	0	7,042	143,162	17,794	1,765,076
NORTH DAKOTA	778	12,171	0	0	30	2,881	0	461,000
OHIO	165,284	53,174	0	2,330	6,772	100,167	0	2,930,853
OKLAHOMA	179,966	305,932	0	2,500	5,613	132,048	48,042	877,375
OREGON	2,018	53,051	0	0	335	22,892	10,013	751,614
PENNSYLVANIA	270,683	74,054	0	0	12,492	104,492	12,966	3,350,548
RHODE ISLAND	55,686	77,905	19,883	0	0	10,942	0	461,000
SOUTH CAROLINA	566,715	340,401	0	3,000	455,248	353,705	4,141	916,099
SOUTH DAKOTA	204,317	356,078	1,512	0	59,482	156,144	0	461,000
TENNESSEE	114,992	267,150	0	17,061	383	156,144	0	1,329,155
TEXAS	415,084	161,980	0	13,431	18,540	923,008	34,427	4,353,684
UTAH	1,516	10,451	0	0	1,082	0	0	461,000
VERMONT	99,097	141,090	14,790	500	844	42,348	0	461,000
VIRGINIA	32,727	75,501	0	0	4,635	273,524	0	1,638,947
WASHINGTON	67,929	341,937	0	0	4,706	80,777	15,691	1,242,487
WEST VIRGINIA	2,000	1,824	0	0	2,000	342	0	518,901
WISCONSIN	120,313	123,252	1,912	0	199	18,579	0	1,304,445
WYOMING	29,207	70,172	0	0	7,744	10,549	0	461,000
PUERTO RICO	16,139	16,938	0	0	0	0	0	747,557
TOTAL ALLOCATED	9,616,500	10,681,345	1,551,768	257,880	3,025,447	7,421,776	409,844	--
TOTAL NON-ALLOCATED	10,599,878	10,493,619	3,448,259	1,355,801	12,257,812	13,920,727	471,384	--

PRESIDENTIAL PRIMARY STATE-BY-STATE ALLOCATIONS -- DEMOCRATIC CANDIDATES
(NOTE: LIMITS ARE 1988 OFFICIAL FIGURES)

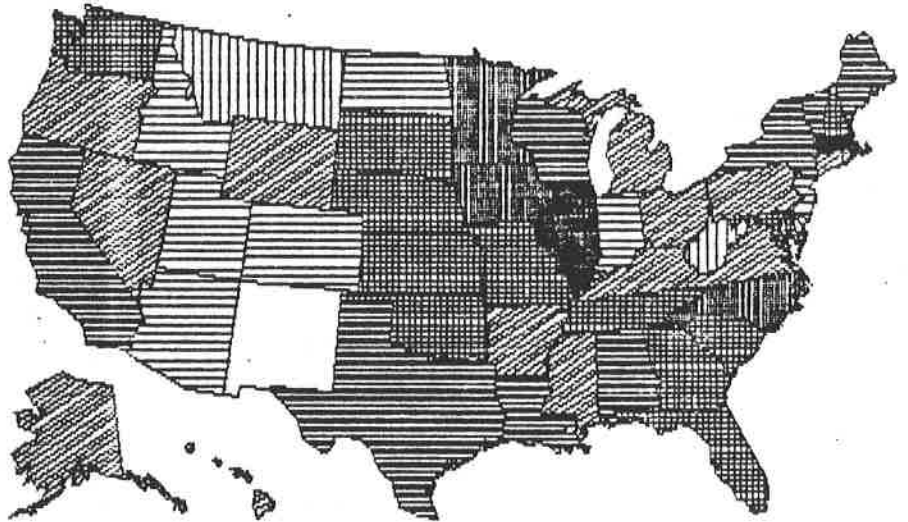
STATE	BABBITT (3/31)	DUKAKIS	GEPHARDT	GORE	HART	JACKSON	LAROCHE	SIMON	LIMIT
ALABAMA	0	68,844	114,645	225,673	2,346	25,500	2,209	6,500	1,093,861
ALASKA	0	0	0	10	0	500	0	75	461,000
ARIZONA	7,052	16,029	12	500	0	19,930	1,462	0	909,829
ARKANSAS	0	100,109	49,786	121,985	5,000	14,500	5,625	17,284	642,081
CALIFORNIA	0	107,390	539	4,493	7,335	0	52,331	43,473	7,509,505
COLORADO	0	57,140	1,482	1,185	0	14,740	3	1,529	893,233
CONNECTICUT	0	55,233	2,077	73,954	0	6,000	3,957	19,591	905,035
DELAWARE	0	3,407	0	0	0	18,235	14	0	461,000
DISTRICT OF COLUMBIA	35,404	60,183	0	0	429	47,146	17,392	5,882	461,000
FLORIDA	300	718,048	306,806	179,595	583	31,000	0	23,203	3,436,847
GEORGIA	0	123,906	142,035	233,325	4,655	44,851	6,630	28,358	1,654,436
HAWAII	0	3,698	1,681	1,500	1,500	7,379	1,525	0	461,000
IDAHO	0	998	200	13,273	0	0	468	0	461,000
ILLINOIS	37,257	429,075	60,889	271,288	10,394	254,963	30,194	272,269	3,152,133
INDIANA	0	69,698	97	42,903	300	22,200	155	644	1,497,697
IOWA	621,144	739,994	729,667	260,437	207,117	193,834	301,994	774,336	775,217
KANSAS	0	41,175	2,244	16,958	784	55	814	0	673,060
KENTUCKY	0	60,122	1,353	119,469	0	39,532	1,667	4,530	1,007,192
LOUISIANA	0	23,270	79,743	73,595	0	28,000	8,496	4,475	1,159,876
MAINE	0	159,051	29,988	20,598	0	18,777	5,155	10,338	461,000
MARYLAND	0	235,966	2,575	38,710	0	19,300	30,722	10,898	1,257,608
MASSACHUSETTS	0	271,746	181,343	416	6,435	4,000	71,231	58,580	1,666,607
MICHIGAN	0	400,036	442,747	51,584	3,600	77,890	5,494	35,268	2,485,712
MINNESOTA	0	502,431	54,550	4,695	126	24,321	1,946	243,439	1,156,188
MISSISSIPPI	0	4,517	4,718	88,365	0	22,300	163	4,000	676,010
MISSOURI	0	2,393	277,707	357	1,000	4,000	3,143	10,668	1,399,227
MONTANA	0	953	2,284	209	0	6,735	0	12	461,000
NEBRASKA	12,547	84,294	102,335	2,230	0	13,655	4,451	5,064	461,000
NEVADA	0	10,318	62	25,195	0	320	351	0	461,000
NEW HAMPSHIRE	210,590	429,513	328,707	431,479	335,475	72,893	461,520	434,216	461,000
NEW JERSEY	0	197,351	1	978	0	24,153	16,674	14,043	2,154,160
NEW MEXICO	0	2,235	6,499	0	0	16,525	89	833	461,000
NEW YORK	1,990	775,078	30,195	929,579	5,478	825,000	38,122	72,778	4,965,523
NORTH CAROLINA	0	342,720	22,573	351,627	0	72,151	5,316	256,539	1,765,076
NORTH DAKOTA	0	1,097	1,078	1,099	0	910	58	0	461,000
OHIO	0	91,330	4,689	5,659	1,800	91,500	376	19,224	2,930,853
OKLAHOMA	0	73,121	87,460	156,507	2,500	0	5,609	5,944	877,375
OREGON	0	6,790	500	0	0	23,000	5,381	1,674	751,614
PENNSYLVANIA	0	167,343	8,444	13,555	4,154	319,530	30,334	3,098	3,350,548
RHODE ISLAND	0	10,974	631	0	0	2,500	361	200	461,000
SOUTH CAROLINA	520	35,569	9,383	113,147	1,000	40,512	1,000	200	916,099
SOUTH DAKOTA	520	222,441	100,989	98,646	102	8,672	3,867	27,873	461,000
TENNESSEE	0	11,409	923	24,527	0	12,000	11	4,000	1,329,155
TEXAS	0	1,012,068	440,994	933,824	40,269	73,500	80,218	49,166	4,353,684
UTAH	0	1,338	0	0	0	2,200	0	2,701	461,000
VERMONT	0	69,637	11,841	0	500	16,155	7,403	3,291	461,000
VIRGINIA	0	87,858	849	211,456	0	20,500	137,059	21,019	1,638,947
WASHINGTON	0	94,734	10	3,725	90	2,000	15,177	5,476	1,242,487
WEST VIRGINIA	0	7,875	2,012	4,472	2,000	17,415	2,435	200	518,901
WISCONSIN	0	237,402	10,546	503,989	0	20,300	911	68,490	1,304,445
WYOMING	1,520	46,988	34,299	85,549	115	2,000	161	983	461,000
PUERTO RICO	0	0	0	0	0	0	0	0	747,557
TOTAL ALLOCATED	921,792	8,274,924	3,694,208	5,742,360	644,968	2,622,483	1,369,721	2,372,148	---
TOTAL NON-ALLOCATED	878,028	9,715,696	3,632,421	4,209,841	1,344,561	5,595,618	1,254,868	3,821,760	---

STATE-BY-STATE SPENDING

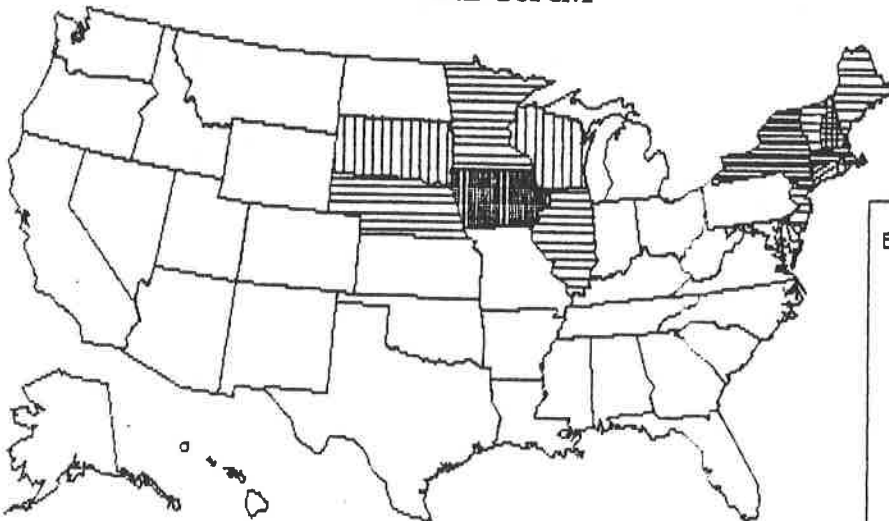
GEORGE BUSH











ROBERT DOLE



PETE DUPONT



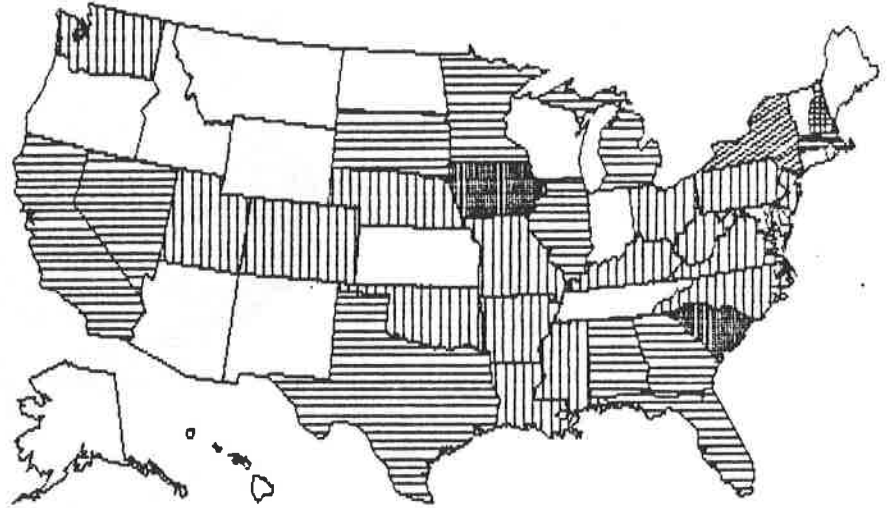
EXPENDUM	
	0 - \$1,000
	\$1,000-10,000
	\$10,000-50,000
	\$50,000-100,000
	\$100,000-250,000
	\$250,000-500,000
	\$500K-1,000,000
	\$1,000,000 +

STATE-BY-STATE SPENDING

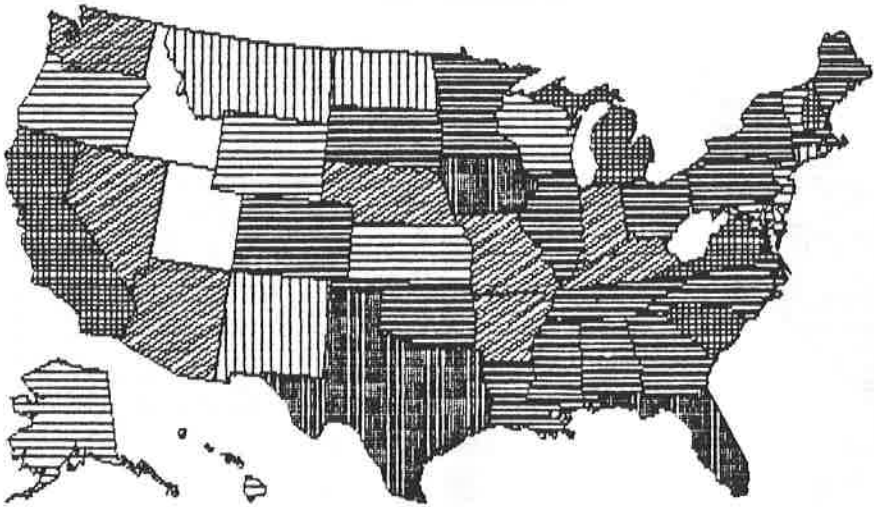
ALEXANDER HAIG



JACK KEMP



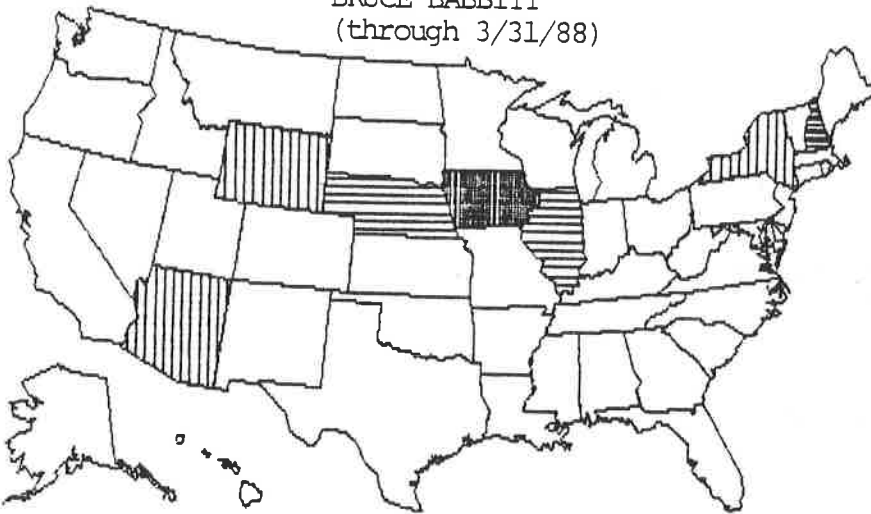
PAT ROBERTSON



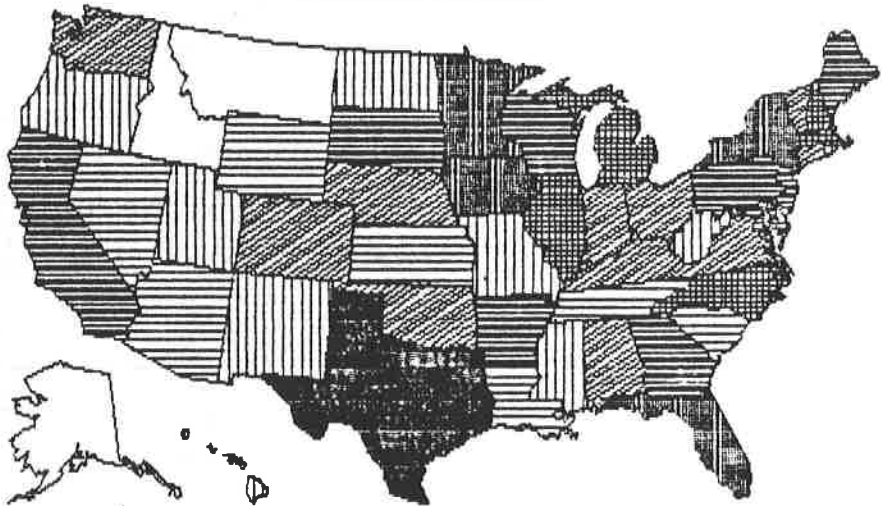
EXPENDUM	SPENDING RANGE
[White box]	0 - \$1,000
[Horizontal hatching]	\$1,000-10,000
[Vertical hatching]	\$10,000-50,000
[Diagonal hatching (top-left to bottom-right)]	\$50,000-100,000
[Diagonal hatching (top-right to bottom-left)]	\$100,000-250,000
[Cross-hatching]	\$250,000-500,000
[Dense vertical hatching]	\$500K-1,000,000
[Solid black box]	\$1,000,000 +

STATE-BY-STATE SPENDING

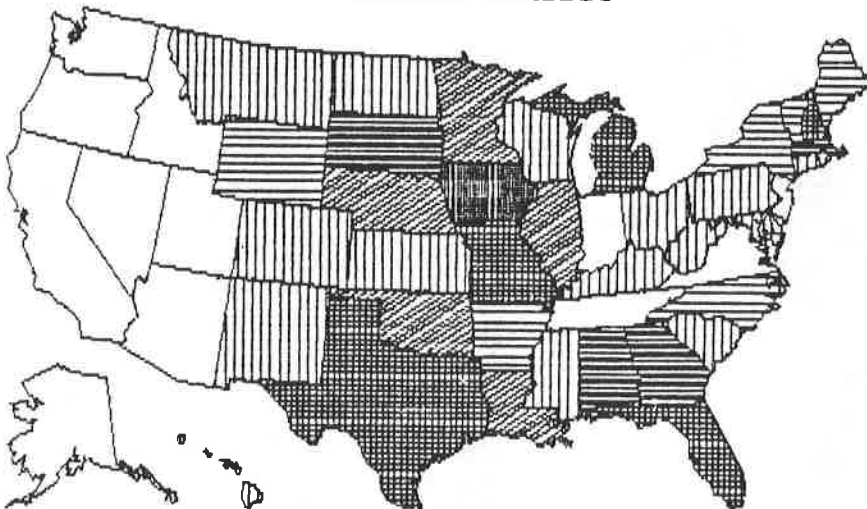
BRUCE RABBITT
(through 3/31/88)



MICHAEL DUKAKIS



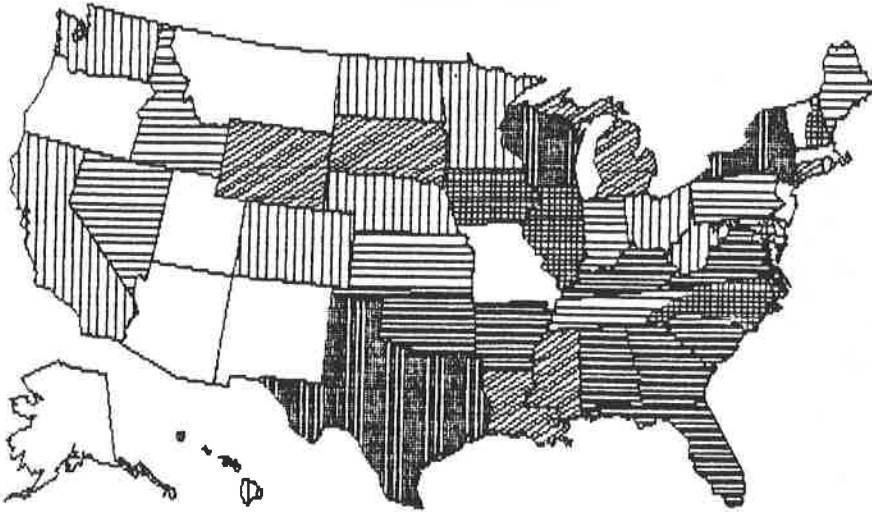
RICHARD GEPHARDT



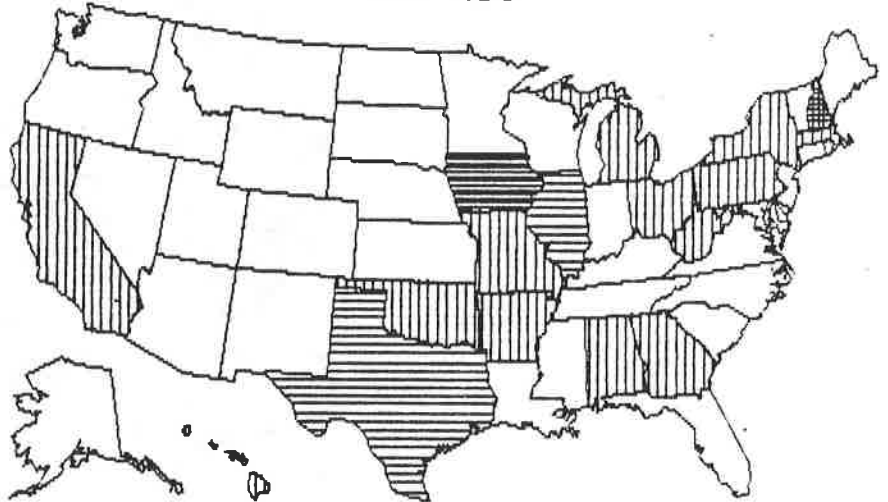
EXPENDUM	
0 - \$1,000	[White box]
\$1,000-10,000	[Vertical lines]
\$10,000-50,000	[Horizontal lines]
\$50,000-100,000	[Diagonal lines (top-left to bottom-right)]
\$100,000-250,000	[Diagonal lines (bottom-left to top-right)]
\$250,000-500,000	[Cross-hatch]
\$500K-1,000,000	[Dark gray]
\$1,000,000 +	[Black]

STATE-BY-STATE SPENDING

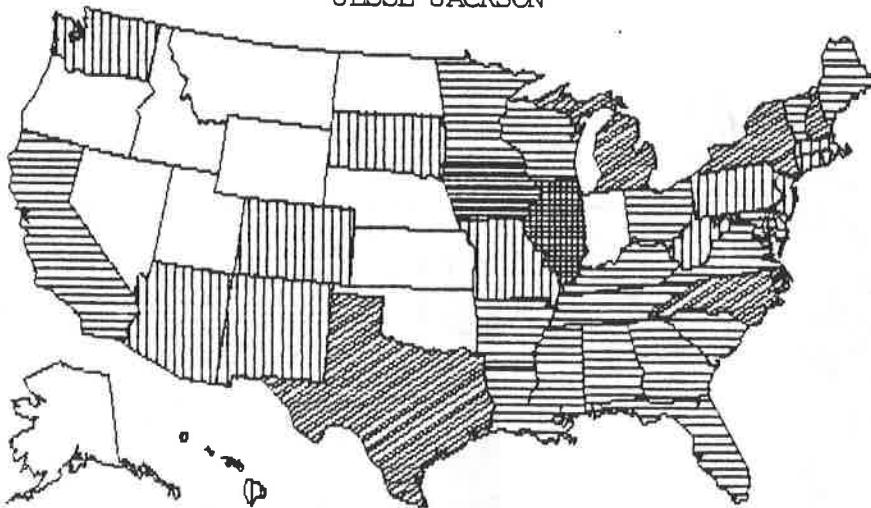
ALBERT GORE



GARY HART



JESSE JACKSON



EXPENDUM	SPENDING RANGE
[White box]	0 - \$1,000
[Vertical lines]	\$1,000-10,000
[Horizontal lines]	\$10,000-50,000
[Diagonal lines (top-left to bottom-right)]	\$50,000-100,000
[Diagonal lines (bottom-left to top-right)]	\$100,000-250,000
[Cross-hatch]	\$250,000-500,000
[Dark gray]	\$500K-1,000,000
[Black]	\$1,000,000 +

STATE-BY-STATE SPENDING

LYNDON LAROUCHE



PAUL SIMON

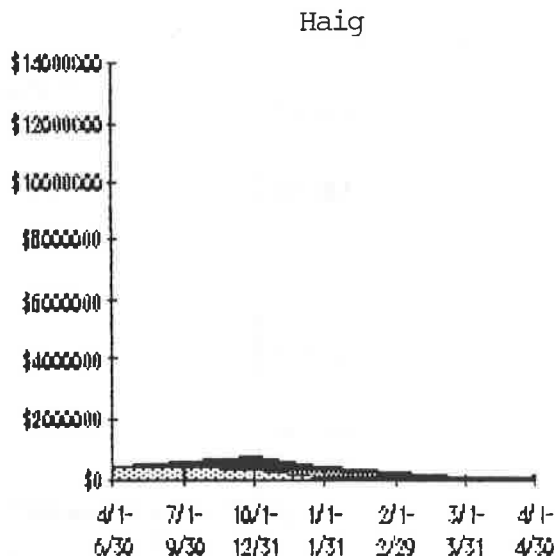
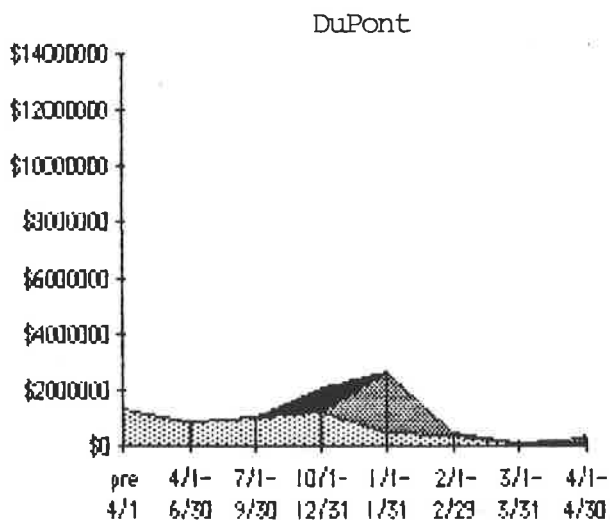
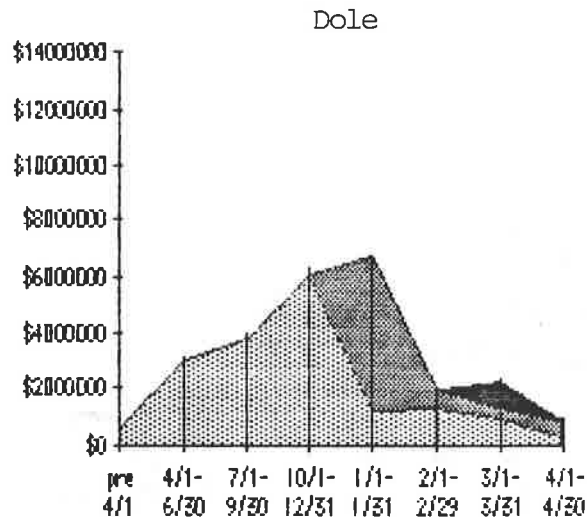
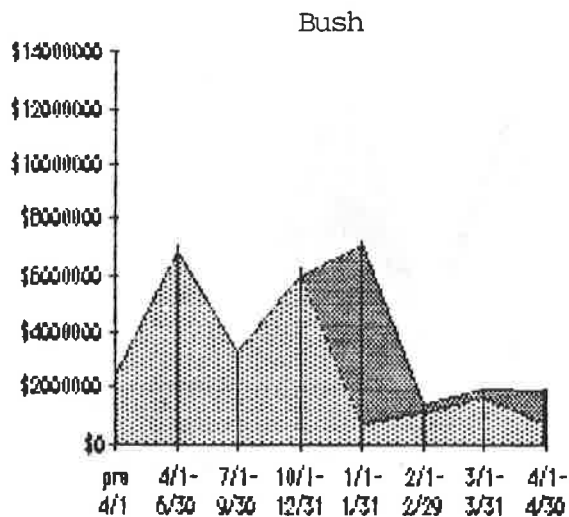


LENORA FULANI



EXPENDUM	SPENDING RANGE
[White box]	0 - \$1,000
[Vertical lines]	\$1,000-10,000
[Horizontal lines]	\$10,000-50,000
[Diagonal lines (top-left to bottom-right)]	\$50,000-100,000
[Diagonal lines (bottom-left to top-right)]	\$100,000-250,000
[Cross-hatch]	\$250,000-500,000
[Dark gray]	\$500K-1,000,000
[Black]	\$1,000,000 +

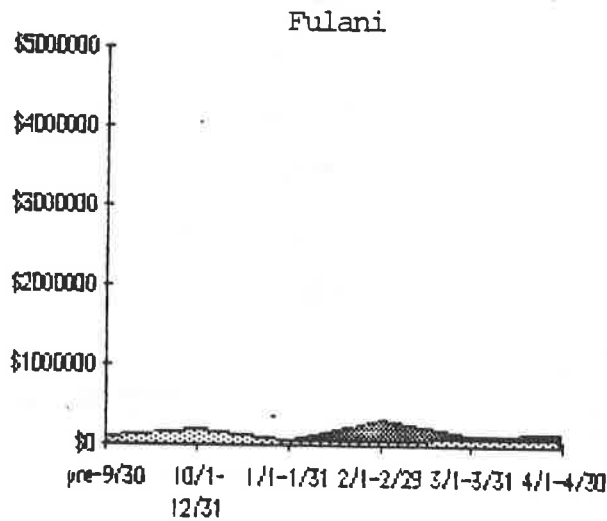
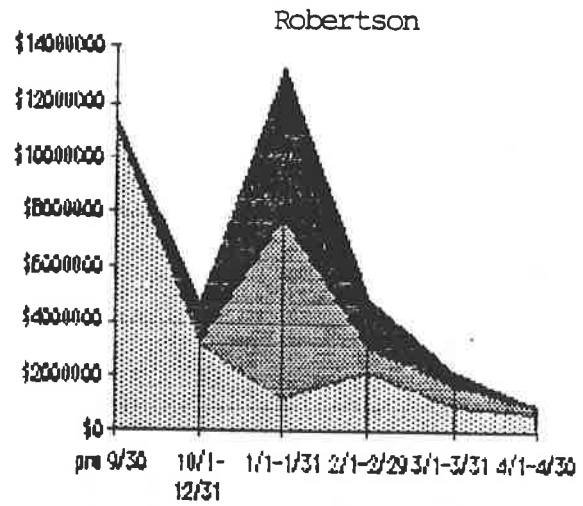
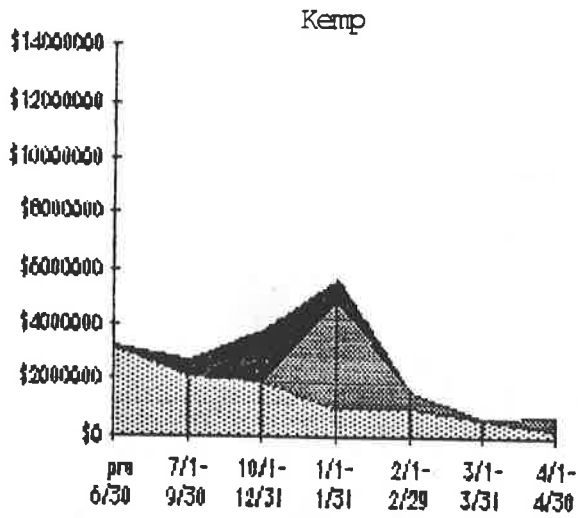
RECEIPTS OF PRESIDENTIAL CAMPAIGNS BY SOURCE FOR EACH REPORTING PERIOD
 THROUGH APRIL 30, 1988
 REPUBLICANS



Legend

- Other Committees
- Loans
- Matching Funds
- Individuals

RECEIPTS OF PRESIDENTIAL CAMPAIGNS BY SOURCE FOR EACH REPORTING PERIOD
 THROUGH APRIL 30, 1988
 REPUBLICANS AND MINOR PARTY

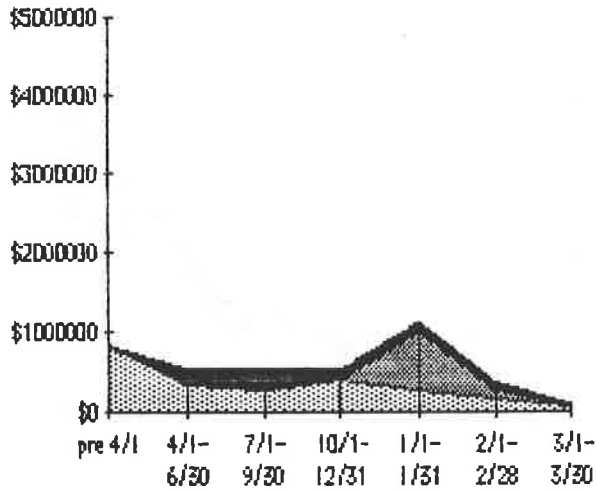


Legend

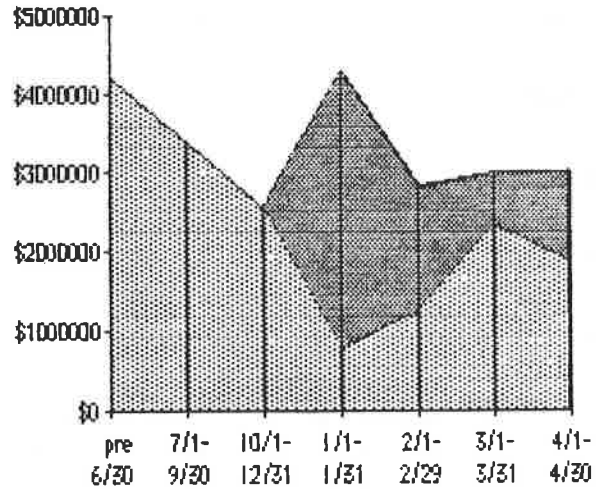
- Other Committees
- Loans
- Matching Funds
- Individuals

RECEIPTS OF PRESIDENTIAL CAMPAIGNS BY SOURCE FOR EACH REPORTING PERIOD
 THROUGH APRIL 30, 1988
 DEMOCRATS

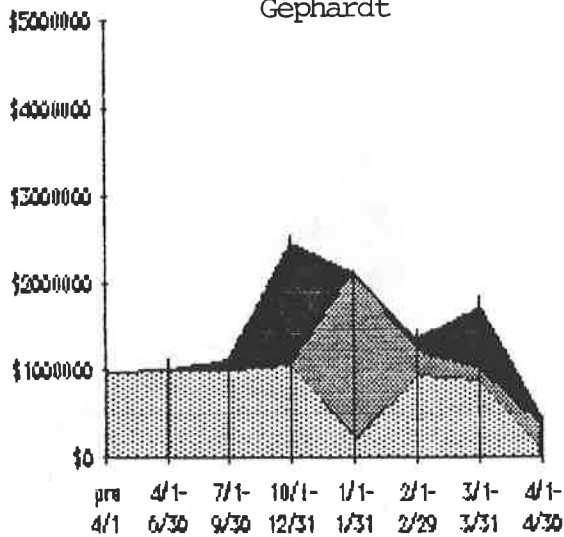
Babbitt



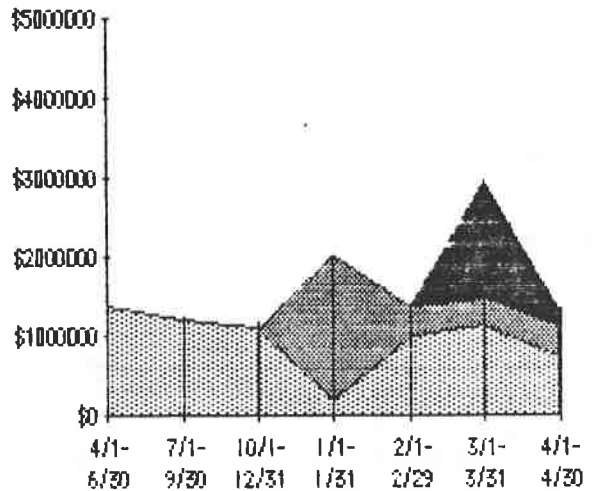
Dukakis







Gephardt



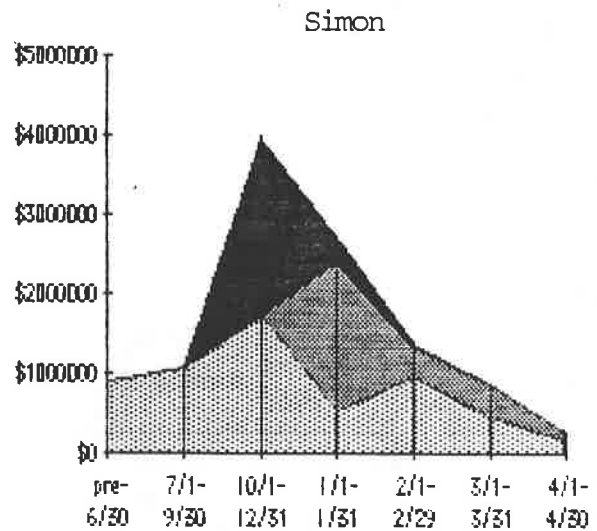
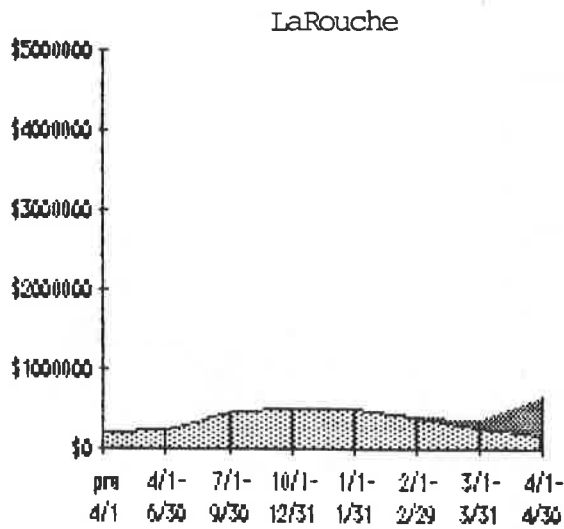
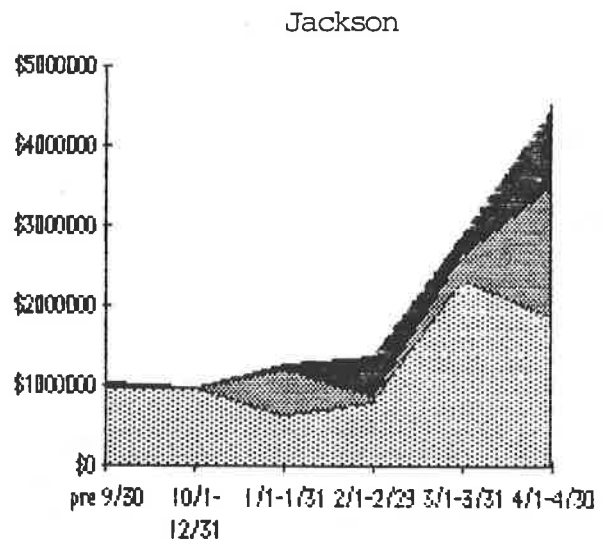
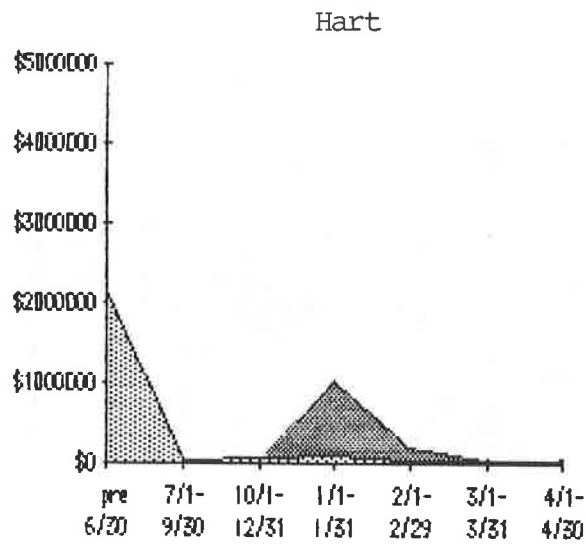
Gore







Legend

-  Other Committees
-  Loans
-  Matching Funds
-  Individuals

RECEIPTS OF PRESIDENTIAL CAMPAIGNS BY SOURCE FOR EACH REPORTING PERIOD
 THROUGH APRIL 30, 1988
 DEMOCRATS



Legend

-  Other Committees
-  Loans
-  Matching Funds
-  Individuals