

FEDERAL ELECTION COMMISSION



Press Office
 999 E Street, N.W., Washington, D.C. 20463
 Phone: Local 376-3155 Toll Free 800-424-9530

FOR RELEASE: THURSDAY
 MAY 21, 1987

CONTACT: FRED EILAND
 SHARON SNYDER
 KAREN FINUCAN

FEC RELEASES FIRST COMPLETE PAC FIGURES FOR 1985-86

WASHINGTON — The first comprehensive look at PAC activity during the 1985-86 election cycle shows continued increases in direct contributions to federal candidates. Federal Election Commission figures released today indicate that PAC contributions to candidates in the '86 elections rose 26% compared to the amount given to candidates seeking Congressional seats in '84. That is the same percentage increase as occurred between 1982 and 1984. Listed below are PAC contributions for five election cycles:

<u>PAC CONTRIBUTIONS</u>	<u>1985-86</u>	<u>1983-84</u>	<u>1981-82</u>	<u>1979-80</u>	<u>1977-78</u>
All Federal Candidates	\$ 139.5	\$ 113.0	\$ 87.6	\$ 60.2	\$ 35.2
Senate & House Candidates	\$ 132.2	\$ 105.3	\$ 83.6	\$ 55.2	\$ 34.1

(figures in millions of dollars)

There were several interesting shifts in PAC contributions for the '86 elections. A larger share of the money was given to Senate races than in past cycles. Also, appreciable increases can be seen for all House Democrats except incumbents. Republican challengers in the House received far less money than in past cycles, while House and Senate incumbents of both parties continued to receive the bulk of PAC contributions.

The FEC reviewed 4,568 PAC's which were active during the 1985-86 season. By the end of 1986, only 4,157 PAC's remained in existence, and only 3,152, or 69%, actually contributed to federal candidates.

PAC's began 1985 with \$55 million cash-on-hand. They raised an additional \$353 million and spent a total of \$338 million. As noted above, contributions accounted for \$139.5 million of that spending, while another \$9.5 million was spent independently promoting the election or defeat of various candidates. General financial activity for five election cycles follows:

	<u>1985-86</u>	<u>1983-84</u>	<u>1981-82</u>	<u>1979-80</u>	<u>1977-78</u>
Receipts	\$ 352.9	\$ 288.7	\$ 199.5	\$ 137.7	\$ 80.0
Disbursements	\$ 338.3	\$ 266.8	\$ 190.2	\$ 131.2	\$ 77.4

(figures in millions of dollars)

Details of contributions made to candidates and independent spending may be found on the tables and graphs attached to this release. The fifty largest PAC's are also listed. The FEC Reports on Financial Activity, 1985-86: Party and Non-Party Political Committees, Final Report will be published in the Fall of 1987.

-more-

88080203450

8 8 0 8 0 2 0 3 4 5 1

SUMMARY OF 1985-86 PAC FINANCIAL ACTIVITY

COMMITTEE TYPE	No.	Total Receipts	Disbursements	Total Cash on Hand	Debits owed to	Debits owed by
Corporate	1902	\$92,400,730	\$79,639,100	\$20,302,866	\$229,976	\$263,243
Labor	418	\$66,349,170	\$59,264,821	\$19,835,600	\$36,456	\$122,135
Non-Connected	1251	\$115,640,140	\$115,602,433	\$10,436,699	\$1,663,759	\$8,904,893
Trade/Member/Health	783	\$76,071,468	\$73,533,973	\$13,682,602	\$61,911	\$591,187
Cooperative	57	\$4,924,010	\$4,757,081	\$1,799,678	\$0	\$111,937
Corp. without Slack	157	\$7,492,059	\$6,500,220	\$2,294,028	\$11,768	\$161,016
Total	4568	\$352,917,587	\$338,297,628	\$68,351,493	\$2,003,870	\$10,154,111

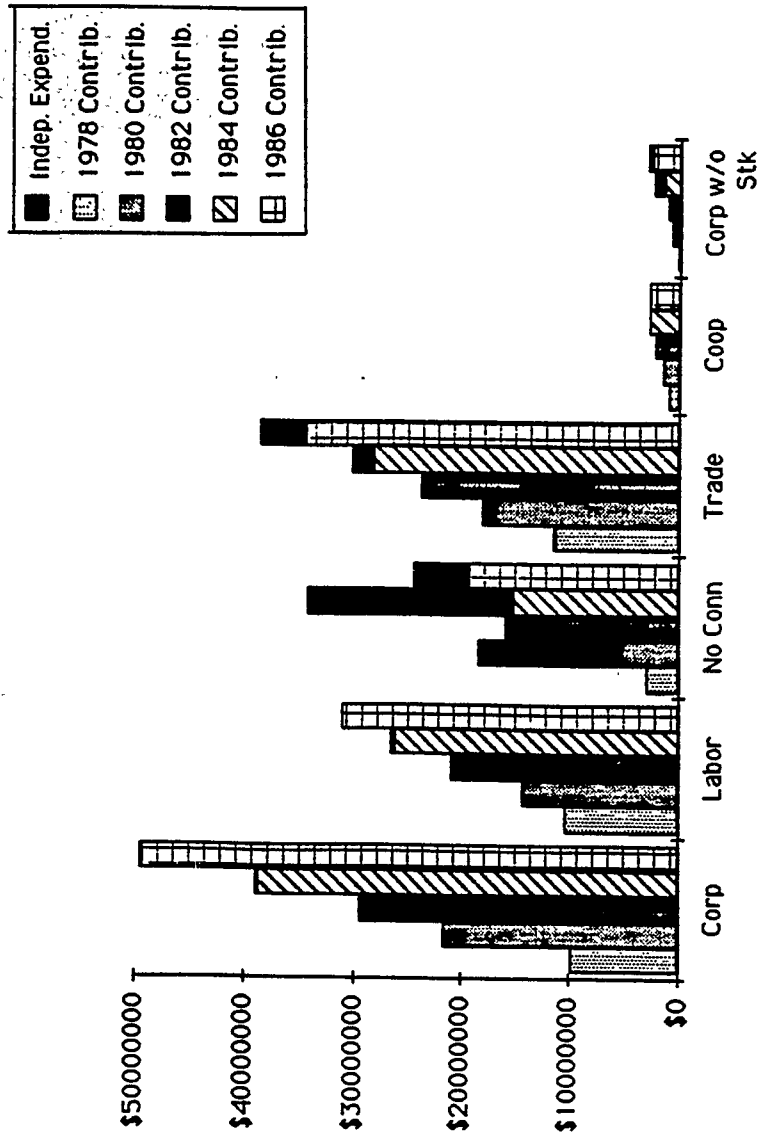
- The number of committees included in the top chart are the number of committees reviewed by the PAC for this study. In the bottom chart, the number of committees includes only those which actually made contributions to federal candidates.
- Receipts and Disbursements have not been adjusted for monies transferred between affiliated committees. For this reason, they are somewhat inflated.
- Cash-on-hand is as of December 31, 1986, unless committee caused reporting earlier in the election cycle or has not yet filed all reports.
- In the bottom chart, there are two figures given for each category. The first represents the total amount contributed to all federal candidates, regardless of whether or not they sought election in 1985-86. The figure in parentheses is the amount contributed to candidates involved in elections in 1985-86.
- Open Seat races are those in which the incumbent never sought re-election.

DETAILS OF CONTRIBUTIONS TO CANDIDATES
1985 - 1986

COMMITTEE TYPE	Number of Committees	Total Contributions to Candidates	By Office			By Candidate Status			By Party		Other
			Presidential	Senate	House	Incumbent	Challenger	Open Seat	Democrat	Republican	
Corporate	1576	\$49,381,959 (\$45,926,975)	\$17,562	\$21,626,771 (\$19,119,406)	\$27,237,626 (\$26,807,569)	\$37,680,343 (\$34,477,165)	\$3,900,260 (\$3,653,533)	\$7,601,356 (\$7,796,257)	\$19,197,745 (\$17,590,743)	\$30,178,564 (\$28,335,482)	\$5,650 (\$750)
Labor	259	\$31,004,373 (\$29,843,517)	\$26,565	\$7,882,218 (\$7,214,361)	\$23,095,590 (\$22,629,156)	\$17,865,003 (\$16,885,180)	\$7,622,796 (\$7,447,013)	\$5,516,574 (\$5,311,324)	\$28,666,556 (\$27,684,754)	\$2,333,517 (\$2,177,713)	\$4,300 (\$1,050)
Non-Connected Org.	566	\$19,389,787 (\$18,710,423)	\$12,489	\$8,088,571 (\$7,824,816)	\$11,288,737 (\$11,085,807)	\$9,806,142 (\$9,210,199)	\$4,871,277 (\$4,788,322)	\$4,712,378 (\$4,711,562)	\$11,204,969 (\$10,806,610)	\$8,168,735 (\$7,899,498)	\$16,093 (\$4,315)
Trade/Member/Health	586	\$34,417,897 (\$32,793,275)	\$15,395	\$10,446,608 (\$9,454,492)	\$23,955,594 (\$23,364,783)	\$26,523,465 (\$25,006,224)	\$2,971,597 (\$2,870,216)	\$4,922,835 (\$4,922,835)	\$16,802,456 (\$15,949,594)	\$17,613,691 (\$16,849,681)	\$1,750 \$0
Cooperative	51	\$2,678,784 (\$2,534,740)	\$0	\$742,274 (\$636,630)	\$1,936,510 (\$1,898,110)	\$2,237,960 (\$2,098,416)	\$196,435 (\$191,935)	\$244,389 (\$244,389)	\$1,516,373 (\$1,446,973)	\$1,162,411 (\$1,087,767)	\$0 \$0
Corp. w/o Slack	114	\$2,592,892 (\$2,364,691)	\$1,750	\$1,135,830 (\$971,095)	\$1,455,312 (\$1,393,586)	\$1,994,120 (\$1,774,808)	\$271,231 (\$262,832)	\$327,541 (\$327,041)	\$1,313,062 (\$1,174,563)	\$1,279,580 (\$1,189,876)	\$250 (\$250)
Total	3152	\$139,465,702 (\$132,179,611)	\$73,761	\$49,922,272 (\$45,000,600)	\$89,469,649 (\$87,179,011)	\$96,107,033 (\$89,451,992)	\$19,833,596 (\$19,213,871)	\$23,625,073 (\$23,513,740)	\$78,701,161 (\$74,633,277)	\$60,736,498 (\$58,540,019)	\$28,043 (\$6,365)

8 8 0 8 0 2 0 3 4 5 2

Political Action Committees: Support of Federal Candidates

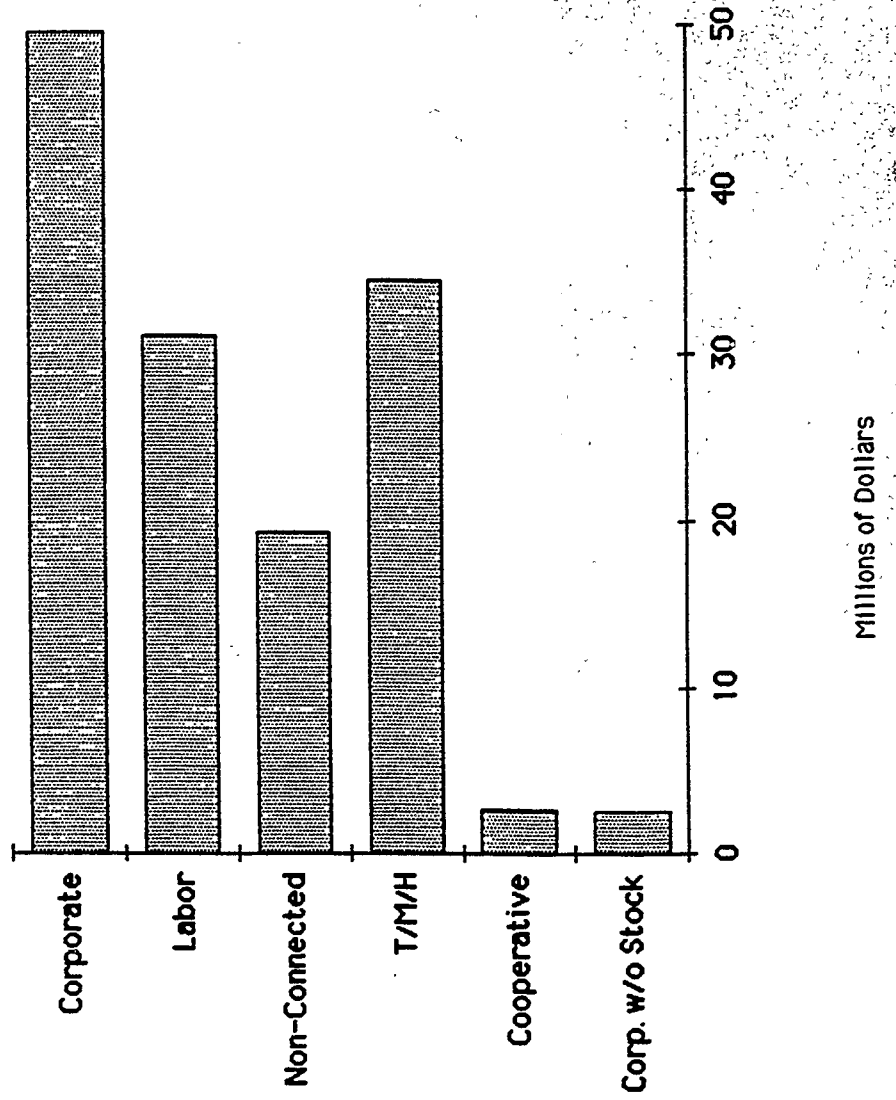


This bar graph illustrates PAC contributions given to all federal candidates in various 2-year election cycles. It corresponds to the overall figures listed in the tables in this release, showing contributions to all candidates, regardless of whether or not they sought election during that cycle. It also includes all independent expenditures made by PAC's during the election cycles noted.

By Election Cycle, 1978-1986

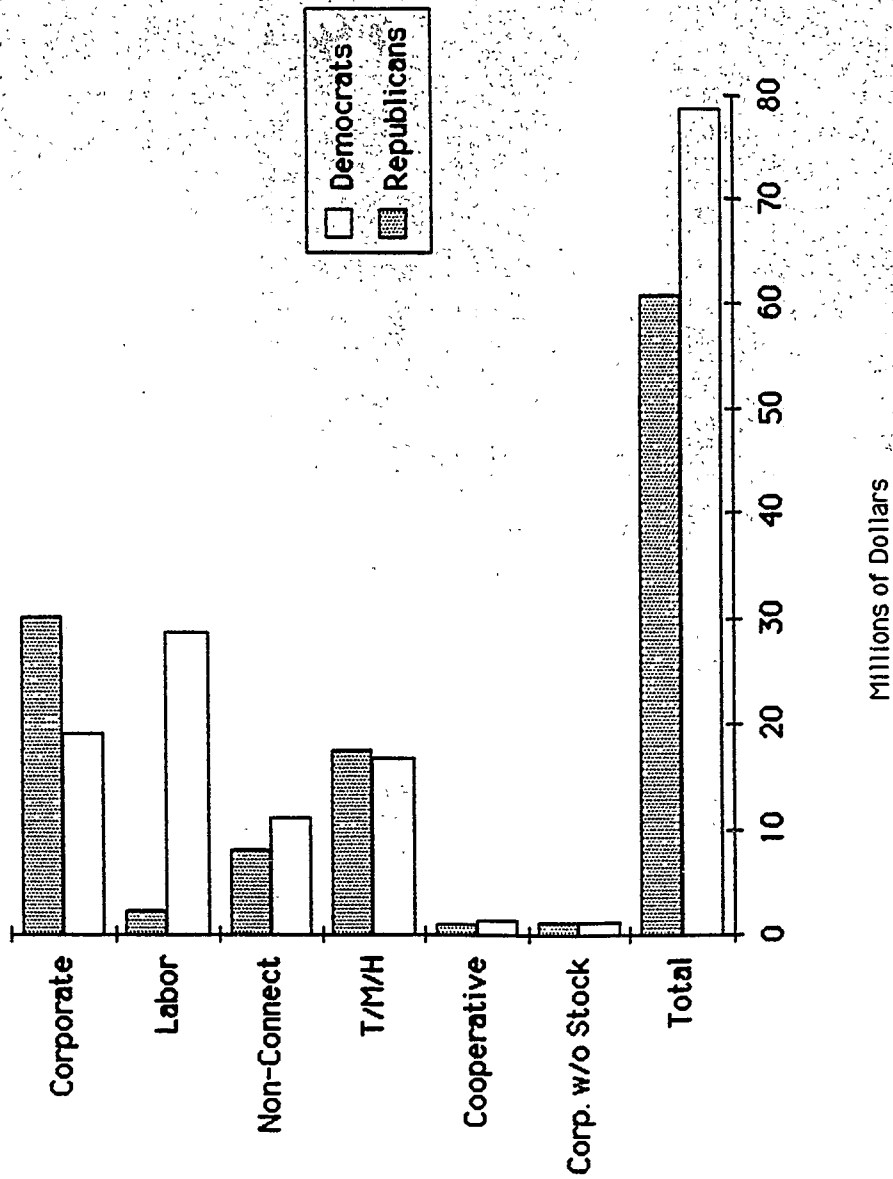
8 8 0 8 0 2 0 3 4 5 3

Non-Party Political Committee Contributions to Candidates



8 8 0 8 0 2 0 3 4 5 4

Non-Party Political Committee Contributions to Candidates by Party



PAC CONTRIBUTIONS
1985 - 1986

	Corporate	Labor	Non Connected	Trade/Mem/ Health	Cooperative	Corp. w/e Stock	Total
Senate (all)	\$21,626,771	\$7,882,218	\$8,088,571	\$10,446,608	\$742,274	\$1,135,830	\$49,922,272
1986 cand.	(\$19,119,406)	(\$7,214,361)	(\$7,624,616)	(\$9,434,492)	(\$636,630)	(\$971,095)	(\$45,000,600)
Democrat	\$5,866,510	\$7,181,269	\$4,450,857	\$4,236,215	\$368,060	\$466,935	\$22,569,846
	(\$4,765,666)	(\$6,623,387)	(\$4,194,517)	(\$3,727,756)	(\$320,510)	(\$370,000)	(\$20,001,836)
Incumbent	\$3,544,761	\$2,145,237	\$1,394,246	\$2,234,803	\$190,025	\$253,045	\$9,762,117
	(\$2,471,980)	(\$1,622,056)	(\$1,146,856)	(\$1,732,517)	(\$146,725)	(\$157,310)	(\$7,277,444)
Challenger	\$1,445,813	\$3,162,855	\$1,882,620	\$1,256,429	\$132,285	\$147,603	\$8,027,605
	(\$1,417,750)	(\$3,128,154)	(\$1,873,670)	(\$1,250,556)	(\$128,035)	(\$146,403)	(\$7,944,268)
Open Seat	\$875,936	\$1,873,177	\$1,173,991	\$744,983	\$45,750	\$66,287	\$4,780,124
	(\$875,936)	(\$1,873,177)	(\$1,173,991)	(\$744,983)	(\$45,750)	(\$66,287)	(\$4,780,124)
Republican	\$15,760,111	\$698,949	\$3,635,971	\$6,210,393	\$374,214	\$668,645	\$27,348,283
	(\$14,353,490)	(\$590,974)	(\$3,428,884)	(\$5,706,736)	(\$316,120)	(\$600,845)	(\$24,997,049)
Incumbent	\$10,516,759	\$641,399	\$2,150,999	\$4,458,429	\$308,764	\$520,880	\$18,597,230
	(\$9,178,167)	(\$542,174)	(\$1,959,821)	(\$3,962,095)	(\$250,670)	(\$454,030)	(\$16,346,957)
Challenger	\$1,291,820	\$9,250	\$550,842	\$368,265	\$16,150	\$42,214	\$2,278,541
	(\$1,223,791)	(\$500)	(\$534,933)	(\$360,942)	(\$16,150)	(\$41,264)	(\$2,177,580)
Open Seat	\$3,951,532	\$48,300	\$934,130	\$1,383,699	\$49,300	\$105,551	\$6,472,512
	(\$3,951,532)	(\$48,300)	(\$934,130)	(\$1,383,699)	(\$49,300)	(\$105,551)	(\$6,472,512)
Other	\$150	\$2,000	\$1,743	\$0	\$0	\$250	\$4,143
	(\$250)	\$0	(\$1,215)	\$0	\$0	(\$250)	(\$1,715)
House (all)	\$27,737,626	\$23,095,590	\$11,288,737	\$23,955,894	\$1,936,510	\$1,455,312	\$89,469,669
1986 cand.	(\$26,807,569)	(\$22,629,156)	(\$11,085,807)	(\$23,364,783)	(\$1,898,110)	(\$1,393,586)	(\$87,179,011)
Democrat	\$13,311,941	\$21,460,722	\$6,746,623	\$12,549,846	\$1,148,313	\$844,377	\$56,061,822
	(\$12,825,077)	(\$21,041,367)	(\$6,612,093)	(\$12,221,838)	(\$1,126,463)	(\$804,553)	(\$54,631,391)
Incumbent	\$12,163,347	\$13,566,838	\$3,851,369	\$10,804,899	\$1,056,615	\$757,340	\$42,180,406
	(\$11,727,013)	(\$13,239,721)	(\$3,743,730)	(\$10,515,900)	(\$1,014,813)	(\$721,465)	(\$40,962,642)
Challenger	\$314,706	\$4,391,297	\$1,455,826	\$651,752	\$23,200	\$28,295	\$6,865,076
	(\$264,176)	(\$4,299,059)	(\$1,428,935)	(\$612,743)	(\$23,150)	(\$24,346)	(\$6,652,409)
Open Seat	\$833,888	\$3,502,587	\$1,439,428	\$1,093,195	\$88,500	\$58,742	\$7,016,340
	(\$833,888)	(\$3,502,587)	(\$1,439,428)	(\$1,093,195)	(\$88,500)	(\$58,742)	(\$7,016,340)

*Figures in parentheses are contributions made to candidates involved in 1985-86 elections.

*Open Seat races are those in which the incumbent never sought re-election.

88080203455

PAC CONTRIBUTIONS
1985 - 1986

	Corporate	Labor	Non Connected	Trade/Mem/ Health	Cooperative	Corp. w/e Stock	Total
<u>House</u>							
<u>Republican</u>	\$14,420,935 (\$13,981,992)	\$1,632,568 (\$1,586,739)	\$4,537,764 (\$4,470,614)	\$11,404,298 (\$11,142,945)	\$788,197 (\$771,647)	\$610,935 (\$589,033)	\$33,394,697 (\$32,542,970)
<u>Incumbent</u>	\$11,461,958 (\$11,100,005)	\$1,509,529 (\$1,481,229)	\$2,414,528 (\$2,359,792)	\$9,026,334 (\$8,795,712)	\$702,558 (\$686,208)	\$462,855 (\$442,003)	\$25,577,762 (\$24,864,949)
<u>Challenger</u>	\$824,076 (\$747,086)	\$36,029 (\$18,500)	\$959,883 (\$947,469)	\$677,006 (\$646,275)	\$24,800 (\$24,600)	\$51,619 (\$50,569)	\$2,573,413 (\$2,434,499)
<u>Open Seat</u>	\$2,134,901 (\$2,134,901)	\$87,010 (\$87,010)	\$1,163,353 (\$1,163,353)	\$1,700,958 (\$1,700,958)	\$60,839 (\$60,839)	\$96,461 (\$96,461)	\$5,243,522 (\$5,243,522)
<u>Other</u>	\$4,750 (\$500)	\$2,300 (\$1,050)	\$4,350 (\$3,100)	\$1,750 \$0	\$0 \$0	\$0 \$0	\$13,150 (\$4,650)
<u>Summary</u>							
<u>Incumbent</u>	\$37,686,825 (\$34,477,165)	\$17,863,003 (\$16,885,180)	\$9,811,142 (\$9,210,199)	\$26,524,465 (\$25,006,224)	\$2,237,960 (\$2,098,416)	\$1,994,120 (\$1,774,808)	\$96,117,515 (\$89,451,992)
<u>Challenger</u>	\$3,881,315 (\$3,653,553)	\$7,603,481 (\$7,447,013)	\$4,854,264 (\$4,788,322)	\$2,955,202 (\$2,870,216)	\$196,435 (\$191,935)	\$269,981 (\$262,832)	\$19,760,678 (\$19,213,871)
<u>Open Seat</u>	\$7,796,257 (\$7,796,257)	\$5,511,324 (\$5,511,324)	\$4,711,902 (\$4,711,902)	\$4,922,835 (\$4,922,835)	\$244,389 (\$244,389)	\$327,041 (\$327,041)	\$23,513,748 (\$23,513,748)
<u>Democrat</u>	\$19,178,451 (\$17,590,743)	\$28,641,991 (\$27,664,754)	\$11,197,480 (\$10,806,610)	\$16,786,061 (\$15,949,594)	\$1,516,373 (\$1,446,973)	\$1,311,312 (\$1,174,553)	\$78,631,668 (\$74,633,227)
<u>Republican</u>	\$30,181,046 (\$28,335,482)	\$2,331,517 (\$2,177,713)	\$8,173,735 (\$7,899,498)	\$17,614,691 (\$16,849,681)	\$1,162,411 (\$1,087,767)	\$1,279,580 (\$1,189,878)	\$60,742,980 (\$57,540,019)
<u>Other</u>	\$4,900 (\$750)	\$4,300 (\$1,050)	\$6,093 (\$4,315)	\$1,750 \$0	\$0 \$0	\$250 (\$250)	\$17,293 (\$6,365)
<u>Total</u>	\$49,364,397 (\$45,926,975)	\$30,977,808 (\$29,843,517)	\$19,377,308 (\$18,710,423)	\$34,402,502 (\$32,799,275)	\$2,678,784 (\$2,534,740)	\$2,591,142 (\$2,364,681)	\$139,391,941 (\$132,179,611)

*Figures in parentheses are contributions made to candidates involved in 1985-86 elections.

*Open Seat races are those in which the incumbent never sought re-election.

88080203456

8 8 0 8 0 2 0 3 4 5 7

PAC INDEPENDENT EXPENDITURES - 1985-86

	Independent Expenditures		Against Amount	Total
	# Comm.	For Amount		
Corporation	6	\$14,779	\$0	\$14,779
Labor Organization	9	\$36,578	\$1,250	\$37,828
Not Connected Org.	57	\$3,985,417	\$1,081,250	\$5,066,667
Trade/Member/Health	9	\$3,992,255	\$65,529	\$4,057,784
Cooperative	0	\$0	\$0	\$0
Corp. w/o Stock	8	\$189,809	\$142,264	\$332,073
Total	89	\$8,218,838	\$1,290,293	\$9,509,131

+

SUMMARY OF PAC INDEPENDENT EXPENDITURE ACTIVITY
BY CANDIDATE TYPE

	For	Against	Total
Presidential	\$ 794,947	\$ 45,341	\$ 840,288
Senate	\$ 3,760,988	\$ 895,674	\$ 4,656,662
House	\$ 3,662,903	\$ 349,278	\$ 4,012,181
Total	\$ 8,218,838	\$ 1,290,293	\$ 9,509,131

ALL PAC'S
TOP 50 MONEY RAISERS

1.	*National Congressional Club.....	\$15,364,881
2.	Fund for America's Future, Inc.....	\$ 9,373,056
3.	National Conservative Political Action Committee (NCPAC)...	\$ 9,319,550
4.	National Committee to Preserve Social Security PAC.....	\$ 6,201,412
5.	Realtors Political Action Committee.....	\$ 5,680,419
6.	American Medical Association PAC (AMPAC).....	\$ 4,961,408
7.	NRA Political Victory Fund.....	\$ 4,692,544
8.	Democratic Republican Independent Voter Education Committee (D.R.I.V.E.) (Teamsters).....	\$ 4,389,458
9.	League of Conservation Voters.....	\$ 3,776,005
10.	Campaign America.....	\$ 3,347,312
11.	Campaign for Prosperity.....	\$ 3,229,716
12.	National Education Association PAC (NEA).....	\$ 3,196,697
13.	Auto Dealers for Free Trade PAC.....	\$ 3,151,143
14.	UAW-V-CAP (United Auto Workers).....	\$ 3,054,003
15.	Voter Guide.....	\$ 3,042,848
16.	Association of Trial Lawyers PAC (ATLA).....	\$ 2,970,762
17.	Fund for a Democratic Majority.....	\$ 2,723,726
18.	Fund for a Conservative Majority.....	\$ 2,717,612
19.	National Committee for an Effective Congress (NCEC).....	\$ 2,643,214
20.	Citizens for the Republic.....	\$ 2,386,232
21.	National PAC.....	\$ 2,226,415
22.	Committee on Letter Carriers Political Education.....	\$ 2,070,897
23.	Machinists Non-Partisan Political League.....	\$ 2,053,075
24.	American Federation of State, County & Municipal Employees P.E.O.P.L.E. (AFSOME).....	\$ 2,036,705
25.	Transportation Pol. Education League (United Trans. Union)...	\$ 1,979,153
26.	CWA-COPE Pol. Contributions Cmte (Communications Workers)...	\$ 1,890,632
27.	National Association of Life Underwriters PAC.....	\$ 1,846,177
28.	American Telephone & Telegraph Co., Inc. PAC (AT&T PAC)....	\$ 1,820,939
29.	National Right to Life PAC.....	\$ 1,775,060
30.	Marine Engineers' Beneficial Assn Pol. Action Fund (MEBA)...	\$ 1,771,013
31.	Nat'l Assn of Retired Federal Employees PAC (NARFE-PAC)....	\$ 1,719,319
32.	Int'l Brotherhood of Electrical Workers COPE.....	\$ 1,714,735
33.	Build PAC of the National Association of Home Builders.....	\$ 1,693,353
34.	Active Ballot Club, A Dept. of United Food & Commercial Workers Int'l Union.....	\$ 1,667,483
35.	Committee for Thorough Agricultural Political Education of Associated Milk Producers, Inc. (C-TAPE).....	\$ 1,569,968
36.	Dealers Election Action Committee of the National Automobile Dealers Association (NADA).....	\$ 1,554,413
37.	Republican Majority Fund.....	\$ 1,548,606
38.	Int'l Longshoremans' Assn AFL-CIO COPE (ILA-COPE).....	\$ 1,485,897
39.	Human Rights Campaign Fund.....	\$ 1,483,301
40.	Sheet Metal Workers Int'l Assn Pol. Action League (PAL)....	\$ 1,433,410
41.	Texas Medical Association PAC - TEXPAC.....	\$ 1,423,659
42.	American Federation of Teachers COPE.....	\$ 1,406,619
43.	Council for a Livable World.....	\$ 1,368,504
44.	Seafarers Political Activity Donation (SPAD).....	\$ 1,367,586
45.	Carpenters' Legislative Improvement Committee.....	\$ 1,364,155
46.	Air Line Pilots Association PAC (ALPA PAC).....	\$ 1,288,745
47.	RUFF PAC.....	\$ 1,268,295
48.	AFL-CIO COPE Political Contributions Committee.....	\$ 1,262,965
49.	American Bankers Association BANKPAC.....	\$ 1,244,202
50.	Council for National Defense Inc.....	\$ 1,233,644

-9-

(Figures for this PAC include approximately \$7 million raised by JMI, required to be reported pursuant to a Consent Decree issued by the U.S. District Court for the Eastern District of North Carolina - May 1986, as well as joint fundraising activity on behalf of Senator Jesse Helms.)

88080203458

ALL PAC'S
TOP 50 SPENDERS

1.	*National Congressional Club.....	\$15,841,407
2.	National Conservative Political Action Committee (NCPAC)....	\$ 9,349,810
3.	Fund for America's Future, Inc.....	\$ 9,202,479
4.	National Committee to Preserve Social Security PAC.....	\$ 6,190,561
5.	Realtors Political Action Committee.....	\$ 6,010,744
6.	American Medical Association PAC (AMPAC).....	\$ 5,406,582
7.	NRA Political Victory Fund.....	\$ 4,763,529
8.	League of Conservation Voters.....	\$ 3,781,361
9.	Campaign America.....	\$ 3,249,571
10.	Campaign for Prosperity.....	\$ 3,247,810
11.	Fund for a Democratic Majority.....	\$ 3,118,840
12.	Democratic Republican Independent Voter Education Committee (D.R.I.V.E.) (Teamsters).....	\$ 3,055,468
13.	Auto Dealers for Free Trade PAC.....	\$ 2,986,398
14.	Voter Guide.....	\$ 2,910,933
15.	Association of Trial Lawyers PAC (ATLA).....	\$ 2,772,698
16.	Fund for a Conservative Majority.....	\$ 2,728,143
17.	National Education Association PAC (NEA).....	\$ 2,532,193
18.	National Committee for an Effective Congress (NCEC).....	\$ 2,497,965
19.	UAW-V-CAP (United Auto Workers).....	\$ 2,397,490
20.	Citizens for the Republic.....	\$ 2,355,862
21.	Republican Majority Fund.....	\$ 2,244,275
22.	National PAC.....	\$ 2,224,871
23.	CWA-COPE Pol. Contributions Cmte. (Communications Workers).....	\$ 1,964,920
24.	Committee on Letter Carriers Political Education.....	\$ 1,941,808
25.	Transportation Pol. Education League (United Trans. Union).....	\$ 1,940,343
26.	Machinists Non-Partisan Political League.....	\$ 1,892,727
27.	National Association of Life Underwriters PAC.....	\$ 1,872,034
28.	Nat'l Assn of Retired Federal Employees PAC (NARFE-PAC).....	\$ 1,780,933
29.	Active Ballot Club, A Dept. of United Food & Commercial Workers Int'l Union.....	\$ 1,713,495
30.	American Federation of State, County & Municipal Employees P.E.O.P.L.E. (AFSCME).....	\$ 1,710,658
31.	Build PAC of the National Association of Home Builders.....	\$ 1,665,742
32.	National Right to Life PAC.....	\$ 1,655,325
33.	Int'l Brotherhood of Electrical Workers COPE.....	\$ 1,620,277
34.	Committee for Thorough Agricultural Political Education of Associated Milk Producers, Inc. (C-TAPE).....	\$ 1,610,734
35.	Seafarers Political Activity Donation (SPAD).....	\$ 1,516,118
36.	Texas Medical Association PAC - TEXPAC.....	\$ 1,513,596
37.	Ruff PAC.....	\$ 1,426,550
38.	Dealers Election Action Committee of the National Automobile Dealers Association (NADA).....	\$ 1,378,278
39.	Council for a Livable World.....	\$ 1,344,391
40.	Human Rights Campaign Fund.....	\$ 1,324,672
41.	Sheet Metal Workers Int'l Assn Pol. Action League (PAL).....	\$ 1,292,747
42.	Council for National Defense Inc.....	\$ 1,265,050
43.	Carpenters' Legislative Improvement Committee.....	\$ 1,187,490
44.	American Citizens for Political Action.....	\$ 1,138,281
45.	American Bankers Association BANKPAC.....	\$ 1,121,457
46.	AFL-CIO COPE Political Contributions Committee.....	\$ 1,104,090
47.	American Federation of Teachers COPE.....	\$ 1,088,013
48.	United Steelworkers of America Political Action Fund.....	\$ 1,084,162
49.	Women's Campaign Fund Inc.....	\$ 1,081,333
50.	Air Line Pilots Association PAC (ALPA PAC).....	\$ 1,080,369

AT&T PAC
1,744,766

88080203459

-10-

(*Figures for this PAC include approximately \$7 million spent by JMI, required to be reported pursuant to a Consent Decree issued by the U.S. District Court for the Eastern District of North Carolina - May 1986, as well as joint fundraising activity on behalf of Senator Jesse Helms.)

ALL PAC'S
TOP 50 CONTRIBUTORS TO FEDERAL CANDIDATES

1.	Realtors Political Action Committee.....	\$2,782,338
2.	American Medical Association PAC (AMPAC).....	\$2,107,492
3.	National Education Association PAC (NEA).....	\$2,055,133
4.	UAW-V-CAP (United Auto Workers).....	\$1,621,055
5.	Nat'l Assn of Retired Federal Employees PAC (NARFE-PAC).....	\$1,491,895
6.	Committee on Letter Carriers Political Education.....	\$1,490,875
7.	Democratic Republican Independent Voter Education Committee (D.R.I.V.E.) (Teamsters).....	\$1,457,196
8.	Build PAC of the National Association of Home Builders.....	\$1,424,240
9.	Association of Trial Lawyers PAC (ATLA).....	\$1,404,000
10.	Machinists Non-Partisan Political League.....	\$1,364,550
11.	Seafarers Political Activity Donation (SPAD).....	\$1,187,106
12.	American Federation of State, County & Municipal Employees P.E.O.P.L.E. (AFSCME).....	\$1,122,075
13.	Active Ballot Club, A Dept. of United Food & Commercial Workers Int'l Union.....	\$1,116,879
14.	National Association of Life Underwriters PAC.....	\$1,087,859
15.	Dealers Election Action Committee of the National Automobile Dealers Association (NADA).....	\$1,059,650
16.	Auto Dealers for Free Trade PAC.....	\$1,016,699
17.	Int'l Brotherhood of Electrical Workers COPE.....	\$ 969,840
18.	Carpenters' Legislative Improvement Committee.....	\$ 947,836
19.	American Bankers Association BANKPAC.....	\$ 934,440
20.	National PAC.....	\$ 912,000
21.	NRA Political Victory Fund.....	\$ 909,549
22.	Committee for Thorough Agricultural Political Education of Associated Milk Producers, Inc. (C-TAPE).....	\$ 887,200
23.	Air Line Pilots Association PAC (ALPA PAC).....	\$ 876,000
24.	Transportation Pol. Education League (United Trans. Union)...	\$ 863,309
25.	AFL-CIO COPE Political Contributions Committee.....	\$ 840,006
26.	Engineers Political Education Committee (EPEC) (Int'l Union of Operating Engineers).....	\$ 823,300
27.	Fund for America's Future, Inc.....	\$ 809,917
28.	American Telephone & Telegraph Co., Inc. PAC (AT&T PAC).....	\$ 799,760
29.	Sheet Metal Workers Int'l Assn Pol. Action League (PAL).....	\$ 778,364
30.	CNA-COPE Pol. Contributions Cmte (Communications Workers)...	\$ 766,006
31.	American Dental PAC.....	\$ 761,675
32.	American Federation of Teachers COPE.....	\$ 745,874
33.	National Committee to Preserve Social Security PAC.....	\$ 736,135
34.	Political Fund Cmte. of the American Postal Workers Union...	\$ 723,395
35.	United Steelworkers of America Political Action Fund.....	\$ 705,755
36.	National Right to Life PAC.....	\$ 695,795
37.	National Committee for an Effective Congress (NCEC).....	\$ 694,782
38.	Marine Engineers' Beneficial Assn Pol. Action Fund (MEBA)...	\$ 602,650
39.	Valley Education Fund.....	\$ 567,000
40.	Philip Morris Political Action Committee (PHIL-PAC).....	\$ 559,505
41.	District 2 Marine Engineers Beneficial Assn/Associated Maritime Officers-AFL-CIO, PAF.....	\$ 555,831
42.	Citizens for the Republic.....	\$ 539,748
43.	Associated General Contractors PAC.....	\$ 529,414
44.	National Rural Letter Carriers' Association PAC.....	\$ 503,705
45.	Independent Insurance Agents of America Inc PAC (INSUREPAC)...	\$ 487,440
46.	UPSPAC.....	\$ 480,524
47.	Mid-America Dairymen Inc. Agricultural & Dairy Educational Political Trust - ADEPT.....	\$ 467,000
48.	Tenneco Employees Good Government Fund.....	\$ 447,250
49.	Responsible Citizens Political League - A Project of the Brotherhood of Railway & Airline Clerks.....	\$ 446,569
50.	Ironworkers Political Action League.....	\$ 434,653

952,000

88080203460

CORPORATE PAC'S
TOP 50 MONEY RAISERS

1.	American Telephone & Telegraph Co., Inc. PAC (AT&T PAC).....	\$1,820,939
2.	Philip Morris Political Action Committee (PHIL-PAC).....	\$ 668,453
3.	AMOCO PAC.....	\$ 647,594
4.	Bear, Stearns & Co. Political Campaign Committee.....	\$ 612,899
5.	UPSPAC.....	\$ 567,328
6.	Rockwell International Corp. Good Government Committee.....	\$ 549,240
7.	American Family PAC (AF-PAC).....	\$ 513,625
8.	Tenneco Employees Good Government Fund.....	\$ 511,425
9.	Civic Involvement Program/General Motors Corp.....	\$ 502,676
10.	General Dynamics Corp. Voluntary Pol. Contribution Plan.....	\$ 493,508
11.	Citicorp Voluntary Political Fund Federal.....	\$ 492,541
12.	Lockheed Employees PAC.....	\$ 489,366
13.	Non-Partisan Political Support Cate for GE Co. Employees....	\$ 484,456
14.	Drexel Burnham Lambert PAC (DBL-PAC).....	\$ 446,279
15.	Barnett People For Better Gov't.... (Barnett Banks of Fla.)..	\$ 417,733
16.	MBank Political Action Committee.....	\$ 412,855
17.	Northrop Employees PAC (NEPAC).....	\$ 395,399
18.	West's Management Inc. Employees' Better Gov't Fund (WMI PAC)	\$ 391,637
19.	Textron Inc. Political Action Committee.....	\$ 388,852
20.	Grumman Political Action Committee.....	\$ 384,757
21.	Allied-Signal PAC.....	\$ 384,530
22.	ARCO PAC, Atlantic Richfield Co.....	\$ 378,657
23.	Chrysler Corp. Political Support Committee.....	\$ 373,792
24.	Pacific Telesis Group Federal PAC.....	\$ 364,113
25.	Salomon Brothers Inc. PAC.....	\$ 363,500
26.	Harris Corporation Federal PAC.....	\$ 362,239
27.	FMC Corporation Good Government Program.....	\$ 361,567
28.	Sunbelt Good Gov't Committee of Winn-Dixie Stores, Inc.....	\$ 360,469
29.	Mobil Oil Corporation PAC.....	\$ 358,990
30.	Houston Industries PAC.....	\$ 358,086
31.	Federal Express Corp. PAC (FEFAC).....	\$ 353,007
32.	Central Bancshares of the South, Inc. PAC (Central BANC PAC)	\$ 348,420
33.	Pfizer PAC.....	\$ 337,871
34.	Travelers Corporation PAC (T-PAC).....	\$ 337,584
35.	E F Hutton Group PAC.....	\$ 336,170
36.	Boeing Political Action Committee.....	\$ 326,971
37.	Manufacturers Hanover Corp. Assn for Responsible Gov't.....	\$ 316,037
38.	Cigna Corporation Political Action Committee.....	\$ 301,690
39.	FEDEX PAC (J.C. Penney Co.).....	\$ 301,185
40.	Chevron Political Action Committee.....	\$ 301,161
41.	Union Pacific Fund for Effective Government.....	\$ 300,867
42.	Coca-Cola Co. Nonpartisan Committee for Good Gov't.....	\$ 290,693
43.	Archer Daniels Midland Company - ADM PAC.....	\$ 284,114
44.	RBC Fund (Republicbank Corporation).....	\$ 282,024
45.	Hughes Aircraft Company Active Citizenship Fund (aka Hughes Active Citizenship Fund).....	\$ 281,154
46.	Coastal Corp. Employee Action Fund.....	\$ 280,797
47.	Morgan Stanley Better Government Fund.....	\$ 280,734
48.	Sun Banks Inc Political Action Committee (Sun BankPac).....	\$ 279,668
49.	Marville Corporation Political Action Committee.....	\$ 278,245
50.	RJR Good Government Fund, R J Reynolds Industries Inc.....	\$ 277,752

8 8 0 8 0 2 0 3 4 6 I

CORPORATE PAC'S
TOP 50 SPENDERS

1.	American Telephone & Telegraph Co. Inc. PAC (AT&T PAC)	\$1,744,766
2.	Philip Morris Political Action Committee (PHIL-PAC)	754,949
3.	AMOCO PAC	625,758
4.	Bear, Stearns & Co. Political Campaign Committee	614,970
5.	Salomon Brothers Inc. PAC	576,775
6.	Rockwell International Corp. Good Government Committee	548,782
7.	Tenneco Employees Good Government Fund	542,570
8.	UPSPAC	522,514
9.	Lockheed Employees PAC	518,253
10.	General Dynamics Corp. Voluntary Pol. Contribution Plan	505,135
11.	American Family PAC (AF-PAC)	504,270
12.	Civic Involvement Program/General Motors Corp.	503,894
13.	Non-Partisan Political Support Cmte for GE Co. Employees	490,288
14.	Houston Industries PAC	468,697
15.	Citicorp Voluntary Political Fund Federal	455,853
16.	Federal Express Corp. PAC (FEPAC)	401,841
17.	Textron Inc. Political Action Committee	392,839
18.	Drexel Burnham Lambert PAC (DBL-PAC)	391,190
19.	Grumman Political Action Committee	377,343
20.	Central Bancshares of the South, Inc. PAC (Central BANC-PAC)	365,516
21.	Mobil Oil Corporation PAC	359,434
22.	Northrop Employees PAC (NEPAC)	358,415
23.	Pacific Telesis Group Federal PAC	353,939
24.	ARCO PAC, Atlantic Richfield Co.	352,139
25.	Travelers Corporation PAC (T-PAC)	349,190
26.	HFC Fund (Republicbank Corporation)	344,464
27.	Waste Management Inc. Employees' Better Gov't Fund (WMI PAC)	341,975
28.	Pfizer PAC	331,644
29.	PENNEY-PAC (J.C. Penney Co.)	330,383
30.	Chrysler Corp. Political Support Committee	330,124
31.	Bank Political Action Committee	329,741
32.	Allied-Signal Political Action Committee	324,234
33.	Sunbelt Good Gov't Committee of Winn-Dixie Stores, Inc.	323,603
34.	E F Hutton Group PAC	315,576
35.	Manufacturers Hanover Corp. Assn for Responsible Gov't	308,967
36.	Coca-Cola Co. Nonpartisan Committee for Good Gov't	308,506
37.	Barnett People for Better Gov't.... (Barnett Banks of Fla.)	304,230
38.	Morgan Stanley Better Government Fund	303,919
39.	PAC Corporation Good Government Program	298,311
40.	Union Pacific Fund for Effective Government	296,938
41.	Ford Motor Company Civic Action Fund	293,611
42.	Beneficial Management Corp. & Affiliated Corps. PAC	292,362
43.	Harris Corporation-Federal PAC	290,155
44.	AMSCOTT PAC	289,771
45.	Boeing Political Action Committee	287,342
46.	Smith Barney Better Government Committee	284,282
47.	United Technologies Corporation PAC	282,870
48.	TRW Good Government Fund	282,473
49.	Chevron Political Action Committee	281,423
50.	Marville Corporation Political Action Committee	271,762

8 8 0 8 0 2 0 3 4 6 2

CORPORATE PAC'S
TOP 50 CONTRIBUTORS TO FEDERAL CANDIDATES

1.	American Telephone & Telegraph Co. Inc. PAC (AT&T PAC).....	\$ 799,760
2.	Philip Morris Political Action Committee (PHIL-PAC).....	\$ 559,505
3.	UPSPAC.....	\$ 480,524
4.	Tenneco Employees Good Government Fund.....	\$ 447,250
5.	Lockheed Employees PAC.....	\$ 430,858
6.	Rockwell International Corp. Good Government Committee.....	\$ 428,675
7.	General Dynamics Corp. Voluntary Pol. Contribution Plan.....	\$ 378,908
8.	Textron Inc. Political Action Committee.....	\$ 373,050
9.	American Family PAC (AF-PAC).....	\$ 360,825
10.	AMOCO PAC.....	\$ 340,900
11.	Northrop Employees PAC (NEPAC).....	\$ 315,784
12.	E F Button Group PAC.....	\$ 310,125
13.	PENNEYPAC (J.C. Penney Co.).....	\$ 304,150
14.	Citicorp Voluntary Political Fund Federal.....	\$ 289,484
15.	Mobil Oil Corporation PAC.....	\$ 283,250
16.	FMC Corporation Good Government Program.....	\$ 281,230
17.	Sunbelt Good Gov't Committee of Winn-Dixie Stores Inc.....	\$ 279,700
18.	Allied-Signal PAC.....	\$ 273,850
19.	Pacific Telesis Group Federal PAC.....	\$ 271,716
20.	Union Pacific Fund for Effective Government.....	\$ 258,325
21.	Boeing Political Action Committee.....	\$ 256,975
22.	Grumman Political Action Committee.....	\$ 254,889
23.	Harris Corporation-Federal PAC.....	\$ 254,600
24.	Waste Management Inc. Employees' Better Gov't Fund (WMI PAC)\$	\$ 248,763
25.	Non-Partisan Political Support Cmte for GE Co. Employees....	\$ 244,600
26.	United Technologies Corporation PAC.....	\$ 243,625
27.	Litton Industries Inc. Employees Pol. Assist. Cmte (LEPAC)..	\$ 240,034
28.	Manville Corporation Political Action Committee.....	\$ 236,550
29.	Chevron Political Action Committee	\$ 233,169
30.	Hughes Aircraft Co. Active Citizenship Fund.....	\$ 230,745
31.	Barnett People for Better Gov't.... (Barnett Banks of Fla.)..	\$ 229,750
32.	RJR Good Government Fund, R J Reynolds Industries Inc.....	\$ 229,725
33.	Federal Express Corp. PAC (FEPA).....	\$ 228,300
34.	McDonnell Douglas Good Government Fund.....	\$ 226,800
35.	Coca-Cola Co. Nonpartisan Committee for Good Gov't.....	\$ 220,047
36.	Morgan Companies Political Action Committee (MORGANPAC).....	\$ 215,600
37.	Eaton Corporation Public Policy Association.....	\$ 214,050
38.	Travelers Corporation PAC (T-PAC).....	\$ 214,000
39.	Chrysler Corp. Political Support Committee.....	\$ 213,170
40.	Torchmark Corporation PAC (Torch-PAC).....	\$ 212,275
41.	McDonald's Corporation Political Action Committee.....	\$ 210,225
42.	Continental Telecom Inc. PAC (CONTELPAC).....	\$ 205,671
43.	Texas Air Corporation PAC (TACAPAC).....	\$ 205,364
44.	Greyhound Good Government Project.....	\$ 200,225
45.	Civic Involvement Program/General Motors Corp.....	\$ 198,875
46.	TRW Good Government Fund.....	\$ 195,648
47.	GIE Corporation Good Government Club.....	\$ 184,045
48.	Raytheon Company Political Action Committee.....	\$ 182,068
49.	Copper Industries Political Action Committee (CIPAC).....	\$ 182,000
50.	Drexel Burnham Lambert PAC (DBL-PAC).....	\$ 177,800

8 8 0 8 0 2 0 3 4 6 3

LABOR PAC'S
TOP 50 MONEY RAISERS

1.	Democratic Republican Independent Voter Education Committee (D.R.I.V.E.) (Teamsters).....	\$4,389,458
2.	National Education Association PAC (NEA).....	\$3,196,697
3.	UAW-V-CAP (United Auto Workers).....	\$3,054,003
4.	Committee on Letter Carriers Political Education.....	\$2,070,897
5.	Machinists Non-Partisan Political League.....	\$2,053,075
6.	American Federation of State, County & Municipal Employees P.E.O.P.L.E. (AFSCME).....	\$2,036,705
7.	Transportation Pol. Education League (United Trans. Union).....	\$1,979,153
8.	CWA-COPE Pol. Contributions Cate. (Communications Workers).....	\$1,890,632
9.	Marine Engineers' Beneficial Assn Pol. Action Fund (MEBA).....	\$1,771,013
10.	Int'l Brotherhood of Electrical Workers COPE.....	\$1,714,735
11.	Active Ballot Club, A Dept. of United Food & Commercial Workers Int'l Union.....	\$1,667,483
12.	Int'l Longshoremen's Assn AFL-CIO COPE (ILA-COPE).....	\$1,485,897
13.	Sheet Metal Workers Int'l Assn Pol. Action League (PAL).....	\$1,433,410
14.	American Federation of Teachers COPE.....	\$1,406,619
15.	Seafarers Political Activity Donation (SPAD).....	\$1,367,586
16.	Carpenters' Legislative Improvement Committee.....	\$1,364,155
17.	Air Line Pilots Association PAC (ALPA PAC).....	\$1,288,745
18.	AFL-CIO COPE Political Contributions Committee.....	\$1,262,965
19.	United Steelworkers of America Political Action Fund.....	\$1,084,233
20.	Engineers Political Education Committee (EPED) (Int'l Union of Operating Engineers).....	\$1,027,041
21.	Marine Engineers Beneficial Assn Retirees Group Fund (MEBA Retirees Group Fund).....	\$1,002,765
22.	Int'l Ladies Garment Workers Union Campaign Committee.....	\$ 960,868
23.	Political Fund Cate. of the American Postal Workers Union.....	\$ 934,465
24.	Voice of Teachers for Education/COPE (VOICE COPE).....	\$ 805,867
25.	District 2 Marine Engineers Beneficial Assn/Associated Maritime Officers-AFL-CIO, PAF.....	\$ 739,990
26.	Responsible Citizens Political League - A Project of the Brotherhood of Railway & Airline Clerks.....	\$ 685,913
27.	Ironworkers Political Action League.....	\$ 670,799
28.	National Rural Letter Carriers' Association PAC.....	\$ 571,413
29.	United Federation of Teachers COPE.....	\$ 550,472
30.	United Mine Workers of America - Coal Miners PAC.....	\$ 528,426
31.	District Council 37 Public Employees Organized for Political and Legislative Equality.....	\$ 520,247
32.	National Treasury Employees Union PAC (TEUPAC).....	\$ 495,023
33.	Amalgamated Transit Union-COPE.....	\$ 493,141
34.	Teamsters Local 959 Alaska Labor Indep. Voter Education.....	\$ 492,487
35.	Local 1814 Int'l Longshoremen's Assoc. AFL-CIO Political Action and Education Fund.....	\$ 489,004
36.	United Assn of Journeymen & Apprentices of the Plumbing and Pipefitters Industry.....	\$ 482,218
37.	New Jersey Education Association PAC.....	\$ 436,052
38.	Oregon Education Assn People for Improvement of Education...\$	419,167
39.	Service Employees Int'l Union COPE Political Campaign Cate..\$	416,511
40.	Laborers' Political League.....	\$ 394,273
41.	Brotherhood of Locomotive Engineers Legislative League.....	\$ 380,989
42.	Independent Minnesota PAC for Education (Minn. Educ. Assn).....	\$ 349,387
43.	Amalgamated Clothing & Textile Workers Union PAC (ACTUWU-PAC)\$	324,655
44.	Transport Workers Union - Local 100 Pol. Contributions Cate.\$	321,643
45.	Int'l Brotherhood of Painters & Allied Trades Political Action Together Political Committee.....	\$ 315,754
46.	American Federation of Government Employees' PAC.....	\$ 313,883
47.	IUE COPE (Int'l Union of Electronic Electrical Tech Salaried Mach Workers AFL-CIO).....	\$ 312,424
48.	American Nurses' Association PAC (ANA-PAC or N-CAP).....	\$ 305,860
49.	Local 745 DRIVE (Teamsters).....	\$ 282,546
50.	International Union of Operating Engineers Local 825 Political Action and Education Committee.....	\$ 279,106

88080203464

LABOR PAC'S
TOP 50 SPENDERS

1.	Democratic Republican Independent Voter Education Committee (D.R.I.V.E.) (Teamsters).....	\$3,055,468
2.	National Education Association PAC (NEA).....	\$2,532,193
3.	UAW-V-CAP (United Auto Workers).....	\$2,397,490
4.	CWA-COPE Pol. Contributions Cmte. (Communications Workers).....	\$1,964,920
5.	Committee on Letter Carriers Political Education.....	\$1,941,808
6.	Transportation Pol. Education League (United Trans. Union).....	\$1,940,343
7.	Machinists Non-Partisan Political League.....	\$1,892,727
8.	Active Ballot Club, A Dept. of United Food & Commercial Workers Int'l Union.....	\$1,713,495
9.	American Federation of State, County & Municipal Employees P.E.O.P.L.E. (AFSCME).....	\$1,710,658
10.	Int'l Brotherhood of Electrical Workers COPE.....	\$1,620,277
11.	Seafarers Political Activity Donation (SPAD).....	\$1,516,118
12.	Sheet Metal Workers Int'l Assn Pol. Action League (PAL).....	\$1,292,747
13.	Carpenters' Legislative Improvement Committee.....	\$1,187,490
14.	AFL-CIO COPE Political Contributions Committee.....	\$1,104,090
15.	American Federation of Teachers COPE.....	\$1,088,013
16.	United Steelworkers of America Political Action Fund.....	\$1,084,162
17.	Air Line Pilots Association PAC (ALPA PAC).....	\$1,080,369
18.	Marine Engineers Beneficial Assn Retirees Group Fund (MEBA Retirees Group Fund).....	\$1,072,861
19.	Engineers Political Education Committee (EPEC) (Int'l Union of Operating Engineers).....	\$1,035,306
20.	Marine Engineers' Beneficial Assn Pol. Action Fund (MEBA).....	\$ 946,012
21.	Political Fund Cmte. of the American Postal Workers Union.....	\$ 887,300
22.	Int'l Ladies Garment Workers Union Campaign Committee.....	\$ 770,300
23.	Ironworkers Political Action League.....	\$ 742,979
24.	Responsible Citizens Political League - A Project of the Brotherhood of Railway & Airline Clerks.....	\$ 712,708
25.	District 2 Marine Engineers Beneficial Assn/Associated Maritime Officers - AFL-CIO, PAF.....	\$ 706,230
26.	Voice of Teachers for Education/COPE (VOICE COPE).....	\$ 660,589
27.	National Rural Letter Carriers' Association PAC.....	\$ 639,648
28.	United Federation of Teachers COPE.....	\$ 575,645
29.	District Council 37 Public Employees Organized for Political and Legislative Equality.....	\$ 495,933
30.	Teamsters Local 959 Alaska Labor Indep. Voter Education.....	\$ 491,292
31.	Amalgamated Transit Union-COPE.....	\$ 473,075
32.	Local 1814 Int'l Longshoremens Assoc. AFL-CIO Political Action and Education Fund.....	\$ 465,346
33.	United Mine Workers of America - Coal Miners PAC.....	\$ 465,195
34.	Brotherhood of Locomotive Engineers Legislative League.....	\$ 456,086
35.	United Assn of Journeymen & Apprentices of the Plumbing and Pipefitters Industry.....	\$ 453,012
36.	Service Employees Int'l Union COPE Political Campaign Cmte.....	\$ 447,341
37.	National Treasury Employees Union PAC (TEPAC).....	\$ 432,769
38.	Laborers' Political League.....	\$ 430,020
39.	Oregon Education Assn People for Improvement of Education.....	\$ 394,246
40.	Int'l Longshoremens' Assn AFL-CIO COPE (ILA-COPE).....	\$ 376,917
41.	Amalgamated Clothing & Textile Workers Union PAC (ACTWU-PAC).....	\$ 332,146
42.	Independent Minnesota PAC for Education (Minn. Educ. Assn).....	\$ 323,211
43.	American Federation of Government Employees' PAC.....	\$ 322,652
44.	Transport Workers Union - Local 100 Pol. Contributions Cmte.....	\$ 303,482
45.	American Nurses' Association PAC (ANA-PAC or N-CAP).....	\$ 301,089
46.	New Jersey Education Association PAC.....	\$ 285,998
47.	Legislative Education Action Program Camp. Assistance Fund.....	\$ 264,015
48.	Local 745 D.R.I.V.E (Teamsters).....	\$ 258,921
49.	COPE Committee of the United Rubber Cork Linoleum and Plastic Workers of America AFL-CIO.....	\$ 257,947
50.	Masters, Mates & Pilots Political Contribution Fund.....	\$ 242,765

88080203465

LABOR PAC'S

TOP 50 CONTRIBUTORS TO FEDERAL CANDIDATES

1.	National Education Association PAC (NEA).....	\$2,055,133
2.	UAW-V-CAP (United Auto Workers).....	\$1,621,055
3.	Committee on Letter Carriers Political Education.....	\$1,490,875
4.	Democratic Republican Independent Voter Education Committee (D.R.I.V.E.) (Teamsters).....	\$1,457,196
5.	Machinists Non-Partisan Political League.....	\$1,364,550
6.	Seafarers Political Activity Donation (SPAD).....	\$1,187,106
7.	American Federation of State, County & Municipal Employees P.E.O.P.L.E. (AFSCME).....	\$1,122,075
8.	Active Ballot Club, A Dept. of United Food & Commercial Workers Int'l Union.....	\$1,116,879
9.	Int'l Brotherhood of Electrical Workers COPE.....	\$ 969,840
10.	Carpenters' Legislative Improvement Committee.....	\$ 947,836
11.	Air Line Pilots Association PAC (ALPA PAC).....	\$ 876,000
12.	Transportation Pol. Education League (United Trans. Union)...	\$ 863,309
13.	AFL-CIO COPE Political Contributions Committee.....	\$ 840,006
14.	Engineers Political Education Committee (EPEC) (Int'l Union of Operating Engineers).....	\$ 823,300
15.	Sheet Metal Workers Int'l Assn Pol. Action League (PAL).....	\$ 778,364
16.	CWA-COPE Pol. Contributions Cmte. (Communications Workers)...	\$ 766,006
17.	American Federation of Teachers COPE.....	\$ 745,874
18.	Political Fund Cmte. of the American Postal Workers Union...	\$ 723,395
19.	United Steelworkers of America Political Action Fund.....	\$ 705,755
20.	Marine Engineers' Beneficial Assn Pol. Action Fund (MEBA)...	\$ 602,650
21.	District 2 Marine Engineers Beneficial Assn/Associated Maritime Officers-AFL-CIO, PAF.....	\$ 555,831
22.	National Rural Letter Carriers' Association PAC.....	\$ 503,705
23.	Responsible Citizens Political League - A Project of the Brotherhood of Railway & Airline Clerks.....	\$ 446,569
24.	Ironworkers Political Action League.....	\$ 434,653
25.	Amalgamated Transit Union-COPE.....	\$ 416,275
26.	Laborers' Political League.....	\$ 363,420
27.	Int'l Ladies Garment Workers Union Campaign Committee.....	\$ 358,792
28.	Service Employees Int'l Union COPE Political Campaign Cmte....	\$ 357,788
29.	Brotherhood of Locomotive Engineers Legislative League.....	\$ 314,175
30.	United Assn of Journeymen & Apprentices of the Plumbing and Pipefitters Industry.....	\$ 311,125
31.	United Mine Workers of America - Coal Miners PAC.....	\$ 306,599
32.	American Nurses' Association PAC (ANA-PAC or N-CAP).....	\$ 292,703
33.	American Federation of Government Employees' PAC.....	\$ 274,985
34.	Amalgamated Clothing & Textile Workers Union PAC (ACTIUWU-PAC)...	\$ 271,334
35.	Legislative Education Action Program Camp. Assistance Fund...	\$ 225,800
36.	National Treasury Employees Union PAC (TEPAC).....	\$ 209,070
37.	Masters, Mates & Pilots Political Contribution Fund.....	\$ 201,862
38.	COPE Committee of the United Rubber Cork Linoleum and Plastic Workers of America AFL-CIO.....	\$ 196,363
39.	Int'l Brotherhood of Painters & Allied Trades Political Action Together Political Committee.....	\$ 178,498
40.	Dist. 2 Marine Engineers Beneficial Assn Assoc Maritime Officers AFL-CIO Retirees Assn Fund.....	\$ 175,050
41.	Laborers' Western Political League.....	\$ 172,350
42.	Hotel Employees & Restaurant Employees Int'l Union T I P - "To Insure Progress".....	\$ 168,986
43.	Int'l Longshoremen's Assn AFL-CIO COPE (ILA-COPE).....	\$ 155,050
44.	Bakery, Confectionery and Tobacco Workers International Union Political Action Committee.....	\$ 147,905
45.	Pol. Ed. Fund of the Building & Construction Trades Dept....	\$ 143,662
46.	Int'l Union of Bricklayers & Allied Craftsmen PAC.....	\$ 137,181
47.	Maintenance of Way Political League.....	\$ 124,774
48.	Transport Workers Union Political Contributions Cmte.....	\$ 113,025
49.	IUE COPE (Int'l Union of Electronic Electrical Tech Salaried Mach Workers AFL-CIO).....	\$ 112,130
50.	Graphic Communications Int'l Union Pol. Contributions Cmte....	\$ 111,850

88080203466

NON-CONNECTED PAC'S
TOP 50 MONEY RAISERS

1.	*National Congressional Club.....	\$15,364,881
2.	Fund for America's Future, Inc.....	\$ 9,373,056
3.	National Conservative Political Action Committee (NCPAC)...	\$ 9,319,550
4.	National Committee to Preserve Social Security PAC.....	\$ 6,201,412
5.	Campaign America.....	\$ 3,347,312
6.	Campaign For Prosperity.....	\$ 3,229,716
7.	Auto Dealers For Free Trade PAC.....	\$ 3,151,143
8.	Voter Guide.....	\$ 3,042,848
9.	Fund for a Democratic Majority.....	\$ 2,723,726
10.	Fund for a Conservative Majority.....	\$ 2,717,612
11.	National Committee for an Effective Congress (NCEC).....	\$ 2,643,214
12.	Citizens for the Republic.....	\$ 2,386,232
13.	National PAC.....	\$ 2,226,415
14.	National Right To Life PAC.....	\$ 1,775,060
15.	Republican Majority Fund.....	\$ 1,548,606
16.	Human Rights Campaign Fund.....	\$ 1,483,301
17.	Council for a Livable World.....	\$ 1,368,504
18.	Ruff PAC.....	\$ 1,268,295
19.	American Citizens for Political Action.....	\$ 1,164,349
20.	Effective Government Committee.....	\$ 1,084,070
21.	National Democratic Policy Committee.....	\$ 1,032,208
22.	Democrats for the 80's Inc.....	\$ 967,532
23.	Black PAC.....	\$ 907,996
24.	Independent Action Inc.....	\$ 907,008
25.	Freeze Voter.....	\$ 890,043
26.	America's Leaders Fund (aka Chicago Campaign Cmte.).....	\$ 876,893
27.	Citizens for American Values PAC.....	\$ 816,027
28.	Valley Education Fund.....	\$ 715,336
29.	Mid-America Conservative PAC.....	\$ 685,070
30.	Voters for Choice/Friends of Family Planning.....	\$ 660,717
31.	Committee for America.....	\$ 650,730
32.	Majority Congress Committee.....	\$ 631,971
33.	National Abortion Rights Action League - PAC (NARAL-PAC)...	\$ 625,693
34.	Republic Media Group.....	\$ 621,160
35.	Republican Congressional Boosters Club.....	\$ 593,141
36.	Congressional Majority Committee.....	\$ 587,437
37.	Associated Life Insurance Group National Policyholder Advisory Committee (ALIGN).....	\$ 574,088
38.	Committee for Freedom.....	\$ 560,561
39.	Free Congress PAC (formerly Cmte for the Survival of a Free Congress).....	\$ 532,896
40.	Business Industry PAC (BIPAC).....	\$ 523,637
41.	Hollywood Women's Political Committee.....	\$ 464,023
42.	Democracy Fund, Inc.....	\$ 430,173
43.	American Space Frontier Committee.....	\$ 409,734
44.	Joint Action Committee for Political Affairs.....	\$ 407,527
45.	Committee for the 100th Congress.....	\$ 385,526
46.	KIDSPAC.....	\$ 364,485
47.	Washington PAC.....	\$ 344,028
48.	Congressional Agenda 80's.....	\$ 336,800
49.	National Security PAC.....	\$ 291,761
50.	Hudson Valley PAC.....	\$ 290,447

-18-

(Figures for this PAC include approximately \$7 million raised by JMI, required to be reported pursuant to a Consent Decree issued by the U.S. District Court for the Eastern District of North Carolina - May 1986, as well as joint fundraising activity on behalf of Senator Jesse Helms.)

8 8 0 8 0 2 0 3 4 6 7

NON-CONNECTED PAC'S

TOP 50 SPENDERS

1. *National Congressional Club.....	\$15,841,407
2. National Conservative Political Action Committee (NCPAC)....	\$ 9,349,810
3. Fund for America's Future, Inc.....	\$ 9,202,479
4. National Committee to Preserve Social Security PAC.....	\$ 6,190,561
5. Campaign America.....	\$ 3,249,571
6. Campaign for Prosperity.....	\$ 3,247,810
7. Fund for a Democratic Majority.....	\$ 3,118,840
8. Auto Dealers for Free Trade PAC.....	\$ 2,986,398
9. Voter Guide.....	\$ 2,910,933
10. Fund for a Conservative Majority.....	\$ 2,728,143
11. National Committee for an Effective Congress (NCEC).....	\$ 2,497,965
12. Citizens for the Republic.....	\$ 2,355,862
13. Republican Majority Fund.....	\$ 2,244,275
14. National PAC.....	\$ 2,224,871
15. National Right to Life PAC.....	\$ 1,655,325
16. Ruff PAC.....	\$ 1,426,550
17. Council for a Livable World.....	\$ 1,344,391
18. Human Rights Campaign Fund.....	\$ 1,324,672
19. American Citizens for Political Action.....	\$ 1,138,281
20. Effective Government Committee.....	\$ 1,068,277
21. National Democratic Policy Committee.....	\$ 1,054,993
22. Democrats for the 80's Inc.....	\$ 963,149
23. Independent Action Inc.....	\$ 907,483
24. Black PAC.....	\$ 899,436
25. Freeze Voter.....	\$ 859,914
26. Citizens for American Values PAC.....	\$ 745,328
27. Mid-America Conservative PAC.....	\$ 677,948
28. Valley Education Fund.....	\$ 662,428
29. National Abortion Rights Action League - PAC (NARAL-PAC)....	\$ 633,302
30. Republic Media Group.....	\$ 624,854
31. Voters for Choice/Friends of Family Planning.....	\$ 621,323
32. Committee for America.....	\$ 599,799
33. Congressional Majority Committee.....	\$ 591,019
34. Associated Life Insurance Group National Policyholder Advisory Committee (ALIGN).....	\$ 594,088
35. Committee for Freedom.....	\$ 560,843
36. Republican Congressional Boosters Club.....	\$ 543,932
37. Free Congress PAC (formerly Cmte for the Survival of a Free Congress).....	\$ 542,376
38. Majority Congress Committee.....	\$ 540,350
39. Business Industry PAC (BIPAC).....	\$ 529,930
40. America's Leaders' Fund (AKA Chicago Campaign Committee)....	\$ 450,954
41. Democracy Fund, Inc.....	\$ 421,862
42. Joint Action Committee for Political Affairs.....	\$ 412,168
43. American Space Frontier Committee.....	\$ 402,677
44. Hollywood Women's Political Committee.....	\$ 389,576
45. KIDSPAC.....	\$ 369,275
46. National Security Political Action Committee.....	\$ 268,191
47. Washington Political Action Committee.....	\$ 341,073
48. Committee for the 100th Congress.....	\$ 338,723
49. Congressional Agenda 80's.....	\$ 331,920
50. Volunteer Committee.....	\$ 284,363

-19-

(Figures for this PAC include approximately \$7 million spent by JMI, required to be reported pursuant to a Consent Decree issued by the U.S. District Court for the Eastern District of North Carolina - May 1986, as well as joint fundraising activity on behalf of Senator Jesse Helms.)

8 8 0 8 0 2 0 3 4 6 8

NON-CONNECTED PAC'S
TOP 50 CONTRIBUTORS TO FEDERAL CANDIDATES

1.	Auto Dealers for Free Trade PAC.....	\$1,016,699
2.	National PAC.....	912,680
3.	Fund for America's Future, Inc.....	\$ 809,917
4.	National Committee to Preserve Social Security PAC.....	\$ 736,135
5.	National Right to Life PAC.....	\$ 695,795
6.	National Committee for an Effective Congress (NCEC).....	\$ 694,782
7.	Valley Education Fund.....	\$ 567,000
8.	Citizens for the Republic.....	\$ 539,748
9.	Associated Life Insurance Group National Policyholder Advisory Committee (ALIGN).....	\$ 353,756
10.	Majority Congress Committee.....	\$ 341,000
11.	Democrats for the 80's Inc.....	\$ 314,250
12.	Washington Political Action Committee.....	\$ 293,400
13.	America's Leaders' Fund (AKA Chicago Campaign Committee)...	\$ 279,871
14.	KIDSPAC.....	\$ 274,666
15.	Fund for a Democratic Majority.....	\$ 273,858
16.	Campaign America.....	\$ 271,422
17.	National Abortion Rights Action League - PAC (NARAL-PAC)...	\$ 270,968
18.	Republican Majority Fund.....	\$ 258,706
19.	Joint Action Committee for Political Affair.....	\$ 230,500
20.	Committee for the 100th Congress.....	\$ 226,700
21.	Human Rights Campaign Fund.....	\$ 210,838
22.	Voters for Choice/Friends of Family Planning.....	\$ 203,722
23.	Delaware Valley PAC.....	\$ 193,150
24.	Independent Action Inc.....	\$ 185,160
25.	Citizens Organized PAC.....	\$ 184,000
26.	Nat'l Fed. of Independent Business Free Enterprise PAC.....	\$ 181,246
27.	Committee for America's Future.....	\$ 171,000
28.	American Sugarbeet Growers Association PAC.....	\$ 156,484
29.	Hudson Valley PAC.....	\$ 153,300
30.	Desert Caucus.....	\$ 152,250
31.	SANE PAC.....	\$ 151,030
32.	Americans for Good Government Inc.....	\$ 149,750
33.	St. Louisans for Better Government.....	\$ 138,250
34.	Ruff PAC.....	\$ 135,504
35.	Florida Congressional Committee.....	\$ 133,500
36.	Campaign for Prosperity.....	\$ 128,315
37.	24th Congressional District of California PAC.....	\$ 127,000
38.	Business Industry PAC (BIPAC).....	\$ 126,743
39.	Republican Congressional Boosters Club.....	\$ 117,500
40.	BOGPAC.....	\$ 116,200
41.	Hollywood Women's Political Committee.....	\$ 115,500
42.	Council for a Livable World.....	\$ 114,464
43.	Roundtable Political Action Committee.....	\$ 109,100
44.	Mid Manhattan PAC (MID PAC).....	\$ 105,250
45.	Dallas Energy PAC (DALENPAC).....	\$ 100,000
45.	MOEPAC.....	\$ 100,000
47.	Coopers & Lybrand PAC.....	\$ 98,900
48.	San Franciscans for Good Government.....	\$ 97,500
49.	Peace PAC.....	\$ 89,003
50.	Jones, Day, Reavis & Pogue Good Government Fund.....	\$ 84,525

958,000

88080203469

TRADE/MEMBERSHIP/HEALTH PAC'S

TOP 50 MONEY RAISERS

1.	Realtors Political Action Committee.....	\$5,680,419
2.	American Medical Association PAC (AMPAC).....	\$4,961,408
3.	NRA Political Victory Fund.....	\$4,692,544
4.	League of Conservation Voters.....	\$3,776,005
5.	Association of Trial Lawyers PAC (ATLA).....	\$2,970,762
6.	National Association of Life Underwriters PAC.....	\$1,846,177
7.	Nat'l Assn of Retired Federal Employees PAC (NARFE-PAC).....	\$1,719,319
8.	Build PAC of the National Association of Home Builders.....	\$1,693,353
9.	Dealers Election Action Committee of the National Automobile Dealers Association (NADA).....	\$1,554,413
10.	Texas Medical Association PAC - TEXPAC.....	\$1,423,659
11.	American Bankers Association BANKPAC.....	\$1,244,202
12.	Women's Campaign Fund Inc.....	\$1,087,503
13.	American Dental PAC.....	\$ 938,593
14.	California Real Estate PAC/Federal (CREPAC/FED aka 99 Club).....	\$ 977,822
15.	Action Committee for Rural Electrification (ACRE).....	\$ 803,101
16.	California Medical PAC.....	\$ 743,231
17.	Associated General Contractors PAC.....	\$ 662,826
18.	Elect - The PAC of Alabama Farm Bureau Federation.....	\$ 642,423
19.	U.S. League-Savings Association Political Elections Cate....	\$ 623,841
20.	Independent Insurance Agents of America Inc PAC (INSURPAC).....	\$ 621,831
21.	Pennsylvania Medical PAC.....	\$ 619,289
22.	National Council of Senior Citizens PAC.....	\$ 597,596
23.	National Beer Wholesalers' Assn PAC (NEWA PAC).....	\$ 587,401
24.	Auction Markets PAC of the Chicago Board of Trade-AMPAC/CBT.....	\$ 577,341
25.	Veterans of Foreign Wars Political Action Committee.....	\$ 572,953
26.	Ohio Medical PAC (OHMPAC).....	\$ 543,404
27.	Florida Medical PAC.....	\$ 476,034
28.	California Dental PAC - Federal.....	\$ 469,630
29.	Credit Union Legislative Action Council of Credit Union National Association.....	\$ 462,286
30.	New York Medical PAC.....	\$ 427,340
31.	Political Action Committee of the American Hospital Assn....	\$ 419,911
32.	American Institute of Certified Public Accountants Effective Legislation Committee (AICPA).....	\$ 404,551
33.	American Council of Life Insurance PAC (Life Insurance PAC).....	\$ 397,293
34.	Public Service PAC.....	\$ 391,017
35.	Mortgage Bankers Association of America PAC.....	\$ 369,287
36.	American Chiropractic Association.....	\$ 367,948
37.	Illinois State Medical Society PAC (ISMSPAC).....	\$ 363,594
38.	MECLA: Municipal Elections Cate of Los Angeles.....	\$ 360,217
39.	American Health Care Association PAC (AHCA-PAC).....	\$ 359,908
40.	Food Marketing Institute PAC (Food PAC).....	\$ 356,446
41.	American Optometric Association PAC.....	\$ 353,372
42.	Trucking PAC of the American Trucking Association.....	\$ 352,360
43.	Michigan Doctors PAC.....	\$ 347,112
44.	Georgia Medical PAC.....	\$ 322,349
45.	Indiana Medical PAC.....	\$ 310,994
46.	Empire Dental PAC.....	\$ 308,899
47.	California Chiropractic PAC (Federal).....	\$ 300,200
48.	Virginia BANKPAC.....	\$ 298,430
49.	Political Education for Postmasters.....	\$ 297,966
50.	National Utility Contractors Assn Legislative Information and Action Committee.....	\$ 296,142

88080203470

TRADE/MEMBERSHIP/HEALTH PAC'S

TOP 50 SPENDERS

1.	Realtors Political Action Committee.....	\$6,010,744
2.	American Medical Association PAC (AMPAC).....	\$5,406,582
3.	NRA Political Victory Fund.....	\$4,763,529
4.	League of Conservation Voters.....	\$3,781,361
5.	Association of Trial Lawyers PAC (ATLA).....	\$2,772,698
6.	National Association of Life Underwriters PAC.....	\$1,872,034
7.	Nat'l Assn of Retired Federal Employees PAC (NARFE-PAC).....	\$1,780,933
8.	Build PAC of the National Association of Home Builders.....	\$1,665,742
9.	Texas Medical Association PAC -TEXPAC.....	\$1,513,596
10.	Dealers Election Action Committee of the National Automobile Dealers Association (NADA).....	\$1,378,278
11.	American Bankers Association BANKPAC.....	\$1,121,457
12.	Women's Campaign Fund Inc.....	\$1,081,333
13.	American Dental PAC.....	\$ 892,400
14.	Veterans of Foreign Wars Political Action Committee Inc.....	\$ 857,747
15.	Action Committee for Rural Electrification (ACRE).....	\$ 772,281
16.	California Real Estate PAC/Federal (CREPAC/FED aka 99 Club).....	\$ 756,440
17.	California Medical PAC.....	\$ 737,425
18.	Elect - The PAC of Alabama Farm Bureau Federation.....	\$ 735,148
19.	Florida Medical PAC.....	\$ 711,090
20.	Independent Insurance Agents of America Inc PAC (INSURPAC).....	\$ 690,405
21.	Associated General Contractors PAC.....	\$ 634,714
22.	Pennsylvania Medical PAC.....	\$ 620,759
23.	National Council of Senior Citizens PAC.....	\$ 568,430
24.	U.S. League-Savings Association Political Elections Cate.....	\$ 540,242
25.	Ohio Medical PAC (OHMPAC).....	\$ 476,852
26.	California Dental PAC - Federal.....	\$ 457,087
27.	Credit Union Legislative Action Council of Credit Union National Association.....	\$ 452,240
28.	Nat'l Beer Wholesalers' Assn PAC (NBWA PAC).....	\$ 451,208
29.	Political Action Committee of the American Hospital Assn.....	\$ 399,398
30.	Trucking PAC of the American Trucking Association.....	\$ 380,029
31.	MBCLA: Municipal Elections Cate of Los Angeles.....	\$ 367,699
32.	Public Service PAC.....	\$ 365,903
33.	Illinois State Medical Society PAC (IMPAC).....	\$ 364,266
34.	Mortgage Bankers Association of America PAC.....	\$ 357,715
35.	Michigan Doctors PAC.....	\$ 335,300
36.	American Council of Life Insurance PAC (Life Insurance PAC).....	\$ 323,971
37.	Virginia Medical PAC.....	\$ 319,482
38.	Empire Dental PAC.....	\$ 308,671
39.	Food Marketing Institute PAC (Food PAC).....	\$ 307,709
40.	New York Medical PAC.....	\$ 305,581
41.	American Optometric Association PAC.....	\$ 304,048
42.	Alabama Medical PAC.....	\$ 300,000
43.	California Chiropractic PAC (Federal).....	\$ 293,784
44.	American Health Care Association PAC (AHCA-PAC).....	\$ 292,779
45.	Professional Insurance Agents PAC.....	\$ 290,578
46.	National Utility Contractors Assn Legislative Information and Action Committee.....	\$ 289,149
47.	Florida Dental PAC.....	\$ 283,497
48.	Political Education for Postmasters.....	\$ 278,777
49.	American Chiropractic Association.....	\$ 274,341
50.	Sierra Club Committee on Political Education.....	\$ 272,330

8 8 0 8 0 2 0 3 4 7 1

TRADE/MEMBERSHIP/HEALTH PAC'S
TOP 50 CONTRIBUTORS TO FEDERAL CANDIDATES

1.	Realtors Political Action Committee.....	\$2,738,338
2.	American Medical Association PAC (AMPAC).....	\$2,107,492
3.	Nat'l Assn of Retired Federal Employees PAC (NARFE-PAC).....	\$1,491,895
4.	Build PAC of the National Association of Home Builders.....	\$1,424,240
5.	Association of Trial Lawyers PAC (ATLA).....	\$1,404,000
6.	National Association of Life Underwriters PAC.....	\$1,087,859
7.	Dealers Election Action Committee of the National Automobile Dealers Association (NADA).....	\$1,059,650
8.	American Bankers Association BANKPAC.....	\$ 934,440
9.	NRA Political Victory Fund.....	\$ 909,549
10.	American Dental PAC.....	\$ 761,675
11.	Associated General Contractors PAC.....	\$ 529,414
12.	Independent Insurance Agents of America Inc PAC (INSURPAC)...	\$ 487,440
13.	U.S. League-Savings Association Political Elections Cmte....	\$ 425,925
14.	Action Committee for Rural Electrification (ACRE).....	\$ 410,770
15.	Credit Union Legislative Action Council of Credit Union National Association.....	\$ 382,411
16.	National Beer Wholesalers' Assn PAC (NEWA PAC).....	\$ 362,350
17.	Trucking PAC of the American Trucking Association.....	\$ 354,685
18.	Public Service PAC.....	\$ 351,273
19.	Political Action Committee of the American Hospital Assn....	\$ 346,305
20.	Mortgage Bankers Association of America PAC.....	\$ 309,796
21.	Food Marketing Institute PAC (Food PAC).....	\$ 282,195
22.	American Council of Life Insurance PAC (Life Insurance PAC)...	\$ 269,866
23.	American Optometric Association PAC.....	\$ 249,944
24.	Sierra Club Committee on Political Education.....	\$ 249,563
25.	Professional Insurance Agents PAC.....	\$ 247,770
26.	National Utility Contractors Assn Legislative Information and Action Committee.....	\$ 244,750
27.	National Cattlemen's Association PAC.....	\$ 243,459
28.	National Restaurant Association PAC.....	\$ 230,100
29.	Podiatry PAC.....	\$ 223,200
30.	Tobacco Institute PAC.....	\$ 222,114
31.	American Institute of Certified Public Accountants Effective Legislation Committee (AICPA).....	\$ 220,900
32.	Nat'l Cable Television Association's PAC (Cable PAC).....	\$ 217,200
33.	American Health Care Association PAC (AHCA-PAC).....	\$ 215,384
34.	Auction Markets PAC of the Chicago Board of Trade-AMPAC/CBT...	\$ 250,150
35.	National Council of Senior Citizens PAC.....	\$ 190,750
36.	Associated Builders and Contractors PAC (ABC/PAC).....	\$ 187,588
37.	American Chiropractic Association.....	\$ 176,428
38.	Sheet Metal & Air Conditioning Contractors' PAC.....	\$ 170,861
39.	Investment Management PAC of the Investment Co. Inst. (IMPAC)...	\$ 168,327
40.	Federation of American Health Systems PAC.....	\$ 165,267
41.	Independent Bankers - PAC.....	\$ 165,169
42.	Nat'l Assn of Broadcaster's TV & Radio PAC (TAB PAC).....	\$ 164,625
43.	Nat'l Assn of Independent Insurers PAC.....	\$ 162,865
44.	American Sugar Cane League PAC.....	\$ 160,450
45.	National Venture Capital Association PAC (NVCA PAC).....	\$ 156,800
46.	National League of Postmasters PAC.....	\$ 149,325
47.	Political Education for Postmasters.....	\$ 148,467
48.	Wine & Spirits Wholesalers of America PAC.....	\$ 146,000
49.	NACSAPAC (Nat'l Assn of Casualty & Surety Agents PAC).....	\$ 142,314
50.	Electrical Construction PAC - National Electrical Contractors Association, Inc (ECPAC).....	\$ 141,718

88080203472

COOPERATIVE PAC'S
TOP 50 MONEY RAISERS

1.	Committee for Thorough Agricultural Political Education of Associated Milk Producers, Inc. (C-TAPE).....	\$1,569,968
2.	Mid-America Dairymen Inc. Agricultural & Dairy Educational Political Trust - ADEPT.....	\$ 762,459
3.	Dairymen Inc. - Special Political Agricultural Community Education (DI-SPACE).....	\$ 679,706
4.	Conservative Voters Lobby.....	\$ 303,104
5.	American Crystal Sugar PAC.....	\$ 248,228
6.	Land O'Lake Inc. PAC.....	\$ 124,394
7.	Southern Minnesota Sugar Cooperative PAC.....	\$ 95,832
8.	Sunkist Growers, Inc. PAC.....	\$ 94,768
9.	Cooperative of Amer. Physicians Fed. Action Cmte (CAP/PAC)..	\$ 80,950
10.	CF Industries, Inc., PAC.....	\$ 77,271
11.	Indiana Farm Bureau Inc. Elect PAC Inc.....	\$ 72,853
12.	Farmland Industries PAC (FARMLAND/PAC).....	\$ 54,781
13.	Diamond Walnut Growers Inc. PAC.....	\$ 43,055
14.	Florida Citrus Mutual PAC Inc.....	\$ 39,530
15.	Milk Marketing Inc. PAC.....	\$ 37,372
16.	Gold Kist Political Action for Farmers Inc.....	\$ 37,321
17.	U.S. Burley Producers Association Inc. PAC.....	\$ 36,133
18.	Raisin Bargaining Association Federal PAC.....	\$ 30,546
19.	Agri-Mark Inc. PAC (AGRI-PAC).....	\$ 30,269
20.	Dairymen Inc. - Georgia Cmte for Political Action (DI-GCFPA)\$	\$ 29,145
21.	Farmer's Rice Cooperative Fund.....	\$ 26,897
22.	Sunwest Growers Inc PAC.....	\$ 21,021
23.	Dairymen Inc. - Kentucky Cmte for Political Action.....	\$ 20,622
24.	Dairymen Inc. - N. Carolina Cmte for Pol. Action (DI-NCCFPA)\$	\$ 20,000
25.	Dairymen Inc. - Tennessee Cmte for Pol. Action (DI-TCFPA)...	\$ 19,678
26.	Community Federal Savings & Loan PAC.....	\$ 19,413
27.	American Rice, Inc. PAC.....	\$ 19,213
28.	Minn-Dak Farmers Cooperative PAC (MDFPAC).....	\$ 17,504
29.	Dairymen Inc. - Virginia for Political Action (DI-VCFPA)....	\$ 16,673
30.	Tri/Valley Growers for Responsible Government.....	\$ 16,567
31.	Dairymen Inc. - Louisiana Cmte for Pol. Action (DI-LCFPA)...	\$ 14,540
32.	Michigan Milk PAC.....	\$ 14,213
33.	Farmers Union Central Exchange Inc. PAC (CENEXPAC).....	\$ 13,651
34.	Agway Inc. Political Action Committee.....	\$ 10,988
35.	Political Action Trust PAC (PAT-PAC).....	\$ 9,044
36.	Dairymen Inc. - Pennsylvania Committee for Political Action.\$	\$ 6,704
37.	Derigold PAC (formerly N. Pacific Dairymen's Coop. Trust)...	\$ 6,005
38.	California Association of Winegrape Growers PAC (CANG-PAC)..	\$ 5,720
39.	Plains Cotton Cooperative Association Employees PAC.....	\$ 5,634
40.	Dairymen Inc. - Mississippi Cmte for Pol. Action (DI-MCFPA)\$	\$ 5,464
41.	AG Processing Inc. Political Action Committee, AGPAC.....	\$ 4,861
42.	National Grape Cooperative Association Inc/Welch Foods Inc..	\$ 4,120
43.	Allied Grape PAC.....	\$ 2,614
44.	Golden Gem Growers PAC.....	\$ 2,535
45.	Rice Growers Association of California PAC.....	\$ 2,118
46.	Coble Dairy Products Cooperative Inc. PAC.....	\$ 1,973
47.	California Tomato Growers Association PAC.....	\$ 1,786
48.	Michigan Blueberry Growers Association PAC.....	\$ 1,662
49.	Valley Fig Growers PAC.....	\$ 1,278
50.	Cooperative Power Association PAC (Co-op Power PAC).....	\$ 1,045

8 8 0 8 0 2 0 3 4 7 3

COOPERATIVE PAC'S
TOP 50 SPENDERS

1.	Committee for Thorough Agricultural Political Education of Associated Milk Producers, Inc. (C-TAPE).....	\$1,610,734
2.	Mid-America Dairymen Inc. Agricultural & Dairy Educational Political Trust - ADEPT.....	\$ 725,127
3.	Dairymen Inc. - Special Political Agricultural Community Education (DI-SPACE).....	\$ 636,404
4.	Conservative Voters Lobby.....	\$ 294,655
5.	American Crystal Sugar PAC.....	\$ 246,628
6.	Sunkist Growers, Inc. PAC.....	\$ 108,135
7.	Land O'Lake Inc. PAC.....	\$ 103,893
8.	Cooperative of Amer. Physicians Fed. Action Cmte (CAP/FAC)...	\$ 101,444
9.	Southern Minnesota Sugar Cooperative PAC.....	\$ 93,964
10.	CF Industries, Inc., PAC.....	\$ 85,655
11.	Farmland Industries PAC (FARMLAND/PAC).....	\$ 64,790
12.	Minn-Dak Farmers Cooperative PAC (MDFPAC).....	\$ 47,594
13.	Diamond Walnut Growers Inc. PAC.....	\$ 42,036
14.	Indiana Farm Bureau Inc. Elect PAC Inc.....	\$ 40,681
15.	Dairymen Inc. - Georgia Cmte for Political Action (DI-GCFPA)\$	32,794
16.	U.S. Burley Producers Association Inc. PAC.....	\$ 29,612
17.	Raisin Bargaining Association Federal PAC.....	\$ 28,920
18.	Gold Kist Political Action for Farmers Inc.....	\$ 27,350
19.	Dairymen Inc. - Tennessee Cmte for Pol. Action (DI-TCFPA)...	\$ 26,050
20.	Milk Marketing Inc. PAC.....	\$ 25,674
21.	Farmer's Rice Cooperative Fund.....	\$ 22,400
22.	Dairymen Inc. - Kentucky Cmte for Political Action.....	\$ 21,816
23.	Sunsweet Growers INC PAC.....	\$ 21,221
24.	Community Federal Savings & Loan PAC.....	\$ 21,149
25.	Florida Citrus Mutual PAC Inc.....	\$ 19,204
26.	Dairymen Inc. - N. Carolina Cmte for Pol. Action (DI-NCCFPA)\$	18,051
27.	Agri-Mark Inc. PAC (AGRI-PAC).....	\$ 17,800
28.	Dairymen Inc. - Virginia for Political Action (DI-VCFPA)...	\$ 17,105
29.	Dairymen Inc. - Louisiana Cmte for Pol. Action (DI-LCFPA)...	\$ 16,254
30.	Michigan Milk PAC.....	\$ 15,360
31.	Tri/Valley Growers for Responsible Government.....	\$ 15,025
32.	Dairymen Inc. - Pennsylvania Committee for Political Action.\$	13,640
33.	Farmers Union Central Exchange Inc. PAC (CENEXFAC).....	\$ 12,476
34.	Agway Inc. Political Action Committee.....	\$ 11,759
35.	American Rice, Inc. PAC.....	\$ 11,500
36.	Dairymen Inc. - Mississippi Cmte for Pol. Action (DI-MCFPA)...	\$ 9,382
37.	Rice Growers Association of California PAC.....	\$ 7,600
38.	Plains Cotton Cooperative Association Employees PAC.....	\$ 7,134
39.	Darigold PAC (formerly N. Pacific Dairymen's Coop. Trust)...	\$ 7,125
40.	Political Action Trust PAC (PAT-PAC).....	\$ 6,825
41.	California Association of Winegrape Growers PAC (CAWG-PAC)...	\$ 5,716
42.	National Grape Co-operative Association Inc/Walch Foods Inc.\$	5,250
43.	Political Action Committee Assn of Mid-States Terminals.....	\$ 4,874
44.	Golden Gem Growers PAC.....	\$ 3,450
45.	Citrus Central Inc. Cooperative Growers PAC (CITRUS-PAC)...	\$ 2,535
46.	Allied Grape PAC.....	\$ 2,150
47.	Michigan Blueberry Growers Association PAC.....	\$ 2,080
48.	Lindsay Olive Growers PAC.....	\$ 1,200
49.	AG Processing Inc. Political Action Committee, AGPAC.....	\$ 1,009
50.	Coble Dairy Products Cooperative Inc. PAC.....	\$ 1,000

88080203474

COOPERATIVE PAC'S

TOP 50 CONTRIBUTORS TO FEDERAL CANDIDATES

1.	Committee for Thorough Agricultural Political Education of Associated Milk Producers, Inc. (C-TAPE).....	\$ 887,200
2.	Mid-America Dairymen Inc. Agricultural & Dairy Educational Political Trust - ADEPT.....	\$ 467,000
3.	Dairymen Inc. - Special Political Agricultural Community Education (DI-SPACE).....	\$ 231,688
4.	American Crystal Sugar PAC.....	\$ 203,112
5.	Land O'Lake Inc. PAC.....	\$ 88,350
6.	Sunkist Growers, Inc. PAC.....	\$ 81,300
7.	CF Industries, Inc., PAC.....	\$ 75,425
8.	Southern Minnesota Sugar Cooperative PAC.....	\$ 69,053
9.	Farmland Industries PAC (FARMLAND/PAC).....	\$ 61,750
10.	Cooperative of Amer. Physicians Fed. Action Cmts (CAP/PAC)...	\$ 54,200
11.	Minn-Dak Farmers Cooperative PAC (MDFPAC).....	\$ 34,800
12.	Indiana Farm Bureau Inc. Elect PAC Inc.....	\$ 33,139
13.	Dairymen Inc. - Georgia Cmts for Political Action (DI-GCFPA)\$	\$ 27,850
14.	Milk Marketing Inc. PAC.....	\$ 25,270
15.	Dairymen Inc. - Tennessee Cmts for Pol. Action (DI-TCFPA)...	\$ 24,050
16.	Raisin Bargaining Association Federal PAC.....	\$ 23,800
17.	Gold Kist Political Action for Farmers Inc.....	\$ 23,650
18.	Diamond Walnut Growers Inc. PAC.....	\$ 21,156
19.	Dairymen Inc. - Kentucky Cmts for Political Action.....	\$ 18,950
20.	Florida Citrus Mutual PAC Inc.....	\$ 18,150
21.	Farmer's Rice Cooperative Fund.....	\$ 17,880
22.	Agri-Mark Inc. PAC (AGRI-PAC).....	\$ 17,800
23.	Dairymen Inc. - N. Carolina Cmts for Pol. Action (DI-NCFFPA)\$	\$ 17,775
24.	Dairymen Inc. - Louisiana Cmts for Pol. Action (DI-LCFPA)...	\$ 16,000
25.	Michigan Milk PAC.....	\$ 15,160
26.	Dairymen Inc. - Pennsylvania Committee for Political Action.\$	\$ 12,600
27.	Sunwest Growers INCIPAC.....	\$ 12,243
28.	Farmers Union Central Exchange Inc. PAC (CENEXPAC).....	\$ 10,400
29.	Dairymen Inc. - Virginia for Political Action (DI-VCFFPA)....	\$ 9,650
30.	Tri/Valley Growers for Responsible Government.....	\$ 8,200
31.	Agway Inc. Political Action Committee.....	\$ 7,950
32.	Dairymen Inc. - Mississippi Cmts for Pol. Action (DI-MCFPA)...	\$ 7,750
33.	Political Action Trust PAC (PAT-PAC).....	\$ 7,525
34.	Darigold PAC (formerly N. Pacific Dairymen's Coop. Trust)...	\$ 7,125
35.	American Rice, Inc. PAC.....	\$ 6,500
36.	Rice Growers Association of California PAC.....	\$ 6,100
37.	National Grape Co-operative Association Inc/Walch Foods Inc., a Cooperative PAC.....	\$ 5,250
38.	Community Federal Savings & Loan PAC.....	\$ 3,484
39.	California Association of Winegrape Growers PAC (CAWG-PAC)...	\$ 3,395
40.	Plains Cotton Cooperative Association Employees PAC.....	\$ 1,247
41.	Lindsey Olive Growers PAC.....	\$ 1,200
42.	Coble Dairy Products Cooperative Inc. PAC.....	\$ 1,000
43.	Cooperative Power Association PAC (CO-OP POWER PAC).....	\$ 850
44.	Valley Fig Growers PAC.....	\$ 707
45.	AG Processing Inc. Political Action Committee, AGPAC.....	\$ 700
46.	Allied Grape PAC.....	\$ 600
46.	Michigan Blueberry Growers Association PAC.....	\$ 600
46.	U.S. Burley Producers Association Inc. PAC.....	\$ 600
49.	Minnesota Pock PAC.....	\$ 550
50.	California Tomato Growers Association PAC.....	\$ 250

88080203475

CORPORATION WITHOUT STOCK PAC'S

TOP 50 MONEY RAISERS

1.	Council for National Defense Inc.....	\$1,233,644
2.	Commodity Futures Political Fund of the Chicago Mercantile Exchange.....	\$1,114,434
3.	Aircraft Owners & Pilots Association PAC.....	\$ 942,049
4.	American Academy of Ophthalmology Inc. Pol. Cmte (OPHTHPAC).....	\$ 330,322
5.	Handgun Control Inc. PAC (HCI PAC).....	\$ 299,038
6.	Conservatives for Hope & Opportunity (formerly Conservative Opportunity Society).....	\$ 218,167
7.	Massachusetts Mutual Life Insurance Co. PAC.....	\$ 195,638
8.	Akin Gump Strauss Hauer & Feld Civic Action Committee.....	\$ 177,724
9.	National Good Government Fund.....	\$ 170,015
10.	Health & People PAC of Blue Cross & Blue Shield of Michigan.....	\$ 163,218
11.	Equitable Financial Services PAC (EQUI-PAC).....	\$ 162,011
12.	Trammell Crow Partners Political Committee.....	\$ 123,513
13.	Mutual Life Insurance Co. of New York Money PAC.....	\$ 123,253
14.	Connecticut Mutual Life Insurance Co. PAC (CM PAC/CML PAC).....	\$ 100,475
15.	California Almond Growers Exchange PAC.....	\$ 96,083
16.	Corporation for the Advancement of Psychiatry PAC (CAPPAC).....	\$ 95,684
17.	New York Life PAC - Federal Fund.....	\$ 88,792
18.	Kutak Rock & Campbell PAC.....	\$ 83,500
19.	New England Mutual Life Insurance Co. PAC (NELPAC).....	\$ 66,667
20.	John Hancock Mutual Life Insurance Company.....	\$ 55,499
21.	Asian Indian Political Action Committee.....	\$ 55,219
22.	National Women's Political Caucus Campaign Support Cmte.....	\$ 54,192
23.	Michigan Farm Bureau PAC.....	\$ 50,131
24.	FIRSTSOUTH Federal Savings & Loan Assn PAC - SOUTH PAC (FED).....	\$ 48,206
25.	Washington Mutual PAC (WMPAC).....	\$ 46,078
26.	Glendale Fed. Savings Assn Committee to Improve Our Nation.....	\$ 45,731
27.	Northwestern Mutual Life Insurance Co. PAC.....	\$ 44,694
28.	Buchanan Ingersoll Professional Corp. Cmte for Effective Gov't (BIPC PAC).....	\$ 43,602
29.	Acacia Mutual PAC.....	\$ 41,488
30.	UNIONMUTUAL Political Action Committee.....	\$ 40,167
31.	Eagle Forum PAC.....	\$ 38,602
32.	Guardian Life Insurance Co. of America PAC.....	\$ 37,903
33.	Phoenix Mutual Life Insurance Co. PAC (PML-PAC).....	\$ 36,565
34.	Broward Federal Savings & Loan Association PAC.....	\$ 36,300
35.	Mayor Washington Federal Fund.....	\$ 33,499
36.	Standard Insurance Co. PAC (STAN-PAC).....	\$ 33,144
37.	Dorsey Political Fund.....	\$ 32,238
38.	SBCA-PAC Inc. (Small Business Council of America PAC Inc.).....	\$ 31,800
39.	Mutual Benefit Life Federal PAC.....	\$ 27,653
40.	Aid Association for Lutherans PAC.....	\$ 27,206
41.	Gem Savings Association PAC.....	\$ 26,234
42.	State Mutual Life Assurance Federal PAC.....	\$ 24,338
43.	Commercial Federal Savings & Loan Association PAC.....	\$ 23,312
44.	TCF Employees PAC.....	\$ 23,091
45.	Van Ness, Feldman, Sutcliffe & Curtis PAC.....	\$ 22,526
46.	Blue Cross & Blue Shield United of Wisconsin PAC.....	\$ 22,360
47.	Home Federal Savings and Loan Association-HOMEPAC.....	\$ 20,970
48.	Anchor Officials Nonpartisan PAC.....	\$ 19,520
49.	American United Life Insurance Company PAC.....	\$ 19,364
50.	CW Transport PAC.....	\$ 18,845

88080203476

CORPORATION WITHOUT STOCK PAC'S

TOP 50 SPENDERS

1.	Council for National Defense Inc.....	\$1,265,050
2.	Aircraft Owners & Pilots Association PAC.....	\$ 846,435
3.	Commodity Futures Political Fund of the Chicago Mercantile Exchange.....	\$ 531,269
4.	Handgun Control Inc. PAC (HCI PAC).....	\$ 325,687
5.	American Academy of Ophthalmology Inc. Pol. Cate (OPHTHPAC).....	\$ 220,157
6.	Conservatives for Hope & Opportunity (formerly Conservative Opportunity Society).....	\$ 212,391
7.	Massachusetts Mutual Life Insurance Co. PAC.....	\$ 190,401
8.	Akin Gump Strause Hauer & Feld Civic Action Committee.....	\$ 171,640
9.	National Good Government Fund.....	\$ 168,613
10.	Health & People PAC of Blue Cross & Blue Shield of Michigan.....	\$ 159,517
11.	Mutual Life Insurance Co. of New York Money PAC.....	\$ 127,501
12.	Equitable Financial Services PAC (EQUI-PAC).....	\$ 118,727
13.	Trammell Crow Partners Political Committee.....	\$ 97,911
14.	New York Life PAC - Federal Fund.....	\$ 90,055
15.	California Almond Growers Exchange PAC.....	\$ 88,423
16.	FIRSTSOUTH Federal Savings & Loan Assn PAC - SOUTHPAC (FED).....	\$ 78,327
17.	Eagle Forum PAC.....	\$ 63,286
18.	New England Mutual Life Insurance Co. PAC (NELPAC).....	\$ 62,211
19.	Kutak Rock & Campbell PAC.....	\$ 57,532
20.	Asian Indian Political Action Committee.....	\$ 55,299
21.	Connecticut Mutual Life Insurance Co. PAC (CM PAC/OHL PAC).....	\$ 54,289
22.	National Woman's Political Caucus Campaign Support Cate.....	\$ 54,041
23.	Glandale Fed. Savings Assn Committee to Improve Our Nation.....	\$ 53,350
24.	John Hancock Mutual Life Insurance Company.....	\$ 52,496
25.	Commodity Exchange, Inc. PAC (COMEPAC).....	\$ 50,600
26.	Corporation for the Advancement of Psychiatry PAC (CAPPAC).....	\$ 46,469
27.	Northwestern Mutual Life Insurance Co. PAC.....	\$ 45,319
28.	Mayor Washington Federal Fund.....	\$ 43,755
29.	Michigan Farm Bureau PAC.....	\$ 42,877
30.	Dorsey Political Fund.....	\$ 42,517
31.	Acacia Mutual PAC.....	\$ 36,664
32.	Washington Mutual PAC (WMPAC).....	\$ 35,501
33.	Broward Federal Savings & Loan Association PAC.....	\$ 34,637
34.	Buchanan Ingersoll Professional Corp. Cate for Effective Gov't (BIPC PAC).....	\$ 34,014
35.	Railroad Retirement Assn PAC (RRA-PAC).....	\$ 32,153
36.	Guardian Life Insurance Co. of America PAC.....	\$ 30,846
37.	Savings & Loan PAC.....	\$ 28,984
38.	Gen Savings Association PAC.....	\$ 26,956
39.	Aid Association for Lutherans PAC.....	\$ 26,776
40.	Standard Insurance Company PAC (STAN-PAC).....	\$ 25,524
41.	Anchor Officials Nonpartisan PAC.....	\$ 24,581
42.	Phoenix Mutual Life Insurance Co. PAC (PML-PAC).....	\$ 24,258
43.	Mutual Benefit Life Federal PAC.....	\$ 23,733
44.	TCF Employees PAC.....	\$ 22,273
45.	UNIONMUTUAL Political Action Committee.....	\$ 21,207
46.	Home Federal Savings and Loan Association-HOMEFAC.....	\$ 20,900
47.	Van Ness, Feldman, Sutcliffe & Curtis PAC.....	\$ 20,482
48.	State Mutual Life Assurance Federal PAC.....	\$ 19,873
49.	Blue Cross & Blue Shield United of Wisconsin PAC.....	\$ 19,840
50.	First Federal Savings Bank Political Action Committee.....	\$ 18,731

88080203477

CORPORATION WITHOUT STOCK PAC'S
TOP 50 CONTRIBUTORS TO FEDERAL CANDIDATES

1. Commodity Futures Political Fund of the Chicago Mercantile Exchange.....	\$ 323,950
2. Aircraft Owners & Pilots Association PAC.....	\$ 236,630
3. American Academy of Ophthalmology Inc. Pol. Cmts (OPHTHPAC).....	\$ 216,150
4. Council for National Defense Inc.....	\$ 145,528
5. Massachusetts Mutual Life Insurance Co. PAC.....	\$ 130,875
6. Akin Gump Strauss Hauer & Feld Civic Action Committee.....	\$ 129,271
7. National Good Government Fund.....	\$ 121,275
8. Equitable Financial Services PAC (EQUI-PAC).....	\$ 94,100
9. New York Life PAC - Federal Fund.....	\$ 74,480
10. Handgun Control Inc. PAC (HCI PAC).....	\$ 73,150
11. California Almond Growers Exchange PAC.....	\$ 62,000
12. Mutual Life Insurance Co. of New York Mory PAC.....	\$ 61,825
13. Trammell Crow Partners Political Committee.....	\$ 61,150
14. Connecticut Mutual Life Insurance Co. PAC (CM PAC/CML PAC).....	\$ 53,350
15. Rutak Rock & Campbell PAC.....	\$ 49,632
16. Commodity Exchange, Inc. PAC (COMEPAC).....	\$ 46,950
17. New England Mutual Life Insurance Co. PAC (NELPAC).....	\$ 46,450
18. Corporation for the Advancement of Psychiatry PAC (CAPAPAC).....	\$ 45,319
19. Glendale Fed. Savings Assn Committee to Improve Our Nation.....	\$ 43,950
20. Acacia Mutual PAC.....	\$ 37,800
21. Eagle Forum PAC.....	\$ 31,036
22. Railroad Retirement Assn PAC (RRA-PAC).....	\$ 30,900
23. John Hancock Mutual Life Insurance Company.....	\$ 30,800
24. Asian Indian Political Action Committee.....	\$ 21,500
25. Guardian Life Insurance Co. of America PAC.....	\$ 21,200
26. Mutual Benefit Life Federal PAC.....	\$ 19,483
27. SBCA-PAC Inc. (Small Business Council of America PAC Inc.).....	\$ 17,255
28. Butler & Binion Political Fund.....	\$ 16,085
29. Kellwood Employees Political Action Committee.....	\$ 16,000
30. Van Ness, Feldman, Sutcliffe & Curtis PAC.....	\$ 14,927
31. CW Transport Political Action Committee.....	\$ 14,400
32. Northwestern Mutual Life Insurance Co. PAC.....	\$ 13,674
33. UNIONMUTUAL Political Action Committee.....	\$ 13,500
34. Aid Association for Lutherans PAC.....	\$ 13,390
35. Higher Education Management & Resources Foundation PAC (HEMAR-PAC).....	\$ 9,684
36. Washington Mutual PAC (WMPAC).....	\$ 9,625
37. State Mutual Life Assurance Federal PAC.....	\$ 8,900
38. National Women's Political Caucus Campaign Support Cmts.....	\$ 8,150
39. Mayor Washington Federal Fund.....	\$ 8,120
40. Swidler, Berlin & Stralow PAC.....	\$ 8,000
41. Phoenix Mutual Life Insurance Co. PAC (PML-PAC).....	\$ 7,925
42. Broward Federal Savings & Loan Association PAC.....	\$ 7,725
43. Fidelity Mutual Life Insurance Co.-Fidelity Mutual Group Inc. Federal PAC.....	\$ 7,418
44. Illinois Federation for Right to Life PAC.....	\$ 7,117
45. Desert Grape Growers League of California PAC.....	\$ 7,050
46. Home Federal Savings & Loan Association - HOMEPAAC.....	\$ 7,000
47. Anchor Officials Nonpartisan Political Action Committee.....	\$ 6,650
48. California Federal Political Action Committee.....	\$ 6,120
49. American Society of Cataract & Refractive Surgery PAC (aka EYEPAC).....	\$ 6,000
50. Michigan Farm Bureau PAC.....	\$ 5,830

8 8 0 8 0 2 0 3 4 7 8