

FEDERAL ELECTION COMMISSION



Press Office
 999 E Street, N.W., Washington, D.C. 20463
 Phone: Local 376-3155 Toll Free 800-424-9530

FOR RELEASE: SUNDAY
 MAY 10, 1987

CONTACT: FRED ETLAND
 SHARON SNYDER
 KAREN FINUCAN

1986 CONGRESSIONAL SPENDING TOPS \$450 MILLION

WASHINGTON — Congressional spending in last year's elections exceeded \$450 million, an increase of 20% over 1984 spending. The Federal Election Commission's preliminary report on the 1985-86 election cycle shows that Senate candidates raised \$214 million and spent \$211 million, an increase of 24% over 1984 totals. House candidates raised \$257 million and spent \$239 million, an increase of 17% over 1984. Unlike the '84 campaigns, there were numerous "open seat" races in the House in 1986, due to retirements and House members seeking other elective offices. This factor accounts for much of the increased financial activity and was a major reason for reduced House spending in the '84 contests.

Summary figures for several election cycles appear below:

	<u>1985-86</u>	<u>1983-84</u>	<u>1981-82</u>	<u>1979-80</u>	<u>1977-78</u>
No. of Candidates	1868	2036	2240	2288	1909
Receipts	\$ 471.4	\$ 397.2	\$ 354.7	\$ 248.8	\$ 199.4
Expenditures	\$ 450.0	\$ 374.1	\$ 342.4	\$ 239.0	\$ 194.8

(Figures in millions of dollars.)

PAC contributions totalled \$132.2 million, or 28% of receipts. They represented a larger share of total House campaign receipts at \$87.2 million or 34%, than of total Senate receipts, where they totalled \$45 million, or 21%.

	<u>1985-86</u>		<u>1983-84</u>		<u>1981-82</u>		<u>1979-80</u>		<u>1977-78</u>	
Total	\$ 132.2	28%	\$ 105.3	26%	\$ 83.6	24%	\$ 55.2	22.0%	\$ 34.1	17%
Senate	\$ 45.0	21%	\$ 29.7	17%	\$ 22.5	16%	\$ 17.3	16.5%	\$ 9.7	11%
House	\$ 87.2	34%	\$ 75.7	34%	\$ 61.1	29%	\$ 37.9	26.0%	\$ 24.4	21%

(Figures in millions of dollars.)

An important difference between 1986 and 1984 lies in an analysis of winning House races, for it is there that a large increase in spending can be found.

Statistics on winning campaigns for several election cycles are as follows:

	<u>SENATE</u>						<u>HOUSE</u>					
	<u>1985-86</u>	<u>1983-84</u>	<u>1981-82</u>	<u>1979-80</u>	<u>1977-78</u>	<u>1975-76</u>	<u>1985-86</u>	<u>1983-84</u>	<u>1981-82</u>	<u>1979-80</u>	<u>1977-78</u>	<u>1975-76</u>
Raised	\$106.8	\$100.9	\$ 70.7	\$ 41.7	\$ 43.0	\$ 21.0	\$173.3	\$144.8	\$123.1	\$ 86.0	\$ 60.0	\$ 42.5
Spent	\$104.0	\$ 97.5	\$ 68.2	\$ 40.0	\$ 42.3	\$ 20.1	\$155.4	\$127.0	\$114.7	\$ 78.0	\$ 55.6	\$ 38.0
PAC \$	\$ 28.2	\$ 20.0	\$ 15.6	\$ 10.2	\$ 6.0	\$ 3.1	\$ 72.7	\$ 59.5	\$ 42.7	\$ 27.0	\$ 17.0	\$ 10.9

(Figures in millions of dollars)

-more-

88080203445

Independent expenditures spent on behalf of or against 1986 Congressional campaigns totalled \$ 8.5 million.

	FOR	AGAINST	TOTAL
Senate	\$ 3,724,576	\$ 751,607	\$ 4,476,183
Democrats	\$ 958,808	\$ 445,984	\$ 1,404,792
Republicans	\$ 2,765,768	\$ 305,623	\$ 3,071,391
House	\$ 3,676,347	\$ 322,871	\$ 4,009,218
Democrats	\$ 2,366,183	\$ 212,745	\$ 2,578,928
Republicans	\$ 1,303,862	\$ 120,028	\$ 1,423,890
Total	\$ 7,400,923	\$ 1,084,478	\$ 8,485,401

Information on the following pages provides summary details for sources of monies raised by campaigns according to party affiliation and candidate status. The fifty largest campaigns are also listed. The last table gives information on the financial activity for Senate candidates in the general election over a six year period.

The FEC Reports on Financial Activity, 1985-86: U.S. Senate and House Campaigns, Final Report will be published in the Fall of 1987, with an entire volume outlining the financing for each candidate's campaign.

8 8 0 8 0 2 0 3 4 4 6

The following notes should be read in conjunction with the tables contained in this release:


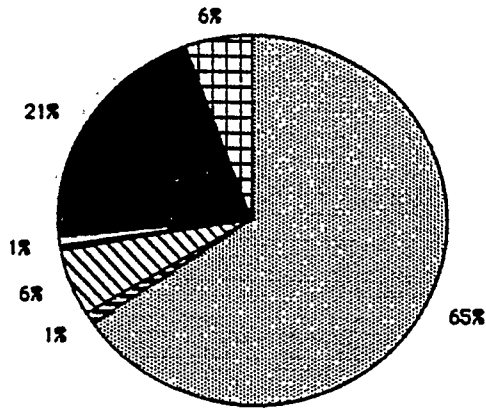
- 1) Net receipt and disbursement figures are total receipts and disbursements, (as reported by the campaigns), minus any money transferred between committees within a campaign.
- 2) Non-Party Contributions columns contain PAC contribution information as reported by PAC's . (Previous FEC releases on the 1985-86 elections used summary figures reported by the candidates' campaigns.) The figures cited in this release are more accurate and are comparable to those used in previous cycles.
- 3) Caution should be used when trying to interpret data on candidate contributions and candidate loans. Variations in reporting may cause these fields to be inflated since loans which have been forgiven often appear in both columns. Any attempt to determine the total amount of financial support by candidates for their own campaigns should include a detailed examination of all reports filed by the campaigns in question.
- 4) Latest cash-on-hand figures are as of December 31, 1986, or the last report filed by the candidate's campaign.
- 5) Major party expenditures are monies spent by the National and State party committees of the two major parties on behalf of their candidates in the general election ONLY. There are limits on what the parties may spend. These expenditures are in addition to direct contributions.
- 6) Open Seat Races are those in which the incumbent did not seek re-election.
- 7) Receipts and Disbursements columns on the table for Senate activity over a six-year period are net of transfers between committees within the Senate campaigns. The transfer column includes proceeds from joint fundraising activities and amounts transferred from committees authorized by the candidate for a different federal office, e.g. House.

88090203447


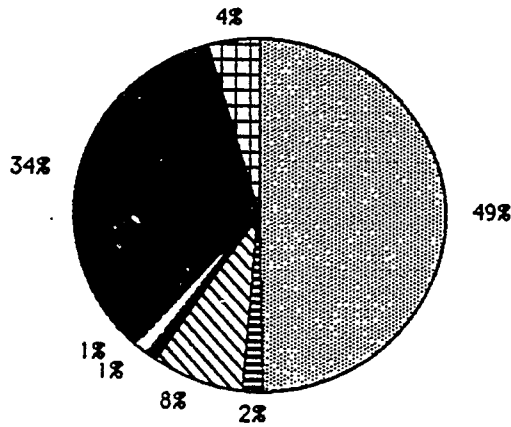
U.S. SENATE AND HOUSE CAMPAIGNS
1985-1986

Sources of Receipts
January 1, 1985 - December 31, 1986
(All Congressional Campaigns)

SENATE



HOUSE



88080203420

1985-86 Financial Activity of All Congressional Campaigns

	<u>Number</u>	<u>Net Receipts</u>	<u>Individual Contributions</u>	<u>Non Party Contributions</u>	<u>Party Contributions</u>	<u>Candidate Contributions</u>	<u>Candidate Loans</u>
<u>DATE</u>	<u>262</u>	<u>\$214,021,333</u>	<u>\$139,928,696</u>	<u>\$44,999,304</u>	<u>\$1,351,361</u>	<u>\$1,874,413</u>	<u>\$12,884,200</u>
democrats	127	\$91,775,796	\$56,051,500	\$20,001,296	\$631,002	\$441,057	\$9,756,667
Incumbent	9	\$26,290,465	\$17,500,593	\$7,277,444	\$111,028	\$80,025	\$375,250
Challenger	75	\$40,419,960	\$22,694,953	\$7,944,268	\$370,303	\$225,800	\$6,974,141
Open Seat	43	\$25,065,371	\$15,855,954	\$4,779,584	\$149,671	\$135,232	\$2,407,276
republicans	92	\$122,194,367	\$83,829,250	\$24,997,049	\$720,359	\$1,432,510	\$3,127,533
Incumbent	18	\$64,012,012	\$43,589,710	\$16,346,957	\$357,562	\$1,500	\$0
Challenger	46	\$26,516,261	\$19,948,371	\$2,177,580	\$197,369	\$246,393	\$2,027,011
Open Seat	28	\$31,666,094	\$20,291,169	\$6,472,512	\$165,428	\$1,184,617	\$1,100,522
others	43	\$51,170	\$47,946	\$959	\$0	\$846	\$0
<u>HOUSE</u>	<u>1606</u>	<u>\$257,427,627</u>	<u>\$127,474,735</u>	<u>\$87,178,961</u>	<u>\$3,688,788</u>	<u>\$5,494,938</u>	<u>\$20,394,463</u>
democrats	841	\$139,500,941	\$63,308,649	\$54,631,391	\$1,066,610	\$2,984,769	\$10,036,093
Incumbent	235	\$83,732,001	\$35,721,951	\$40,962,642	\$375,939	\$511,080	\$1,105,317
Challenger	430	\$25,533,843	\$13,024,596	\$6,652,409	\$473,293	\$1,095,461	\$3,446,944
Open Seat	176	\$30,235,097	\$14,562,102	\$7,016,340	\$217,378	\$1,378,228	\$5,483,832
republicans	596	\$117,635,274	\$64,101,283	\$32,542,920	\$2,622,178	\$2,333,379	\$10,323,977
Incumbent	161	\$65,901,124	\$35,552,650	\$24,864,949	\$1,093,555	\$112,165	\$528,467
Challenger	319	\$23,608,139	\$13,204,213	\$2,434,449	\$885,396	\$1,315,244	\$4,817,088
Open Seat	116	\$28,126,011	\$15,344,420	\$5,243,522	\$643,227	\$905,970	\$4,978,422
others	169	\$291,412	\$64,803	\$4,650	\$0	\$176,790	\$34,393
<u>PRIMARY</u>							
democrats	968	\$231,276,737	\$119,360,149	\$74,632,687	\$1,697,612	\$3,425,826	\$19,792,760
republicans	688	\$239,829,641	\$147,930,533	\$57,539,969	\$3,342,537	\$3,765,889	\$13,451,510
others	212	\$342,582	\$112,749	\$5,609	\$0	\$177,636	\$34,393
Incumbents	423	\$239,935,602	\$132,364,904	\$89,451,992	\$1,938,084	\$704,770	\$2,009,034
Challengers	870	\$116,078,203	\$68,872,133	\$19,208,706	\$1,926,361	\$2,882,898	\$17,265,184
Open Seats	363	\$115,092,573	\$66,053,645	\$23,511,958	\$1,175,704	\$3,604,047	\$13,970,052
<u>Grand Total</u>	<u>1868</u>	<u>\$471,448,960</u>	<u>\$267,403,431</u>	<u>\$132,178,265</u>	<u>\$5,040,149</u>	<u>\$7,369,351</u>	<u>\$33,278,663</u>

(January 1, 1985 - December 31, 1986)

88080203421

1985-86 Financial Activity of All Congressional Campaigns

	<u>Other Loans</u>	<u>Miscellaneous Receipts</u>	<u>Net Disbursements</u>	<u>Ending Cash on Hand</u>	<u>Party Expenditures</u>	<u>Independent For</u>	<u>Expenditures Against</u>
SENATE	\$923,651	\$12,059,708	\$211,082,021	\$10,793,012	\$14,213,103	\$3,724,576	\$751,607
Democrats	\$308,022	\$4,586,252	\$88,884,265	\$4,247,943	\$4,116,745	\$958,808	\$445,984
Incumbent	\$1,000	\$945,125	\$24,414,413	\$3,120,474	\$1,327,768	\$202,851	\$198,120
Challenger	\$46,450	\$2,164,045	\$39,779,421	\$714,744	\$1,946,703	\$676,976	\$43,236
Open Seat	\$260,572	\$1,477,082	\$24,690,431	\$412,725	\$842,274	\$78,981	\$204,628
Republicans	\$615,629	\$7,472,037	\$122,148,362	\$6,542,075	\$10,101,358	\$2,765,768	\$305,623
Incumbent	\$100,000	\$3,616,283	\$64,781,363	\$5,726,223	\$4,896,365	\$1,295,365	\$234,983
Challenger	\$283,317	\$1,636,220	\$26,204,188	\$341,142	\$3,494,442	\$225,366	\$70,035
Open Seat	\$232,312	\$2,219,534	\$31,162,811	\$474,710	\$1,710,551	\$1,245,037	\$605
Others	\$0	\$1,419	\$49,394	\$2,994		\$0	\$0
HOUSE	\$1,920,437	\$11,275,305	\$238,967,156	\$49,447,419	\$6,051,751	\$3,676,347	\$332,871
Democrats	\$1,542,862	\$5,930,567	\$128,378,639	\$29,029,929	\$1,847,712	\$2,366,183	\$212,745
Incumbent	\$594,036	\$4,461,036	\$73,380,722	\$28,077,115	\$583,324	\$1,347,378	\$201,329
Challenger	\$185,487	\$655,653	\$25,308,685	\$358,670	\$810,759	\$203,476	\$2,801
Open Seat	\$763,339	\$813,878	\$29,689,232	\$594,144	\$453,629	\$815,329	\$8,615
Republicans	\$376,975	\$5,334,562	\$110,312,250	\$20,410,443	\$4,204,039	\$1,303,862	\$120,028
Incumbent	\$85,555	\$3,663,783	\$59,054,984	\$19,704,941	\$1,466,778	\$400,743	\$20,629
Challenger	\$198,820	\$752,929	\$23,441,925	\$346,314	\$1,323,886	\$622,589	\$216
Open Seat	\$92,600	\$917,850	\$27,815,441	\$359,188	\$1,413,375	\$280,530	\$99,183
Others	\$600	\$10,176	\$276,267	\$7,047	\$0	\$6,302	\$98
SUMMARY							
Democrats	\$1,850,884	\$10,516,819	\$217,262,904	\$33,277,872	\$5,964,457	\$3,324,991	\$658,729
Republicans	\$992,604	\$12,806,599	\$232,460,612	\$26,952,518	\$14,305,397	\$4,069,630	\$425,651
Other	\$600	\$11,595	\$325,661	\$10,041	\$0	\$6,302	\$98
Incumbents	\$780,591	\$12,686,227	\$221,631,482	\$56,628,753	\$8,274,235	\$3,246,337	\$655,061
Challengers	\$714,074	\$5,208,847	\$114,734,119	\$1,760,870	\$7,575,790	\$1,728,407	\$116,288
Open Seats	\$1,348,823	\$5,428,344	\$113,357,915	\$1,840,767	\$4,419,829	\$2,419,877	\$313,031
Grand Total	\$2,844,088	\$23,335,013	\$450,049,177	\$60,240,431	\$20,269,854	\$7,400,923	\$1,084,478

(January 1, 1985 - December 31, 1986)

88080203422

Financial Activity of 1986 General Election Candidates

	<u>Number</u>	<u>Net Receipts</u>	<u>Individual Contributions</u>	<u>Non Party Contributions</u>	<u>Party Contributions</u>	<u>Candidate Contributions</u>	<u>Candidate Loans</u>
SENATE	103	\$185,533,316	\$125,047,756	\$44,252,051	\$1,329,218	\$145,960	\$3,752,109
Democrat	37	\$77,251,238	\$50,575,945	\$19,644,347	\$612,359	\$112,525	\$1,975,835
Incumbent	9	\$26,290,465	\$17,500,593	\$7,277,444	\$111,028	\$80,025	\$375,250
Challenger	18	\$30,788,425	\$20,031,751	\$7,731,497	\$351,660	\$31,450	\$518,585
Open Seat	7	\$20,172,348	\$13,043,601	\$4,635,406	\$149,671	\$1,050	\$1,082,000
Republican	34	\$108,232,667	\$74,424,635	\$24,606,489	\$716,859	\$32,589	\$1,776,274
Incumbent	18	\$64,012,012	\$43,589,710	\$16,346,957	\$357,562	\$1,500	\$0
Challenger	9	\$16,879,483	\$13,013,571	\$1,887,708	\$193,869	\$20,352	\$1,181,274
Open Seat	7	\$27,341,172	\$17,821,354	\$6,371,824	\$165,428	\$10,737	\$595,000
Other	31	\$49,411	\$47,176	\$1,215	\$0	\$846	\$0
HOUSE	963	\$229,007,778	\$113,509,851	\$85,055,019	\$3,621,041	\$2,667,440	\$12,544,222
Democrat	427	\$124,126,576	\$55,842,823	\$53,278,955	\$1,054,523	\$1,585,407	\$5,925,166
Incumbent	235	\$83,732,001	\$35,721,951	\$40,962,642	\$375,939	\$511,080	\$1,105,317
Challenger	147	\$21,268,905	\$10,925,035	\$6,396,244	\$469,473	\$532,136	\$2,343,705
Open Seat	45	\$19,125,670	\$9,195,837	\$5,920,069	\$209,111	\$542,191	\$2,476,144
Republican	383	\$104,624,079	\$57,623,111	\$31,772,664	\$2,566,518	\$912,739	\$6,584,663
Incumbent	160	\$65,491,128	\$35,305,103	\$24,701,959	\$1,086,677	\$112,165	\$528,467
Challenger	182	\$20,139,659	\$11,589,847	\$2,341,037	\$877,022	\$603,558	\$4,015,411
Open Seat	41	\$18,993,292	\$10,728,161	\$4,729,668	\$602,819	\$197,016	\$2,040,785
Other	153	\$257,123	\$43,917	\$3,400	\$0	\$169,294	\$34,393
SUMMARY							
Democrats	464	\$201,377,814	\$106,418,768	\$72,923,302	\$1,666,882	\$1,697,932	\$7,901,001
Republicans	417	\$212,856,746	\$132,047,746	\$56,379,153	\$3,283,377	\$945,328	\$8,360,937
Other	184	\$306,534	\$91,093	\$4,615	\$0	\$170,140	\$34,393
Incumbents	422	\$239,525,606	\$132,117,357	\$89,289,002	\$1,931,206	\$704,770	\$2,009,034
Challengers	356	\$89,076,472	\$55,560,204	\$18,356,486	\$1,892,024	\$1,187,496	\$8,058,975
Open Seats	100	\$85,632,482	\$50,788,953	\$21,656,967	\$1,127,029	\$750,994	\$6,193,929
Grand Total	1065	\$414,541,094	\$238,557,607	\$129,307,070	\$4,950,259	\$2,813,400	\$16,296,331

(Primary and General Election Activity Included: January 1, 1985 - December 31, 1986)

88080203423

Financial Activity of 1986 General Election Candidates

	<u>Other Loans</u>	<u>Miscellaneous Receipts</u>	<u>Net Disbursements</u>	<u>Ending Cash on Hand</u>	<u>Party Expenditures</u>	<u>Independent For</u>	<u>Expenditures Against</u>
<u>Senate</u>	<u>\$538,207</u>	<u>\$10,468,015</u>	<u>\$183,086,719</u>	<u>\$10,240,571</u>	<u>\$14,218,103</u>	<u>\$3,689,143</u>	<u>\$747,989</u>
Democrat	\$160,650	\$4,169,577	\$74,558,705	\$4,005,313	\$4,116,745	\$938,004	\$442,366
Incumbent	\$1,000	\$945,125	\$24,414,413	\$3,120,474	\$1,327,768	\$202,851	\$198,120
Challenger	\$44,450	\$2,079,032	\$30,217,937	\$638,850	\$1,946,703	\$656,695	\$43,236
Open Seat	\$115,200	\$1,145,420	\$19,926,355	\$245,989	\$842,274	\$78,458	\$201,510
Republican	\$377,557	\$6,298,264	\$108,480,400	\$6,232,284	\$10,101,358	\$2,751,139	\$305,123
Incumbent	\$100,000	\$3,616,283	\$64,781,363	\$5,726,223	\$4,896,365	\$1,301,826	\$234,983
Challenger	\$62,757	\$519,952	\$16,845,354	\$54,466	\$3,494,442	\$204,276	\$70,035
Open Seat	\$214,800	\$2,162,029	\$26,853,683	\$451,595	\$1,710,551	\$1,245,037	\$105
Other	\$0	\$174	\$47,614	\$2,974	\$0	\$0	\$0
<u>House</u>	<u>\$1,517,254</u>	<u>\$10,092,951</u>	<u>\$210,873,042</u>	<u>\$48,938,009</u>	<u>\$5,983,617</u>	<u>\$3,634,398</u>	<u>\$233,225</u>
Democrat	\$1,249,670	\$5,190,032	\$113,251,215	\$28,647,083	\$1,821,197	\$2,335,484	\$212,380
Incumbent	\$594,036	\$4,461,036	\$73,380,722	\$28,077,115	\$586,324	\$1,347,378	\$201,329
Challenger	\$160,072	\$442,240	\$21,017,212	\$288,692	\$803,589	\$173,175	\$2,436
Open Seat	\$495,562	\$286,756	\$18,853,281	\$281,276	\$431,284	\$814,931	\$8,615
Republican	\$266,984	\$4,897,400	\$97,374,931	\$20,284,937	\$4,162,420	\$1,298,914	\$20,845
Incumbent	\$85,555	\$3,671,202	\$58,637,539	\$19,693,728	\$1,466,779	\$398,684	\$20,629
Challenger	\$124,629	\$588,155	\$20,021,820	\$278,815	\$1,324,213	\$620,154	\$216
Open Seat	\$56,800	\$638,043	\$18,715,572	\$312,394	\$1,371,428	\$280,076	\$0
Other	\$600	\$5,519	\$246,896	\$5,989	\$0	\$0	\$0
<u>SUMMARY</u>							
Democrats	\$1,410,320	\$9,359,609	\$187,809,920	\$32,652,396	\$5,937,942	\$3,273,488	\$655,246
Republicans	\$644,541	\$11,195,664	\$205,855,331	\$26,517,221	\$14,263,778	\$4,050,053	\$325,968
Other	\$600	\$5,693	\$294,510	\$8,963	\$0	\$0	\$0
Incumbents	\$780,591	\$12,693,646	\$221,214,037	\$56,617,540	\$8,277,236	\$3,250,739	\$655,061
Challengers	\$391,908	\$3,629,379	\$88,102,323	\$1,260,823	\$7,568,947	\$1,654,300	\$115,923
Open Seats	\$882,362	\$4,232,248	\$84,348,891	\$1,291,254	\$4,355,537	\$2,418,502	\$210,230
<u>Grand Total</u>	<u>\$2,055,461</u>	<u>\$20,560,966</u>	<u>\$393,959,761</u>	<u>\$59,178,580</u>	<u>\$20,201,720</u>	<u>\$7,323,541</u>	<u>\$981,214</u>

(Primary and General Election Activity Included: January 1, 1985 - December 31, 1986)

88080203424

Average Disbursements of House General Election Candidates

	1979 -80		1981 -82		1983 -84		1985 -86	
	# of can.	Amount	# of can.	Amount	# of can.	Amount	# of can.	Amount
Won - 60% or more								
Incumbent	279	\$124,818	268	\$202,192	315	\$228,432	333	\$274,766
Challenger	5	\$277,781	5	\$208,639	2	\$385,482	1	\$382,663
Open Seat	13	\$184,350	22	\$398,145	7	\$401,213	15	\$586,276
Won - 55%-59%								
Incumbent	52	\$214,298	52	\$382,177	48	\$390,531	33	\$599,474
Challenger	8	\$316,298	5	\$189,177	2	\$527,876	1	\$854,616
Open Seat	8	\$317,557	13	\$321,145	6	\$427,146	8	\$613,592
Won - less than 55%								
Incumbent	33	\$300,996	38	\$382,998	32	\$495,993	23	\$592,649
Challenger	27	\$322,386	21	\$310,526	17	\$448,447	5	\$457,046
Open Seat	15	\$302,155	15	\$392,739	11	\$508,907	20	\$467,371
Lost - 45% or more								
Incumbent	25	\$269,563	23	\$466,393	15	\$425,449	5	\$541,410
Challenger	35	\$234,577	41	\$234,588	30	\$344,375	22	\$360,714
Open Seat	11	\$173,480	13	\$320,577	9	\$380,370	13	\$509,572
Lost - 40%-44%								
Incumbent	5	\$269,840	4	\$439,399	2	\$553,759	1	\$665,782
Challenger	46	\$168,854	45	\$257,087	48	\$250,318	32	\$313,271
Open Seat	10	\$251,181	11	\$154,273	7	\$377,473	11	\$329,659
Lost - less than 40%								
Incumbent	4	\$332,397	2	\$424,769	--	--	--	--
Challenger	171	\$48,413	172	\$84,038	187	\$71,430	205	\$91,965
Open Seat	18	\$81,187	28	\$195,305	11	\$116,669	17	\$176,289

by Candidate Status and Electoral Margin

88080203425

1985-86
SENATE RANKINGS - RECEIPTS

1.	Zschau	R-CA	\$11,789,533
2.	CRANSTON	D-CA	\$10,851,596
3.	PACKWOOD	R-OR	\$ 6,725,027
4.	HAWKINS	R-FL	\$ 6,566,447
5.	D'AMATO	R-NY	\$ 6,523,394
6.	Dyson	D-NY	\$ 6,251,461
7.	Graham	D-FL	\$ 6,215,911
8.	Moore	R-LA	\$ 5,982,459
9.	SPECTER	R-PA	\$ 5,450,763
10.	Bond	R-MO	\$ 5,444,030
11.	Broyhill	R-NC	\$ 5,182,187
12.	MATTINGLY	R-GA	\$ 4,856,309
13.	DENTON	R-AL	\$ 4,686,587
14.	Woods	D-MO	\$ 4,380,643
15.	Sanford	D-NC	\$ 4,181,701
16.	Edgar	D-PA	\$ 3,930,864
17.	Wirth	D-CO	\$ 3,819,308
18.	Kramer	R-CO	\$ 3,809,927
19.	Daschle	D-SD	\$ 3,515,482
20.	SYMS	R-ID	\$ 3,387,726
21.	GORTON	R-WA	\$ 3,316,123
22.	ABDNOR	R-SD	\$ 3,306,567
23.	KASTEN	R-WI	\$ 3,196,093
24.	Breaux	D-LA	\$ 3,000,614
25.	NICKLES	R-OK	\$ 2,995,708
26.	Fowler	D-GA	\$ 2,912,638
27.	GRASSLEY	R-IA	\$ 2,749,564
28.	Santini	R-NV	\$ 2,676,285
29.	DOLE	R-KS	\$ 2,640,050
30.	Jones	D-OK	\$ 2,529,160
31.	McCain	R-AZ	\$ 2,510,092
32.	Shelby	D-AL	\$ 2,400,488
33.	DODD	D-CT	\$ 2,395,798
34.	HOLLINGS	D-SC	\$ 2,395,632
35.	QUAYLE	R-IN	\$ 2,300,827
36.	DIXON	D-IL	\$ 2,219,982
37.	Evans	D-ID	\$ 2,200,571
38.	Mikulski	D-MD	\$ 2,160,812
39.	Reid	D-NV	\$ 2,089,246
40.	ANDREWS	R-ND	\$ 2,063,395
41.	GLENN	D-OH	\$ 2,088,191
42.	Adams	D-WA	\$ 1,973,142
43.	LEAHY	D-VT	\$ 1,919,740
44.	Antonovich	R-CA	\$ 1,797,394
45.	BUMPERS	D-AR	\$ 1,726,383
46.	Chavez	R-MD	\$ 1,716,192
47.	Funderburk	R-NC	\$ 1,711,697
48.	Considine	R-CO	\$ 1,681,384
49.	Green	D-NY	\$ 1,640,154
50.	FORD	D-KY	\$ 1,519,672

1986 Incumbents in capital letters.

8 8 0 8 0 2 0 3 4 2 6

1985-86
SENATE RANKINGS - DISBURSEMENTS

1.	Zschau	R-CA	\$11,781,316
2.	CRANSTON	D-CA	\$11,037,707
3.	D'AMATO	R-NY	\$ 8,104,587
4.	HAWKINS	R-FL	\$ 6,723,729
5.	PACKWOOD	R-OR	\$ 6,523,492
6.	Dyson	D-NY	\$ 6,237,569
7.	Graham	D-FL	\$ 6,173,663
8.	SPECTER	R-PA	\$ 5,993,230
9.	Moore	R-LA	\$ 5,966,460
10.	Bond	R-MO	\$ 5,376,255
11.	Broyhill	R-NC	\$ 5,168,244
12.	MATTINGLY	R-GA	\$ 5,119,249
13.	DENTON	R-AL	\$ 4,621,163
14.	Woods	D-MO	\$ 4,377,661
15.	Sanford	D-NC	\$ 4,168,509
16.	Edgar	D-PA	\$ 3,898,457
17.	Wirth	D-CO	\$ 3,787,202
18.	Kramer	R-CO	\$ 3,765,577
19.	Daschle	D-SD	\$ 3,485,870
20.	KASTEN	R-WI	\$ 3,433,870
21.	ABDNOR	R-SD	\$ 3,291,101
22.	GORTON	R-WA	\$ 3,290,072
23.	NICKLES	R-OK	\$ 3,252,964
24.	SYMS	R-ID	\$ 3,229,939
25.	Breaux	D-LA	\$ 2,958,313
26.	Fowler	D-GA	\$ 2,779,297
27.	Santini	R-NV	\$ 2,668,462
28.	Jones	D-OK	\$ 2,564,983
29.	GRASSLEY	R-IA	\$ 2,513,319
30.	DODD	D-CT	\$ 2,276,764
31.	ANDREWS	R-ND	\$ 2,270,557
32.	Shelby	D-AL	\$ 2,259,167
33.	HOLLINGS	D-SC	\$ 2,233,843
34.	McCain	R-AZ	\$ 2,189,510
35.	Evans	D-ID	\$ 2,128,223
36.	Mikulski	D-MD	\$ 2,057,216
37.	Reid	D-NV	\$ 2,055,756
38.	QUAYLE	R-IN	\$ 1,979,561
39.	DIXON	D-IL	\$ 1,928,750
40.	Adams	D-WA	\$ 1,912,307
41.	Antonovich	R-CA	\$ 1,795,824
42.	Funderburk	R-NC	\$ 1,711,693
43.	LEAHY	D-VT	\$ 1,705,099
44.	Chavez	R-MD	\$ 1,699,175
45.	Considine	R-CO	\$ 1,676,241
46.	BUMPERS	D-AR	\$ 1,672,432
47.	Green	D-NY	\$ 1,635,676
48.	DOLE	R-KS	\$ 1,517,585
49.	Snelling	R-VT	\$ 1,502,304
50.	MURKOWSKI	R-AK	\$ 1,389,056

1986 Incumbents in capital letters.

88080203427

1985-86
 SENATE RANKINGS - INDIVIDUAL CONTRIBUTIONS

*1.	Zschau	R-CA	\$ 9,412,056
2.	CRANSTON	D-CA	\$ 8,874,482
3.	HAWKINS	R-FL	\$ 5,349,821
4.	Graham	D-FL	\$ 5,226,196
5.	PACKWOOD	R-OR	\$ 5,194,632
6.	D'AMATO	R-NY	\$ 4,825,412
7.	Bond	R-MO	\$ 3,969,756
8.	SPECTER	R-PA	\$ 3,909,191
9.	DENYON	R-AL	\$ 3,883,334
*10.	Moore	R-LA	\$ 3,632,900
11.	MATTINGLY	R-GA	\$ 3,594,759
12.	Woods	D-MO	\$ 3,536,589
*13.	Edgar	D-PA	\$ 2,941,236
*14.	Broyhill	R-NC	\$ 2,897,958
*15.	Kramer	R-CO	\$ 2,681,652
*16.	Wirth	D-CO	\$ 2,613,318
17.	Sanford	D-NC	\$ 2,478,344
**18.	Daschle	D-SD	\$ 2,241,772
19.	ABDNOR	R-SD	\$ 2,161,695
20.	GORTON	R-WA	\$ 2,020,063
21.	NICKLES	R-OK	\$ 1,866,044
22.	SYMS	R-ID	\$ 1,860,953
23.	Santini	R-NV	\$ 1,858,026
24.	KASTEN	R-WI	\$ 1,855,680
*25.	Breaux	D-LA	\$ 1,752,188
26.	Funderburk	R-NC	\$ 1,620,263
27.	GRASSLEY	R-IA	\$ 1,586,655
28.	DODD	D-CT	\$ 1,551,211
29.	Green	D-NY	\$ 1,534,830
**30.	Jones	D-OK	\$ 1,443,773
*31.	McCain	R-AZ	\$ 1,441,325
32.	Evans	D-ID	\$ 1,426,994
*33.	Fowler	D-GA	\$ 1,423,393
34.	QUAYLE	R-IN	\$ 1,356,564
35.	GLENN	D-OH	\$ 1,345,763
36.	Chavez	R-MD	\$ 1,339,737
37.	HOLLINGS	D-SC	\$ 1,329,904
38.	DOLE	R-KS	\$ 1,298,104
*39.	Mikulski	D-MD	\$ 1,251,935
40.	Antonovich	R-CA	\$ 1,195,035
41.	Adams	D-WA	\$ 1,183,317
42.	DIXON	D-IL	\$ 1,172,677
43.	BUMPERS	D-AR	\$ 1,132,088
*44.	Reid	D-NV	\$ 1,084,711
45.	Laffer	R-CA	\$ 1,084,059
46.	Herschensohn	R-CA	\$ 1,026,633
47.	LEAHY	D-VT	\$ 1,024,990
48.	Barnes	D-MD	\$ 944,073
49.	ANDREWS	R-ND	\$ 914,948
50.	Snelling	R-VT	\$ 869,290

1986 Incumbents in capital letters.

- * Candidate had a House campaign committee registered in addition to a Senate campaign committee. Some individual contributions which were reported given to the House campaign may have been part of a transfer to the Senate campaign, but because of the way they were reported, they have not been included in these totals.
- ** Prior House campaign committee of candidate became Senate campaign committee. Therefore, all individual contributions reported to the candidate have been attributed to the Senate campaign.

8 8 0 8 0 2 0 3 4 2 8

1985-86
SENATE RANKINGS - PAC RECEIPTS

1.	SYMMS	R-ID	\$ 1,369,168
2.	Broyhill	R-NC	\$ 1,321,230*
3.	CRANSTON	D-CA	\$ 1,319,606
4.	Bond	R-MO	\$ 1,316,556
5.	SPECTER	R-PA	\$ 1,270,951
6.	Daschle	D-SD	\$ 1,203,901**
7.	Zschau	R-CA	\$ 1,202,975*
8.	GORTON	R-WA	\$ 1,162,761
9.	KASTEN	R-WI	\$ 1,093,147
10.	ABDNOR	R-SD	\$ 1,058,553
11.	Moore	R-LA	\$ 1,031,362*
12.	MATTINGLY	R-GA	\$ 1,027,993
13.	DOLE	R-KS	\$ 1,022,433
14.	ANDREWS	R-ND	\$ 1,006,388
15.	Jones	D-OK	\$ 980,305**
16.	HAWKINS	R-FL	\$ 973,814
17.	PACKWOOD	R-OR	\$ 966,759
18.	DIXON	D-IL	\$ 958,639
19.	GRASSLEY	R-IA	\$ 958,431
20.	Graham	D-FL	\$ 924,127
21.	HOLLINGS	D-SC	\$ 912,917
22.	Kramer	R-CO	\$ 900,780*
23.	D'AMATO	R-NY	\$ 858,368
24.	NICKLES	R-OK	\$ 856,385
25.	Shelby	D-AL	\$ 856,184*
26.	QUAYLE	R-IN	\$ 850,849
27.	Wirth	D-CO	\$ 832,288*
28.	FORD	D-KY	\$ 831,368
29.	LEAHY	D-VT	\$ 826,894
30.	Breaux	D-LA	\$ 823,717*
31.	Reid	D-NV	\$ 808,272*
32.	Santini	R-NV	\$ 768,648
33.	Woods	D-MO	\$ 747,368
34.	McCain	R-AZ	\$ 747,083*
35.	DODD	D-CT	\$ 721,189
36.	Evans	D-ID	\$ 676,406
37.	DENTON	R-AL	\$ 669,398
38.	Adams	D-WA	\$ 658,396
39.	Mikulski	D-MD	\$ 653,568*
40.	Sanford	D-NC	\$ 628,691
41.	GLENN	D-OH	\$ 628,333
42.	GARN	R-UT	\$ 593,242
43.	MURKOWSKI	R-AK	\$ 586,256
44.	Fowler	D-GA	\$ 574,101*
45.	INOUE	D-HI	\$ 571,777
46.	Edgar	D-PA	\$ 557,987*
47.	BUMPERS	D-AR	\$ 504,831
48.	Conrad	D-ND	\$ 484,731
49.	Garvey	D-WI	\$ 462,844
50.	Chavez	R-MD	\$ 282,499

1986 Incumbents in capital letters.

- * Candidate had a House campaign committee registered in addition to a Senate campaign committee. Some PAC contributions which were reported given to the House campaign may have been part of a transfer to the Senate campaign, but because of the way they were reported, they have not been included in these totals.
- ** Prior House campaign committee of candidate became Senate campaign committee. Therefore, all PAC contributions reported to the candidate have been attributed to the Senate campaign.

8 6 0 8 0 2 0 3 4 2 9

8 8 0 8 0 2 0 3 4 3 0

1985-86
SENATE RANKINGS - CASH - ON - HAND

			DEBTS
1.	DOLE	R-KS	\$ 2,166,732
2.	GLENN	D-OH	\$ 818,910
3.	PACKWOOD	R-OR	\$ 692,290
4.	INOUE	D-HI	\$ 598,388
5.	GRASSLEY	R-IA	\$ 486,432
6.	D'AMATO	R-NY	\$ 456,293
7.	DIXON	D-IL	\$ 408,427
8.	QUAYLE	R-IN	\$ 385,126
9.	NICKLES	R-OK	\$ 375,674
10.	FORD	D-KY	\$ 360,775
11.	LEAHY	D-VT	\$ 327,768
12.	McCain	R-AZ	\$ 287,217
13.	GARN	R-UT	\$ 285,275
14.	DODD	D-CT	\$ 266,781
15.	HOLLINGS	D-SC	\$ 197,854
16.	SYMS	R-ID	\$ 188,369
17.	GORTON	R-WA	\$ 161,447
18.	Shelby	D-AL	\$ 141,319
19.	Fowler	D-GA	\$ 133,342
20.	KASTEN	R-WI	\$ 125,579
21.	BUMPERS	D-AR	\$ 124,978
22.	Hutchinson	D-MD	\$ 115,263
23.	Mikulski	D-MD	\$ 103,596
24.	Adams	D-WA	\$ 86,797
25.	Conrad	D-ND	\$ 85,667
26.	DENTON	R-AL	\$ 71,638
27.	Bond	R-MO	\$ 67,773
28.	ABDNOR	R-SD	\$ 65,870
29.	SPECTER	R-PA	\$ 64,461
30.	RUDMAN	R-NH	\$ 57,085
31.	Evans	D-ID	\$ 54,227
32.	MURKOWSKI	R-AK	\$ 53,848
33.	MATTINGLY	R-GA	\$ 53,777
34.	Kramer	R-CO	\$ 44,350
35.	Breaux	D-LA	\$ 42,301
36.	Graham	D-FL	\$ 42,247
37.	Daschle	D-SD	\$ 40,245
38.	Reid	D-NV	\$ 33,490
39.	Edgar	D-PA	\$ 33,285
40.	Wirth	D-CO	\$ 32,106
41.	HAWKINS	R-FL	\$ 29,868
42.	Jordan	D-GA	\$ 29,777
43.	Koehler	R-IL	\$ 20,510
44.	Kimball	D-AZ	\$ 18,325
45.	Bailey	D-PA	\$ 17,519
46.	CRANSTON	D-CA	\$ 16,593
47.	Moore	R-LA	\$ 16,573
48.	Chavez	R-MD	\$ 14,018
49.	Dyson	D-NY	\$ 13,889
50.	Broyhill	R-NC	\$ 13,842
			\$ 18,464
			\$ 4,485
			\$ 3,000
			\$ 27,627
			\$ 150,000
			\$ 50,000
			\$ 10,541
			\$ 110,751
			\$ 9,557
			\$ 97,676
			\$ 12,000
			\$ 258,101
			\$ 18,484
			\$ 312,914
			\$ 156,139
			\$ 115,200
			\$ 76,433
			\$ 146,555
			\$ 119,860
			\$ 104,671
			\$ 249,425
			\$ 192,450
			\$ 102,297
			\$ 90,298
			\$ 19,338
			\$ 14,500
			\$ 423,146
			\$ 42,989
			\$ 5,980,001
			\$ 450,000

1986 Incumbents in capital letters.

1985-86
HOUSE RANKINGS - RECEIPTS
(transfers within campaigns have been deleted)

1. Kemp (R-NY/31) Inc.....\$ 2,530,981	26. Konnyu (R-CA/12) Open.....\$ 913,460
2. Kennedy (D-MA/8) Open.....\$ 1,822,025	27. Gibbons (D-FL/7) Inc.....\$ 903,485
3. Bainum (D-MD/8) Open.....\$ 1,502,302	28. Abzug (R-NY/20) Chl.....\$ 903,233
4. Pepper (D-FL/18) Inc.....\$ 1,452,824	29. Sweeney (R-TX/14) Inc.....\$ 901,176
5. Dellums (D-CA/8) Inc.....\$ 1,370,820	30. Bunning (R-KY/4) Open.....\$ 898,648
6. Dioguardi (R-NY/20) Inc.....\$ 1,280,057	31. McMillan (R-NC/9) Inc.....\$ 897,318
7. Boltzman (R-PA/11) Chl.....\$ 1,256,921	32. Geren (D-TX/6) Chl.....\$ 897,174
8. Wright (D-TX/12) Inc.....\$ 1,220,895	33. Schuette (R-MI/10) Inc.....\$ 891,897
9. Hargett ¹ (R-TX/1) Open.....\$ 1,200,317	34. W. L. ... (D-MI/3) Inc.....\$ 878,634
10. Dornan (R-CA/38) Inc.....\$ 1,190,237	35. Price (D-NC/4) Chl.....\$ 863,825
11. Pickle (D-TX/10) Inc.....\$ 1,151,264	36. Chapman ¹ (D-TX/1) Inc.....\$ 858,143
12. Long ¹ (D-LA/8) Open.....\$ 1,098,034	37. Hayes (D-LA/7) Open.....\$ 850,942
13. Wolf (R-VA/10) Inc.....\$ 1,097,358	38. Gephardt (D-MO/3) Inc.....\$ 830,682
14. Bentley (R-MD/2) Inc.....\$ 1,076,329	39. Davis (D-AZ/4) Open.....\$ 826,080
15. Townsend (D-MD/2) Chl.....\$ 1,076,271	40. Downey (D-NY/2) Inc.....\$ 823,272
16. Smith (R-TX/21) Open.....\$ 1,047,706	41. Boner (D-TN/5) Inc.....\$ 811,787
17. Kyl (R-AZ/4) Open.....\$ 1,019,967	42. Bartlett (R-TX/3) Inc.....\$ 810,359
18. Bryant (D-TX/5) Inc.....\$ 1,016,970	43. McMillen (D-MD/4) Open.....\$ 796,615
19. Barton (R-TX/6) Inc.....\$ 1,013,163	44. Cobey (R-NC/4) Inc.....\$ 792,728
20. Buckman (R-PA/18) Chl.....\$ 992,803	45. Bliley (R-VA/3) Inc.....\$ 779,700
21. Krause ² (R-CO/5) Open.....\$ 977,573	46. Kanjorski (D-PA/11) Inc.....\$ 778,137
22. Gejdenson (D-CT/2) Inc.....\$ 975,785	47. Frost (D-TX/24) Inc.....\$ 775,479
23. Aucoin (D-OR/1) Inc.....\$ 958,023	48. Smith (D-FL/16) Inc.....\$ 774,467
24. Weber (R-MN/2) Inc.....\$ 942,499	49. Milliken (D-VA/10) Chl.....\$ 757,832
25. Epperson (R-NC/5) Chl.....\$ 934,850	50. Swindall (R-GA/4) Inc.....\$ 753,889

¹Candidate was involved in a special election.
²Refinancing of campaign loans has affected totals.

88080203431

1985-86
HOUSE RANKINGS - DISBURSEMENTS
(transfers within campaigns have been deleted)

1. Kemp (R-NY/31) Inc.....\$ 2,613,605	26. Boner (D-TN/5) Inc.....\$ 909,521
2. Kennedy (D-MA/8) Open.....\$ 1,800,781	27. Abzug (D-NY/20) Chl.....\$ 902,535
3. Bainum (D-MD/8) Open.....\$ 1,500,531	28. Schuette (R-MI/10) Inc.....\$ 897,820
4. Pepper (D-FL/18) Inc.....\$ 1,426,451	29. Konnyu (R-CA/12) Open.....\$ 897,205
5. Pickle (D-TX/10) Inc.....\$ 1,369,912	30. Geren (D-TX/6) Chl.....\$ 895,746
6. Holtzman (R-PA/11) Chl.....\$ 1,353,170	31. Bunning (R-KY/4) Open.....\$ 895,709
7. Dioguardi (R-NY/20) Inc....\$ 1,264,167	32. Sweeney (R-TX/14) Inc.....\$ 883,081
8. Dellums (D-CA/8) Inc.....\$ 1,223,490	33. McMillan (R-NC/9) Inc.....\$ 881,334
9. Hargett ¹ (R-TX/1) Open.....\$ 1,201,701	34. Gephardt (D-MO/3) Inc.....\$ 881,325
10. Dornan (R-CA/38) Inc.....\$ 1,174,637	35. Price (D-NC/4) Chl.....\$ 854,616
11. Wolf (R-VA/10) Inc.....\$ 1,124,866	36. Wolpe (D-MI/3) Inc.....\$ 852,746
12. Long ¹ (D-LA/8) Open.....\$ 1,093,026	37. Hayes (D-LA/7) Open.....\$ 846,953
13. Wright (D-TX/12) Inc.....\$ 1,081,252	38. Chapman ¹ (D-TX/1) Inc.....\$ 837,817
14. Townsend (D-MD/2) Chl.....\$ 1,071,713	39. Davis (D-AZ/4) Open.....\$ 822,030
15. Bentley (R-MD/2) Inc.....\$ 1,070,161	40. Bliley (R-VA/3) Inc.....\$ 816,159
16. Smith (R-TX/21) Open.....\$ 1,043,325	41. Smith (D-FL/16) Inc.....\$ 804,568
17. Barton (R-TX/6) Inc.....\$ 1,034,515	42. St. Germain (D-RI/1) Inc.....\$ 797,303
18. Kyl (R-AZ/4) Open.....\$ 1,010,914	43. McMillen (D-MD/4) Open.....\$ 796,344
19. Bryant (D-TX/5) Inc.....\$ 994,285	44. Cobey (R-NC/4) Inc.....\$ 793,234
20. Gejdenson (D-CT/2) Inc.....\$ 987,167	45. Courter (R-NJ/12) Inc.....\$ 779,078
21. Buckman (R-PA/18) Chl.....\$ 983,798	46. Milliken (D-VA/10) Chl.....\$ 748,918
22. Krause ² (R-CO/5) Open.....\$ 976,864	47. Boulter (R-TX/13) Inc.....\$ 744,332
23. Aucoin (D-OR/1) Inc.....\$ 946,767	48. Downey (D-NY/2) Inc.....\$ 739,062
24. Epperson (R-NC/5) Chl.....\$ 939,342	49. Gray ² (R-NC/5) Chl.....\$ 735,287
25. Weber (R-MN/2) Inc.....\$ 909,607	50. Gingrich (R-GA/6) Inc.....\$ 733,438

¹Candidate was involved in a special election.
²Refinancing of campaign loans has affected totals.

88080203432

1985-86
HOUSE RANKINGS - INDIVIDUAL CONTRIBUTIONS

1. Kemp (R-NY/31) Inc.....\$ 2,094,201	26. McMillan (R-NC/9) Inc.....\$ 536,219
2. Kennedy (D-MA/8) Open.....\$ 1,462,656	27. Swindall (R-GA/4) Inc.....\$ 519,513
3. Pepper (D-FL/18) Inc.....\$ 1,113,127	28. Price (D-NC/4) Chl.....\$ 510,996
4. Dellums (D-CA/8) Inc.....\$ 1,064,143	29. Milliken (D-VA/10) Chl.....\$ 509,558
5. Dornan (R-CA/38) Inc.....\$ 1,017,170	30. Gallo (R-NJ/11) Inc.....\$ 501,774
6. Hargett ¹ (R-TX/1) Open.....\$ 908,401	31. Sweeney (R-TX/14) Inc.....\$ 499,769
7. Dioguardi (R-NY/20) Inc.....\$ 839,101	32. Boulter (R-TX/13) Inc.....\$ 499,452
8. Townsend (D-MD/2) Chl.....\$ 750,019	33. Gingrich (R-GA/6) Inc.....\$ 478,223
9. Ryl (R-AZ/4) Open.....\$ 747,359	34. Green (R-NY/15) Inc.....\$ 475,627
10. Holtzman (R-PA/11) Chl.....\$ 742,785	35. Downey (D-NY/2) Inc.....\$ 470,803
11. Smith (R-TX/21) Open.....\$ 733,282	36. Bryant (D-TX/5) Inc.....\$ 468,015
12. Wolf (R-VA/10) Inc.....\$ 731,623	37. Bliley (R-VA/3) Inc.....\$ 465,818
13. Abzug (D-NY/20) Chl.....\$ 678,915	38. Canada (R-VA/2) Open.....\$ 464,697
14. Pickle (D-TX/10) Inc.....\$ 666,380	39. Schuette (R-MI/10) Inc.....\$ 464,150
15. Barton (R-TX/6) Inc.....\$ 633,196	40. Mrazek (D-NY/3) Inc.....\$ 461,965
16. Bainum (D-MD/8) Open.....\$ 621,741	41. Cobey (R-NC/4) Inc.....\$ 453,472
17. Bentley (R-MD/2) Inc.....\$ 600,734	42. Morella (R-MD/8) Open.....\$ 451,057
18. Bachrach (D-MA/8) Open.....\$ 586,097	43. Houghton (R-NY/34) Open.....\$ 447,942
19. Bartlett (R-TX/3) Inc.....\$ 582,326	44. Chapman ¹ (D-TX/1) Inc.....\$ 444,403
20. Courter (R-NJ/12) Inc.....\$ 580,161	45. Coughlin (R-PA/13) Inc.....\$ 443,148
21. Weber (R-MN/2) Inc.....\$ 560,801	46. Solarz (D-NY/13) Inc.....\$ 434,526
22. Bunning (R-KY/4) Open.....\$ 555,199	47. Smith (D-FL/16) Inc.....\$ 431,278
23. Wolpe (D-MI/3) Inc.....\$ 545,619	48. Pickett (D-VA/2) Open.....\$ 430,235
24. Gejdenson (D-CT/2) Inc.....\$ 541,028	49. Weldon (R-PA/7) Open.....\$ 419,505
25. Levine (D-CA/27) Inc.....\$ 537,220	50. Robinson (D-AR/2) Inc.....\$ 413,438

¹Candidate was involved in a special election.

88080203433

1985-86
HOUSE RANKINGS - PAC RECEIPTS

1. Wright (D-TX/12) Inc.....\$	595,827	26. McCloskey (D-IN/8) Inc....\$	332,038
2. Gibbons (D-FL/7) Inc.....\$	569,044	27. Frost (D-TX/24) Inc.....\$	331,789
3. Gray (D-PA/2) Inc.....\$	458,631	28. Lloyd (D-TN/3) Inc.....\$	327,128
4. Michel (R-IL/18) Inc.....\$	455,111	29. Barton (R-TX/6) Inc.....\$	326,191
5. Gephardt (D-MO/3) Inc.....\$	454,023	30. Pepper (D-FL/18) Inc.....\$	316,371
6. Carr (D-MI/6) Inc.....\$	446,353	31. Kemp (R-NY/31) Inc.....\$	316,365
7. Foley (D-WA/5) Inc.....\$	437,911	32. McMillan (R-NC/9) Inc.....\$	315,876
8. Aucoin (D-OR/1) Inc.....\$	430,564	33. Boner (D-TN/5) Inc.....\$	313,600
9. Kanjorski (D-PA/11) Inc.....\$	408,329	34. Wachob (D-PA/23) Chl.....\$	312,747
10. Pickle (D-TX/10) Inc.....\$	406,798	35. Weber (R-MN/2) Inc.....\$	311,983
11. Duncan (R-TN/2) Inc.....\$	405,551	36. Dorgan (D-ND/AL) Inc.....\$	310,628
12. Owens (D-UT/2) Open.....\$	384,622	37. Rangel (D-NY/16) Inc.....\$	310,078
13. Dingell (D-MI/16) Inc.....\$	373,565	38. Smith (D-FL/16) Inc.....\$	309,372
14. Bryant (D-TX/5) Inc.....\$	372,097	39. Wolf (R-VA/10) Inc.....\$	308,753
15. Bentley (R-MD/2) Inc.....\$	362,233	40. Cobey (R-NC/4) Inc.....\$	307,871
16. Quillen (R-TN/1) Inc.....\$	359,550	41. St. Germain (D-RI/1) Inc..\$	301,653
17. Stark (D-CA/9) Inc.....\$	356,596	42. Matsui (D-CA/3) Inc.....\$	301,558
18. Evans (D-IL/17) Inc.....\$	355,694	43. Alexander (D-AR/1) Inc....\$	300,200
19. Coelho (D-CA/15) Inc.....\$	353,995	44. Sikorski (D-MN/6) Inc.....\$	300,022
20. Walgren (D-PA/18) Inc.....\$	351,562	45. Emerson (R-MO/8) Inc.....\$	299,782
21. Schuette (R-MI/10) Inc.....\$	343,355	46. Espy (D-MS/2) Chl.....\$	299,392
22. Kostmayer (D-PA/8) Inc.....\$	340,900	47. Coleman (D-TX/16) Inc.....\$	295,551
23. Feighan (D-OH/19) Inc.....\$	340,409	48. Frenzel (R-MN/3) Inc.....\$	295,243
24. Howard (D-NJ/3) Inc.....\$	336,203	49. Jontz (D-IN/5) Open.....\$	294,735
25. Fazio (D-CA/4) Inc.....\$	336,125	50. Dioguardi (R-NY/20) Inc...\$	294,631

88080203434

1985-86
HOUSE RANKINGS - CASH-ON-HAND

1. Dreier (R-CA/33) Inc.....\$	949,829	26. Nichols (D-AL/3) Inc.....\$	356,616
2. Solarz (D-NY/13) Inc.....\$	812,706	27. Lantos (D-CA/11) Inc.....\$	353,277
3. Flippo (D-AL/5) Inc.....\$	603,947	28. Dickinson (R-AL/2) Inc.....\$	351,585
4. Rostenkowski (D-IL/8) Inc.....\$	596,703	29. Lafalce (D-NY/32) Inc.....\$	342,253
5. Hopkins (R-KY/6) Inc.....\$	547,846	30. Whittaker (R-KS/5) Inc.....\$	341,269
6. Archer (R-TX/7) Inc.....\$	540,472	31. Anthony (D-AR/4) Inc.....\$	337,764
7. Duncan (R-TN/2) Inc.....\$	512,878	32. Lent (R-NY/4) Inc.....\$	336,403
8. Rinaldo (R-NJ/7) Inc.....\$	508,842	33. Quillen (R-TN/1) Inc.....\$	321,484
9. Schumer (D-NY/10) Inc.....\$	503,941	34. Biaggi (D-NY/19) Inc.....\$	316,084
10. Moorhead (R-CA/22) Inc.....\$	460,138	35. Frenzel (R-MN/3) Inc.....\$	313,940
11. Lott (R-MS/5) Inc.....\$	441,592	36. McDade (R-PA/10) Inc.....\$	313,730
12. Bartlett (R-TX/3) Inc.....\$	438,405	37. Levine (D-CA/27) Inc.....\$	310,765
13. Bevill (D-AL/4) Inc.....\$	437,485	38. Young (R-FL/08) Inc.....\$	306,907
14. Broomfield (R-MI/18) Inc.....\$	430,594	39. Gradison (R-OH/2) Inc.....\$	292,762
15. Barnard (D-GA/10) Inc.....\$	427,257	40. Schulze (R-PA/5) Inc.....\$	291,355
16. Fascell (D-FL/19) Inc.....\$	426,393	41. Fazio (D-CA/4) Inc.....\$	285,596
17. Tauzin (D-LA/3) Inc.....\$	421,002	42. Lagonarsino (R-CA/19) Inc.\$	272,488
18. Jenkins (D-GA/9) Inc.....\$	416,351	43. Foley (D-WA/5) Inc.....\$	272,193
19. Taylor (R-MO/7) Inc.....\$	411,650	44. Conte (R-MA/1) Inc.....\$	268,326
20. Livingston (D-LA/1) Inc.....\$	403,766	45. Mineta (D-CA/13) Inc.....\$	265,256
21. Leath (D-TX/11) Inc.....\$	397,935	46. Madigan (R-IL/15) Inc.....\$	262,375
22. Gibbons (D-FL/7) Inc.....\$	390,559	47. Rangel (D-NY/16) Inc.....\$	259,760
23. St. Germain (D-RI/1) Inc.....\$	376,962	48. Rose (D-NC/7) Inc.....\$	257,769
24. Matsui (D-CA/3) Inc.....\$	374,464	49. Miller (D-CA/7) Inc.....\$	257,437
25. Donnelly (D-MA/11) Inc.....\$	365,379	50. Roe (D-NJ/8) Inc.....\$	257,388

88080203435

8 8 0 8 0 2 0 3 4 3 6

Candidate	Receipts	Individual Contributions	Non Party Contributions	Candidate Support	Trans from Other Auth.	Disbursements	Ending Cash on Hand	Closing Debits
<u>ALABAMA</u>								
Jeremiah Denton R L(49)								
80							\$6,712	\$32,928
1981-82	\$149,029	\$60,152	\$24,184			\$155,489		\$3,467
1983-84	\$90,319	\$44,077	\$26,616			\$84,359		\$6,527
1985-86	\$4,686,587	\$3,883,334	\$669,398			\$4,621,163	\$71,638	\$0
Richard Shelby D W(50)					\$486,103	\$2,259,167	\$141,319	\$150
1985-86	\$2,400,488	\$687,325	\$856,184	\$210,000				
<u>ALASKA</u>								
Frank Murkowski R W(54)								
80							\$13,649	\$4,407
1981-82	\$82,923	\$31,699	\$34,250			\$72,746		\$0
1983-84	\$47,430	\$19,005	\$25,900			\$55,620		\$0
1985-86	\$1,425,261	\$714,528	\$586,256			\$1,389,056	\$53,848	\$18,484
Glenn Olds D L(44)								
1985-86	\$412,857	\$239,199	\$153,207			\$412,074	\$783	\$13,456
<u>ARIZONA</u>								
John McCain R W(60)								
1985-86	\$2,510,092	\$1,441,325	\$747,083		\$208,780	\$2,189,510	\$287,217	\$0
Richard Kimball D L(39)								
1985-86	\$550,024	\$326,516	\$210,257			\$531,698	\$18,325	\$19,338
<u>ARKANSAS</u>								
Dale Bumpers D W(62)								
80							\$79,499	\$0
1981-82	\$18,633	\$800	\$0			\$37,608		\$0
1983-84	\$101,293	\$70,477	\$10,400			\$90,788		\$0
1985-86	\$1,726,383	\$1,132,088	\$504,831			\$1,672,432	\$124,978	\$0
Wm Asa Hutchinson R L(38)								
1985-86	\$916,436	\$782,662	\$79,265	\$20,000		\$910,924	\$5,509	\$92,215

8 8 0 8 0 2 0 3 4 3 7

Candidate	Receipts	Individual Contributions	Non Party Contributions	Candidate Support	Trans from Other Auth.	Disbursements	Ending Cash on Hand	Closing Debts
CALIFORNIA								
Alan Cranston								
80								
1981-82	\$123,046	\$45,922	\$7,705			\$436,212	\$320,741	\$0
1983-84	\$295,281	\$143,771	\$132,144			\$97,668		\$0
1985-86	\$10,851,596	\$8,874,482	\$1,319,606	\$385,250		\$11,037,707	\$16,593	\$423,146
Ed Zschau								
1985-86	\$11,789,533	\$9,412,056	\$1,202,975	\$740,000	\$311,414	\$11,781,316	\$8,218	\$816,554
COLORADO								
Ken Kramer								
1985-86	\$3,809,927	\$2,681,652	\$900,780		\$78,029	\$3,765,577	\$44,350	\$156,139
Tim Wirth								
1985-86	\$3,819,308	\$2,613,318	\$832,288		\$319,963	\$3,787,202	\$32,106	\$249,425
CONNECTICUT								
Christopher Dodd								
80								
1981-82	\$168,471	\$108,733	\$54,299			\$161,538	(\$1,149)	\$75,540
1983-84	\$387,646	\$342,293	\$36,968			\$251,083		\$532
1985-86	\$2,395,798	\$1,551,211	\$721,189	\$70,025		\$2,276,764	\$266,781	\$3,000
Roger Eddy								
1985-86	\$466,915	\$368,934	\$31,412	\$1,000		\$466,894	\$21	\$0
FLORIDA								
Paula Hawkins								
80								
1981-82	\$185,398	\$53,320	\$34,580			\$248,042	\$92,042	\$90,107
1983-84	\$315,200	\$273,638	\$30,268			\$157,638		\$3,000
1985-86	\$6,566,447	\$5,349,821	\$973,814		\$74,228	\$6,723,729	\$29,668	\$192,450
Deb Graham								
1985-86	\$6,215,911	\$5,226,196	\$924,127			\$6,173,663	\$42,247	\$76,433

8 8 0 8 0 2 0 3 4 3 8

Candidate	Receipts	Individual Contributions	Non Party Contributions	Candidate Support	Trans from Other Auth.	Disbursements	Ending Cash on Hand	Closing Debts
GEORGIA								
Meck Mattingly R L(49)								
80							\$45,296	\$10,563
1981-82	\$241,564	\$97,698	\$36,870			\$217,233		\$0
1983-84	\$387,247	\$258,975	\$100,800			\$141,908		\$0
1985-86	\$4,856,309	\$3,594,759	\$1,027,993	\$1,004		\$5,119,249	\$53,777	\$312,914
Wyche Fowler D W(51)								
1985-86	\$2,912,638	\$1,423,393	\$574,101	\$50,000	\$723,933	\$2,779,297	\$133,342	\$50
HAWAII								
Desai Inouye D W(74)								
80							\$281,511	\$0
1981-82	\$134,526	\$2,665	\$2,060			\$168,320		\$0
1983-84	\$423,612	\$213,535	\$85,874			\$207,244		\$0
1985-86	\$1,173,721	\$480,513	\$571,777			\$1,039,418	\$598,388	\$0
Franklin Hutchinsen R L(26)								
1985-86	\$31,845	\$10,480	\$2,700	\$400	\$2,792	\$31,843	\$0	\$1,170
IDAHO								
Steve Symms R W(52)								
80							\$12,651	\$0
1981-82	\$98,628	\$15,708	\$55,556			\$102,557		\$1,500
1983-84	\$75,264	\$15,828	\$50,576			\$57,139		\$0
1985-86	\$3,387,726	\$1,860,953	\$1,369,168			\$3,229,939	\$188,369	\$0
John Evans D L(48)								
1985-86	\$2,200,571	\$1,426,994	\$676,406	\$1,600		\$2,128,223	\$54,227	\$0
ILLINOIS								
Alan Dixon D W(65)								
80							\$58,109	\$307,045
1981-82	\$539,479	\$314,341	\$183,977			\$590,437		\$19,673
1983-84	\$250,081	\$121,744	\$109,325			\$140,007		\$100
1985-86	\$2,199,996	\$1,172,677	\$958,639			\$1,928,750	\$408,427	\$0

1 2 1

8 8 0 8 0 2 0 3 4 3 9

Candidate	Receipts	Individual Contributions	Non Party Contributions	Candidate Support	Trans from Other Auth.	Disbursements	Ending Cash on Hand	Closing Debits
Judy Koehler 1985-86	\$871,586	\$646,585	\$83,698	\$98,524	\$12,070	\$851,305	\$20,510	\$90,296
INDIANA								
Dan Quayle								
80								
1981-82	\$182,558	\$68,613	\$50,715			\$185,035	\$18,366	\$87,577
1983-84	\$82,323	\$56,931	\$16,259			\$34,154		\$32,218
1985-86	\$2,300,827	\$1,356,564	\$850,849		\$10,100	\$1,979,561	\$385,126	\$0
Jill Leng 1985-86	\$127,387	\$60,824	\$18,310			\$127,187	\$263	\$1,300
IOWA								
Charles Grassley								
80								
1981-82	\$216,627	\$84,856	\$46,300			\$198,693	\$34,200	\$87,431
1983-84	\$335,094	\$191,302	\$143,457			\$132,210		\$9,522
1985-86	\$2,749,564	\$1,586,655	\$958,431		\$48,721	\$2,513,319	\$486,432	\$4,485
John Rehrick 1985-86	\$256,057	\$111,737	\$101,146	\$15,000		\$255,673	\$384	\$30,344
KANSAS								
Robert Dole								
80								
1981-82	\$69,392	\$12,489	\$2,500			\$119,662	\$102,186	\$14,011
1983-84	\$1,127,153	\$801,217	\$324,402			\$134,802		\$0
1985-86	\$2,640,050	\$1,298,104	\$1,022,433			\$1,517,585	\$2,166,732	\$3,282
Guy MacDonald 1985-86								\$0

8 8 0 8 0 2 0 3 4 4 0

Candidate	Receipts	Individual Contributions	Non Party Contributions	Candidate Support	Trans from Other Auth.	Disbursements	Ending Cash on Hand	Closing Debits
<u>KENTUCKY</u> Wendell Ford D W(74)							\$112,861	\$0
80	\$26,951	\$1,463	\$3,500			\$68,262	\$0	\$0
1981-82	\$19,369	\$1,700	\$4,350			\$51,143	\$0	\$0
1983-84	\$1,519,672	\$588,965	\$831,368			\$1,201,624	\$360,775	\$0
1985-86								
Jackson Andrews 1985-86 R L(26)	\$58,616	\$31,624	\$5,594	\$100		\$58,572	\$42	\$9.9
<u>LOUISIANA</u> Hessen Floore 1985-86 R L(47)	\$5,962,459	\$3,632,900	\$1,031,362		\$743,354	\$5,966,460	\$16,573	\$0
John Breaux 1985-86 D W(53)	\$3,000,614	\$1,752,188	\$823,717		\$164,164	\$2,958,313	\$42,301	\$115,200
<u>MARYLAND</u> Barbara Mikulski 1985-86 D W(61)	\$2,160,812	\$1,251,935	\$653,563	\$1,000	\$204,146	\$2,057,216	\$103,596	\$0
Linda Chavez 1985-86 R L(39)	\$1,716,192	\$1,339,737	\$282,499	\$45,000		\$1,699,175	\$14,018	\$42,989
<u>MISSOURI</u> Kit Bond 1985-86 R W(53)	\$5,444,030	\$3,969,756	\$1,316,556	\$4,704	\$36,885	\$5,376,255	\$67,773	\$97,676
Harriett Woods 1985-86 D L(47)	\$4,360,643	\$3,536,589	\$747,368	\$50		\$4,377,661	\$2,981	\$20,760
<u>NEVADA</u> Harry Reid 1985-86 D W(52)	\$2,089,246	\$1,084,711	\$808,272	\$30,000		\$2,055,756	\$33,490	\$119,860
James Santini 1985-86 R L(48)	\$2,676,285	\$1,858,026	\$768,648		\$20,000	\$2,666,462	\$7,822	\$0

8 8 0 8 0 2 0 3 4 4 1

Candidate	Receipts	Individual Contributions	Non Party Contributions	Candidate Support	Trans from Other Auth.	Disbursements	Ending Cash on Hand	Closing Debits
<u>NEW HAMPSHIRE</u>								
Warren Rudman R W(63)							\$1,009	\$185,071
80	\$257,937	\$211,522	\$6,697			\$254,816		\$38,873
1981-82	\$135,057	\$124,995	\$1,750			\$103,768		\$0
1983-84	\$852,877	\$803,674	\$15,152	\$1,500		\$831,098	\$57,085	\$0
1985-86								
Endicott Peabody D L(32)	\$309,968	\$177,331	\$55,426	\$59,000		\$307,760	\$2,390	\$36,000
1985-86								
<u>NEW YORK</u>								
Alfense D'Amato R W(57)							\$6,071	\$321,072
80	\$1,085,130	\$792,151	\$146,855			\$660,629		\$0
1981-82	\$2,244,917	\$1,602,167	\$220,625			\$638,004		\$0
1983-84	\$6,523,394	\$4,825,412	\$858,368		\$344,367	\$8,104,587	\$456,293	\$0
1985-86								
Mark Green D L(41)	\$1,640,154	\$1,534,830	\$2,586	\$35,000		\$1,635,676	\$4,447	\$174,637
1985-86								
<u>NORTH CAROLINA</u>								
James Breyhill R L(48)	\$5,182,187	\$2,897,958	\$1,321,230	\$556,033	\$96,512	\$5,168,244	\$13,642	\$450,000
1985-86								
Terry Sanford D W(52)	\$4,181,701	\$2,478,344	\$628,691	\$1,082,000		\$4,168,509	\$13,190	\$872,000
1985-86								
<u>NORTH DAKOTA</u>								
Mark Andrews R L(49)							\$3,844	\$0
80	\$46,067	\$5,136	\$4,000			\$42,329		\$0
1981-82	\$264,000	\$24,020	\$75,600			\$57,962		\$0
1983-84	\$2,063,395	\$914,948	\$1,006,388		\$22,228	\$2,270,557	\$6,459	\$113,763
1985-86								
Kent Conrad D W(50)	\$993,040	\$507,904	\$484,731		\$2,196	\$908,374	\$85,667	\$9,557
1985-86								

8 8 0 8 0 2 0 3 4 4 2

<u>Candidate</u>	<u>Receipts</u>	<u>Individual Contributions</u>	<u>Non Party Contributions</u>	<u>Candidate Support</u>	<u>Trans from Other Auth.</u>	<u>Disbursements</u>	<u>Ending Cash on Hand</u>	<u>Closing Debits</u>
<u>OHIO</u>								
John Glenn								
80							\$125,550	\$5,000
1981-82	\$40,340	\$8,354	\$2,319			\$174,756	\$5,000	\$5,000
1983-84	\$66,883	\$36,350	\$43,483			\$18,227	\$5,000	\$5,000
1985-86	\$2,088,191	\$1,345,763	\$628,333		\$47,871	\$1,319,026	\$818,910	\$18,464
Thomas Kindness								
1985-86	\$664,227	\$427,964	\$157,375		\$19,253	\$657,908	\$6,319	\$27,15f
<u>OKLAHOMA</u>								
Donald Nickles								
80							\$96,751	\$7,478
1981-82	\$113,086	\$24,833	\$23,089			\$30,740	\$0	\$0
1983-84	\$496,001	\$340,085	\$131,172			\$42,168	\$0	\$0
1985-86	\$2,995,708	\$1,866,044	\$856,385		\$16,615	\$3,252,964	\$375,674	\$0
James Jones								
1985-86	\$2,529,160	\$1,443,773	\$980,305			\$2,564,983	\$11,223	\$0
<u>OREGON</u>								
Robert Packwood								
80							\$26,041	\$28,88
1981-82	\$148,078	\$54,403	\$47,545			\$98,104	\$0	\$0
1983-84	\$1,284,714	\$1,184,445	\$94,020			\$869,966	\$0	\$0
1985-86	\$6,725,027	\$5,194,632	\$966,759			\$6,523,492	\$692,290	\$0
Richard Bauman								
1985-86	\$63,394	\$39,307	\$14,050			\$64,139	\$5	\$18,063
<u>PENNSYLVANIA</u>								
Arlen Specter								
80							\$23,754	\$0
1981-82	\$102,475	\$12,566	\$18,000			\$85,314	\$0	\$0
1983-84	\$940,543	\$821,154	\$90,536			\$373,105	\$1,142	\$1,142
1985-86	\$5,457,763	\$3,909,191	\$1,270,951		\$29,72	\$5,993,230	\$64,461	\$258,101

8 8 0 8 0 2 0 3 4 4 3

<u>Candidate</u>	<u>Receipts</u>	<u>Individual Contributions</u>	<u>Non Party Contributions</u>	<u>Candidate Support</u>	<u>Trans from Other Auth.</u>	<u>Disbursements</u>	<u>Ending Cash on Hand</u>	<u>Closing Debts</u>
Robert Edgar 1985-86	\$3,930,864	\$2,941,236	\$557,987		\$168,697	\$3,898,457	\$33,285	\$104,671
SOUTH CAROLINA								
Ernest Helling								
80							\$133,668	\$0
1981-82	\$32,881	\$370	\$19,560			\$84,996		\$0
1983-84	\$30,320	\$0	\$21,250			\$75,807		\$3,765
1985-86	\$2,395,632	\$1,329,904	\$912,917			\$2,233,843	\$197,854	\$27,627
Henry McMaster 1985-86	\$584,834	\$443,976	\$57,733	\$57,250		\$584,288	\$546	\$94,855
SOUTH DAKOTA								
James Abdner								
80							\$20,998	\$188,887
1981-82	\$158,192	\$85,057	\$60,240			\$163,260		\$0
1983-84	\$49,282	\$36,759	\$10,695			\$39,214		\$0
1985-86	\$3,306,567	\$2,161,695	\$1,058,553		\$11,564	\$3,291,101	\$65,870	\$12,000
Tom Daschle 1985-86	\$3,515,482	\$2,241,772	\$1,203,901		\$72,739	\$3,485,870	\$40,245	\$146,555
UTAH								
Jake Garn								
80							\$9,132	\$44,324
1981-82	\$99,937	\$20,321	\$48,762			\$131,456		\$3,750
1983-84	\$19,266	\$592	\$21,460			\$10,876		\$0
1985-86	\$1,014,148	\$393,653	\$593,242		\$2,498	\$741,645	\$285,275	\$0
Craig Oliver 1985-86	\$24,506	\$20,258	\$0	\$2,250		\$24,508	\$0	\$2,868

8 8 0 8 0 2 0 3 4 4 4

<u>Candidate</u>	<u>Receipts</u>	<u>Individual Contributions</u>	<u>Non Party Contributions</u>	<u>Candidate Support</u>	<u>Trans from Other Auth.</u>	<u>Disbursements on Hand</u>	<u>Ending Cash</u>	<u>Closing Debts</u>
VERMONT								
<u>Patrick Leahy</u>								
80							\$95,656	\$219
1981-82	\$23,706	\$885	\$500			\$52,837	\$0	\$0
1983-84	\$101,250	\$20,960	\$67,098			\$54,648	\$0	\$0
1985-86	\$1,919,740	\$1,024,990	\$826,894			\$1,705,099	\$327,766	\$0
<u>Richard Snelling</u>								
1985-86	\$1,495,491	\$869,290	\$261,956	\$284,352		\$1,502,304	\$13,301	\$1,727
WASHINGTON								
<u>Slade Gorton</u>								
80							\$35,072	\$167,250
1981-82	\$236,754	\$72,947	\$88,255			\$267,622	\$0	\$0
1983-84	\$336,252	\$205,471	\$112,500			\$206,811	\$0	\$0
1985-86	\$3,316,123	\$2,020,063	\$1,162,761			\$3,290,072	\$161,447	\$0
<u>Breck Adams</u>								
1985-86	\$1,973,142	\$1,183,317	\$658,396	\$125,600		\$1,912,307	\$86,797	\$110,751
WISCONSIN								
<u>Robert Kastan</u>								
80							\$38,522	\$11,117
1981-82	\$63,948	\$8,682	\$9,027			\$89,488	\$0	\$0
1983-84	\$742,582	\$626,173	\$97,576			\$392,207	\$0	\$0
1985-86	\$3,196,093	\$1,855,680	\$1,093,147	\$42,420		\$3,433,870	\$125,579	\$10,500
<u>Ed Garvey</u>								
1985-86	\$1,308,927	\$766,355	\$462,844	\$47,000		\$1,306,702	\$2,226	\$60,571

10
#1