

FEDERAL ELECTION COMMISSION



Press Office
999 E Street, N.W., Washington, D.C. 20463
Phone: Local 378-3155 Toll Free 800-424-9530

FOR IMMEDIATE RELEASE: FRIDAY
OCTOBER 31, 1986

CONTACT: FRED EILLAND
SHARON SNYDER
KAREN FINUCAN

FEC PROVIDES PRE-ELECTION SUMMARY

WASHINGTON -- Candidates for this November's Senate and House races have raised \$344 million and spent \$300 million on their election campaigns through mid-October, according to figures released by the Federal Election Commission today.

The FEC summarized the activity of 956 major party, minor party, and independent candidates on general election ballots, showing that 72 Senate candidates raised \$156 million and spent \$143 million; receiving 68%, or \$106 million, from individuals, and 24%, or \$37 million of their funds from PAC's.

Candidates for House seats numbered 884. They raised \$188 million and spent \$157 million. Fifty-one percent (51%) of their funds, \$96 million, were contributed by individuals; thirty-five percent (35%), \$66 million, came from PAC's.

The FEC also provided a ranking of all Senate candidates through the pre-general election period according to monies raised and spent, the total amount contributed by individuals and PAC's, and the cash balance in the closing days of the campaigns.

Also included in the FEC's survey was a summary of the financial activity of all Senate and House candidates, including primary losers, through the end of September. Comparison with 1984 figures provided by the FEC shows that campaign spending for the 21-month period increased by about 15% in the '86 elections.

The FEC ranked the top 50 House candidates for the 21-month period for the categories of total raised, total spent, amounts contributed by individuals and by PAC's and closing cash balances on September 30.

Attached are summaries for: general election candidates through mid-October; activity for all candidates, including those who lost in the primaries, through September; charts illustrating those 21-month summary figures; listings of top 50 House campaigns for 21-months; and rankings of Senate campaigns through mid-October.

	Number	Total Receipts	Individual Contributions	Other Committees	Candidate Contributions	Candidate Loans	Other Loans	Total Disbursements	Cash-on Hand
Senate	72	\$156.43	\$105.49	\$36.83	\$0.07	\$2.37	\$0.46	\$142.81	\$21.59
Democrats	34	\$63.09	\$41.00	\$16.30	\$0.04	\$1.51	\$0.11	\$57.04	\$7.35
Incumbents	9	\$22.50	\$15.11	\$6.52	\$0.01	\$0.03	\$0.00	\$19.98	\$3.76
Challengers	18	\$24.76	\$15.96	\$6.20	\$0.03	\$0.40	\$0.01	\$22.04	\$2.78
Open Seats	7	\$15.83	\$9.93	\$3.58	\$0.00	\$1.08	\$0.10	\$15.02	\$0.81
Republicans	34	\$93.31	\$64.46	\$20.53	\$0.03	\$0.86	\$0.35	\$85.74	\$14.24
Incumbents	18	\$57.03	\$39.21	\$14.14	\$0.00	\$0.00	\$0.10	\$51.56	\$12.14
Challengers	9	\$13.87	\$10.92	\$1.53	\$0.02	\$0.71	\$0.06	\$13.50	\$0.37
Open Seats	7	\$22.41	\$14.33	\$4.86	\$0.01	\$0.15	\$0.19	\$20.68	\$1.73
Other	4	\$0.03	\$0.03	\$0.00	\$0.00	\$0.00	\$0.00	\$0.03	\$0.00
House	884	\$187.60	\$95.51	\$66.15	\$1.79	\$9.55	\$1.33	\$156.82	\$61.79
Democrats	422	\$100.76	\$46.58	\$41.12	\$1.09	\$4.41	\$0.94	\$83.41	\$35.20
Incumbents	235	\$71.50	\$31.06	\$33.13	\$0.52	\$0.85	\$0.59	\$57.32	\$32.09
Challengers	144	\$15.72	\$8.38	\$4.31	\$0.41	\$1.69	\$0.10	\$13.91	\$1.77
Open Seats	43	\$13.54	\$7.14	\$3.68	\$0.16	\$1.87	\$0.25	\$12.18	\$1.34
Republicans	381	\$86.70	\$48.91	\$25.03	\$0.62	\$5.11	\$0.39	\$73.29	\$26.58
Incumbents	160	\$56.41	\$30.77	\$20.42	\$0.12	\$0.48	\$0.10	\$45.36	\$23.99
Challengers	180	\$15.38	\$9.24	\$1.50	\$0.26	\$3.06	\$0.24	\$14.34	\$1.23
Open Seats	41	\$14.91	\$8.90	\$3.11	\$0.24	\$1.57	\$0.05	\$13.59	\$1.36
Other	81	\$0.14	\$0.02	\$0.00	\$0.08	\$0.03	\$0.00	\$0.12	\$0.01

(Figures in millions of dollars)

ACTIVITY OF GENERAL ELECTION CANDIDATES ONLY
January 1, 1985 through October 15, 1986

Note: Open seats are those in which incumbent did not seek re-election.
"Other committees" may include monies from committees other than PAC's.

0 2 0 0 8 0 7 8

	Number	Total Receipts	Individual Contributions	Other Committees	Candidate Contributions	Candidate Loans	Other Loans	Total Disbursements	Cash-on Hand
Senate	261	\$165.95	\$106.35	\$34.01	\$0.54	\$9.98	\$0.85	\$145.82	\$28.06
Democrats	127	\$69.58	\$39.17	\$14.93	\$0.15	\$8.55	\$0.27	\$60.86	\$10.04
Incumbents	9	\$20.71	\$12.25	\$5.92	\$0.00	\$0.00	\$0.00	\$16.25	\$5.70
Challengers	75	\$30.26	\$15.37	\$5.71	\$0.07	\$6.58	\$0.01	\$27.25	\$3.05
Open Seats	43	\$18.61	\$11.55	\$3.30	\$0.08	\$1.97	\$0.26	\$17.36	\$1.29
Republicans	92	\$96.34	\$67.16	\$19.08	\$0.39	\$1.43	\$0.58	\$84.94	\$18.02
Incumbents	18	\$53.35	\$36.42	\$12.90	\$0.00	\$0.00	\$0.10	\$44.88	\$15.08
Challengers	46	\$20.51	\$15.71	\$1.85	\$0.13	\$1.15	\$0.28	\$19.55	\$0.96
Open Seats	28	\$22.48	\$15.03	\$4.33	\$0.26	\$0.28	\$0.20	\$20.51	\$1.98
Other	42	\$0.03	\$0.02	\$0.00	\$0.00	\$0.00	\$0.00	\$0.02	\$0.00
House	1601	\$188.53	\$96.47	\$59.74	\$3.15	\$13.80	\$1.58	\$153.05	\$65.86
Democrats	841	\$100.40	\$47.04	\$36.87	\$1.59	\$6.55	\$1.02	\$79.71	\$37.93
Incumbents	235	\$65.86	\$28.60	\$29.83	\$0.43	\$0.83	\$0.50	\$49.29	\$33.81
Challengers	430	\$16.21	\$8.62	\$3.63	\$0.78	\$2.29	\$0.08	\$13.80	\$2.44
Open Seats	176	\$18.33	\$9.82	\$3.41	\$0.38	\$3.43	\$0.44	\$16.62	\$1.68
Republicans	596	\$87.96	\$49.40	\$22.87	\$1.47	\$7.22	\$0.56	\$73.20	\$27.92
Incumbents	161	\$51.41	\$28.21	\$18.41	\$0.07	\$0.37	\$0.09	\$39.05	\$25.17
Challengers	319	\$15.66	\$9.34	\$1.31	\$0.59	\$3.03	\$0.39	\$14.77	\$1.10
Open Seats	116	\$20.89	\$11.85	\$3.15	\$0.81	\$3.82	\$0.08	\$19.38	\$1.65
Other	164	\$0.17	\$0.03	\$0.00	\$0.09	\$0.03	\$0.00	\$0.14	\$0.01

(figures in millions of dollars)

ACTIVITY OF ALL CONGRESSIONAL CANDIDATES - INCLUDING PRIMARY LOSERS
January 1, 1985 through September 30, 1986

Note: Open seats are those in which the incumbent did not seek re-election.
"Other committees" may include monies from committees other than PAC's.

1 9 2 2 0 0 8 0 7 8

	1983 - 84			1985 - 86			Latest Cash
	No. Receipts	Indiv.	PAC's	No. Receipts	Indiv.	PAC's	
Senate	254	\$140.32	\$89.28	\$24.87	\$126.37	\$17.23	
Democrat	110	\$67.90	\$40.53	\$11.87	\$59.36	\$10.58	
Incumbent	12	\$19.20	\$12.32	\$5.64	\$13.71	\$7.57	
Challenger	61	\$21.43	\$14.63	\$3.62	\$20.10	\$1.35	
Open Seat	37	\$27.27	\$13.58	\$2.61	\$25.55	\$1.66	
Republican	98	\$72.33	\$48.71	\$13.00	\$66.93	\$6.64	
Incumbent	17	\$43.26	\$31.62	\$9.80	\$38.42	\$5.86	
Challenger	46	\$8.00	\$4.79	\$1.05	\$7.84	\$0.38	
Open Seat	35	\$21.07	\$12.30	\$2.15	\$20.67	\$0.40	
Other	46	\$0.09	\$0.04	\$0.00	\$0.08	\$0.01	
House	1769	\$163.71	\$84.71	\$57.33	\$134.30	\$48.44	
Democrat	902	\$91.20	\$43.82	\$36.33	\$75.02	\$27.15	
Incumbent	263	\$62.91	\$29.69	\$31.03	\$48.52	\$25.25	
Challenger	531	\$16.29	\$8.25	\$3.44	\$15.10	\$1.27	
Open Seat	108	\$12.00	\$5.88	\$1.86	\$11.40	\$0.63	
Republican	639	\$72.06	\$40.71	\$20.99	\$58.70	\$21.25	
Incumbent	155	\$39.99	\$22.32	\$15.89	\$29.22	\$18.60	
Challenger	370	\$20.93	\$12.32	\$3.10	\$19.11	\$1.87	
Open Seat	114	\$11.14	\$6.07	\$2.00	\$10.37	\$0.78	
Other	228	\$0.45	\$0.18	\$0.01	\$0.58	\$0.04	

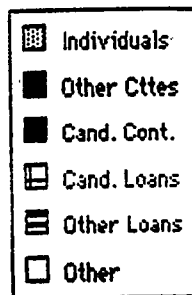
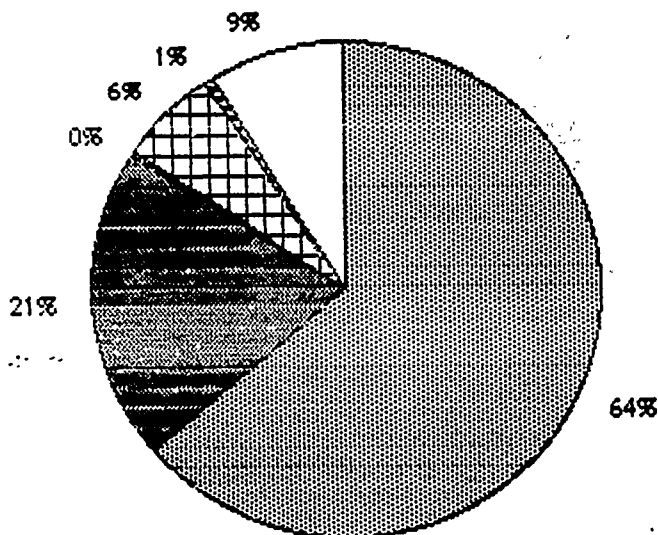
(figures in millions of dollars)

COMPARISON FIGURES FOR 21-MONTH PERIOD: 83-84 and 85-86


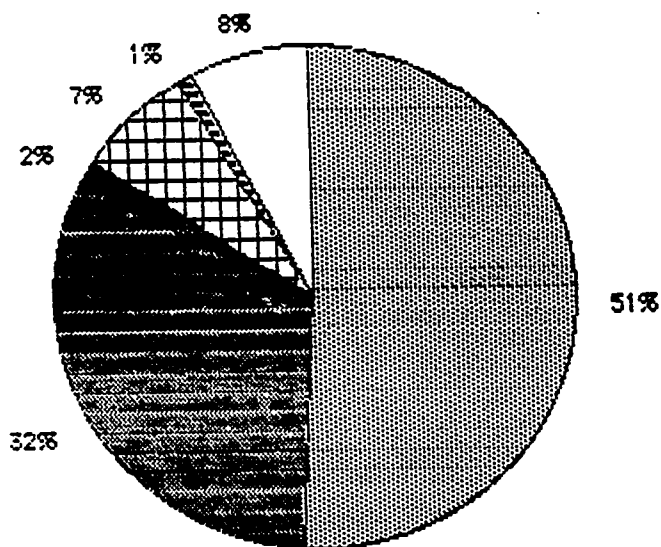
Note: PAC figures were taken from different sources for 83-84 and 85-86. The 83-84 figures were compiled from PAC reports. Data for 85-86 was taken from receipts reported by candidates.

8 7 0 8 0 2 0 3 3 6 3

Senate



House



Charts illustrating 1985-86 financial activity for all Congressional candidates for 21-month period: January 1, 1985 through September 30, 1986.

SENATE RANKINGS - RECEIPTS

1.	Zachau	R-CA	\$ 9,363,288
2.	CRANSTON	D-CA	\$ 8,804,877
3.	PACKWOOD	R-OR	\$ 6,472,833
4.	D'AMATO	R-NY	\$ 6,212,254
5.	HAWKINS	R-FL	\$ 5,785,953
6.	Graham	D-FL	\$ 5,354,930
7.	Moore	R-LA	\$ 5,293,234
8.	SPECTER	R-PA	\$ 4,721,359
9.	Bond	R-MO	\$ 4,406,982
10.	MATTINGLY	R-GA	\$ 4,074,897
11.	Broyhill	R-NC	\$ 4,012,993
12.	DENTON	R-AL	\$ 3,784,845
13.	Woods	D-MO	\$ 3,737,931
14.	Edgar	D-PA	\$ 3,372,558
15.	SYMS	R-ID	\$ 3,084,613
16.	ABENOR	R-SD	\$ 3,036,552
17.	Kramer	R-CO	\$ 3,033,320
18.	Sanford	D-NC	\$ 3,010,916
19.	Wirth	D-CO	\$ 2,939,155
20.	KASTEN	R-WI	\$ 2,875,000
21.	Daschle	D-SD	\$ 2,851,173
22.	NICKLES	R-OK	\$ 2,659,238
23.	GORTON	R-WA	\$ 2,565,676
24.	GRASSLEY	R-IA	\$ 2,526,044
25.	DOLE	R-KS	\$ 2,442,688
26.	Breaux	D-LA	\$ 2,313,280
27.	Fowler	D-GA	\$ 2,251,383
28.	Jones	D-OK	\$ 2,250,303
29.	Santini	R-NV	\$ 2,207,892
30.	McCain	R-AZ	\$ 2,177,669
31.	QUAYLE	R-IN	\$ 2,148,220
32.	HOLLINGS	D-SC	\$ 2,129,466
33.	DODD	D-CT	\$ 2,058,813
34.	Shelby	D-AL	\$ 2,026,915
35.	DIXON	D-IL	\$ 1,922,600
36.	Evans	D-ID	\$ 1,833,913
37.	GLENN	D-OH	\$ 1,813,126
38.	Mikulski	D-MD	\$ 1,709,118
39.	LEAHY	D-VT	\$ 1,696,319
40.	ANDREWS	R-ND	\$ 1,695,567
41.	Reid	D-NV	\$ 1,679,665
42.	BUMPERS	D-AR	\$ 1,565,258
43.	FORD	D-KY	\$ 1,407,625
44.	Snelling	R-VT	\$ 1,387,549
45.	Adams	D-WA	\$ 1,298,257
46.	MURKOWSKI	R-AK	\$ 1,284,827
47.	Chavez	R-MD	\$ 1,278,616
48.	INOUE	D-HI	\$ 1,097,885
49.	Green	D-NY	\$ 1,070,251
50.	Garvey	D-NI	\$ 1,024,761
51.	GARN	R-UT	\$ 942,715
52.	Hutchinson	R-AR	\$ 774,093
53.	Rudman	R-NH	\$ 739,107
54.	Koehler	R-IL	\$ 746,923
55.	Conrad	D-ND	\$ 605,057
56.	Kindness	R-OH	\$ 586,457
57.	McMaster	R-SC	\$ 510,037
58.	Kimball	D-AZ	\$ 424,105
59.	Eddy	R-CT	\$ 390,989
60.	Olds	D-AK	\$ 261,191
61.	Roehrick	D-IA	\$ 231,594
62.	Peabody	D-NH	\$ 130,930 (through 9/30)
63.	Long	D-IN	\$ 107,169
64.	Andrews	R-KY	\$ 52,426
65.	Bauman	D-OR	\$ 47,299
66.	Hutchinson	R-HI	\$ 28,725
67.	Oliver	D-UT	\$ 19,143
68.	MacDonald	D-KS	\$ 0

Incumbents in capital letters.

SERVICE RANKINGS - DISBURSEMENTS

1.	Zschau	R-CA	\$ 9,130,938
2.	CRANSTON	D-CA	\$ 8,600,344
3.	D'AMATO	R-NY	\$ 6,012,977
4.	PACKWOOD	R-OR	\$ 5,934,586
5.	HAWKINS	R-FL	\$ 5,517,603
6.	Moore	R-LA	\$ 4,812,577
7.	SPECTER	R-PA	\$ 4,604,400
8.	Graham	D-FL	\$ 4,404,620
9.	MATTINGLY	R-GA	\$ 4,198,135
10.	Broyhill	R-NC	\$ 3,991,640
11.	Bond	R-MO	\$ 3,950,670
12.	DENTON	R-AL	\$ 3,657,093
13.	Woods	D-MO	\$ 3,429,109
14.	Edgar	D-PA	\$ 3,267,807
15.	Sanford	D-NC	\$ 3,005,553
16.	Kramer	R-CO	\$ 2,953,597
17.	KASTEN	R-WI	\$ 2,939,173
18.	SYMS	R-ID	\$ 2,896,774
19.	Wirth	D-CO	\$ 2,889,745
20.	NICKLES	R-OK	\$ 2,490,734
21.	Daschle	D-SD	\$ 2,467,250
22.	GORTON	R-WA	\$ 2,420,508
23.	ABDNOR	R-SD	\$ 2,348,117
24.	Breaux	D-LA	\$ 2,185,789
25.	Santini	R-NV	\$ 2,069,553
26.	Fowler	D-GA	\$ 2,049,252
27.	GRASSLEY	R-IA	\$ 2,020,380
28.	DODD	D-CT	\$ 1,979,876
29.	HOLLINGS	D-SC	\$ 1,881,090
30.	Jones	D-OK	\$ 1,911,466
31.	DIXON	D-IL	\$ 1,814,096
32.	McCain	R-AZ	\$ 1,811,029
33.	Shelby	D-AL	\$ 1,733,087
34.	Evans	D-ID	\$ 1,666,570
35.	Reid	D-NV	\$ 1,650,824
36.	QUAYLE	R-IN	\$ 1,642,283
37.	Mikulski	D-MD	\$ 1,454,868
38.	ANDREWS	R-ND	\$ 1,443,436
39.	Snelling	R-VT	\$ 1,361,424
40.	DOLE	R-KS	\$ 1,345,988
41.	LEAHY	D-VT	\$ 1,330,358
42.	GLENN	D-OH	\$ 1,231,878
43.	BUMPERS	D-AR	\$ 1,230,330
44.	Adams	D-WA	\$ 1,212,414
45.	Chavez	R-MD	\$ 1,086,828
46.	MURKOWSKI	R-AK	\$ 1,060,889
47.	FORD	D-KY	\$ 1,016,667
48.	Garvey	D-WI	\$ 993,160
49.	Green	D-NY	\$ 992,428
50.	INOUYE	D-HI	\$ 890,950
51.	Hutchinson	R-AR	\$ 769,168
52.	Koehler	R-IL	\$ 739,759
53.	GARN	R-UT	\$ 604,215
54.	Kindness	R-OH	\$ 572,787
55.	Conrad	D-ND	\$ 535,212
56.	McMaster	R-SC	\$ 471,774
57.	Rudman	R-NH	\$ 437,104
58.	Kimball	D-AZ	\$ 386,438
59.	Eddy	R-CT	\$ 344,575
60.	Olds	D-AK	\$ 271,331
61.	Roehrick	D-IA	\$ 219,309
62.	Peabody	D-NH	\$ 118,413 (through 9/30)
63.	Long	D-IN	\$ 102,067
64.	Andrews	R-KY	\$ 52,263
65.	Bauman	D-OR	\$ 45,222
66.	Hutchinson	R-HI	\$ 27,823
67.	Oliver	D-UT	\$ 18,770
68.	MacDonald	D-KS	\$ 0

Incumbents in capital letters.

87080203365

SENATE RANKINGS - INDIVIDUAL CONTRIBUTIONS

1.	Zschau	R-CA	\$ 7,751,139
2.	CRANSTON	D-CA	\$ 7,378,855
3.	PACKWOOD	R-OR	\$ 5,033,326
4.	HAWKINS	R-FL	\$ 4,805,703
5.	D'AMATO	R-NY	\$ 4,632,358
6.	Graham	D-FL	\$ 4,528,165
7.	SPECTER	R-PA	\$ 3,421,466
8.	Bond	R-MO	\$ 3,288,439
9.	DENTON	R-AL	\$ 3,149,275
10.	MATTINGLY	R-GA	\$ 3,027,932
11.	Woods	D-MO	\$ 2,991,209
12.	Moore	R-LA	\$ 2,825,678
13.	Broyhill	R-NC	\$ 2,556,206
14.	Edgar	D-PA	\$ 2,407,759
15.	Kramer	R-CO	\$ 2,273,579
16.	ABDNOR	R-SD	\$ 2,038,360
17.	Wirth	D-CO	\$ 1,926,310
18.	Daschle	D-SD	\$ 1,869,026
19.	SYMMS	R-ID	\$ 1,727,500
20.	KASTEN	R-WI	\$ 1,715,295
21.	NICKLES	R-OK	\$ 1,677,389
22.	Sanford	D-NC	\$ 1,641,761
23.	GORTON	R-WA	\$ 1,533,573
24.	GRASSLEY	R-IA	\$ 1,497,764
25.	DODD	D-CT	\$ 1,383,153
26.	Breaux	D-LA	\$ 1,313,361
27.	QUAYLE	R-IN	\$ 1,286,679
28.	Jones	D-OK	\$ 1,288,096
29.	McCain	R-AZ	\$ 1,242,575
30.	DOLE	R-KS	\$ 1,239,304
31.	Evans	D-ID	\$ 1,207,968
32.	HOLLINGS	D-SC	\$ 1,178,139
33.	GLENN	D-OH	\$ 1,154,653
34.	Santini	R-NV	\$ 1,119,584
35.	BUMPERS	D-AR	\$ 1,043,534
36.	Fowler	D-GA	\$ 1,033,389
37.	Chavez	R-MD	\$ 1,020,530
38.	Green	D-NY	\$ 1,016,700
39.	DIXON	D-IL	\$ 1,012,753
40.	Mikulski	D-MD	\$ 970,666
41.	LEAHY	D-VT	\$ 914,519
42.	Reid	D-NV	\$ 838,041
43.	Snelling	R-VT	\$ 809,521
44.	Adams	D-WA	\$ 734,970
45.	ANDREWS	R-ND	\$ 710,686
46.	Rudman	R-NH	\$ 702,923
47.	Hutchinson	R-AR	\$ 683,892
48.	MURKOWSKI	R-AK	\$ 637,823
49.	Garvey	D-WI	\$ 612,959
50.	FORD	D-KY	\$ 571,376
51.	Shelby	D-AL	\$ 548,546
52.	Koehler	R-IL	\$ 548,272
53.	INOUE	D-HI	\$ 468,958
54.	McMaster	R-SC	\$ 393,207
55.	Kindness	R-OH	\$ 374,506
56.	GARN	R-UT	\$ 371,577
57.	Conrad	D-ND	\$ 350,229
58.	Eddy	R-CT	\$ 326,228
59.	Kimball	D-AZ	\$ 244,655
60.	Olds	D-AK	\$ 129,560
61.	Peabody	D-NH	\$ 96,149 (through 9/30)
62.	Roehrick	D-IA	\$ 89,667
63.	Long	D-IN	\$ 44,879
64.	Andrews	R-KY	\$ 26,698
65.	Bauman	D-OR	\$ 17,674
66.	Oliver	D-UT	\$ 14,893
67.	Hutchinson	R-HI	\$ 8,375
68.	MacDonald	D-KS	\$ 0

Incumbents in capital letters.

8 7 0 8 0 ? 0 3 3 6 6

SENATE RANKINGS - PAC RECEIPTS

1.	SYMS	R-ID	\$ 1,217,942
2.	CRANSTON	D-CA	\$ 1,207,614
3.	Broyhill	R-NC	\$ 1,049,217
4.	SPECTER	R-PA	\$ 1,029,204
5.	Bond	R-MO	\$ 996,523
6.	PACKWOOD	R-OR	\$ 992,017
7.	Moore	R-LA	\$ 957,730
8.	Zachau	R-CA	\$ 954,014
9.	ABDNOR	R-SD	\$ 944,656
10.	GORTON	R-WA	\$ 936,174
11.	DOLE	R-KS	\$ 926,574
12.	KASTEN	R-WI	\$ 925,679
13.	Jones	D-OK	\$ 885,485
14.	Daschle	D-SD	\$ 876,069
15.	GRASSLEY	R-IA	\$ 866,826
16.	ANDREWS	R-ND	\$ 864,211
17.	DIXON	D-IL	\$ 849,509
18.	HOLLINGS	D-SC	\$ 841,482
19.	MATTINGLY	R-GA	\$ 787,304
20.	D'AMATO	R-NY	\$ 785,684
21.	QUAYLE	R-IN	\$ 779,919
22.	FORD	D-KY	\$ 766,582
23.	NICKLES	R-OK	\$ 762,678
24.	Graham	D-FL	\$ 747,733
25.	HAWKINS	R-FL	\$ 730,805
26.	Edgar	D-PA	\$ 725,771
27.	LEAHY	D-VT	\$ 722,450
28.	Shelby	D-AL	\$ 692,118
29.	Woods	D-MO	\$ 692,051
30.	Breaux	D-LA	\$ 663,761
31.	McCain	R-AZ	\$ 662,212
32.	Wirth	D-CO	\$ 659,338
33.	Reid	D-NV	\$ 649,287
34.	DODD	D-CT	\$ 619,096
35.	Kramer	R-CO	\$ 618,716
36.	Evans	D-ID	\$ 591,107
37.	GLENN	D-OH	\$ 568,311
38.	DENTON	R-AL	\$ 534,690
39.	MURKOWSKI	R-AK	\$ 529,279
40.	GARN	R-UT	\$ 522,430
41.	Mikulski	D-MD	\$ 500,373
42.	INOUE	D-HI	\$ 499,650
43.	BUMPERS	D-AR	\$ 441,778
44.	Fowler	D-GA	\$ 422,601
45.	Adams	D-WA	\$ 411,796
46.	Santini	R-NV	\$ 394,148
47.	Garvey	D-WI	\$ 349,509
48.	Sanford	D-NC	\$ 263,637
49.	Conrad	D-ND	\$ 228,175
50.	Snelling	R-VT	\$ 216,883
51.	Chavez	R-MD	\$ 182,292
52.	Kindness	R-OH	\$ 157,438
53.	Kimball	D-AZ	\$ 152,287
54.	Roehrick	D-IA	\$ 88,672
55.	Olds	D-AK	\$ 81,500
56.	Hutchinson	R-AR	\$ 65,148
57.	Koehler	R-IL	\$ 60,086
58.	Long	D-IN	\$ 50,850
59.	McMaster	R-SC	\$ 38,369
60.	Eddy	R-CT	\$ 33,213
61.	Peabody	D-NH	\$ 30,250 (through 9/30)
62.	Bauman	D-OR	\$ 11,960
63.	Andrews	R-KY	\$ 3,500
64.	Hutchinson	R-HI	\$ 3,250
65.	Oliver	D-UT	\$ 2,000
66.	Rudman	R-NH	\$ 1,700
67.	Green	D-NY	\$ 0
68.	MacDonald	D-KS	\$ 0

Incumbents in capital letters.

SENATE RANKINGS - CASH - ON - HAND

1.	D'AMATO	R-NY	\$ 2,236,762
2.	DOLE	R-KS	\$ 2,160,967
3.	PACKWOOD	R-OR	\$ 1,029,004
4.	Graham	D-FL	\$ 950,309
5.	SPECTER	R-PA	\$ 893,784
6.	NICKLES	R-OK	\$ 801,434
7.	GRASSLEY	R-IA	\$ 756,766
8.	ABDNOR	R-SD	\$ 738,838
9.	INOUE	D-HI	\$ 671,020
10.	GLENN	D-OH	\$ 630,993
11.	QUAYLE	R-IN	\$ 569,797
12.	Moore	R-LA	\$ 480,662
13.	LEAHY	D-VT	\$ 479,088
14.	ANDREWS	R-ND	\$ 465,753
15.	Bond	R-MO	\$ 456,311
16.	HAWKINS	R-FL	\$ 455,499
17.	FORD	D-KY	\$ 433,685
18.	CRANSTON	D-CA	\$ 407,237
19.	BUMPERS	D-AR	\$ 405,955
20.	Daschle	D-SD	\$ 394,335
21.	Jones	D-OK	\$ 385,882
22.	McCain	R-AZ	\$ 366,640
23.	GARN	R-UT	\$ 351,272
24.	Rudman	R-NH	\$ 337,309
25.	Woods	D-MD	\$ 308,821
26.	KASTEN	R-WI	\$ 299,184
27.	Shelby	D-AL	\$ 293,827
28.	HOLLINGS	D-SC	\$ 284,441
29.	GORTON	R-WA	\$ 280,566
30.	Mikulski	D-MD	\$ 254,250
31.	MURKOWSKI	R-AR	\$ 241,581
32.	Zschau	R-CA	\$ 232,351
33.	DODD	D-CT	\$ 226,683
34.	DIXON	D-IL	\$ 225,700
35.	SYMS	R-ID	\$ 218,421
36.	Fowler	D-GA	\$ 202,131
37.	MATTINGLY	R-GA	\$ 193,479
38.	Chavez	R-MD	\$ 188,788
39.	Evans	D-ID	\$ 149,250
40.	Santini	R-NV	\$ 138,339
41.	DENTON	R-AL	\$ 133,966
42.	Breaux	D-LA	\$ 127,691
43.	Adams	D-WA	\$ 111,326
44.	Edgar	D-PA	\$ 105,629
45.	Kramer	R-CO	\$ 79,723
46.	Green	D-NY	\$ 77,817
47.	Conrad	D-ND	\$ 69,846
48.	Wirth	D-CO	\$ 49,410
49.	Eddy	R-CT	\$ 46,414
50.	McMaster	R-SC	\$ 38,263
51.	Kimball	D-AZ	\$ 37,666
52.	Garvey	D-WI	\$ 31,601
53.	Reid	D-NV	\$ 28,841
54.	Snelling	R-VT	\$ 26,124
55.	Broyhill	R-NC	\$ 21,251
56.	Kindness	R-OH	\$ 13,669
57.	Peabody	D-NH	\$ 12,517 (through 9/30)
58.	Roehrick	D-IA	\$ 8,285
59.	Koehler	R-IL	\$ 7,163
60.	Sanford	D-NC	\$ 5,362
61.	Hutchinson	R-AR	\$ 4,924
62.	Bauman	D-OR	\$ 2,082
63.	Long	D-IN	\$ 1,958
64.	Hutchinson	R-HI	\$ 901
65.	Oliver	D-UT	\$ 373
66.	Andrews	R-KY	\$ 161
67.	MacDonald	D-KS	\$ 0
68.	Olds	D-AK	\$ -12,215

Incumbents in capital letters.

R 7 0 8 0 : 0 3 3 6 8

TOP 50 FUNDRAISERS - HOUSE
THROUGH SEPTEMBER 30, 1986
(transfers within campaigns have been deleted)

R 7 0 8 0 + 0 3 3 6 9

1. Kemp (R-NY/31) Inc.....\$ 2,112,078	26. Gray ² (R-NC/5) Chl.....\$ 739,144
2. Kennedy (D-MA/8) Open.....\$ 1,563,631	27. Bunning (R-KY/4) Open.....\$ 733,885
3. Hargett ¹ (R-TX/1) Open.....\$ 1,200,317	28. Weber (R-MN/2) Inc.....\$ 731,451
4. Pepper (D-FL/18) Inc.....\$ 1,127,791	29. Calvert ² (R-OK/1) Open....\$ 712,535
5. Dellums (D-CA/8) Inc.....\$ 1,060,084	30. Frost (D-TX/24) Inc.....\$ 709,004
6. Krause ² (R-CO/5) Open.....\$ 975,653	31. Gejdenson (D-CT/2) Inc....\$ 708,765
7. Wright (D-TX/12) Inc.....\$ 952,031	32. McMillan (R-NC/9) Inc.....\$ 698,232
8. Dornan (R-CA/38) Inc.....\$ 928,778	33. Bartlett (R-TX/3) Inc.....\$ 687,485
9. Bryant (D-TX/5) Inc.....\$ 907,012	34. Hope (R-CA/21) Open.....\$ 684,534
10. Pickle (D-TX/10) Inc.....\$ 899,599	35. Hayes (D-LA/7) Open.....\$ 680,771
11. Dioguardi (R-NY/20) Inc.....\$ 894,153	36. Townsend (D-MD/2) Chl.....\$ 668,649
12. Holtzman (R-PA/11) Chl.....\$ 872,820	37. Wolpe (D-MI/3) Inc.....\$ 667,504
13. Gibbons (D-FL/7) Inc.....\$ 855,385	38. Gephardt (D-MO/3) Inc.....\$ 662,618
14. Aucoin (D-OR/1) Inc.....\$ 839,004	39. Boulter (R-TX/13) Inc.....\$ 657,229
15. Buckman (R-PA/18) Chl.....\$ 836,014	40. Swindall (R-GA/4) Inc.....\$ 657,151
16. Chapman ¹ (D-TX/1) Inc.....\$ 822,718	41. Hudson (D-LA/6) Open.....\$ 656,789
17. Smith (R-TX/21) Open.....\$ 811,545	42. Robinson (D-AR/2) Inc.....\$ 635,643
18. Bentley (R-MD/2) Inc.....\$ 790,595	43. Michel (R-IL/18) Inc.....\$ 635,516
19. Barton (R-TX/6) Inc.....\$ 783,759	44. Boner (D-TN/5) Inc.....\$ 622,810
20. Bainum (D-MD/8) Open.....\$ 780,757	45. Bliley (R-VA/3) Inc.....\$ 621,552
21. Sweeney (R-TX/14) Inc.....\$ 778,349	46. Levine (D-CA/27) Inc.....\$ 615,742
22. Wolf (R-VA/10) Inc.....\$ 767,714	47. Downey (D-NY/2) Inc.....\$ 613,671
23. Kyl (R-AZ/4) Open.....\$ 765,889	48. Coelho (D-CA/15) Inc.....\$ 607,452
24. Schuette (R-MI/10) Inc.....\$ 741,602	49. Gray (D-PA/2) Inc.....\$ 594,984
25. Smith (D-FL/16) Inc.....\$ 739,208	50. McMillan (D-MD/4) Open....\$ 594,558

¹Candidate was involved in a special election.

²Rollover of debt has affected totals.

TOP 50 SPENDERS - HOUSE
THROUGH SEPTEMBER 30, 1986
(transfers within campaigns have been deleted)

8708003370

1. Kemp (R-NY/31) Inc.....\$ 1,881,056	26. Aucoin (D-OR/1) Inc.....\$ 664,919
2. Kennedy (D-MA/8) Open.....\$ 1,471,370	27. Gephardt (D-MD/3) Inc...\$ 651,962
3. Hargett ¹ (R-TX/1) Open.....\$ 1,201,701	28. Barton (R-TX/6) Inc.....\$ 650,180
4. Pepper (D-FL/18) Inc.....\$ 1,040,126	29. Bentley (R-MD/2) Inc.....\$ 649,625
5. Pickle (D-TX/10) Inc.....\$ 1,018,449	30. Schuette (R-MI/10) Inc..\$ 618,353
6. Krause ² (R-CO/5) Open.....\$ 973,965	31. Wright (D-TX/12) Inc....\$ 618,174
7. Holtzman (R-PA/11) Chl.....\$ 963,936	32. Townsend (D-MD/2) Chl...\$ 607,195
8. Dellums (D-CA/8) Inc.....\$ 951,707	33. Weber (R-MN/2) Inc.....\$ 601,530
9. Dornan (R-CA/38) Inc.....\$ 896,216	34. Bunning (R-KY/4) Open...\$ 599,117
10. Buckman (R-PA/18) Chl.....\$ 827,827	35. Bliley (R-VA/3) Inc.....\$ 595,095
11. Chapman ¹ (D-TX/1) Inc.....\$ 797,086	36. Boulter (R-TX/13) Inc...\$ 592,988
12. Smith (R-TX/21) Open.....\$ 786,289	37. McMillan (R-NC/9) Inc...\$ 587,227
13. Dioguardi (R-NY/20) Inc.....\$ 779,428	38. Geren (D-TX/6) Chl.....\$ 556,812
14. Bryant (D-TX/5) Inc.....\$ 741,754	39. Alexander (D-AR/1) Inc..\$ 552,790
15. Boner (D-TN/5) Inc.....\$ 741,093	40. Kanjorski (D-PA/11) Inc.\$ 549,936
16. Sweeney (R-TX/14) Inc.....\$ 738,646	41. Epperson (R-NC/5) Chl...\$ 545,124
17. Gray ² (R-NC/5) Chl.....\$ 729,180	42. Robinson (D-AR/2) Inc...\$ 543,986
18. Bainum (D-MD/8) Open.....\$ 721,107	43. Michel (R-IL/18) Inc....\$ 525,368
19. Calvert ² (R-OK/1) Open.....\$ 704,670	44. St. Germain (D-RI/1) Inc.\$ 505,310
20. Kyl (R-AZ/4) Open.....\$ 688,839	45. Price (D-NC/4) Chl.....\$ 504,393
21. Gejdenson (D-CT/2) Inc.....\$ 682,675	46. Gibbons (D-FL/7) Inc....\$ 495,743
22. Hope (R-CA/21) Open.....\$ 681,278	47. Frost (D-TX/24) Inc.....\$ 495,060
23. Wolpe (D-MI/3) Inc.....\$ 678,468	48. Coelho (D-CA/15) Inc....\$ 490,024
24. Hudson (D-LA/6) Open.....\$ 672,009	49. Roosevelt (D-MA/8) Open.\$ 487,181
25. Hayes (D-LA/7) Open.....\$ 671,954	50. Abt (R-MA/8) Open.....\$ 486,329

¹Candidate was involved in a special election.
²Rollover of debt has affected totals.

TOP 50 CONTRIBUTIONS FROM INDIVIDUALS - HOUSE
THROUGH SEPTEMBER 30, 1986

870803371

1. Kemp (R-NY/31) Inc.....\$ 1,760,448	26. Gallo (R-NJ/11) Inc...\$ 427,407
2. Kennedy (D-MA/8) Open.....\$ 1,277,824	27. Schuette (R-MI/10) Inc.\$ 426,373
3. Hargett ¹ (R-TX/1) Open.....\$ 908,401	28. McMillan (R-NC/9) Inc.\$ 424,197
4. Pepper (D-FL/18) Inc.....\$ 848,438	29. Sweeney (R-TX/14) Inc.\$ 423,226
5. Dornan (R-CA/38) Inc.....\$ 819,165	30. Courter (R-NJ/12) Inc.\$ 420,179
6. Dellums (D-CA/8) Inc.....\$ 794,908	31. Bentley (R-MD/2) Inc..\$ 416,698
7. Holtzman (R-PA/11) Chl.....\$ 628,543	32. Bryant (D-TX/5) Inc...\$ 410,331
8. Kyl (R-AZ/4) Open.....\$ 611,261	33. Krause (R-CO/5) Open..\$ 407,270
9. Dioguardi (R-NY/20) Inc.....\$ 562,146	34. Downey (D-NY/2) Inc...\$ 385,598
10. Smith (R-TX/21) Open.....\$ 558,857	35. Smith (D-FL/16) Inc...\$ 384,222
11. Bunning (R-KY/4) Open.....\$ 525,296	36. Green (R-NY/15) Inc...\$ 380,729
12. Townsend (D-MD/2) Chl.....\$ 518,426	37. Bliley (R-VA/3) Inc...\$ 370,336
13. Pickle (D-TX/10) Inc.....\$ 517,520	38. Hudson (D-LA/6) Open..\$ 364,765
14. Wolf (R-VA/10) Inc.....\$ 511,301	39. Aucoin (D-OR/1) Inc...\$ 362,897
15. Bartlett (R-TX/3) Inc.....\$ 501,113	40. Abzug (D-NY/20) Chl...\$ 357,126
16. Barton (R-TX/6) Inc.....\$ 492,611	41. Mrazek (D-NY/3) Inc...\$ 355,118
17. Levine (D-CA/27) Inc.....\$ 473,643	42. Milliken (D-VA/10) Chl.\$ 351,282
18. Swindall (R-GA/4) Inc.....\$ 459,204	43. Pickett (D-VA/2) Open..\$ 349,032
19. Bainum (D-MD/8) Open.....\$ 449,488	44. Frost (D-TX/24) Inc...\$ 346,767
20. Boulter (R-TX/13) Inc.....\$ 448,975	45. Robinson (D-AR/2) Inc.\$ 344,830
21. Weber (R-MN/2) Inc.....\$ 443,363	46. Kolbe (R-AZ/5) Inc....\$ 343,703
22. Gejdenson (D-CT/2) Inc.....\$ 439,896	47. Gingrich (R-GA/6) Inc.\$ 341,594
23. Chapman ¹ (D-TX/1) Inc.....\$ 438,728	48. Weldon (R-PA/7) Open..\$ 336,379
24. Wolpe (D-MI/3) Inc.....\$ 431,658	49. Coughlin (R-PA/13) Inc.\$ 332,706
25. Atkins (D-MA/5) Inc.....\$ 427,935	50. Calvert (R-OK/1) Open..\$ 329,034

¹Candidate was involved in a special election.

²Rollover of debt has affected totals.

TOP 50 PAC RECIPIENTS - HOUSE
(PAC totals may include contributions from other candidate committees)
THROUGH SEPTEMBER 30, 1986

87080303372

- | | |
|---|---|
| 1. Gibbons (D-FL/7) Inc.....\$ 525,920 | 26. Smith (D-FL/16) Inc.....\$ 255,872 |
| 2. Wright (D-TX/12) Inc.....\$ 432,118 | 27. Kemp (R-NY/31) Inc.....\$ 255,096 |
| 3. Michel (R-IL/18) Inc.....\$ 416,893 | 28. Barton (R-TX/6) Inc.....\$ 253,420 |
| 4. Gray (D-PA/2) Inc.....\$ 400,811 | 29. Owens (D-UT/2) Open.....\$ 251,194 |
| 5. Aucoin (D-OR/1) Inc.....\$ 373,798 | 30. Alexander (D-AR/1) Inc..\$ 249,950 |
| 6. Gephardt (D-MO/3) Inc.....\$ 346,677 | 31. Boner (D-TN/5) Inc.....\$ 247,100 |
| 7. Duncan (R-TN/2) Inc.....\$ 331,100 | 32. Dorgan (D-ND/AL) Inc.....\$ 246,786 |
| 8. Kanjorski (D-PA/11) Inc.....\$ 330,950 | 33. McCloskey (D-IN/8) Inc..\$ 246,634 |
| 9. Foley (D-WA/5) Inc.....\$ 326,669 | 34. Conlan (R-AZ/4) Open....\$ 246,400 |
| 10. Pickle (D-TX/10) Inc.....\$ 324,817 | 35. Weber (R-MN/2) Inc.....\$ 245,933 |
| 11. Quillen (R-TN/1) Inc.....\$ 323,150 | 36. Anthony (D-AR/4) Inc.....\$ 244,400 |
| 12. Bryant (D-TX/5) Inc.....\$ 303,407 | 37. Lloyd (D-TN/3) Inc.....\$ 243,474 |
| 13. Carr (D-MI/6) Inc.....\$ 296,747 | 38. McMillan (R-NC/9) Inc...\$ 242,236 |
| 14. Dingell (D-MI/16) Inc.....\$ 295,095 | 39. St. Germain (D-RI/1) Inc.\$ 241,702 |
| 15. Frost (D-TX/24) Inc.....\$ 285,767 | 40. Daub (R-NE/2) Inc.....\$ 237,276 |
| 16. Fazio (D-CA/4) Inc.....\$ 284,407 | 41. Hargett ¹ (R-TX/1) Open...\$ 236,811 |
| 17. Stark (D-CA/9) Inc.....\$ 281,688 | 42. Emerson (R-MO/8) Inc.....\$ 236,019 |
| 18. Howard (D-NJ/3) Inc.....\$ 281,350 | 43. Wachob (D-PA/23) Chl....\$ 232,998 |
| 19. Rangel (D-NY/16) Inc.....\$ 280,324 | 44. Fergan (D-OH/19) Inc....\$ 230,887 |
| 20. Bentley (R-MD/2) Inc.....\$ 277,408 | 45. Matsui (D-CA/3) Inc.....\$ 228,084 |
| 21. Pepper (D-FL/18) Inc.....\$ 273,166 | 46. Bliley (R-VA/3) Inc.....\$ 227,395 |
| 22. Schuette (R-MI/10) Inc.....\$ 272,597 | 47. Evans (D-IL/17) Inc.....\$ 226,793 |
| 23. Coelho (D-CA/15) Inc.....\$ 267,414 | 48. Sweeney (R-TX/14) Inc...\$ 224,801 |
| 24. Flippo (D-AL/5) Inc.....\$ 259,550 | 49. Manton (D-NY/9) Inc.....\$ 223,489 |
| 25. Sikorski (D-MN/6) Inc.....\$ 257,707 | 50. Borski (D-PA/3) Inc.....\$ 221,430 |

¹Candidate was involved in a special election.

TOP 50 CASH-ON-HAND - HOUSE
AS OF SEPTEMBER 30, 1986

1. Dreier (R-CA/33) Inc.....\$	935,553	26. Barnard (D-GA/10) Inc...\$	399,510
2. Solarz (D-NY/13) Inc.....\$	722,275	27. Jenkins (D-GA/9) Inc....\$	398,605
3. Rinaldo (R-NJ/7) Inc.....\$	601,656	28. Brooks (D-TX/9) Inc.....\$	390,215
4. Flippo (D-AL/5) Inc.....\$	584,552	29. Taylor (R-MO/7) Inc.....\$	387,114
5. Rostenkowski (D-IL/8) Inc.....\$	583,574	30. Leath (D-TX/11) Inc.....\$	368,690
6. Archer (R-TX/7) Inc.....\$	571,117	31. Kemp (R-NY/31) Inc.....\$	365,663
7. St. Germain (D-RI/1) Inc.....\$	547,764	32. Nichols (D-AL/3) Inc....\$	360,485
8. Hopkins (R-KY/6) Inc.....\$	536,140	33. Lagomarsino(R-CA/19) Inc.\$	357,058
9. Duncan (R-TN/2) Inc.....\$	530,935	34. Lent (R-NY/4) Inc.....\$	349,169
10. Bevill (D-AL/4) Inc.....\$	490,462	35. Courter (R-NJ/12) Inc...\$	345,971
11. Schumer (D-NY/10) Inc.....\$	487,856	36. Conte (R-MA/1) Inc.....\$	340,755
12. Livingston (D-LA/1) Inc.....\$	461,214	37. Donnelly (D-MA/11) Inc..\$	338,717
13. Lantos (D-CA/11) Inc.....\$	458,326	38. Anthony (D-AR/4) Inc....\$	334,023
14. McDade (R-PA/10) Inc.....\$	447,907	39. Torricelli (D-NJ/9) Inc.\$	333,276
15. Wright (D-TX/12) Inc.....\$	442,528	40. Wolf (R-VA/10) Inc.....\$	330,170
16. Levine (D-CA/27) Inc.....\$	442,195	41. Smith (D-FL/16) Inc.....\$	327,044
17. Moorhead (R-CA/22) Inc.....\$	437,099	42. Bryant (D-TX/5) Inc.....\$	325,585
18. Tauzin (D-LA/3) Inc.....\$	430,154	43. Quillen (R-TN/1) Inc....\$	323,136
19. Bartlett (R-TX/3) Inc.....\$	425,126	44. Lafalce (D-NY/32) Inc...\$	323,108
20. Lott (R/MS/5) Inc.....\$	415,752	45. Frenzel (R-MN/3) Inc....\$	314,884
21. Broomfield (R-MI/18) Inc.....\$	415,285	46. Downey (D-NY/2) Inc.....\$	314,312
22. Fascell (D-FL/19) Inc.....\$	413,903	47. Schultze (R-PA/5) Inc...\$	312,220
23. Gibbons (D-FL/7) Inc.....\$	410,225	48. Thomas (R-CA/20) Inc....\$	310,890
24. Matsui (D-CA/3) Inc.....\$	406,653	49. Biaggi (D-NY/19) Inc....\$	305,510
25. Dickinson (R-AL/2) Inc.....\$	404,639	50. Miller (D-CA/7) Inc.....\$	299,231

8708003373