

FEC REPORTS ON FINANCIAL ACTIVITY

1985 - 1986

FINAL REPORT

PARTY AND NON-PARTY POLITICAL COMMITTEES

VOL. I - SUMMARY TABLES

FEDERAL ELECTION COMMISSION

**999 E Street, N.W.
Washington, D.C. 20463**

MARCH 1988

FEDERAL ELECTION COMMISSION

Commissioners

Thomas J. Josefiak, Chairman
Danny L. McDonald, Vice Chairman
Joan D. Aikens
John W. McGarry
Lee Ann Elliott
Scott E. Thomas

Donald K. Anderson, Ex Officio
Clerk of the U.S House of Representatives
Walter J. Stewart, Ex Officio
Secretary of the Senate

John C. Surina, Staff Director
Lawrence M. Noble, General Counsel

Comments and inquiries about format should be addressed to the Reports Coordinator, Data Systems Development Division, who coordinated the production of this REPORT.

Copies of 1985-1986 FINAL REPORT may be obtained by writing to the Public Records Office, Federal Election Commission, 999 E Street, N.W., Washington, D.C. 20463. Prices are: VOL. I - \$10.00, VOL. II - \$10.00, VOL. III - \$10.00, VOL. IV - \$10.00. Checks should be made payable to the U.S. Treasurer.

TABLE OF CONTENTS

		Page
I.	DESCRIPTION OF REPORT	vii
II.	SUMMARIES OF TABLES	
	SUMMARIES OF TABLES - NATIONAL, PRESIDENTIAL CONVENTION, STATE AND LOCAL PARTY POLITICAL COMMITTEES	ix
	SUMMARY OF TABLES - NON-PARTY POLITICAL COMMITTEES	xiv
III.	EXPLANATION OF COLUMNS	
	EXPLANATION OF COLUMNS - NATIONAL PARTY POLITICAL COMMITTEES	xviii
	EXPLANATION OF COLUMNS - STATE AND LOCAL PARTY POLITICAL COMMITTEES	xxxi
	EXPLANATION OF COLUMNS - NON-PARTY POLITICAL COMMITTEES	xxxvi
IV.	GRAPHS AND TABLES: SELECTED FINANCIAL ACTIVITY AND ASSISTANCE TO CANDIDATES, DEMOCRATIC AND REPUBLICAN NATIONAL, PRESIDENTIAL CONVENTION, STATE AND LOCAL POLITICAL COMMITTEES	
	GRAPHS	
	A. SELECTED FINANCIAL ACTIVITY OF DEMOCRATIC AND REPUBLICAN NATIONAL POLITICAL COMMITTEES AND THEIR ASSISTANCE TO CANDIDATES BY OFFICE AND PARTY	1

TABLE OF CONTENTS, cont.

	Page
B. SELECTED FINANCIAL ACTIVITY OF DEMOCRATIC AND REPUBLICAN PRESIDENTIAL CONVENTION POLITICAL COMMITTEES AND THEIR ASSISTANCE TO CANDIDATES BY OFFICE AND PARTY	13
C. STATE TOTALS OF SELECTED FINANCIAL ACTIVITY OF DEMOCRATIC AND REPUBLICAN STATE AND LOCAL POLITICAL COMMITTEES AND THEIR ASSISTANCE TO CANDIDATES BY OFFICE AND PARTY	19
D. SUMMARY INFORMATION ON THE FINANCIAL ACTIVITY AND ASSISTANCE TO CANDIDATES OF DEMOCRATIC AND REPUBLICAN NATIONAL, PRESIDENTIAL CONVENTION, AND STATE/LOCAL POLITICAL COMMITTEES	55
E. CONTRIBUTIONS TO CANDIDATES FROM DEMOCRATIC AND REPUBLICAN NATIONAL, AND STATE/LOCAL POLITICAL COMMITTEES BY OFFICE AND INCUMBENT/CHALLENGER-OTHER/OPEN-SEAT CANDIDATE STATUS	56
F. CONTRIBUTIONS TO CANDIDATES FROM DEMOCRATIC AND REPUBLICAN NATIONAL, AND STATE/LOCAL POLITICAL COMMITTEES BY CONTRIBUTION AMOUNT	60
G. TOTAL RECEIPTS OF DEMOCRATIC AND REPUBLICAN POLITICAL COMMITTEES (NATIONAL AND PRESIDENTIAL CONVENTION/STATE/LOCAL TOTALS) BY RECEIPT AMOUNT	62
H. CONTRIBUTIONS TO CANDIDATES FROM SEVEN TOTAL RECEIPTS CLASSES OF DEMOCRATIC AND REPUBLICAN POLITICAL COMMITTEES (NATIONAL/STATE/LOCAL TOTALS) BY CONTRIBUTION AMOUNT	63
I. LATEST CASH-ON-HAND OF DEMOCRATIC AND REPUBLICAN POLITICAL COMMITTEES (NATIONAL AND PRESIDENTIAL CONVENTION/STATE LOCAL TOTALS) BY CASH-ON-HAND AMOUNT	65

TABLE OF CONTENTS, cont.

	Page
J. CONTRIBUTIONS TO CANDIDATES FROM SEVEN LATEST CASH-ON-HAND CLASSES OF DEMOCRATIC AND REPUBLICAN POLITICAL COMMITTEES (NATIONAL/STATE/LOCAL TOTALS) BY CONTRIBUTION AMOUNT	66
K. EXPENDITURES ON BEHALF OF CANDIDATES FROM DEMOCRATIC AND REPUBLICAN NATIONAL, AND STATE/LOCAL POLITICAL COMMITTEES BY OFFICE AND INCUMBENT/CHALLENGER-OTHER/OPEN-SEAT CANDIDATE STATUS	68
V. GRAPHS AND TABLES: SELECTED FINANCIAL ACTIVITY AND ASSISTANCE TO CANDIDATES, NON-PARTY POLITICAL COMMITTEES	
GRAPHS	
A. SELECTED FINANCIAL ACTIVITY OF NON-PARTY POLITICAL COMMITTEES AND THEIR ASSISTANCE TO CANDIDATES BY OFFICE AND PARTY	72
B. SUMMARY INFORMATION ON THE FINANCIAL ACTIVITY AND ASSISTANCE TO CANDIDATES OF NON-PARTY POLITICAL COMMITTEES	78
C. CONTRIBUTIONS TO CANDIDATES FROM NON-PARTY POLITICAL COMMITTEES BY CANDIDATES' PARTY	79
D. CONTRIBUTIONS TO CANDIDATES FROM NON-PARTY POLITICAL COMMITTEES BY OFFICE, INCUMBENT/CHALLENGER-OTHER/ OPEN-SEAT CANDIDATE STATUS AND PARTY	80

TABLE OF CONTENTS, cont.

	Page
E. CONTRIBUTIONS TO CANDIDATES FROM NON-PARTY POLITICAL COMMITTEES BY CONTRIBUTION AMOUNT	88
F. TOTAL RECEIPTS OF NON-PARTY POLITICAL COMMITTEES BY RECEIPT AMOUNT	89
G. CONTRIBUTIONS TO CANDIDATES FROM SEVEN TOTAL RECEIPT CLASSES OF NON-PARTY POLITICAL COMMITTEES BY CONTRIBUTION AMOUNT	90
H. LATEST CASH-ON-HAND OF NON-PARTY POLITICAL COMMITTEES BY CASH-ON-HAND AMOUNT	91
I. CONTRIBUTIONS TO CANDIDATES FROM SEVEN LATEST CASH-ON-HAND CLASSES OF NON-PARTY POLITICAL COMMITTEES BY CONTRIBUTION AMOUNT	92
J. EXPENDITURES ON BEHALF OF CANDIDATES FROM NON-PARTY POLITICAL COMMITTEES BY CANDIDATES' PARTY	93
K. EXPENDITURES ON BEHALF OF CANDIDATES FROM NON-PARTY POLITICAL COMMITTEES BY OFFICE, INCUMBENT/CHALLENGER-OTHER/ OPEN-SEAT CANDIDATE STATUS AND PARTY	94
L. INDEPENDENT EXPENDITURES AGAINST CANDIDATES BY POLITICAL COMMITTEES BY CANDIDATES' PARTY	102
M. INDEPENDENT EXPENDITURES AGAINST CANDIDATE BY POLITICAL COMMITTEES BY OFFICE, INCUMBENT/CHALLENGER-OTHER/OPEN-SEAT CANDIDATE STATUS AND PARTY	103

I

DESCRIPTION OF REPORT

PURPOSE:

This study is designed to provide information on the financial transactions of Democratic, Republican, and non-party political committees, with emphasis on those transactions which support candidates for Federal office, for the period which began on January 1, 1985. Political committees, which are entities registered with the Federal Election Commission, report their financial activity to the Commission on a periodic basis. Information on receipts, disbursements, and debts from these reports has been entered into the Commission's computer system; programs have been used to produce all TABLES included in this study. The TABLES are organized into four VOLUMES. VOLUME I, SUMMARY TABLES, provides data for the Democratic and Republican national political committees and Presidential convention committees, for all state and local major party committees by state totals and overall total, and for all non-party committees by six group totals; it also includes tables providing information on contributions made to candidates. VOLUME II, STATE AND LOCAL PARTY DETAILED TABLES, presents financial information for each registered state and local major party committee, while VOLUME III (Corporate and Labor) and VOLUME IV (No Connected Organization, Trade Membership Health, Cooperative, Corporation Without Stock) do the same for each non-party political committee.

WHAT IS NOT INCLUDED:

This study only provides information for the Democratic and Republican parties rather than for all party committees, both major and minor, which are registered with the Federal Election Commission. The study does not contain all of the information reported by the committees.

LIMITATIONS:

This report is a final report designed to give a complete picture of the financial activity which occurred during the 1985-1986 election cycle.

Available at the Commission for inspection are microfilmed copies of the original reports which show information as reported by the filers. The microfilmed public record is the official record of the Federal Election Commission. This final study is one of several tools which have been developed to summarize the vast quantity of data available on the microfilmed public record.

PERIOD COVERED:

The beginning point for information in this study is committee reports on financial activity which occurred after December 31, 1984. As subsequent reports pertaining to 1985-86 activity were received during 1985, 1986, and 1987, the dollar figures contained on them were entered into the computer system and added to earlier information. The computer programs which produced this Re-

DESCRIPTION OF REPORT

port's TABLES were run on January 29, 1988, and used certain 1985-1986 data which had been entered up to and including that date.

II

SUMMARY OF TABLES

NATIONAL, PRESIDENTIAL CONVENTION, STATE AND LOCAL POLITICAL COMMITTEES

The TABLES are designed to show selected information for the Democratic and Republican national political committees, for Presidential convention committees, and for all state and local major party committees by totals. (Party political committees are those committees that are part of the official party structure at the national, State, or local level, which have registered as political committees under the Federal Election Campaign Act, as amended.) Also provided, at the end of the listings of state and local committees, is information for major party committees formed by Americans in foreign countries. The EXPLANATIONS OF COLUMNS for national and for state and local committees provide detailed definitions of columns and explanations of organization; they should be used in conjunction with the TABLES.

TABLE A, "SELECTED FINANCIAL ACTIVITY OF DEMOCRATIC AND REPUBLICAN NATIONAL POLITICAL COMMITTEES AND THEIR ASSISTANCE TO CANDIDATES BY OFFICE AND PARTY," displays receipts, disbursements, and debt information. Total receipts and total disbursements, which are shown first in their respective places, are not necessarily accurate reflections of the "real" money that is available for political campaign financing. These figures are sometimes inflated, due in large part to the fact that these sums include receipts from committees within the same category (e.g., Congressional) which have historically transferred monies between

themselves, as allowed by the Federal Election Campaign Act, as amended. These receipts should be treated as though they were internal transfers within a category of committees so that the same dollar is not counted twice as a receipt. Therefore, all such transfers are then subtracted from total receipts (or total disbursements) in order to produce an adjusted figure in the second column (either "NET RECEIPTS OR NET DISBURSEMENTS"). It is these two columns which most accurately depict receipts and disbursements. For additional information on categories of committees, see page xxi, NATIONAL-DEMOCRATIC, and NATIONAL-REPUBLICAN.

The remaining information in this TABLE on specific types of receipts and disbursements provides a partial picture of a political committee's exact income and spending.

SUMMARY OF TABLES

TABLE A next provides a committee's "cash on hand" and debts figures. Amounts of its assistance to candidates* by Federal office and party, which are shown after "cash on hand" and debts, indicate its candidate activity.

TABLE B, "SELECTED FINANCIAL ACTIVITY OF DEMOCRATIC AND REPUBLICAN PRESIDENTIAL CONVENTION POLITICAL COMMITTEES AND THEIR ASSISTANCE TO CANDIDATES BY OFFICE AND PARTY," presents for publicly and privately financed Presidential convention committee identical information to that given for national committees in TABLE A.

*Note that some of this assistance may have been to individuals who are not statutory "candidates" under the 1979 Amendments to the Federal Election Campaign Act, e.g., an individual seeking nomination to Federal office who has not received contributions in excess of \$5,000. It may also include contributions to debt retirement or Congressional elections after 1986.

NATIONAL, PRESIDENTIAL CONVENTION, STATE AND LOCAL POLITICAL COMMITTEES

TABLE C, "STATE" TOTALS OF SELECTED FINANCIAL ACTIVITY OF DEMOCRATIC AND REPUBLICAN STATE AND LOCAL POLITICAL COMMITTEES AND THEIR ASSISTANCE TO CANDIDATES BY OFFICE AND PARTY," is identical in design to TABLE A except in two respects. Unlike TABLE A where each of the national committees is listed, TABLE C shows all the state and local party committees in a state grouped together. Second, as a result of reduced processing of information during the 1985-86 election cycle, it is not possible to isolate transfers among committees within the same state. As such, total receipts and total disbursements may be slightly inflated. (Note that the 1979 Amendments to the Federal Election Campaign Act relax the registration and reporting requirements for local party organizations by modifying the definition of which activities cause such an organization to become a political committee.)

SUMMARY OF TABLES

TABLE D, "SUMMARY INFORMATION ON THE FINANCIAL ACTIVITY AND ASSISTANCE TO CANDIDATES OF DEMOCRATIC AND REPUBLICAN NATIONAL, PRESIDENTIAL CONVENTION, AND STATE/LOCAL POLITICAL COMMITTEES," summarizes in one place information which is contained on various pages of TABLE A, B, and C. It displays data on net receipts and disbursements, latest "cash on hand," debts, and assistance to candidates.* Also given is the number of committees in each of the groups.

TABLE E, "CONTRIBUTIONS TO CANDIDATES FROM DEMOCRATIC AND REPUBLICAN NATIONAL, AND STATE/LOCAL POLITICAL COMMITTEES BY OFFICE AND INCUMBENT/CHALLENGER-OTHER/OPEN-SEAT CANDIDATE STATUS," shows contributions to incumbent versus other candidates* for various Federal offices from different kinds of party committees, e.g., do state/local committees contribute to incumbent House members while national committees support open-seat Senate candidates.

*Note that some of this assistance may have been to individuals who are not statutory "candidates" under the 1979 Amendments to the Federal Election Campaign Act, e.g., an individual seeking

NATIONAL, PRESIDENTIAL CONVENTION, STATE AND LOCAL POLITICAL COMMITTEES

TABLE F, "CONTRIBUTIONS TO CANDIDATES FROM DEMOCRATIC AND REPUBLICAN NATIONAL, AND STATE/LOCAL POLITICAL COMMITTEES BY CONTRIBUTION AMOUNT," continues the presentation of information on contributions to candidates.* The TABLE displays relationships between types of committees and the size of contribution which they made to candidates, e.g., do national committees make larger contributions than state and local groups. In addition, the percentage of committees in a group which have participated in this campaign financing activity is given.

TABLE G, "TOTAL RECEIPTS OF DEMOCRATIC AND REPUBLICAN POLITICAL COMMITTEES (NATIONAL AND PRESIDENTIAL CONVENTION/STATE/LOCAL TOTALS) BY RECEIPT AMOUNT," serves two purposes. It displays the distribution of national and Presidential convention/state/local committees into different total receipts classes, and it provides the basis for TABLE H. It summarizes information from TABLES A, B, and C and shows whether national or Presidential convention/state/local groups tend to have committees which receive larger inflows of funds.

nomination to Federal office who has not received contributions in excess of \$5,000. It may also include contributions to debt retirement or Congressional elections after 1986.

SUMMARY OF TABLES

TABLE H, "CONTRIBUTIONS TO CANDIDATES FROM SEVEN TOTAL RECEIPT CLASSES OF DEMOCRATIC AND REPUBLICAN POLITICAL COMMITTEES (NATIONAL/STATE/LOCAL TOTALS) BY CONTRIBUTION AMOUNT," sets out the relationship between the size of a committee's total receipts and the number and size of its contributions to candidates*, e.g., does a committee with total receipts of \$500,000 make many contributions of moderate size while one with income of \$20,000 makes a small number of large contributions.

TABLE I, "LATEST CASH-ON-HAND OF DEMOCRATIC AND REPUBLICAN POLITICAL COMMITTEES (NATIONAL AND PRESIDENTIAL CONVENTION/STATE/LOCAL TOTALS) BY CASH-ON-HAND AMOUNT," like TABLE G, serves two purposes. It presents the distribution of national and Presidential convention/state/local committees into different latest 1986 "cash on hand" classes, and it provides the basis for TABLE J. It summarizes information from TABLES A, B, and C and shows whether national or Presidential convention/state/local groups tend to have committees which report larger latest 1986 "cash on hand" amounts.

*Note that some of this assistance may have been to individuals who are not statutory "candidates" under the 1979 Amendments to the Federal Election Campaign Act, e.g., an individual seeking

NATIONAL, PRESIDENTIAL CONVENTION, STATE AND LOCAL POLITICAL COMMITTEES

TABLE J, "CONTRIBUTIONS TO CANDIDATES FROM SEVEN LATEST CASH-ON-HAND CLASSES OF DEMOCRATIC AND REPUBLICAN POLITICAL COMMITTEES (NATIONAL/STATE/LOCAL TOTALS) BY CONTRIBUTION AMOUNT," displays the relationship between the size of a committee's latest 1986 "cash on hand" and the number and size of its contributions to candidates,* e.g., does a committee with latest 1986 "cash on hand" of \$103,000 make many contributions of moderate size while one with latest 1986 "cash on hand" of \$2,500 makes a small number of large contributions.

TABLE K, "EXPENDITURES ON BEHALF OF CANDIDATES FROM DEMOCRATIC AND REPUBLICAN NATIONAL, AND STATE/LOCAL POLITICAL COMMITTEES BY OFFICE AND INCUMBENT/CHALLENGER- OTHER/OPEN-SEAT CANDIDATE STATUS," shows coordinated expenditures on behalf of incumbent versus other candidates* for various Federal offices from different kinds of party committees, e.g., do state/local committees make expenditures on behalf of incumbent House members while national committees support open-seat Senate candidates. These expenditures made by party committees in

nomination to Federal Office who has not received contributions in excess of \$5,000. It may also include contributions to debt retirement or Congressional elections after 1986.

SUMMARY OF TABLES

NATIONAL, PRESIDENTIAL CONVENTION, STATE AND LOCAL POLITICAL COMMITTEES

coordination with general election candidates are limited to \$21,800 for each House candidate, and an amount based on the voting age population of the state for Senate candidates. A separate limit exists for national and state/local party committees.

SUMMARY OF TABLES

NON-PARTY POLITICAL COMMITTEES

The TABLES are designed to show selected information for the non-party political committees by totals for six types of committees. (A non-party political committee means any committee that has not been authorized by any candidate and which is not part of the official party structure at the national, State, or local level, which has registered as a political committee under the Federal Election Campaign Act, as amended.) The EXPLANATION OF COLUMNS for non-party committees provides detailed definitions of columns and explanations of organization; it should be used in conjunction with the TABLES.

TABLE A, "SELECTED FINANCIAL ACTIVITY OF NON-PARTY POLITICAL COMMITTEES AND THEIR ASSISTANCE TO CANDIDATES BY OFFICE AND PARTY," displays receipt, disbursement, and debt information. Total receipts and total disbursements, which are shown first in their respective places, are not necessarily accurate reflections of the "real" money that is available for political campaign financing. These figures are sometimes inflated, due in large part to the fact that these sums include receipts from affiliated committees. As a result of reduced processing of information during the 1985-86 election cycle, it is not possible to isolate transfers among affiliated committees. As such, receipts and disbursements for a few grouped committees are somewhat inflated.

The remaining information in this TABLE on specific types of receipts and disbursements provides a partial picture of a political committee's exact income and spending.

TABLE A next provides a committee's "cash on hand" and debts figures. Amounts of its assistance to candidates* by Federal office and party, which are shown after "cash on hand" and debts, indicate its candidate activity.

*Note that some of this assistance may have been to individuals who are not statutory "candidates" under the 1979 Amendments to the Federal Election Campaign Act, e.g., an individual seeking nomination to Federal office who has not received contributions in excess of \$5,000. It may also include contributions to debt retirement or Congressional elections after 1986.

SUMMARY OF TABLES

TABLE B, "SUMMARY INFORMATION ON THE FINANCIAL ACTIVITY AND ASSISTANCE TO CANDIDATES OF NON-PARTY POLITICAL COMMITTEES," summarizes in one place information which is contained on various pages of TABLE A. It displays data on receipts and disbursements, latest "cash on hand," debts and assistance to candidates.* Also given is the number of committees in each of the groups.

TABLE C, "CONTRIBUTIONS TO CANDIDATES FROM NON-PARTY POLITICAL COMMITTEES BY CANDIDATES' PARTY," displays different types of non-party committees and their candidate* contribution activity. In addition the percentage of committees in a group which have engaged in this activity is given.

TABLE D, "CONTRIBUTIONS TO CANDIDATES FROM NON-PARTY POLITICAL COMMITTEES BY OFFICE, INCUMBENT-CHALLENGER-OTHER/OPEN-SEAT CANDIDATE STATUS AND PARTY," provides data on contributions to candidates,* e.g., does a particular type of non-party committee contribute to candidates for one federal office or for all three offices, to incumbents or to other candidates, or to candidates of a particular party.

NON-PARTY POLITICAL COMMITTEES

TABLE E, "CONTRIBUTIONS TO CANDIDATES FROM NON-PARTY POLITICAL COMMITTEES BY CONTRIBUTION AMOUNT," continues the presentation of information on contributions to candidates.* The TABLE displays relationships between types of committees and the size of contributions which they made to candidates, e.g., does one type of committee make larger contributions than another.

TABLE F, "TOTAL RECEIPTS OF NON-PARTY POLITICAL COMMITTEES BY RECEIPT AMOUNT," serves two purposes. It displays the distribution of corporation-connected, labor-connected, etc. committees into different total receipts classes, and it provides the basis for TABLE G. It summarizes information from TABLE A and shows whether one group or another tends to have committees which receive larger inflows of funds.

*Note that some of this assistance may have been to individuals who are not statutory "candidates" under the 1979 Amendments to the Federal Election Campaign Act, e.g., an individual seeking nomination to Federal office who has not received contributions in excess of \$5,000. It may also include contributions to debt retirement or Congressional elections after 1986.

SUMMARY OF TABLES

TABLE G, "CONTRIBUTIONS TO CANDIDATES FROM SEVEN TOTAL RECEIPT CLASSES OF NON-PARTY POLITICAL COMMITTEES BY CONTRIBUTION AMOUNT," sets out the relationship between the size of a committee's total receipts and the number and size of its contributions to candidates,* e.g., does a committee with total receipts of \$500,000 make many contributions of moderate size while one with income of \$20,000 makes a small number of large contributions.

TABLE H, "LATEST CASH-ON-HAND OF NON-PARTY POLITICAL COMMITTEES BY CASH-ON-HAND BY AMOUNT," like TABLE F, serves two functions. It presents the distribution of corporation-connected, labor-connected, etc., committees into different latest 1986 "cash on hand" classes; and it provides the basis for TABLE I. It summarizes information from TABLE A and indicates whether one group or another tends to have committees which report larger latest 1986 "cash on hand."

TABLE I, "CONTRIBUTIONS TO CANDIDATES FROM SEVEN LATEST CASH-ON-HAND CLASSES OF NON-PARTY POLITICAL COMMITTEES BY CONTRIBUTION AMOUNT," sets out the relationship between the size of a committee's latest 1986 "cash on hand" and the number and size of its contributions to

NON-PARTY POLITICAL COMMITTEES

candidates,* e.g., does a committee with latest 1984 "cash on hand" of \$103,000 make many contributions of moderate size while one with latest 1984 "cash on hand" of \$2,500 makes a small number of large contributions.

TABLE J, "EXPENDITURES ON BEHALF OF CANDIDATES NON-PARTY POLITICAL COMMITTEES BY CANDIDATES' PARTY," displays different types of non-party committees and their independent expenditures on behalf of candidates.* In addition the percentage of committees in a group which have engaged in this campaign financing activity is given. These expenditures are made without coordination or cooperation by the campaign.

TABLE K, "EXPENDITURES ON BEHALF OF CANDIDATES FROM NON-PARTY POLITICAL COMMITTEES BY OFFICE, INCUMBENT/CHALLENGER-OTHER/ OPEN-SEAT CANDIDATE STATUS AND PARTY," provides additional data on independent expenditures on behalf of candidates,* e.g., does a particular type of

*Note that some of this assistance may have been to individuals who may not be statutory "candidates" under the 1979 Amendments to the Federal Election Campaign Act, e.g., an individual seeking nomination to Federal office who has not received contributions in excess of \$5,000. It may also include contributions to debt retirement or Congressional elections after 1986.

SUMMARY OF TABLES

NON-PARTY POLITICAL COMMITTEES

non-party committee make expenditures on behalf of candidates for one Federal office or for all three offices, of incumbents or of non-incumbents, or of candidates affiliated with a particular party. Expenditures on behalf of candidates include independent expenditures, honoraria, and contributions made to recount efforts.

TABLE L, "INDEPENDENT EXPENDITURES AGAINST CANDIDATES BY POLITICAL COMMITTEES BY CANDIDATES' PARTY," displays different types of non-party committees and their independent expenditures against candidates.* In addition the percentage of committees in a group which have engaged in this campaign financing activity is given.

TABLE M, "INDEPENDENT EXPENDITURES AGAINST CANDIDATES BY POLITICAL COMMITTEES BY OFFICE, INCUMBENT/CHALLENGER-OTHER/OPEN-SEAT CANDIDATE STATUS, AND PARTY," provides data on independent expenditures against candidates,*

e.g., does a particular type of non-party committee make independent expenditures against candidates for one Federal office or for all three offices, against incumbents or against non-incumbents, or against candidates affiliated with a particular party.

*Note that some of this assistance may have been to individuals who are not statutory "candidates" under the 1979 Amendments to the Federal Election Campaign Act, e.g., an individual seeking nomination to Federal office who has not received contributions in excess of \$5,000. It may also include contributions to debt retirement or Congressional elections after 1986.

III

EXPLANATION OF COLUMNS

NATIONAL PARTY POLITICAL COMMITTEES

This section explains the special terms that appear as labels of the different columns, how the amount is derived for each column and, where appropriate, the significance of the column. Words included in this section are listed in the order in which they appear in each table. For example, the column in TABLE A, labeled CONTRIB FROM PARTY appears under TABLE A, as the third entry. Readers are encouraged to consult this section regularly as they use the report.

Readers should be aware that the terms as used in this report may be defined differently than they are in the Federal Election Campaign Act of 1971, as amended.

The line number and (where appropriate) the schedule letter of the March 1980 FEC Form 3X on which the information was reported are indicated.

(Party political committees are those committees that are part of the official party structure at the national, State, or local level, which have registered as political committees under the Federal Election Campaign Act, as amended.)

TABLE A -SELECTED FINANCIAL ACTIVITY OF DEMOCRATIC AND REPUBLICAN NATIONAL POLITICAL COMMITTEES AND THEIR ASSISTANCE TO CANDIDATES BY OFFICE AND PARTY

TOTAL RECEIPTS:

This column includes all incoming funds reported on Line 18.

NET RECEIPTS (Total Receipts Minus Transfers In from Party Political Committees Which Are in the Same Category):

This column represents the difference between the total receipts of a national party political committee and the total transfers it has received from committees, in the same category. Figures in this column more accurately depict the receipts situation, since total receipts are frequently inflated due to transfers between committees, in the same group.

EXPLANATION OF COLUMNS

TOTAL INDIV CONTRIB:

The sum of contributions from individuals (both itemized and unitemized) is reported here. Values are taken from Line 11a Column A of each report filed by the party committee.

TOTAL DISBURSEMENTS:

This column includes all outgoing funds reported by a political committee on Line 28 - Total Disbursements.

NET DISBURSE (Total Disbursements Minus Transfers Out to Party Political Committees Which Are in the Same Category):

This column represents the difference between the total disbursements of a national party political committee and the total transfers it has made to committees, in the same category. Figures in this column more accurately depict the disbursements situation, since total disbursements are frequently inflated due to transfers between committees, in the same group.

BEGINNING CASH-ON-HAND:

A political committee's "cash on hand" on January 1, 1985 (or its initial 1985 "cash on hand" if it registered subsequent to 1/1/85) is given in this column. This beginning cash balance is reported on Line 6.

NATIONAL PARTY POLITICAL COMMITTEES

LATEST CASH-ON-HAND:

These amounts are a political committee's most recently reported 1986 "cash on hand." These balances are taken from Line 10 (Line 8).

DEBTS OWED TO:

This column represents the outstanding debts and obligations owed TO the listed political committee. The amounts are taken from Line 9 of the committee's latest report.

DEBTS OWED BY:

The outstanding debts and obligations owed BY the listed political committee are given in this column. The figures are from Line 10 of the committee's latest report.

TOTAL CONTRIB TO CANDID:

This column represents the sum of all contributions (donations of money or in-kind contributions of services, goods, or property) to Federal candidates during the period from January 1, 1985 through December 31, 1986. The source is Line 21 of Schedule B.

NUMBER OF CAND:

The number of Federal candidates to whom the committee made contributions during 1985-86. The source is Line 21 of Schedule B.

EXPLANATION OF COLUMNS

IN-KIND CONTRIB TO CANDID:

This column includes the total dollar value of contributions of goods, services, or property made to Federal candidates as reported by the party committee making the contributions. Note that this represents a subset of TOTAL CONTRIB TO CAND and not additional activity. The source is Line 21 of Schedule B.

CONTRIB TO CANDID 1985:

The proportion of TOTAL CONTRIB TO CAND made during 1985 is shown here. These may represent contributions to debt retirement from previous races, contributions to candidates in special elections, or contributions to 1986 election campaigns. Contributions and dates are reported on Line 21 of Schedule B.

CONTRIB TO PRES:

The proportion of TOTAL CONTRIB TO CANDID made to candidates for the Office of President is shown here, along with the number of Presidential candidates to whom contributions were made.

CONTRIB TO SENATE:

The proportion of TOTAL CONTRIB TO CANDID made to candidates for the Senate are included here, along with the number of Senate candidates supported.

NATIONAL PARTY POLITICAL COMMITTEES

CONTRIB TO HOUSE:

Contributions from the party committee to House candidates are included here, along with the number of House candidates represented.

TOTAL EXPENDITURES FOR:

Figures here represent coordinated expenditures on behalf of candidates made by a party political committee which are permitted by 2 U.S.C. Section 441a(d). The amounts are taken from Line 23 of Schedule F. (Note that some of these expenditures may have been made on behalf of individuals who are not statutory "candidates" under the 1979 Amendments to the Federal Election Campaign Act, e.g., an individual seeking nomination to Federal office who has not received contributions or made expenditures aggregating in excess of \$5,000.)

CONTRIBUTIONS AND EXPENDITURES ON BEHALF OF:

The following six columns isolate contributions to Senate and House candidates by Incumbent/Challenger/Open-Seat status including the number of candidates and amount contributed in each category. The final three columns identify expenditures made by party committees by office sought by candidates supported.

EXPLANATION OF COLUMNS

NATIONAL PARTY POLITICAL COMMITTEES

NATIONAL-DEMOCRATIC:

Included in this TABLE are Democratic party political committees which have a scope larger than that of a single state or locality. These party political committees are separated into the following categories:

Democratic National Committee political committees

Democratic Senatorial political committees

Democratic Congressional (House) political committees (In the 1985-86 election cycle, only one committee is included in this category.)

Association of State Democratic Chairpersons - this political committee is a fundraising arm of the Democratic National Committee which serves as a fundraising agent and organizer for selected Democratic State Central committees and Dollars for Democrats committees throughout the country

The segregation of these national-level committees into different categories, in this report and in previous FEC Reports on Financial Activity,

is indicated by the presence of a SUBTOTAL. Each time a SUBTOTAL appears, it signifies that the preceding committees have historically transferred monies between themselves, as allowed by the Federal Election Campaign Act, as amended.

The identification number which the Federal Election Commission has assigned to a committee (C.....) is listed next to the committee's name. Also given is the ending coverage date of the most recent report containing 1985-86 financial activity information which a committee has filed. If no ending coverage date is printed, it means that for a variety of reasons, the committee has not filed a report containing financial activity information.

An asterisk (*) following a committee's name means that the committee files its report with the Secretary of the Senate or with the Clerk of the House of Representatives.

NATIONAL-REPUBLICAN:

Included here are Republican party political committees which are active in more than a single state or locality. These national party political committees are divided into the following categories:

Republican National Committee political committees

EXPLANATION OF COLUMNS

Republican Senatorial political committees

Republican Congressional (House) political committees

The segregation of these national-level committees into different categories, in this report and in previous FEC Reports on Financial Activity, is indicated by the presence of a SUBTOTAL. Each time a SUBTOTAL appears, it signifies that the preceding committees have historically transferred monies between themselves, as allowed by the Federal Election Campaign Act, as amended.

The identification number which the Federal Election Commission has assigned to a committee (C.....) is listed next to the committee's name. Also given is the ending coverage date of the most recent report containing 1985-86 financial activity information which a committee has filed. If no ending coverage date is printed, it means that for a variety of reasons, the committee has not filed a report containing financial activity information.

An asterisk (*) following a committee's name means that the committee files its report with the Secretary of the Senate or with the Clerk of the House of Representatives.

* * * * *

NATIONAL PARTY POLITICAL COMMITTEES

TABLE B - SELECTED FINANCIAL ACTIVITY OF DEMOCRATIC AND REPUBLICAN PRESIDENTIAL CONVENTION POLITICAL COMMITTEES AND THEIR ASSISTANCE TO CANDIDATES BY OFFICE AND PARTY.

TOTAL RECEIPTS through TOTAL EXPENDITURES ON BEHALF OF CANDIDATES:

These terms have the same meaning as those defined above for TABLE A.

PRESIDENTIAL CONVENTIONS - DEMOCRATIC:

Shown here are publicly and privately financed 1984 and 1988 Democratic Presidential convention committees.

PRESIDENTIAL CONVENTIONS - REPUBLICAN:

Registered publicly and privately financed 1980 and 1988 Presidential convention committees are listed.

* * * * *

EXPLANATION OF COLUMNS

TABLE C:

SEE EXPLANATION OF COLUMNS - STATE
AND LOCAL PARTY POLITICAL
COMMITTEES.

* * * * *

TABLE D - SUMMARY INFORMATION ON THE FINANCIAL ACTIVITY AND ASSISTANCE TO CANDIDATES OF DEMOCRATIC AND REPUBLICAN NATIONAL, PRESIDENTIAL CONVENTION, AND STATE/LOCAL POLITICAL COMMITTEES

NET RECEIPTS (Total Receipts Minus Transfers In
from Same Category Political Committees.

In the case of national and Presidential
convention committees, this figure represents the
difference between the total receipts of a political
committee and the total transfers it has received
from same-category committees. (For additional
information on categories of committees, see
page xxi NATIONAL-DEMOCRATIC and
NATIONAL-REPUBLICAN.) For state and local
committees, the amount represents the total
receipts of all party political committees with an
address in one state.

NATIONAL PARTY POLITICAL COMMITTEES

NET DISBURSEMENTS (Total Disbursements Minus
Transfers Out to Same Category Political
Committees/Party Political Committees Located in
the Same State):

For national and Presidential convention
committees, this figure represents the difference
between the total disbursements of a political
committee and the total transfers it has made to
same-category committees. (For additional
information on categories of committees, see page
xxi, NATIONAL-DEMOCRATIC and
NATIONAL-REPUBLICAN.) In the instance of
state and local committees, the amount represents
the total disbursements of party political
committees with an address in one state.

LATEST CASH-ON-HAND:

These amounts are a political committee's
most recently reported 1986 "cash on hand." These
balances are taken from Line 8.

DEBTS OWED TO:

This column represents the outstanding debts
and obligations owed TO the listed political
committee. The amounts are taken from Line 9 of
the committee's latest report.

EXPLANATION OF COLUMNS

NUMBER OF COMMITTEES:

The figures in this column show the number of committees in each of the groups.

NATIONAL, PRESIDENTIAL CONVENTIONS, AND STATE/LOCAL - DEMOCRATIC AND REPUBLICAN POLITICAL COMMITTEES:

The categories of national Democratic and Republican party political committees have been previously defined on page xxi. Presidential convention committees are publicly and privately funded committees associated with the quadrennial Presidential conventions of the two major parties. State and local party political committees are those registered under the Federal Election Campaign Act which operates primarily in a single state or locality.

* * * * *

TABLE E - CONTRIBUTIONS TO CANDIDATES FROM DEMOCRATIC AND REPUBLICAN NATIONAL AND STATE/LOCAL POLITICAL COMMITTEES BY OFFICE AND INCUMBENT/CHALLENGER-OTHER/ OPEN-SEAT CANDIDATE STATUS

NATIONAL PARTY POLITICAL COMMITTEES

INCUMBENT:

Incumbent candidates are those who have held the Presidential office on or after 1/21/81 or a Congressional office at any time during the 99th Congress.

With respect to the seven special elections in 1985 and 1986 for vacant House seats, contributions to a candidate in such an election appear in the open-seat category. However, post-election contributions to the winner of a special election appear in the incumbent column.

CHALLENGER-OTHER:

All candidates who are not incumbent or open-seat candidates are included in this category. These candidates may be, for example, 1986 challengers of Congressional incumbents or they may be unsuccessful 1984 candidates or potential 1988 Senatorial aspirants.

OPEN-SEAT:

Open-seat candidates are those seeking election during 1985 or 1986 to seats where an incumbent did not seek re-election.

EXPLANATION OF COLUMNS

CANDIDATE STATUS:

Within each candidate status column (incumbent, challenger-other, open-seat, totals), the "number" segment indicates the number of instances where a committee in the group has contributed to a candidate. (Multiple contributions by a committee to the same candidate are summarized and counted as one instance.) The "dollars" portion shows the total amount contributed to one or more candidates. The "percent" figure is the proportion which the dollars constitute of all contributions made to candidates by a group of political committees. (Note that some of these contributions may have been made to individuals who are not statutory "candidates" under the 1979 Amendments to the Federal Election Campaign Act, e.g., an individual seeking nomination to Federal office who has not received contributions or made expenditures aggregating in excess of \$5,000.)

NATIONAL AND STATE/LOCAL - DEMOCRATIC AND REPUBLICAN POLITICAL COMMITTEES:

The categories of national Democratic and Republican party political committees have been previously defined on page xxi. State and local party political committees are those registered under the Federal Election Campaign Act which operate primarily in a single state or locality.

* * * * *

NATIONAL PARTY POLITICAL COMMITTEES

TABLE F - CONTRIBUTIONS TO CANDIDATES FROM DEMOCRATIC AND REPUBLICAN NATIONAL, AND STATE/LOCAL POLITICAL COMMITTEES BY CONTRIBUTION AMOUNT

CONTRIBUTION AMOUNT:

The "number" portion of the contribution amount columns shows the number of instances where a committee in the group (e.g., Democratic National Committees) has contributed to a candidate. (Multiple contributions by a committee to the same candidate are summarized and counted as one instance.) The "dollar" portion of the columns gives the total amount contributed to one or more candidates. The "percent" segment of the columns is the proportion which the dollars in a category (e.g., \$1 to \$99) constitute of all contributions made to candidates by a group of political committees. (Note that some of these contributions may have been made to individuals who are not statutory "candidates" under the 1979 Amendments to the Federal Election Campaign Act, e.g., an individual seeking nomination to Federal office who has not received contributions or made expenditures aggregating in excess of \$5,000.)

COMMIT MAKING CONTRIB:

The information in the first column indicates the number of committees in a group which have made contributions to candidates. The figures in the percentage column show what percent of all

EXPLANATION OF COLUMNS

political committees in a group (e.g., Democratic National Committees political committees) have made candidate contributions.

NATIONAL AND STATE/LOCAL - DEMOCRATIC AND REPUBLICAN POLITICAL COMMITTEES:

The categories of national Democratic and Republican party political committees have been previously defined on page xxi. State and local party political committees are those registered under the Federal Election Campaign Act which operated primarily in a single state or locality.

* * * * *

TABLE G - TOTAL RECEIPTS OF DEMOCRATIC AND REPUBLICAN POLITICAL COMMITTEES (NATIONAL AND PRESIDENTIAL CONVENTION/STATE/LOCAL TOTALS) BY RECEIPT AMOUNT

RECEIPT AMOUNT:

The "number" portion of the total receipts columns shows the number of party political committees in a group (e.g., all Democratic National political committees) which have reported total receipts in the dollar range of the particular column (e.g., \$1 - \$9,999). The "dollars" portion of the columns gives the total amount of total receipts of the committees which fall into the particular dollar range. The "percent" segment of the columns

NATIONAL PARTY POLITICAL COMMITTEES

is the proportion which the total dollars in a particular dollar range constitute of all total receipts received by all committees in a group.

NATIONAL AND PRESIDENTIAL CONVENTION/STATE/LOCAL TOTALS - DEMOCRATIC AND REPUBLICAN POLITICAL COMMITTEES:

The categories of national Democratic and Republican party political committees have been previously defined on page xxi. Presidential convention committees are publicly and privately funded committees associated with the quadrennial Presidential conventions of the two major parties. State and local party political committees are those registered under the Federal Election Campaign Act which operate primarily in a single state or locality.

* * * * *

TABLE H - CONTRIBUTIONS TO CANDIDATES FROM SEVEN TOTAL RECEIPTS CLASSES OF DEMOCRATIC AND REPUBLICAN POLITICAL COMMITTEES (NATIONAL/STATE/LOCAL TOTALS) BY CONTRIBUTION AMOUNT

CONTRIBUTION AMOUNT:

The "number" portion of the contribution amount columns shows the number of instances where a committee in a group which has reported

EXPLANATION OF COLUMNS

total receipts in a particular dollar range has contributed to a candidate. (Multiple contributions by a committee to the same candidate are summarized and counted as one instance.) The "dollar" portion of the columns gives the total amount contributed to one or more candidates. The "percent" segment of the columns is the proportion which the dollars in a category (e.g., \$1 to \$99) constitute of all contributions made to candidates by political committees in a particular total receipts dollar range. (Note that some of these contributions may have been made to individuals who are not statutory "candidates" under the 1979 Amendments to the Federal Election Campaign Act, e.g., an individual seeking nomination to Federal office who has not received contributions or made expenditures aggregating in excess of \$5,000.)

COMMITTEES:

The figures given here show the number of committees in a particular total receipts dollar range which have made contributions to candidates.

TOTAL RECEIPTS CLASSES:

A political committee is placed in one of the seven total receipts classes based on the sum of its reported total receipts.

* * * * *

NATIONAL PARTY POLITICAL COMMITTEES

TABLE I - LATEST CASH-ON-HAND OF DEMOCRATIC AND REPUBLICAN POLITICAL COMMITTEES (NATIONAL AND PRESIDENTIAL CONVENTION/STATE/LOCAL TOTALS) BY CASH- ON-HAND AMOUNT

CASH-ON-HAND AMOUNT:

The "number" portion of the latest 1986 "cash on hand" columns shows the number of party political committees in a group (e.g., all Democratic National political committees) which have reported latest 1986 "cash on hand" reported by all committees in a group.

NATIONAL AND PRESIDENTIAL CONVENTIONS/STATE/LOCAL TOTALS - DEMOCRATIC AND REPUBLICAN POLITICAL COMMITTEES:

The categories of national Democratic and Republican party political committees have been previously defined on page xxi. Presidential convention committees are publicly and privately funded committees associated with the quadrennial Presidential conventions of the two major parties. State and local party political committees are those registered under the Federal Election Campaign Act which operate primarily in a single state or locality.

* * * * *

EXPLANATION OF COLUMNS

**TABLE J - CONTRIBUTIONS TO CANDIDATES
FROM SEVEN LATEST
CASH-ON-HAND CLASSES OF
DEMOCRATIC AND REPUBLICAN
POLITICAL COMMITTEES
(NATIONAL/STATE/LOCAL TOTALS)
BY CONTRIBUTION AMOUNT**

CONTRIBUTION AMOUNT:

The "number" portion of the contribution amount columns shows the number of instances where a committee in the group (e.g., Democratic National Committees) has contributed to a candidate. (Multiple contributions by a committee to the same candidate are summarized and counted as one instance.) The "dollar" portion of the columns gives the total amount contributed to one or more candidates. The "percent" segment of the columns is the proportion which the dollars in a category (e.g., \$1 to \$99) constitute of all contributions made to candidates by a group of political committees. (Note that some of these contributions may have been made to individuals who are not statutory "candidates" under the 1979 Amendments to the Federal Election Campaign Act, e.g., an individual seeking nomination to Federal office who has not received contributions or made expenditures aggregating in excess of \$5,000.)

NATIONAL PARTY POLITICAL COMMITTEES

COMMITTEES:

The figures given here show the number of committees in a particular latest 1986 "cash on hand" dollar range which have made contributions to candidates.

LATEST CASH-ON-HAND CLASSES:

A political committee is placed in one of seven latest 1986 "cash on hand" classes based on its latest reported 1986 "cash on hand."

* * * * *

**TABLE K - EXPENDITURES ON BEHALF OF
CANDIDATES FROM DEMOCRATIC
AND REPUBLICAN NATIONAL AND
STATE/LOCAL POLITICAL
COMMITTEES BY OFFICE AND
INCUMBENT/CHALLENGER-OTHER/OPEN-SEAT
CANDIDATE STATUS**

INCUMBENT:

Incumbent candidates are those who have held the Presidential office on or after 1/21/81 or a Congressional office at any time during the 99th Congress.

With respect to the seven special elections in 1985 and 1986 for vacant House seats, expenditures on behalf of a candidate in such an election appear in the open-seat category. However, post-election expenditures on behalf of the winner of a special election appear in the incumbent column.

EXPLANATION OF COLUMNS

CHALLENGER-OTHER:

All candidates who are not incumbent or open-seat candidates are included in this category. These candidates may be, for example, 1986 challengers of Congressional incumbents or they may be unsuccessful 1984 candidates or potential 1988 Senatorial aspirants.

OPEN-SEAT:

Open-seat candidates are those seeking election during 1985 or 1986 to seats where an incumbent did not seek re-election.

CANDIDATE STATUS:

Within each candidate status column (incumbent, challenger-other, open-seat, totals), the "number" segment indicates the number of instances where a committee in the group has made expenditures on behalf of a candidate. (Multiple expenditures by a committee to the same candidate are summarized and counted as one instance.) The "dollars" portion shows the total amount expended on behalf of one or more candidates. The "percent" figure is the proportion which the dollars constitute of all expenditures made on behalf of candidates by a group of political committees. (Note that some of these expenditures may have been made on behalf of individuals who are not statutory "candidates" under the 1979 Amendments to the Federal Election Campaign Act, e.g., an individual seeking

NATIONAL PARTY POLITICAL COMMITTEES

nomination to Federal office who has not received contributions or made expenditures aggregating in excess of \$5,000.)

NATIONAL AND STATE/LOCAL - DEMOCRATIC AND REPUBLICAN POLITICAL COMMITTEES:

The categories of national Democratic and Republican party political committees have been previously defined on page xxi. State and local party political committees are those registered under the Federal Election Campaign Act which operate primarily in a single state or locality.

* * * * *

EXPLANATION OF COLUMNS

STATE AND LOCAL PARTY POLITICAL COMMITTEES

This section explains the special terms that appear as labels of the different columns, how the amount is derived for each column and, where appropriate, the significance of the column. Words included in this section are listed in the order in which they appear in each table. For example, the column in TABLE A, labeled CONTRIB FROM PARTY, appears under TABLE A, as the third entry. Readers are encouraged to consult this section regularly as they use the report.

Readers should be aware that the terms as used in this report may be defined differently than they are in the Federal Election Campaign Act of 1971, as amended.

The line number and (where appropriate) the schedule letter of the March 1980 FEC Form 3X on which the receipt and disbursement information was reported are given in parenthesis. (Party political committees are those committees that are part of the official party structure at the national, State, or local level, which have registered as political committees under the Federal Election Campaign Act, as amended.)

TABLE C - STATE TOTALS OF SELECTED FINANCIAL ACTIVITY OF DEMOCRATIC AND REPUBLICAN STATE AND LOCAL POLITICAL COMMITTEES AND THEIR ASSISTANCE TO CANDIDATES BY OFFICE AND PARTY

TOTAL RECEIPTS:

This column includes all incoming funds reported on Line 18.

TOTAL INDIV CONTRIB:

The sum of contributions from individuals (both itemized and unitemized) is reported here. Values are taken from Line 11a, Column A of each report filed by the party committee.

TOTAL DISBURSEMENTS:

This column includes all outgoing funds reported by a political committee on Line 28 - Total Disbursements.

BEGINNING CASH-ON-HAND:

A political committee's "cash on hand" on January 1, 1985 (or its initial 1985 "cash on hand" if it registered subsequent to 1/1/85) is given in this column. This beginning cash balance is reported on Line 6.

EXPLANATION OF COLUMNS

STATE AND LOCAL PARTY POLITICAL COMMITTEES

LATEST CASH-ON-HAND:

These amounts are a political committee's most recently reported 1986 "cash on hand." These balances are taken from Line 8.

DEBTS OWED TO:

This column represents the outstanding debts and obligations owed TO the listed political committee. The amounts are taken from Line 9 of the committee's latest report.

DEBTS OWED BY:

The outstanding debts and obligations owed BY the listed political committee are given in this column. The figures are from Line 10 of the committee's latest report.

TOTAL CONTRIB TO CANDID:

This column represents the sum of all contributions (donations of money or in-kind contributions of services, goods, or property) to Federal candidates during the period from January 1, 1985 through December 31, 1986. The source is Line 21 of Schedule B.

NUMBER OF CAND:

The number of Federal candidates to whom the committee made contributions during 1985-86. The source is Line 21 of Schedule B.

IN-KIND CONTRIB TO CANDID:

This column includes the total dollar value of contributions of goods, services, or property made to Federal candidates as reported by the party committee making the contributions. Note that this represents a subset of TOTAL CONTRIB TO CAND and not additional activity. The source is Line 21 of Schedule B.

CONTRIB TO CANDID 1985:

The proportion of TOTAL CONTRIB TO CAND made during 1985 is shown here. These may represent contributions to debt retirement from previous races, contributions to candidates in special elections, or contributions to 1986 election campaigns. Contributions and dates are reported on Line 21 of Schedule B.

CONTRIB TO PRES:

The proportion of TOTAL CONTRIB TO CANDID made to candidates for the Office of President is shown here, along with the number of Presidential candidates to whom contributions were made.

CONTRIB TO SENATE:

The proportion of TOTAL CONTRIB TO CANDID made to candidates for the Senate are included here, along with the number of Senate candidates supported.

EXPLANATION OF COLUMNS

CONTRIB TO HOUSE:

Contributions from the party committee to House candidates are included here, along with the number of House candidates represented.

TOTAL EXPENDITURES FOR:

Figures here represent coordinated expenditures on behalf of candidates made by a party political committee which are permitted by 2 U.S.C. Section 441a(d).

CONTRIBUTIONS AND EXPENDITURES ON BEHALF OF:

The following six columns isolate contributions to Senate and House candidates by Incumbent/Challenger/Open-Seat status including the number of candidates and amount contributed in each category. The final three columns identify expenditures made by party committees by office sought by candidates supported.

STATE AND LOCAL - DEMOCRATIC:

This category is composed of subnational Democratic party political committees which operate primarily in one state or locality. (Note that the 1979 Amendments to the Federal Election Campaign Act relax the registration and reporting requirements for local party organizations by modifying the definition of which activities cause such an organization to become a political committee.)

STATE AND LOCAL PARTY POLITICAL COMMITTEES

The identification number which the Federal Election Commission has assigned to a committee (C.....) is listed next to the committee's name. Also given is the ending coverage date of the most recent report containing 1985-86 financial activity information which a committee has filed. If no ending coverage date is printed, it means that for a variety of reasons the committee has not filed a report containing financial activity information.

STATE AND LOCAL - REPUBLICAN:

Non-national Republican party political committees whose activity occurs primarily within one state or locality are included in this grouping. (Note that the 1979 Amendments to the Federal Election Campaign Act relax the registration and reporting requirements for local party organizations by modifying the definition of which activities cause such an organization to become a political committee.)

The printed identification number has the same meaning as has been given immediately above.

* * * * *

Categories which appear in subsequent party-related tables are defined in the EXPLANATION OF COLUMNS - NATIONAL PARTY POLITICAL COMMITTEES.

EXPLANATION OF COLUMNS
NON-PARTY POLITICAL COMMITTEES

This section explains the special terms that appear as labels of the different columns, how the amount is derived for each column and, where appropriate, the significance of the column. Words included in this section are listed in the order in which they appear in each table. For example, the column in TABLE A, labeled CONTRIB FROM NON-PARTY, appears under TABLE A, as the fourth entry. Readers are encouraged to consult this section regularly as they use the report.

Readers should be aware that the terms as used in this report may be defined differently than they are in the Federal Election Campaign Act of 1971, as amended.

The line number and (where appropriate) the schedule letter of the March 1980 FEC Form 3X on which the receipts and disbursements information was reported are indicated.

(A non-party political committee means any committee that has not been authorized by any candidate and which is not part of the official party structure at the national, State, or local level, which has registered as a political committee under the Federal Election Campaign Act, as amended.)

**TABLE A -SELECTED FINANCIAL ACTIVITY OF
NON-PARTY POLITICAL COMMITTEES
AND THEIR ASSISTANCE TO
CANDIDATES BY OFFICE AND PARTY**

TOTAL RECEIPTS:

This column includes all incoming funds reported on Line 18.

TOTAL INDIV CONTRIB:

The sum of contributions from individuals (both itemized and unitemized) is reported here. Values are taken from Line 11a, Column A of each report filed by the non-party committee.

TOTAL DISBURSEMENTS:

This column includes all outgoing funds reported by a political committee on Line 28 - Total Disbursements.

BEGINNING CASH-ON-HAND:

A political committee's "cash on hand" on January 1, 1985 (or its initial 1985 "cash on hand" if it registered subsequent to 1/1/85) is given in this column. This beginning cash balance is reported on Line 6.

LATEST CASH-ON-HAND:

These amounts are a political committee's most recently reported 1986 "cash on hand." These balances are taken from Line 8.

EXPLANATION OF COLUMNS

DEBTS OWED TO:

This column represents the outstanding debts and obligations owed TO the listed political committee. The amounts are taken from Line 9 of the committee's latest report.

DEBTS OWED BY:

The outstanding debts and obligations owed BY the listed political committee are given in this column. The figures are from Line 10 of the committee's latest report.

TOTAL CONTRIB TO CANDID:

This column represents the sum of all contributions (donations of money or in-kind contributions of services, goods or property) to Federal candidates during the period from January 1, 1985 through December 31, 1986. The source is Line 21 of Schedule B.

IN-KIND CONTRIB TO CANDID:

This column includes the total dollar value of contributions of goods, services or property made to candidates as reported by the non-party committees making the contributions. Note that this represents a subset of TOTAL CONTRIB TO CANDID and not additional activity. The source is Line 21 of Schedule B.

CONTRIB TO CANDID 1985:

The proportion of TOTAL CONTRIB TO CANDID made during 1985 is shown here. These

NON-PARTY POLITICAL COMMITTEES

may represent contributions to debt retirement from previous races, contributions to candidates in special elections, or contributions to 1986 election campaigns. Contributions and dates are reported on Line 21 of Schedule B.

CONTRIB DEM CANDID:

The proportion of TOTAL CONTRIB TO CANDID made to those who have identified themselves as candidates of the Democratic Party.

CONTRIB REP CANDID:

The proportion of TOTAL CONTRIB TO CANDID made to those who have identified themselves as candidates of the Republican Party.

CONTRIB OTHER CANDID:

The proportion of TOTAL CONTRIB TO CANDID made to those who have identified themselves as candidates of parties other than Democratic or Republican.

EXPEND FOR:

Figures here represent independent expenditures on behalf of candidates made by a non-party political committee. These disbursements are made without consultation with the candidates. Line 21 or 27 of Schedule B or Line 22 of Schedule E are the sources for the amounts. Included here are independent expenditures, honoraria, and contributions made to election recount efforts.

EXPLANATION OF COLUMNS

(Note that some of these expenditures may have been made on behalf of individuals who are not statutory "candidates" under the 1979 Amendments to the Federal Election Campaign Act, e.g., an individual seeking nomination to Federal office who has not received contributions or made expenditures aggregating in excess of \$5,000.

EXPEND AGAINST:

The total amount of independent expenditures made in opposition to clearly identified Federal candidates is reported here. The source is Line 22 of Schedule E.

CONTRIBUTIONS TO CANDIDATES:

The remaining columns identify contributions to candidates by office sought and, for Senate and House candidates, by incumbent, challengers, open-seat status. Incumbents are candidates who were members of the 99th Congress. (In the case of special election candidates, contributions made to winners after the special election process are included in the incumbent category.) Challengers are candidates not included as incumbents or open-seat candidates. Open-seat candidates are those seeking office in 1985-86 in races where the incumbent did not seek re-election.

CORPORATION:

All non-party political committees which have identified themselves as being connected with a corporate entity are included in this group.

NON-PARTY POLITICAL COMMITTEES

LABOR ORGANIZATION:

This category is composed of all non-party political committees which have indicated a connection with a labor organization.

NO CONNECTED ORGANIZATION (NON-441b):

With the exception of those in the health-related field which are included in the next category, all non-party political committees which have not reported a connected organization are placed in this class.

TRADE/MEMBERSHIP/HEALTH:

This grouping includes non-party political committees which have stated a connection with a trade association or membership organization and political committees in the health-related field.

COOPERATIVE:

Included here are non-party political committees which report that they are connected with a cooperative.

CORPORATION WITHOUT STOCK:

The reporting of a connection with a corporation without capital stock qualifies a non-party political committee for inclusion in this category.

The identification number which the Federal Election Commission has assigned to a committee (C.....) is listed next to the committee's name. Also given is the ending coverage date of the most recent report containing 1985-86 financial

EXPLANATION OF COLUMNS

information which a committee has filed. If no ending coverage date is printed, it means that for a variety of reasons the committee has not filed a report containing financial activity information.

* * * * *

TABLE B - SUMMARY INFORMATION ON THE FINANCIAL ACTIVITY AND ASSISTANCE TO CANDIDATES OF ON-PARTY POLITICAL COMMITTEES

TOTAL RECEIPTS (Total Receipts Minus Transfers
This column represents the total receipts of
non-party political committees.

NON-PARTY POLITICAL COMMITTEES

TOTAL DISBURSEMENTS

This column represents total disbursements of non-party political committees.

LATEST CASH-ON-HAND:

These amounts are a political committee's most recently reported 1986 "cash on hand." These balances are taken from Line 8.

DEBTS OWED TO:

This column represents the outstanding debts and obligation owed TO the listed political committee. The amounts are taken from Line 9 of the committee's latest report.

DEBTS OWED BY:

The outstanding debts and obligations owed BY the listed political committee are given in this column. The figures are from Line 10 of the committee's latest report.

EXPLANATION OF COLUMNS

CONTRIB TO CANDIDATES:

This column represents contributions (donations of money or in-kind contributions of services, goods or property) to candidates from the listed political committee. The amounts are as reported on Line 21 of Schedule B. (Note that some of these contributions may have been made to individuals who are not statutory "candidates" under the 1979 Amendments to the Federal Election Campaign Act, e.g., an individual seeking nomination to Federal office who has not received contributions or made expenditures aggregating in excess of \$5,000).

EXPEND ON BEHALF OF CANDIDATES:

Figures here represent expenditures on behalf of candidates made by a non-party political committee. These disbursements are made without consultation with the candidates. Line 21 or 27 of Schedule B or Line 22 of Schedule C are the sources for the amounts. (Note that some of these expenditures may have been made on behalf of individuals who are not statutory "candidates" under the 1979 Amendments to the Federal Election Campaign Act, e.g., an individual seeking nomination to Federal office who has not received contributions or made expenditures aggregating in excess of \$5,000.)

NON-PARTY POLITICAL COMMITTEES

EXPEND AGAINST CANDID:

Independent expenditures made in opposition to identified Federal candidates.

NUMBER OF COMMITTEES:

The figures in this column show the number of committees in each of the groups.

NON-PARTY COMMITTEE GROUPS:

The meanings of the terms "CORPORATION," etc. have been defined above in TABLE A.

* * * * *

TABLE C - CONTRIBUTIONS TO CANDIDATES FROM NON-PARTY POLITICAL COMMITTEES BY CANDIDATES' PARTY:

Within each of the candidates' party columns (Democratic, Republican, Other, Totals) the "number" portion shows the number of instances where a committee in the group (e.g., those connected with a corporate entity) has contributed to a candidate. (Multiple contributions by a committee to the same candidate are summarized and counted as one instance.) The "dollars" segment of the columns gives the total amount contributed to candidates identified with the listed political

EXPLANATION OF COLUMNS

party. The "percent" portion indicates what proportion of all contributions to candidates made by a non-party group went to candidates affiliated with the listed political party. (Note that some of these contributions may have been made to individuals who are not statutory "candidates" under the 1979 Amendments to the Federal Election Campaign Act, e.g., an individual seeking nomination to Federal office who has not received contributions or made expenditures aggregating in excess of \$5,000.)

COMMIT MAKING CONTRIB:

The information in the first column indicates the number of committees in a group which have made contributions to candidates.

The figures in the percentage column show what percent of all committees in a group (e.g., all those registered committees connected with corporate entities) have made candidate contributions.

NON-PARTY COMMITTEE GROUPS:

The meanings of the terms "CORPORATION," etc. have been defined above in TABLE A.

* * * * *

NON-PARTY POLITICAL COMMITTEES

TABLE D - CONTRIBUTIONS TO CANDIDATES FROM NON-PARTY POLITICAL COMMITTEES BY OFFICE, INCUMBENT/CHALLENGER-OTHER/ OPEN-SEAT CANDIDATE STATUS AND PARTY

INCUMBENT:

Incumbent candidates are those who have held the Presidential office on or after 1/21/81 or a Congressional office at any time during the 99th Congress.

With respect to the seven special elections in 1985 and 1986 for vacant House seats, contributions to a candidate in such an election appear in the open-seat category. However, post-election contributions to the winner of special election appear in the incumbent column.

CHALLENGER - OTHER:

All candidates who are not incumbent or open-seat candidates are included in this category. These candidates may be, for example, 1986 challengers of Congressional incumbents or they may be unsuccessful 1984 candidates or potential 1988 Senatorial aspirants.

OPEN-SEAT:

Open-seat candidates are those seeking election during 1985 or 1986 to seats where an incumbent did not seek re-election.

EXPLANATION OF COLUMNS

PARTY:

Within each of the candidate's party columns (Democratic, Republican, Other, Subtotal) the "number" segment indicates the number of instances where a committee in the group (e.g., those connected with a corporate entity) has contributed to a candidate with a particular party/candidate status combination. (Multiple contributions by a committee to the same candidate are summarized and counted as one instance. The total dollar amount given to such candidates is shown next and labelled "dollars." The "percent" portion gives the proportion of all contributions to candidates made by a non-party group which went to candidates of a particular party/candidate status combination. (Note that some of these contributions may have been made to individuals who are not statutory "candidates" under the 1979 Amendments to the Federal Election Campaign Act, e.g., an individual seeking nomination to Federal office who has not received contributions or made expenditures aggregating in excess of \$5,000.)

NON-PARTY COMMITTEE GROUPS:

The meanings of the terms "CORPORATION," etc. have been defined above in TABLE A.

* * * * *

NON-PARTY POLITICAL COMMITTEES

TABLE E - CONTRIBUTIONS TO CANDIDATES FROM NON-PARTY POLITICAL COMMITTEES BY CONTRIBUTION AMOUNT

CONTRIBUTION AMOUNT:

The "number" portion of the contribution amount column shows the number of instances where a committee in a group (e.g., those connected with a corporate entity) has contributed to a candidate. (Multiple contributions by a committee to the same candidate are summarized and counted as one instance.) The "dollars" portion of the columns gives the total contributed to one or more candidates. The "percent" segment of the column is the proportion which the dollars in a category (e.g., \$1 to \$99) constitute of all contributions made to candidates by a group of political committees. (Note that some of these contributions may have been made to individuals who are not statutory "candidates" under the 1979 Amendments to the Federal Election Campaign Act, e.g., an individual seeking nomination to Federal office who has not received contributions or made expenditures aggregating in excess of \$5,000.)

COMMITTEES:

The figures given here show the number of committees in a group which have made contributions to candidates.

EXPLANATION OF COLUMNS

NON-PARTY COMMITTEE GROUPS:

The meanings of the terms "CORPORATION," etc. have been defined above in TABLE A.

* * * * *

TABLE F - TOTAL RECEIPTS OF NON-PARTY POLITICAL COMMITTEES BY RECEIPT AMOUNT

RECEIPT AMOUNT:

The "number" portion of the total receipts columns shows the number of non-party political committees in a group (e.g., those connected with corporate entities) which have reported total receipts in the dollar range of the particular column (e.g., \$1 - \$9,999). The "dollars" portion of the columns gives the total amount of total receipts of the committees which fall into the particular dollar range. The "percent" segment of the columns is the proportion which the total dollars in a particular dollar range constitute of all total receipts received by all committees in a group.

NON-PARTY COMMITTEE GROUPS:

The meanings of the terms "CORPORATION," etc. have been defined above in TABLE A.

* * * * *

NON-PARTY POLITICAL COMMITTEES

TABLE G - CONTRIBUTIONS TO CANDIDATES FROM SEVEN TOTAL RECEIPT CLASSES OF NON-PARTY POLITICAL COMMITTEES BY CONTRIBUTION AMOUNT

CONTRIBUTION AMOUNT:

The "number" portion of the contribution amount columns shows the number of instances where a committee in the group which has reported total receipts in a particular dollar range has contributed to a candidate. (Multiple contributions by a committee to the same candidate are summarized and counted as one instance.) The "dollars" portion of the columns gives the total amount contributed to one or more candidates. The "percent" segment of the columns is the proportion which the dollars in a category (e.g., \$1 to \$99) constitute of all contributions made to candidates by political committees in a particular total receipts dollar range. (Note that some of these contributions may have been made to individuals who are not statutory "candidates" under the 1979 Amendments to the Federal Election Campaign Act, e.g., an individual seeking nomination to Federal office who has not received contributions or made expenditures aggregating in excess of \$5,000.)

EXPLANATION OF COLUMNS

COMMITTEES:

The figures given here show the number of committees in a particular total receipts dollar range which have made contributions to candidates.

TOTAL RECEIPTS CLASSES:

A political committee is placed in one of the seven total receipts classes based on the sum of its reported total receipts.

* * * * *

TABLE H - LATEST CASH-ON-HAND OF NON-PARTY POLITICAL COMMITTEES BY CASH-ON- HAND AMOUNT

CASH-ON-HAND AMOUNT:

The "number" portion of the latest 1986 "cash on hand" columns shows the number of non-party political committees in a group (e.g., those connected with corporate entities) which have reported latest 1986 "cash on hand" in the dollar range of the particular column (e.g., \$1 - \$999). The "dollars" portion of the columns gives the total amount of latest 1986 "cash on hand" of the committees which fall into the particular dollar range. The "percent" segment of the columns is the proportion which the total dollars in a particular dollar range constitute of all the latest 1986 "cash on hand" reported by all committees in a group.

NON-PARTY POLITICAL COMMITTEES

NON-PARTY COMMITTEE GROUPS:

The meanings of the terms "CORPORATION," etc. have been defined above in TABLE A.

* * * * *

TABLE I - CONTRIBUTIONS TO CANDIDATES FROM SEVEN LATEST CASH-ON-HAND CLASSES OF NON-PARTY POLITICAL COMMITTEES BY CONTRIBUTIONS AMOUNT

CONTRIBUTION AMOUNT:

The "number" portion of the contribution amount columns shows the number of instances where a committee in a group which has reported latest 1986 "cash on hand" in a particular dollar range has contributed to a candidate. (Multiple contributions by a committee to the same candidate are summarized and counted as one instance.) The "dollar" portion of the columns gives the total amount contributed to one or more candidates. The "percent" segment of the columns is the proportion which the dollars in a category (e.g., \$1 - \$99) constitute of all contributions made to candidates by political committees in a particular latest 1986 "cash on hand" dollar range. (Note that some of these contributions may have been made to individuals who are not statutory "candidates" under the 1979 Amendments to the Federal Election

EXPLANATION OF COLUMNS

Campaign Act, e.g., an individual seeking nomination to Federal office who has not received contributions or made expenditures aggregating in excess of \$5,000.)

COMMITTEES:

The figures given here show the number of committees in a particular latest 1984 "cash on hand" dollar range which have made contributions to candidates.

LATEST CASH-ON-HAND CLASSES:

A political committee is placed in one of the seven latest 1986 "cash on hand" classes based on its latest reported 1986 "cash on hand."

* * * * *

TABLE J - EXPENDITURES ON BEHALF OF CANDIDATES FROM NON-PARTY POLITICAL COMMITTEES BY CANDIDATES' PARTY

CANDIDATES' PARTY:

Within each of the candidates' party columns (Democratic, Republican, Other, Totals) the "number" portion shows the number of instances where a committee in a group (e.g., those connected with a corporate entity) has made independent expenditures on behalf of a candidate.

NON-PARTY POLITICAL COMMITTEES

(Multiple expenditure on behalf of the same candidate by a committee are summarized and counted as one instance.) The "dollars" segment of the columns gives the total amount expended on behalf of the candidates identified with the listed political party. The "percent" portion indicates what proportion of all expenditures on behalf of candidates affiliated with the listed political party. (Note that some of these expenditures may have been made on behalf of individuals who are not statutory "candidates" under the 1979 Amendments to the Federal Election Campaign Act, e.g., an individual seeking nomination to Federal office who has not received contributions or made expenditures aggregating in excess of \$5,000.)

COMMIT MAKING EXPEND:

The information in the first column indicates the number of committees in a group which have made expenditures on behalf of candidates. The figures in the percentage column show what percent of all committees in a group (e.g., all those registered committees connected with corporate entities) have made expenditures on behalf of candidates.

NON-PARTY COMMITTEE GROUPS:

The meanings of the terms "CORPORATION," etc. have been defined above in TABLE A.

* * * * *

EXPLANATION OF COLUMNS

TABLE K - EXPENDITURES ON BEHALF OF CANDIDATES FROM NON-PARTY POLITICAL COMMITTEES BY OFFICE, INCUMBENT/CHALLENGER-OTHER/ OPEN-SEAT CANDIDATE STATUS AND PARTY

INCUMBENT:

Incumbent candidates are those who have held the Presidential office on or after 1/21/81 or a Congressional office at any time during the 99th Congress.

With respect to the five special elections in 1985 and 1986 for vacant House seats, contributions to a candidate in such an election appear in the open-seat category.

However, post-election contributions to the winner of a special election appear in the incumbent column.

CHALLENGER-OTHER:

All candidates who are not incumbent or open-seat candidates are included in this category. These candidates may be, for example, 1986 challengers of Congressional incumbents or they may be unsuccessful 1986 candidates or potential 1986 Senatorial aspirants.

OPEN-SEAT:

Open-seat candidates are those seeking election during 1985 or 1986 to a seat where an incumbent did not seek re-election.

NON-PARTY POLITICAL COMMITTEES

PARTY:

Within each of the candidates' party columns (Democratic, Republican, Other, Subtotal) the "number" segment indicates the number of instances where a committee in the group (e.g., those connected with a corporate entity) has made independent expenditures on behalf of a candidate with a particular party/candidate status. (Multiple expenditures on behalf of the same candidate by a committee are summarized and counted as one instance.) The total dollar amount expended on behalf of such candidates is shown next and labelled "dollars." The "percent" portion gives the proportion of all expenditures on behalf of candidates made by a non-party group which were made for candidates of a particular party/candidate status. (Note that some of these expenditures may have been made on behalf of individuals who are not statutory "candidates" under the 1979 Amendments to the Federal Election Campaign Act, e.g., an individual seeking nomination to Federal office who has not received contributions or made expenditures aggregating in excess of \$5,000.)

NON-PARTY COMMITTEE GROUPS:

The meanings of the terms "CORPORATION," etc. have been defined above in TABLE A.

* * * * *

EXPLANATION OF COLUMNS

TABLE L - INDEPENDENT EXPENDITURES AGAINST CANDIDATES BY NON-PARTY POLITICAL COMMITTEES BY CANDIDATES' PARTY

CANDIDATES' PARTY:

Within each of the candidates' party columns (Democratic, Republican, Other, Totals) the "number" portion shows the number of instances where a committee in the group (e.g., those connected with a corporate entity) has made independent expenditures against candidates. (Multiple expenditures against the same candidate by a committee are summarized and counted as one instance.) The "dollars" segment of the columns gives the total amount expended against the candidates identified with the listed political party. The "percent" portion indicates what proportion of all independent expenditures against candidates made by a non-party group were made against candidates affiliated with the listed political party. (Note that some of these expenditures may have been made against individuals who are not statutory "candidates" under the 1979 Amendments to the Federal Election Campaign Act, e.g., an individual seeking nomination to Federal office who has not received contributions or made expenditures aggregating in excess of \$5,000.)

COMMIT MAKING EXPEND:

The information in the first column indicates the number of committees in a group which have made expenditures against candidates. The figures

NON-PARTY POLITICAL COMMITTEES

in the percentage column show what percent of all committees in a group (e.g., all those registered committees connected with corporate entities) have made independent expenditures against candidates.

NON-PARTY COMMITTEE GROUPS:

The meanings of the terms "CORPORATION," etc. have been defined above in TABLE A.

* * * * *

TABLE M - INDEPENDENT EXPENDITURES AGAINST CANDIDATES BY NON-PARTY POLITICAL COMMITTEES BY OFFICE, INCUMBENT/CHALLENGER-OTHER/ OPEN-SEAT CANDIDATE STATUS AND PARTY

INCUMBENT:

Incumbent candidates are those who have held the Presidential office on or after 1/21/81 or a Congressional office at any time during the 99th Congress.

With respect to the seven special elections in 1985 and 1986 for vacant House seats, expenditures against a candidate in such an election appear in the open-seat category. However, post-election expenditures against the winner of a special election appear in the incumbent column.

CHALLENGER-OTHER:

All candidates who are not incumbent or open-seat candidates are included in this category.

EXPLANATION OF COLUMNS

These candidates may be, for example, 1986 challengers of Congressional incumbents or they may be unsuccessful 1984 candidates or potential 1988 Senatorial aspirants.

OPEN-SEAT:

Open-seat candidates are those seeking election during 1985 or 1986 to seats where an incumbent did not seek re-election.

PARTY:

Within each of the candidates' party columns (Democratic, Republican, Other, Subtotal), the "number" segment indicates the number of instances where a committee in the group (e.g., those connected with a corporate entity) has made expenditures against a candidate with a particular party/candidate status. (Multiple expenditures against the same candidate by a committee are summarized and counted as one instance.) The total dollar amount expended against such candidates is shown next and labelled "dollars." The "percent" portion gives the proportion of all independent expenditures against candidates made by a non-party group which were made against candidates of a particular party/candidate status. (Note that some of these expenditures may have been made against individuals who are not statutory "candidates" under the 1979 Amendments to the Federal Election Campaign Act, e.g., an individual seeking nomination to Federal office who has not received contributions or made expenditures aggregating in excess of \$5,000.)

NON-PARTY POLITICAL COMMITTEES

NON-PARTY COMMITTEE GROUPS:

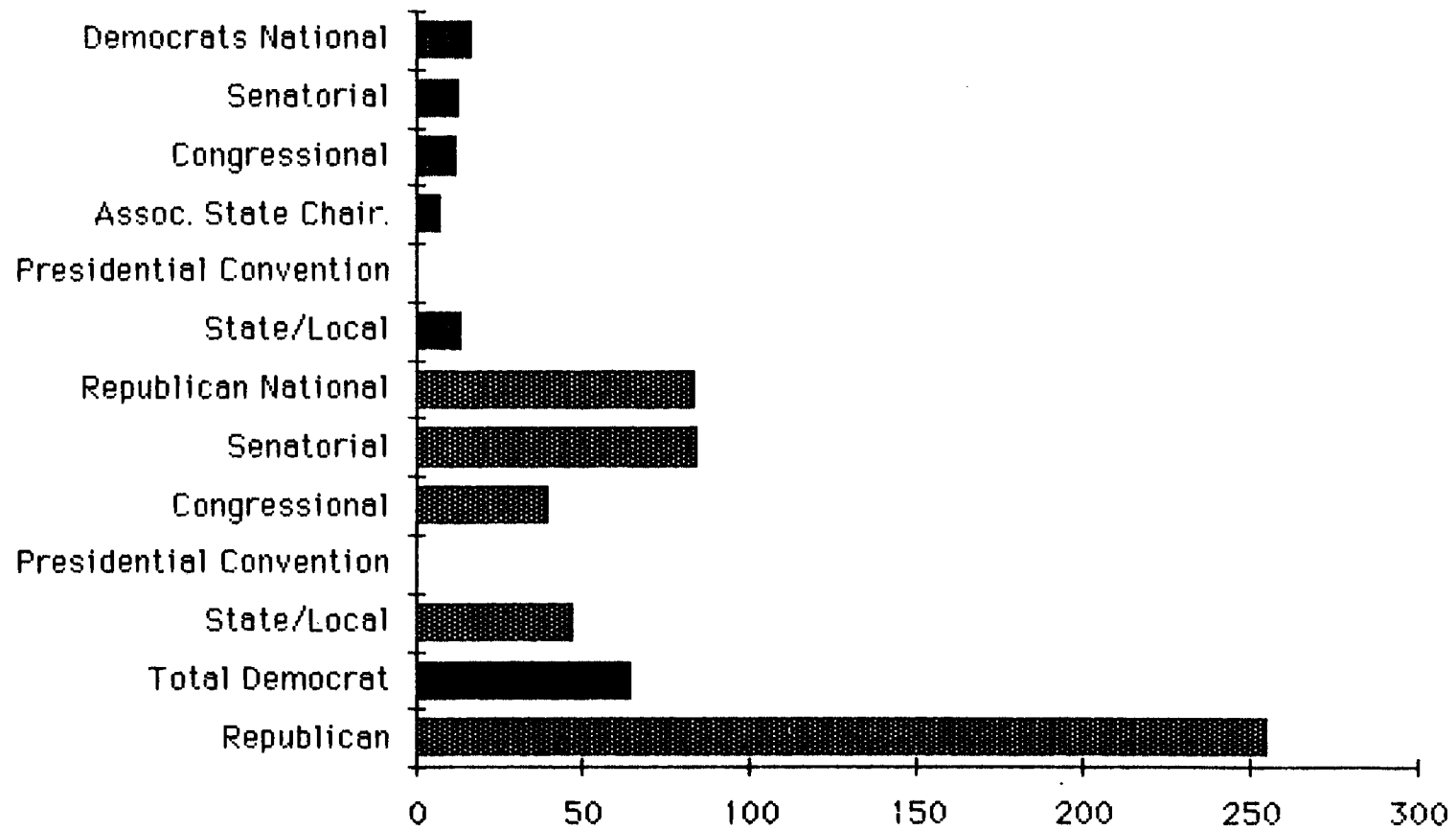
The meanings of the terms "CORPORATION," etc. have been defined above in TABLE A.

* * * * *



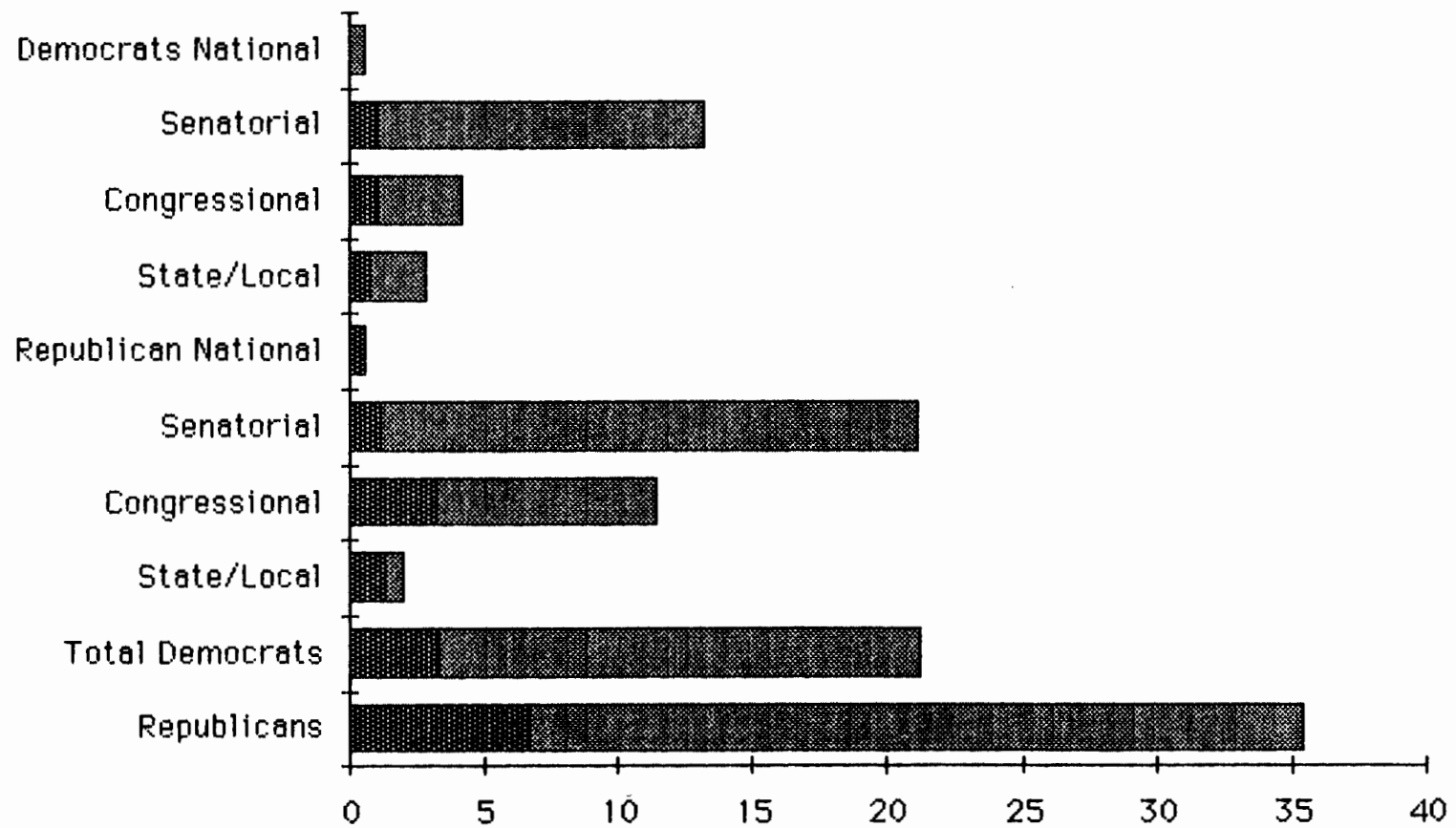


Party Committee Receipts 1985-86



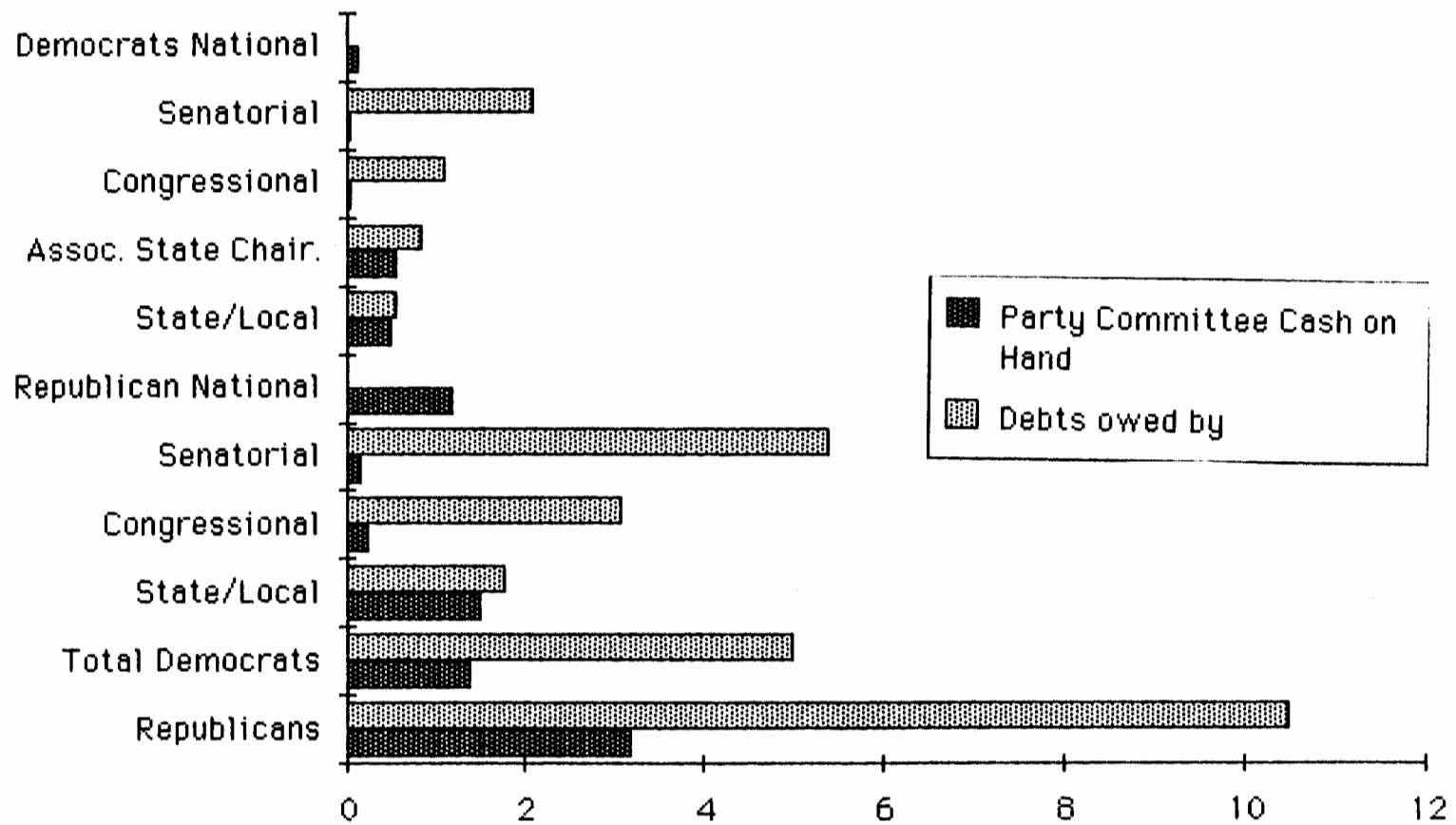
Millions of Dollars

Party Support of Federal Candidates 1985-86



Millions of Dollars

Party Committee Cash on Hand



Millions of Dollars

TABLE A

**SELECTED FINANCIAL ACTIVITY OF POLITICAL COMMITTEES
AND THEIR ASSISTANCE TO CANDIDATES BY OFFICE AND PARTY**

NATIONAL DEMOCRATIC

1) C00010603 DNC SERVICES CORPORATION/DEMOCRATIC NATIONAL COMMITTEE	12/31/1986
** SUBTOTAL	
2) C00042366 DEMOCRATIC SENATORIAL CAMPAIGN COMMITTEE	12/31/1986
** SUBTOTAL	
3) C00000935 DEMOCRATIC CONGRESSIONAL CAMPAIGN COMMITTEE INC	12/31/1986
** SUBTOTAL	
4) C00073791 ASSOCIATION OF STATE DEMOCRATIC CHAIRPERSONS (DOLLARS FOR DEMOCRATS-CONSOLIDATED REPORT)	12/31/1986
** SUBTOTAL	
**** GRAND TOTAL	

(TABLE A PARTY)		RECEIPTS AND DISBURSEMENTS							
LINE #	TOTAL RECEIPTS	NET RECEIPTS	TOTAL INDIV CONTRIB	TOTAL DISBURSE	NET DISBURSE	BEGINNING CASH ON HAND	LATEST CASH ON HAND	DEBTS OWED TO	DEBTS OWED BY
1)	17235406	17235406	12554500	17372276	17372276	292543	155671	0	2140743
**)	17235406	17235406	12554500	17372276	17372276	292543	155671	0	2140743
2)	13397809	13397809	8875626	13533142	13533142	214246	78911	0	1146003
**)	13397809	13397809	8875626	13533142	13533142	214246	78911	0	1146003
3)	12322969	12322969	8297039	12562666	12562666	298548	58852	0	865911
**)	12322969	12322969	8297039	12562666	12562666	298548	58852	0	865911
4)	7618834	7618834	7617634	7801818	7801818	766847	583863	0	0
**)	7618834	7618834	7617634	7801818	7801818	766847	583863	0	0
****)	50575018	50575018	37344799	51269902	51269902	1572184	877297	0	4152657

TABLE A

SELECTED FINANCIAL ACTIVITY OF POLITICAL COMMITTEES
AND THEIR ASSISTANCE TO CANDIDATES BY OFFICE AND PARTY

NATIONAL DEMOCRATIC

1) C00010603 DNC SERVICES CORPORATION/DEMOCRATIC NATIONAL COMMITTEE	12/31/1986
** SUBTOTAL	
2) C00042366 DEMOCRATIC SENATORIAL CAMPAIGN COMMITTEE	12/31/1986
** SUBTOTAL	
3) C00000935 DEMOCRATIC CONGRESSIONAL CAMPAIGN COMMITTEE INC	12/31/1986
** SUBTOTAL	
4) C00073791 ASSOCIATION OF STATE DEMOCRATIC CHAIRPERSONS (DOLLARS FOR DEMOCRATS-CONSOLIDATED REPORT)	12/31/1986
** SUBTOTAL	
**** GRAND TOTAL	

AGGREGATE CANDIDATE ACTIVITY

LINE #	TOTAL CONTRIB TO CANDID	# OF CANDID	IN-KIND CONTRIB TO CANDID	CONTRIB CANDID 1985	CONTRIB TO PRESIDENTIAL	CONTRIB TO SENATE	CONTRIB TO HOUSE	TOTAL EXPEND FOR				
1)	20500	8	20500	0	7	20000	1	500	0	0	2	343348
**)	20500	8	20500	0	7	20000	1	500	0	0	2	343348
2)	583305	45	111996	66689	1	100	36	566809	8	16396	25	6066372
**)	583305	45	111996	66689	1	100	36	566809	8	16396	25	6066372
3)	610840	235	33881	112333	0	0	4	12487	231	598353	211	1545376
**)	610840	235	33881	112333	0	0	4	12487	231	598353	211	1545376
4)	1000	2	0	0	0	0	0	0	2	1000	0	0
**)	1000	2	0	0	0	0	0	0	2	1000	0	0
****)	1215645	290	166377	179022	8	20100	41	579796	241	615749	238	7955096

TABLE A

**SELECTED FINANCIAL ACTIVITY OF POLITICAL COMMITTEES
AND THEIR ASSISTANCE TO CANDIDATES BY OFFICE AND PARTY**

NATIONAL DEMOCRATIC

1) C00010603 DNC SERVICES CORPORATION/DEMOCRATIC NATIONAL COMMITTEE	12/31/1986
** SUBTOTAL	
2) C00042366 DEMOCRATIC SENATORIAL CAMPAIGN COMMITTEE	12/31/1986
** SUBTOTAL	
3) C00000935 DEMOCRATIC CONGRESSIONAL CAMPAIGN COMMITTEE INC	12/31/1986
** SUBTOTAL	
4) C00073791 ASSOCIATION OF STATE DEMOCRATIC CHAIRPERSONS (DOLLARS FOR DEMOCRATS-CONSOLIDATED REPORT)	12/31/1986
** SUBTOTAL	
**** GRAND TOTAL	

LINE	CONTRIBUTIONS												EXPENDITURES ON BEHALF OF					
	SENATE						HOUSE						PRESIDENTIAL		SENATE		HOUSE	
	#	\$	#	\$	#	\$	#	\$	#	\$	#	\$	#	\$	#	\$	#	\$
1)	0	0	0	0	1	500	0	0	0	0	0	0	2	343348	0	0	0	0
**)	0	0	0	0	1	500	0	0	0	0	0	0	2	343348	0	0	0	0
2)	11	139658	18	288234	7	138917	8	16396	0	0	0	0	0	0	24	6065372	1	1000
**)	11	139658	18	288234	7	138917	8	16396	0	0	0	0	0	0	24	6065372	1	1000
3)	1	2687	2	3800	1	6000	108	175844	72	237634	51	184875	0	0	0	0	211	1545376
**)	1	2687	2	3800	1	6000	108	175844	72	237634	51	184875	0	0	0	0	211	1545376
4)	0	0	0	0	0	0	0	0	1	500	1	500	0	0	0	0	0	0
**)	0	0	0	0	0	0	0	0	1	500	1	500	0	0	0	0	0	0
****)	12	142345	20	292034	9	145417	116	192240	73	238134	52	185375	2	343348	24	6065372	212	1546376

TABLE A**SELECTED FINANCIAL ACTIVITY OF POLITICAL COMMITTEES
AND THEIR ASSISTANCE TO CANDIDATES BY OFFICE AND PARTY****NATIONAL REPUBLICAN**

1) C00041822 NATIONAL BLACK REPUBLICAN COUNCIL	12/31/1899
2) C00003376 REPUBLICAN NATIONAL COMMITTEE - CONTRIBUTIONS (AKA REPUBLICAN NATIONAL FINANCE COMMITTEE)	12/31/1986
3) C00003418 REPUBLICAN NATIONAL COMMITTEE - EXPENDITURES (AKA REPUBLICAN NATIONAL COMMITTEE)	12/31/1986
4) C00060046 YOUNG REPUBLICAN NATIONAL FEDERATION	12/31/1986
** SUBTOTAL	
5) C00091009 NATIONAL REPUBLICAN SENATORIAL COMMITTEE - CONTRIBUTIONS *	12/31/1986
6) C00027466 NATIONAL REPUBLICAN SENATORIAL COMMITTEE - EXPENDITURES *	12/31/1986
** SUBTOTAL	
7) C00002931 NATIONAL REPUBLICAN CONGRESSIONAL COMMITTEE CONTRIBUTIONS	12/31/1986
8) C00075820 NATIONAL REPUBLICAN CONGRESSIONAL COMMITTEE EXPENDITURES	12/31/1986
** SUBTOTAL	
**** GRAND TOTAL	

(TABLE A	PARTY)	RECEIPTS AND DISBURSEMENTS							
LINE	TOTAL	NET	TOTAL	TOTAL	NET	BEGINNING	LATEST	DEBTS	DEBTS
#	RECEIPTS	RECEIPTS	INDIV	DISBURSE	DISBURSE	CASH ON	CASH ON	OWED	OWED
			CONTRIB			HAND	HAND	TO	BY
1)	0	0	0	0	0	0	0	0	0
2)	77552944	77552944	76866531	78336255	614685	1418545	635234	28875	0
3)	83448782	6227212	0	83091346	83064566	248176	605611	46851	0
4)	86813	86813	54699	89202	89202	2501	92	500	9855
**)	161088539	83866969	76921230	161516803	83768453	1669222	1240937	76226	9855
5)	84130951	82943974	74870667	84639844	5337659	851124	342229	0	2500000
6)	80797004	1494572	0	79664925	78396489	-1288974	-156892	53871	2916431
**)	164927955	84438546	74870667	164304769	83734148	-437850	185337	53871	5416431
7)	39434936	39434936	34303461	40890280	-449998	1714595	259255	0	2000000
8)	41252316	362038	0	41280734	41280734	44774	16357	0	1098488
**)	80687252	39796974	34303461	82171014	40830736	1759369	275612	0	3098488
****)	406703746	208102489	186095358	407992586	208333337	2990741	1701886	130097	8524774

TABLE A

SELECTED FINANCIAL ACTIVITY OF POLITICAL COMMITTEES
AND THEIR ASSISTANCE TO CANDIDATES BY OFFICE AND PARTY

NATIONAL REPUBLICAN

1) C00041822 NATIONAL BLACK REPUBLICAN COUNCIL	12/31/1899
2) C00003376 REPUBLICAN NATIONAL COMMITTEE - CONTRIBUTIONS (AKA REPUBLICAN NATIONAL FINANCE COMMITTEE)	12/31/1986
3) C00003418 REPUBLICAN NATIONAL COMMITTEE - EXPENDITURES (AKA REPUBLICAN NATIONAL COMMITTEE)	12/31/1986
4) C00060046 YOUNG REPUBLICAN NATIONAL FEDERATION	12/31/1986
** SUBTOTAL	
5) C00091009 NATIONAL REPUBLICAN SENATORIAL COMMITTEE - CONTRIBUTIONS *	12/31/1986
6) C00027466 NATIONAL REPUBLICAN SENATORIAL COMMITTEE - EXPENDITURES *	12/31/1986
** SUBTOTAL	
7) C00002931 NATIONAL REPUBLICAN CONGRESSIONAL COMMITTEE CONTRIBUTIONS	12/31/1986
8) C00075820 NATIONAL REPUBLICAN CONGRESSIONAL COMMITTEE EXPENDITURES	12/31/1986
** SUBTOTAL	
**** GRAND TOTAL	

AGGREGATE CANDIDATE ACTIVITY												
LINE #	TOTAL CONTRIB TO CANDID	# OF CANDID	IN-KIND CONTRIB TO CANDID	CONTRIB CANDID 1985	CONTRIB TO PRESIDENTIAL	CONTRIB TO SENATE	CONTRIB TO HOUSE	TOTAL EXPEND FOR				
1)	0	0	0	0	0	0	0	0	0	0	0	0
2)	0	0	0	0	0	0	0	0	0	0	0	0
3)	350427	70	15183	13019	0	0	1	397	69	350030	1	2100
4)	0	0	0	0	0	0	0	0	0	0	0	0
**)	350427	70	15183	13019	0	0	1	397	69	350030	1	2100
5)	0	0	0	0	0	0	0	0	0	0	0	0
6)	629472	58	353041	57386	0	0	53	588472	5	41000	54	9959330
**)	629472	58	353041	57386	0	0	53	588472	5	41000	54	9959330
7)	0	0	0	0	0	0	0	0	0	0	0	0
8)	1655250	334	366827	367418	0	0	6	20875	328	1634375	156	4098389
**)	1655250	334	366827	367418	0	0	6	20875	328	1634375	156	4098389
****)	2635149	462	735051	437823	0	0	60	609744	402	2025405	211	14059819

TABLE A

**SELECTED FINANCIAL ACTIVITY OF POLITICAL COMMITTEES
AND THEIR ASSISTANCE TO CANDIDATES BY OFFICE AND PARTY**

NATIONAL REPUBLICAN

1) C00041822 NATIONAL BLACK REPUBLICAN COUNCIL	12/31/1899
2) C00003376 REPUBLICAN NATIONAL COMMITTEE - CONTRIBUTIONS (AKA REPUBLICAN NATIONAL FINANCE COMMITTEE)	12/31/1986
3) C00003418 REPUBLICAN NATIONAL COMMITTEE - EXPENDITURES (AKA REPUBLICAN NATIONAL COMMITTEE)	12/31/1986
4) C00060046 YOUNG REPUBLICAN NATIONAL FEDERATION	12/31/1986
** SUBTOTAL	
5) C00091009 NATIONAL REPUBLICAN SENATORIAL COMMITTEE - CONTRIBUTIONS *	12/31/1986
6) C00027466 NATIONAL REPUBLICAN SENATORIAL COMMITTEE - EXPENDITURES *	12/31/1986
** SUBTOTAL	
7) C00002931 NATIONAL REPUBLICAN CONGRESSIONAL COMMITTEE CONTRIBUTIONS	12/31/1986
8) C00075820 NATIONAL REPUBLICAN CONGRESSIONAL COMMITTEE EXPENDITURES	12/31/1986
** SUBTOTAL	
**** GRAND TOTAL	

LINE	CONTRIBUTIONS												EXPENDITURES ON BEHALF OF					
	SENATE						HOUSE						PRESIDENTIAL		SENATE		HOUSE	
	INCUMBENT	CHALLENGER	OPEN	SEAT	INCUMBENT	CHALLENGER	OPEN	SEAT	INCUMBENT	CHALLENGER	OPEN	SEAT	\$	\$	\$	\$	\$	\$
1)	0	0	0	0	0	0	0	0	0	0	0	0	0	0	0	0	0	0
2)	0	0	0	0	0	0	0	0	0	0	0	0	0	0	0	0	0	0
3)	0	0	1	397	0	0	22	122700	22	92221	25	135109	0	0	0	0	1	2100
4)	0	0	0	0	0	0	0	0	0	0	0	0	0	0	0	0	0	0
**)	0	0	1	397	0	0	22	122700	22	92221	25	135109	0	0	0	0	1	2100
5)	0	0	0	0	0	0	0	0	0	0	0	0	0	0	0	0	0	0
6)	26	300160	20	163908	7	124404	0	0	2	15000	3	26000	0	0	54	9959330	0	0
**)	26	300160	20	163908	7	124404	0	0	2	15000	3	26000	0	0	54	9959330	0	0
7)	0	0	0	0	0	0	0	0	0	0	0	0	0	0	0	0	0	0
8)	2	10000	2	10000	2	875	182	823619	91	447255	55	363501	0	0	1	697	155	4097692
**)	2	10000	2	10000	2	875	182	823619	91	447255	55	363501	0	0	1	697	155	4097692
****)	28	310160	23	174305	9	125279	204	946319	115	554476	83	524610	0	0	55	9960027	156	4099792

AND THEIR ASSISTANCE TO CANDIDATES BY OFFICE AND PARTY

PRESIDENTIAL CONVENTION DEMOCRATIC

1) C00167767 1984 DEMOCRATIC NATIONAL CONVENTION COMMITTEE INC

06/30/1986

2) C00208132 1988 DEMOCRATIC NATIONAL CONVENTION COMM INC

12/31/1986

★★

SUBTOTAL

PRESIDENTIAL CONVENTION REPUBLICAN

3) C00204735 ARRANGEMENTS CMTE OF THE REPUB NAT'L CMTE FOR THE 1988 REPUB NAT'L CONVENTION

12/31/1986

4) C00101345 ARRANGEMENTS COMMITTEE OF THE REPUB. NAT'L. COMM. FOR THE 1980 REPUB. NAT'L. CONVENTION

08/14/1985

★ ★

SUBTOTAL

(TABLE B	PARTY)	RECEIPTS AND DISBURSEMENTS					
LINE	TOTAL	TOTAL	TOTAL	BEGINNING	LATEST	DEBTS	DEBTS
#	RECEIPTS	INDIV	DISBURSE	CASH ON	CASH ON	OWED	OWED
		CONTRIB		HAND	HAND	TO	BY
1)	9574	0	120693	111120	0	0	0
2)	250100	0	223082	0	27016	0	250000
**)	259674	0	343775	111120	27016	0	250000
3)	110000	0	107953	0	2045	0	110000
4)	366	0	11038	10672	0	0	0
**)	110366	0	118991	10672	2045	0	110000

AND THEIR ASSISTANCE TO CANDIDATES BY OFFICE AND PARTY

PRESIDENTIAL CONVENTION DEMOCRATIC

1) C00167767 1984 DEMOCRATIC NATIONAL CONVENTION COMMITTEE INC

06/30/1986

2) C00208132 1988 DEMOCRATIC NATIONAL CONVENTION COMM INC

12/31/1986

★★ SUBTOTAL

PRESIDENTIAL CONVENTION REPUBLICAN

3) C00204735 ARRANGEMENTS CMTE OF THE REPUB NAT'L CMTE FOR THE 1988 REPUB NAT'L CONVENTION

12/31/1986

4) C00101345 ARRANGEMENTS COMMITTEE OF THE REPUB. NAT'L. COMM. FOR THE 1980 REPUB. NAT'L. CONVENTION

08/14/1985

★★
SUBTOTAL

AGGREGATE CANDIDATE ACTIVITY												
LINE #	TOTAL CONTRIB TO CANDID	# OF CANDID	IN-KIND CONTRIB TO CANDID	CONTRIB CANDID 1985	CONTRIB TO PRESIDENTIAL	CONTRIB TO SENATE	CONTRIB TO HOUSE	TOTAL EXPEND FOR				
1)	0	0	0	0	0	0	0	0				
2)	0	0	0	0	0	0	0	0				
**)	0	0	0	0	0	0	0	0				
3)	0	0	0	0	0	0	0	0				
4)	0	0	0	0	0	0	0	0				
**)	0	0	0	0	0	0	0	0				

TABLE B

**SELECTED FINANCIAL ACTIVITY OF POLITICAL COMMITTEES
AND THEIR ASSISTANCE TO CANDIDATES BY OFFICE AND PARTY**

PRESIDENTIAL CONVENTION DEMOCRATIC

1) C00167767 1984 DEMOCRATIC NATIONAL CONVENTION COMMITTEE INC	06/30/1986
2) C00208132 1988 DEMOCRATIC NATIONAL CONVENTION COMM INC	12/31/1986
** SUBTOTAL	

PRESIDENTIAL CONVENTION REPUBLICAN

3) C00204735 ARRANGEMENTS CMTE OF THE REPUB NAT'L CMTE FOR THE 1988 REPUB NAT'L CONVENTION	12/31/1986
4) C00101345 ARRANGEMENTS COMMITTEE OF THE REPUB. NAT'L. COMM. FOR THE 1980 REPUB. NAT'L. CONVENTION	08/14/1985
** SUBTOTAL	

LINE	CONTRIBUTIONS									EXPENDITURES ON BEHALF OF								
	SENATE			HOUSE			HOUSE			PRESIDENTIAL			SENATE			HOUSE		
	INCUMBENT	CHALLENGER	OPEN SEAT	INCUMBENT	CHALLENGER	OPEN SEAT	INCUMBENT	CHALLENGER	OPEN SEAT	PRESIDENTIAL	SENATE	HOUSE	PRESIDENTIAL	SENATE	HOUSE	PRESIDENTIAL	SENATE	HOUSE
	#	\$	#	\$	#	\$	#	\$	#	\$	#	\$	#	\$	#	\$	\$	\$
1)	0	0	0	0	0	0	0	0	0	0	0	0	0	0	0	0	0	0
2)	0	0	0	0	0	0	0	0	0	0	0	0	0	0	0	0	0	0
**)	0	0	0	0	0	0	0	0	0	0	0	0	0	0	0	0	0	0
3)	0	0	0	0	0	0	0	0	0	0	0	0	0	0	0	0	0	0
4)	0	0	0	0	0	0	0	0	0	0	0	0	0	0	0	0	0	0
**)	0	0	0	0	0	0	0	0	0	0	0	0	0	0	0	0	0	0

TABLE C**SELECTED FINANCIAL ACTIVITY OF POLITICAL COMMITTEES
AND THEIR ASSISTANCE TO CANDIDATES BY OFFICE AND PARTY****STATE AND LOCAL DEMOCRATIC**

1	ALABAMA	TOTAL
2	ALASKA	TOTAL
3	AMERICAN SAMOA	TOTAL
4	ARIZONA	TOTAL
5	ARKANSAS	TOTAL
6	CALIFORNIA	TOTAL
7	COLORADO	TOTAL
8	CONNECTICUT	TOTAL
9	DELAWARE	TOTAL
10	DIST OF COLUMBIA	TOTAL
11	FLORIDA	TOTAL
12	GEORGIA	TOTAL
13	GUAM	TOTAL
14	HAWAII	TOTAL
15	IDAHO	TOTAL
16	ILLINOIS	TOTAL
17	INDIANA	TOTAL
18	IOWA	TOTAL
19	KANSAS	TOTAL
20	KENTUCKY	TOTAL
21	LOUISIANA	TOTAL
22	MAINE	TOTAL
23	MARYLAND	TOTAL

(TABLE C	PARTY)	RECEIPTS AND DISBURSEMENTS					
LINE	TOTAL	TOTAL	TOTAL	BEGINNING	LATEST	DEBTS	DEBTS
#	RECEIPTS	INDIV	DISBURSE	CASH ON	CASH ON	OWED	OWED
		CONTRIB		HAND	HAND	TO	BY
1)	143607	84922	93225	3430	53814	5000	7009
2)	0	0	7087	7087	0	0	0
3)	0	0	0	0	0	0	0
4)	22387	1000	25102	2834	125	0	18611
5)	10205	0	10002	844	1047	0	0
6)	514318	144066	604035	114017	21187	0	24830
7)	264658	152796	263431	8277	9791	0	67151
8)	148223	20170	149618	2716	1321	0	0
9)	0	0	0	0	0	0	0
10)	2795779	1671628	2784589	11646	22751	0	6461
11)	200424	133733	226827	99150	72751	0	0
12)	711603	305882	698343	7470	20730	0	0
13)	0	0	0	0	0	0	0
14)	19314	0	17311	0	2002	0	5232
15)	236406	131485	238568	4575	2409	0	0
16)	17119	0	28137	11231	212	0	22038
17)	122673	92711	125072	10258	7859	6166	0
18)	486567	17626	483013	3755	2675	0	192703
19)	187939	115896	186601	515	1852	0	0
20)	10611	2563	20539	27053	17125	0	2990
21)	244000	63305	242126	159	2034	39599	0
22)	9245	3777	9743	722	225	3274	0
23)	139710	47149	143392	26211	22528	0	0

TABLE C**SELECTED FINANCIAL ACTIVITY OF POLITICAL COMMITTEES
AND THEIR ASSISTANCE TO CANDIDATES BY OFFICE AND PARTY****STATE AND LOCAL DEMOCRATIC**

1	ALABAMA	TOTAL
2	ALASKA	TOTAL
3	AMERICAN SAMOA	TOTAL
4	ARIZONA	TOTAL
5	ARKANSAS	TOTAL
6	CALIFORNIA	TOTAL
7	COLORADO	TOTAL
8	CONNECTICUT	TOTAL
9	DELAWARE	TOTAL
10	DIST OF COLUMBIA	TOTAL
11	FLORIDA	TOTAL
12	GEORGIA	TOTAL
13	GUAM	TOTAL
14	HAWAII	TOTAL
15	IDAHO	TOTAL
16	ILLINOIS	TOTAL
17	INDIANA	TOTAL
18	IOWA	TOTAL
19	KANSAS	TOTAL
20	KENTUCKY	TOTAL
21	LOUISIANA	TOTAL
22	MAINE	TOTAL
23	MARYLAND	TOTAL

AGGREGATE CANDIDATE ACTIVITY

LINE #	TOTAL CONTRIB TO CANDID	# OF CANDID	IN-KIND CONTRIB TO CANDID	CONTRIB CANDID 1985	CONTRIB TO PRESIDENTIAL	CONTRIB TO SENATE	CONTRIB TO HOUSE	TOTAL EXPEND FOR
1)	0	0	0	0	0	0	0	0
2)	0	0	0	0	0	0	0	0
3)	0	0	0	0	0	0	0	0
4)	2925	3	0	0	0	1	2325	0
5)	9002	5	0	0	0	1	3250	0
6)	35073	13	250	0	0	3	6523	4
7)	0	0	0	0	0	0	0	3
8)	0	0	0	0	0	0	0	3
9)	0	0	0	0	0	0	0	0
10)	0	0	0	0	0	0	0	0
11)	14121	5	2121	2121	0	1	2121	4
12)	22400	4	0	0	0	1	5000	3
13)	0	0	0	0	0	0	0	0
14)	0	0	0	0	0	0	0	1
15)	2500	2	0	0	0	0	0	2
16)	4800	2	0	0	0	0	0	2
17)	5000	1	0	0	0	1	5000	0
18)	5156	9	0	0	0	1	1000	8
19)	2651	4	0	0	0	0	0	4
20)	6100	3	100	0	0	1	1000	2
21)	11202	3	0	4202	0	1	3502	2
22)	1000	1	0	0	0	0	0	1
23)	5000	6	0	0	0	1	1000	5

TABLE C**SELECTED FINANCIAL ACTIVITY OF POLITICAL COMMITTEES
AND THEIR ASSISTANCE TO CANDIDATES BY OFFICE AND PARTY****STATE AND LOCAL DEMOCRATIC**

1	ALABAMA	TOTAL
2	ALASKA	TOTAL
3	AMERICAN SAMOA	TOTAL
4	ARIZONA	TOTAL
5	ARKANSAS	TOTAL
6	CALIFORNIA	TOTAL
7	COLORADO	TOTAL
8	CONNECTICUT	TOTAL
9	DELAWARE	TOTAL
10	DIST OF COLUMBIA	TOTAL
11	FLORIDA	TOTAL
12	GEORGIA	TOTAL
13	GUAM	TOTAL
14	HAWAII	TOTAL
15	IDAHO	TOTAL
16	ILLINOIS	TOTAL
17	INDIANA	TOTAL
18	IOWA	TOTAL
19	KANSAS	TOTAL
20	KENTUCKY	TOTAL
21	LOUISIANA	TOTAL
22	MAINE	TOTAL
23	MARYLAND	TOTAL

LINE	CONTRIBUTIONS									EXPENDITURES ON BEHALF OF								
	SENATE			HOUSE			HOUSE			PRESIDENTIAL			SENATE			HOUSE		
	#	\$	#	\$	#	\$	#	\$	#	\$	#	\$	#	\$	#	\$	#	\$
1)	0	0	0	0	0	0	0	0	0	0	0	0	0	0	0	0	0	0
2)	0	0	0	0	0	0	0	0	0	0	0	0	0	0	0	0	0	0
3)	0	0	0	0	0	0	0	0	0	0	0	0	0	0	0	0	0	0
4)	0	0	0	0	1	2325	0	0	0	2	600	0	0	0	0	0	0	0
5)	1	3250	0	0	0	0	3	4352	1	1400	0	0	0	0	0	0	0	0
6)	2	1523	0	0	1	5000	5	5350	3	15000	2	8200	0	0	1	42575	3	24582
7)	0	0	0	0	0	0	0	0	0	0	0	0	0	1	59798	2	18682	
8)	0	0	0	0	0	0	0	0	0	0	0	0	0	0	5000	3	13911	
9)	0	0	0	0	0	0	0	0	0	0	0	0	0	0	0	0	0	0
10)	0	0	0	0	0	0	0	0	0	0	0	0	0	0	0	0	0	0
11)	0	0	1	2121	0	0	2	10000	2	2000	0	0	0	1	144790	5	28250	
12)	0	0	1	5000	0	0	1	7500	2	9900	0	0	0	0	0	1	3500	
13)	0	0	0	0	0	0	0	0	0	0	0	0	0	0	0	0	0	0
14)	0	0	0	0	0	0	0	0	0	0	0	0	0	0	3983	1	8286	
15)	0	0	0	0	0	0	1	2000	1	500	0	0	0	1	15852	0	0	
16)	0	0	0	0	0	0	2	4800	0	0	0	0	0	0	8500	9	7500	
17)	0	0	1	5000	0	0	0	0	0	0	0	0	0	0	0	2	25055	
18)	0	0	1	1000	0	0	2	1005	4	3141	2	10	0	0	0	4	11836	
19)	0	0	0	0	0	0	2	400	2	2251	0	0	0	0	0	0	0	0
20)	1	1000	0	0	0	0	0	0	1	100	1	5000	0	0	0	0	0	0
21)	0	0	0	0	1	3502	1	700	0	0	1	7000	0	0	0	1	844	
22)	0	0	0	0	0	0	0	0	1	1000	0	0	0	0	0	0	0	0
23)	0	0	0	0	1	1000	1	500	1	1000	3	2500	0	0	0	0	0	0

TABLE C**SELECTED FINANCIAL ACTIVITY OF POLITICAL COMMITTEES
AND THEIR ASSISTANCE TO CANDIDATES BY OFFICE AND PARTY****STATE AND LOCAL DEMOCRATIC**

24	MASSACHUSETTS	TOTAL
25	MICHIGAN	TOTAL
26	MINNESOTA	TOTAL
27	MISSISSIPPI	TOTAL
28	MISSOURI	TOTAL
29	MONTANA	TOTAL
30	NEBRASKA	TOTAL
31	NEVADA	TOTAL
32	NEW HAMPSHIRE	TOTAL
33	NEW JERSEY	TOTAL
34	NEW MEXICO	TOTAL
35	NEW YORK	TOTAL
36	NORTH CAROLINA	TOTAL
37	NORTH DAKOTA	TOTAL
38	OHIO	TOTAL
39	OKLAHOMA	TOTAL
40	OREGON	TOTAL
41	PENNSYLVANIA	TOTAL
42	PUERTO RICO	TOTAL
43	RHODE ISLAND	TOTAL
44	SOUTH CAROLINA	TOTAL
45	SOUTH DAKOTA	TOTAL
46	TENNESSEE	TOTAL

(TABLE C	PARTY)	RECEIPTS AND DISBURSEMENTS					
LINE	TOTAL	TOTAL	TOTAL	BEGINNING	LATEST	DEBTS	DEBTS
#	RECEIPTS	INDIV	DISBURSE	CASH ON	CASH ON	OWED	OWED
		CONTRIB		HAND	HAND	TO	BY
24)	168480	55213	173537	14751	9692	1189	0
25)	511371	283245	517872	28247	21487	2500	21328
26)	598241	577178	597092	2692	3809	0	0
27)	178640	128042	180638	2039	40	0	0
28)	107026	22830	110184	3159	0	0	0
29)	466530	384677	467596	2177	1110	0	405
30)	391961	280876	389694	6292	8559	802	27500
31)	67256	39604	61825	0	5431	0	0
32)	7985	750	8802	2528	1709	0	0
33)	116506	120	124077	7839	267	500	7445
34)	12141	616	12103	272	309	0	0
35)	254454	106833	282465	75244	47229	38692	2879
36)	1900721	1381915	1974537	96286	23055	799	62314
37)	43646	14717	43953	543	235	0	1500
38)	235656	201525	291441	58500	2710	0	0
39)	84030	13188	90282	2090	3870	816	453
40)	118632	112656	139239	26737	6131	18885	0
41)	124315	32970	138797	23387	8899	0	98020
42)	0	0	0	0	0	0	0
43)	18668	5925	20555	3147	1257	0	0
44)	332770	204552	312051	8723	28406	0	14992
45)	314927	98585	313118	267	2076	0	1500
46)	364733	213550	367387	10490	8897	0	0

TABLE C**SELECTED FINANCIAL ACTIVITY OF POLITICAL COMMITTEES
AND THEIR ASSISTANCE TO CANDIDATES BY OFFICE AND PARTY****STATE AND LOCAL DEMOCRATIC**

24	MASSACHUSETTS	TOTAL
25	MICHIGAN	TOTAL
26	MINNESOTA	TOTAL
27	MISSISSIPPI	TOTAL
28	MISSOURI	TOTAL
29	MONTANA	TOTAL
30	NEBRASKA	TOTAL
31	NEVADA	TOTAL
32	NEW HAMPSHIRE	TOTAL
33	NEW JERSEY	TOTAL
34	NEW MEXICO	TOTAL
35	NEW YORK	TOTAL
36	NORTH CAROLINA	TOTAL
37	NORTH DAKOTA	TOTAL
38	OHIO	TOTAL
39	OKLAHOMA	TOTAL
40	OREGON	TOTAL
41	PENNSYLVANIA	TOTAL
42	PUERTO RICO	TOTAL
43	RHODE ISLAND	TOTAL
44	SOUTH CAROLINA	TOTAL
45	SOUTH DAKOTA	TOTAL
46	TENNESSEE	TOTAL

AGGREGATE CANDIDATE ACTIVITY

LINE #	TOTAL CONTRIB TO CANDID	# OF CANDID	IN-KIND CONTRIB TO CANDID	CONTRIB CANDID 1985	CONTRIB TO PRESIDENTIAL	CONTRIB TO SENATE	CONTRIB TO HOUSE	TOTAL EXPEND FOR
24)	0	0	0	0	0	0	0	0
25)	113110	55	5276	10117	0	3	1000	52 112110 1 9135
26)	13706	4	4000	2212	0	1	6000	3 7706 0 0
27)	3575	1	0	0	0	0	0	1 3575 0 0
28)	5217	2	0	0	0	2	5217	0 0 0 0
29)	3239	2	1000	0	0	0	0	2 3239 0 0
30)	7977	3	0	1940	0	0	0	3 7977 1 1250
31)	0	0	0	0	0	0	0	0 0 0 0
32)	0	0	0	0	0	0	0	0 0 0 0
33)	0	0	0	0	0	0	0	0 0 0 0
34)	1350	2	0	0	0	0	0	2 1350 0 0
35)	0	0	0	0	0	0	0	0 0 8 102774
36)	59920	12	0	42920	0	1	5000	11 54920 19 56054
37)	10717	2	0	5117	0	1	9967	1 750 1 2992
38)	35218	15	89	7568	0	2	1250	13 33968 2 127026
39)	0	0	0	0	0	0	0	0 0 0 0
40)	1162	2	0	799	0	0	0	2 1162 3 7130
41)	10000	3	5000	0	0	1	5000	2 5000 2 142844
42)	0	0	0	0	0	0	0	0 0 0 0
43)	3500	1	0	0	0	0	0	1 3500 0 0
44)	0	0	0	0	0	0	0	0 0 0 0
45)	0	0	0	0	0	0	0	0 0 0 17755
46)	1900	7	0	0	0	0	0	7 1900 0 0

TABLE C**SELECTED FINANCIAL ACTIVITY OF POLITICAL COMMITTEES
AND THEIR ASSISTANCE TO CANDIDATES BY OFFICE AND PARTY****STATE AND LOCAL DEMOCRATIC**

24	MASSACHUSETTS	TOTAL
25	MICHIGAN	TOTAL
26	MINNESOTA	TOTAL
27	MISSISSIPPI	TOTAL
28	MISSOURI	TOTAL
29	MONTANA	TOTAL
30	NEBRASKA	TOTAL
31	NEVADA	TOTAL
32	NEW HAMPSHIRE	TOTAL
33	NEW JERSEY	TOTAL
34	NEW MEXICO	TOTAL
35	NEW YORK	TOTAL
36	NORTH CAROLINA	TOTAL
37	NORTH DAKOTA	TOTAL
38	OHIO	TOTAL
39	OKLAHOMA	TOTAL
40	OREGON	TOTAL
41	PENNSYLVANIA	TOTAL
42	PUERTO RICO	TOTAL
43	RHODE ISLAND	TOTAL
44	SOUTH CAROLINA	TOTAL
45	SOUTH DAKOTA	TOTAL
46	TENNESSEE	TOTAL

LINE	CONTRIBUTIONS									EXPENDITURES ON BEHALF OF								
	SENATE			HOUSE			PRESIDENTIAL			SENATE			HOUSE					
	INCUMBENT	CHALLENGER	OPEN SEAT	INCUMBENT	CHALLENGER	OPEN SEAT	INCUMBENT	CHALLENGER	OPEN SEAT	INCUMBENT	CHALLENGER	OPEN SEAT	INCUMBENT	CHALLENGER	OPEN SEAT	INCUMBENT	CHALLENGER	OPEN SEAT
	#	\$	#	\$	#	\$	#	\$	#	\$	#	\$	#	\$	#	\$	#	\$
24)	0	0	0	0	0	0	0	0	0	0	0	0	0	0	0	0	0	0
25)	1	500	2	500	0	0	29	58558	23	53552	0	0	0	0	0	1	9135	
26)	0	0	1	6000	0	0	0	0	3	7706	0	0	0	0	0	0	0	0
27)	0	0	0	0	0	0	0	0	1	3575	0	0	0	0	0	0	0	0
28)	0	0	0	0	2	5217	0	0	0	0	0	0	0	0	0	0	0	0
29)	0	0	0	0	0	0	1	1000	1	2239	0	0	0	0	0	0	0	0
30)	0	0	0	0	0	0	0	0	3	7977	0	0	0	0	0	1	1250	
31)	0	0	0	0	0	0	0	0	0	0	0	0	0	0	0	0	0	0
32)	0	0	0	0	0	0	0	0	0	0	0	0	0	0	0	0	0	0
33)	0	0	0	0	0	0	0	0	0	0	0	0	0	0	0	0	0	0
34)	0	0	0	0	0	0	1	1000	1	350	0	0	0	0	0	0	0	0
35)	0	0	0	0	0	0	0	0	0	0	0	1	19995	2	53336	5	29443	
36)	0	0	0	0	1	5000	5	24999	4	19922	2	9999	0	0	2	10624	17	45430
37)	0	0	1	9967	0	0	1	750	0	0	0	0	0	1	2992	0	0	
38)	1	250	1	1000	0	0	6	12238	6	12013	1	9717	0	0	1	121777	1	5249
39)	0	0	0	0	0	0	0	0	0	0	0	0	0	0	0	0	0	0
40)	0	0	0	0	0	0	1	799	1	363	0	0	1	972	1	734	1	5424
41)	0	0	1	5000	0	0	1	3000	1	2000	0	0	0	0	1	87251	1	55593
42)	0	0	0	0	0	0	0	0	0	0	0	0	0	0	0	0	0	0
43)	0	0	0	0	0	0	0	0	1	3500	0	0	0	0	0	0	0	0
44)	0	0	0	0	0	0	0	0	0	0	0	0	0	0	0	0	0	0
45)	0	0	0	0	0	0	0	0	0	0	0	0	0	0	0	0	0	17755
46)	0	0	0	0	0	0	6	1400	1	500	0	0	0	0	0	0	0	0

TABLE C**SELECTED FINANCIAL ACTIVITY OF POLITICAL COMMITTEES
AND THEIR ASSISTANCE TO CANDIDATES BY OFFICE AND PARTY****STATE AND LOCAL DEMOCRATIC**

47	TEXAS	TOTAL
48	UTAH	TOTAL
49	VERMONT	TOTAL
50	VIRGIN ISLANDS	TOTAL
51	VIRGINIA	TOTAL
52	WASHINGTON	TOTAL
53	WEST VIRGINIA	TOTAL
54	WISCONSIN	TOTAL
55	WYOMING	TOTAL
56	FOREIGN CONT.	TOTAL
	GRAND TOTAL	

(TABLE C PARTY)		RECEIPTS AND DISBURSEMENTS					
LINE #	TOTAL RECEIPTS	TOTAL INDIV CONTRIB	TOTAL DISBURSE	BEGINNING CASH ON HAND	LATEST CASH ON HAND	DEBTS OWED TO	DEBTS OWED BY
47)	226422	98160	236494	18	3120	0	0
48)	77515	74707	79556	14762	12720	0	0
49)	37249	130	35725	0	1754	0	1151
50)	0	0	0	0	0	0	0
51)	117845	74496	113311	10394	21239	0	1510
52)	445829	305299	431363	2364	16827	0	0
53)	25204	2245	25770	5379	4816	0	-876
54)	238314	20382	262432	37817	13693	0	103
55)	138674	110492	146785	13941	5830	0	0
56)	0	0	0	0	0	0	0
****)	14010529	7834187	14305442	802035	527615	118222	587249

TABLE C**SELECTED FINANCIAL ACTIVITY OF POLITICAL COMMITTEES
AND THEIR ASSISTANCE TO CANDIDATES BY OFFICE AND PARTY****STATE AND LOCAL DEMOCRATIC**

47	TEXAS	TOTAL
48	UTAH	TOTAL
49	VERMONT	TOTAL
50	VIRGIN ISLANDS	TOTAL
51	VIRGINIA	TOTAL
52	WASHINGTON	TOTAL
53	WEST VIRGINIA	TOTAL
54	WISCONSIN	TOTAL
55	WYOMING	TOTAL
56	FOREIGN CONT.	TOTAL
	GRAND TOTAL	

AGGREGATE CANDIDATE ACTIVITY

LINE #	TOTAL CONTRIB TO CANDID	# OF CANDID	IN-KIND CONTRIB TO CANDID	CONTRIB CANDID 1985	CONTRIB TO PRESIDENTIAL	CONTRIB TO SENATE	CONTRIB TO HOUSE	TOTAL EXPEND FOR				
47)	14500	3	5000	5000	0	0	3	14500	8	67469		
48)	5800	3	0	800	0	0	1	2000	2	3800	0	0
49)	0	0	0	0	0	0	0	0	0	0	0	27633
50)	0	0	0	0	0	0	0	0	0	0	0	0
51)	18962	5	0	718	0	0	0	0	5	18962	3	3974
52)	4500	1	0	0	0	0	0	0	1	4500	1	11877
53)	2115	3	0	2115	0	0	0	0	3	2115	0	0
54)	19247	11	2452	2895	0	0	3	2711	8	16536	5	21095
55)	-141	1	0	0	0	0	0	0	1	-141	0	0
56)	0	0	0	0	0	0	0	0	0	0	0	0
****)	462504	199	25288	88524	0	0	27	68866	172	393638	89	1021952

TABLE C**SELECTED FINANCIAL ACTIVITY OF POLITICAL COMMITTEES
AND THEIR ASSISTANCE TO CANDIDATES BY OFFICE AND PARTY****STATE AND LOCAL DEMOCRATIC**

47	TEXAS	TOTAL
48	UTAH	TOTAL
49	VERMONT	TOTAL
50	VIRGIN ISLANDS	TOTAL
51	VIRGINIA	TOTAL
52	WASHINGTON	TOTAL
53	WEST VIRGINIA	TOTAL
54	WISCONSIN	TOTAL
55	WYOMING	TOTAL
56	FOREIGN CONT.	TOTAL
	GRAND TOTAL	

LINE	CONTRIBUTIONS									EXPENDITURES ON BEHALF OF								
	SENATE			HOUSE			HOUSE			PRESIDENTIAL			SENATE			HOUSE		
	#	\$	#	\$	#	\$	#	\$	#	\$	#	\$	#	\$	#	\$	#	\$
47)	0	0	0	0	0	0	0	0	1	4500	2	10000	0	0	0	0	8	67469
48)	0	0	1	2000	0	0	0	0	2	3800	0	0	0	0	0	0	0	0
49)	0	0	0	0	0	0	0	0	0	0	0	0	0	0	0	27633	0	0
50)	0	0	0	0	0	0	0	0	0	0	0	0	0	0	0	0	0	0
51)	0	0	0	0	0	0	1	3000	4	15962	0	0	0	0	0	0	3	3974
52)	0	0	0	0	0	0	0	0	1	4500	0	0	0	0	0	0	1	11877
53)	0	0	0	0	0	0	3	2115	0	0	0	0	0	0	0	0	0	0
54)	0	0	3	2711	0	0	1	1500	7	15036	0	0	0	0	1	6803	4	14292
55)	0	0	0	0	0	0	0	0	1	-141	0	0	0	0	0	0	0	0
56)	0	0	0	0	0	0	0	0	0	0	0	0	0	0	0	0	0	0
****)	6	6523	14	40299	7	22044	76	146966	80	193646	16	53026	2	20967	13	591648	74	409337

TABLE C**SELECTED FINANCIAL ACTIVITY OF POLITICAL COMMITTEES
AND THEIR ASSISTANCE TO CANDIDATES BY OFFICE AND PARTY****STATE AND LOCAL REPUBLICAN**

1	ALABAMA	TOTAL
2	ALASKA	TOTAL
3	AMERICAN SAMOA	TOTAL
4	ARIZONA	TOTAL
5	ARKANSAS	TOTAL
6	CALIFORNIA	TOTAL
7	COLORADO	TOTAL
8	CONNECTICUT	TOTAL
9	DELAWARE	TOTAL
10	DIST OF COLUMBIA	TOTAL
11	FLORIDA	TOTAL
12	GEORGIA	TOTAL
13	GUAM	TOTAL
14	HAWAII	TOTAL
15	IDAHO	TOTAL
16	ILLINOIS	TOTAL
17	INDIANA	TOTAL
18	IOWA	TOTAL
19	KANSAS	TOTAL
20	KENTUCKY	TOTAL
21	LOUISIANA	TOTAL
22	MAINE	TOTAL
23	MARYLAND	TOTAL

(TABLE C	PARTY)	RECEIPTS AND DISBURSEMENTS					
LINE #	TOTAL RECEIPTS	TOTAL INDIV CONTRIB	TOTAL DISBURSE	BEGINNING CASH ON HAND	LATEST CASH ON HAND	DEBTS OWED TO	DEBTS OWED BY
1)	366037	118145	366030	1040	1045	0	0
2)	128366	93746	122280	1606	7693	0	0
3)	0	0	0	0	0	0	0
4)	2002967	1413527	1946804	24764	73223	807	109522
5)	236616	229024	220754	1398	17260	0	0
6)	3248671	2873835	3298350	155971	102393	141781	540885
7)	1242879	899728	1256935	29204	28653	120716	305148
8)	212468	144113	220949	30936	22302	0	2500
9)	141107	120012	139406	15016	16718	0	0
10)	35449	4660	37960	40361	37850	0	0
11)	3169002	2157161	3423791	318749	63902	0	0
12)	604643	386763	492788	23766	135619	0	0
13)	0	0	0	0	0	0	0
14)	78895	80525	92675	13853	75	0	750
15)	424482	312009	378482	1480	47852	7200	0
16)	1355074	1096909	1391845	90764	53928	0	300
17)	205792	172523	228786	32350	9349	0	0
18)	1231578	832284	1232423	1309	1095	12117	50000
19)	315878	263686	328522	18332	12062	1750	0
20)	88201	77181	93222	6175	2	0	0
21)	1358477	510032	1351902	1777	8352	0	0
22)	100481	37822	109250	11095	2326	0	0
23)	3905375	2961667	3964286	65691	11114	0	5000

TABLE C**SELECTED FINANCIAL ACTIVITY OF POLITICAL COMMITTEES
AND THEIR ASSISTANCE TO CANDIDATES BY OFFICE AND PARTY****STATE AND LOCAL REPUBLICAN**

1	ALABAMA	TOTAL
2	ALASKA	TOTAL
3	AMERICAN SAMOA	TOTAL
4	ARIZONA	TOTAL
5	ARKANSAS	TOTAL
6	CALIFORNIA	TOTAL
7	COLORADO	TOTAL
8	CONNECTICUT	TOTAL
9	DELAWARE	TOTAL
10	DIST OF COLUMBIA	TOTAL
11	FLORIDA	TOTAL
12	GEORGIA	TOTAL
13	GUAM	TOTAL
14	HAWAII	TOTAL
15	IDAHO	TOTAL
16	ILLINOIS	TOTAL
17	INDIANA	TOTAL
18	IOWA	TOTAL
19	KANSAS	TOTAL
20	KENTUCKY	TOTAL
21	LOUISIANA	TOTAL
22	MAINE	TOTAL
23	MARYLAND	TOTAL

AGGREGATE CANDIDATE ACTIVITY

LINE #	TOTAL CONTRIB TO CANDID	# OF CANDID	IN-KIND CONTRIB TO CANDID	CONTRIB CANDID 1985	CONTRIB TO PRESIDENTIAL	CONTRIB TO SENATE	CONTRIB TO HOUSE	TOTAL EXPEND FOR
1)	2500	1	2500	0	0	0	1 2500	0 0 0 0
2)	8721	2	914	1634	0	0	1 1747	1 6974 0 0
3)	0	0	0	0	0	0	0 0	0 0 0 0
4)	3500	3	1500	0	0	0	1 1500	2 2000 0 0
5)	5350	2	0	0	0	0	1 5000	1 350 0 0
6)	67476	31	11000	0	0	0	10 32350	21 35126 0 0
7)	28265	5	200	1700	0	0	1 4500	4 23765 0 0
8)	11634	8	0	284	0	0	4 6592	4 5042 0 0
9)	5000	1	5000	0	0	0	0 0	1 5000 0 0
10)	0	0	0	0	0	0	0 0	0 0 0 0
11)	30300	13	-4700	0	0	0	6 8200	7 22100 0 0
12)	25629	4	10000	379	0	0	0 0	4 25629 0 0
13)	0	0	0	0	0	0	0 0	0 0 0 0
14)	4600	1	0	4600	0	0	0 0	1 4600 0 0
15)	10000	1	0	0	0	0	0 0	1 10000 1 42677
16)	4596	7	4055	541	0	0	2 541	5 4055 0 0
17)	15761	8	0	9761	0	0	1 220	7 15541 1 1000
18)	8300	2	0	0	0	0	0 0	2 8300 0 0
19)	10000	2	0	500	0	0	0 0	2 10000 0 0
20)	4985	1	0	4985	0	0	0 0	1 4985 0 0
21)	21000	4	5000	0	0	0	1 10000	3 11000 0 0
22)	0	0	0	0	0	0	0 0	0 0 0 0
23)	19436	9	1205	1231	0	0	2 5281	7 14155 1 18306

TABLE C**SELECTED FINANCIAL ACTIVITY OF POLITICAL COMMITTEES
AND THEIR ASSISTANCE TO CANDIDATES BY OFFICE AND PARTY****STATE AND LOCAL REPUBLICAN**

1	ALABAMA	TOTAL
2	ALASKA	TOTAL
3	AMERICAN SAMOA	TOTAL
4	ARIZONA	TOTAL
5	ARKANSAS	TOTAL
6	CALIFORNIA	TOTAL
7	COLORADO	TOTAL
8	CONNECTICUT	TOTAL
9	DELAWARE	TOTAL
10	DIST OF COLUMBIA	TOTAL
11	FLORIDA	TOTAL
12	GEORGIA	TOTAL
13	GUAM	TOTAL
14	HAWAII	TOTAL
15	IDAHO	TOTAL
16	ILLINOIS	TOTAL
17	INDIANA	TOTAL
18	IOWA	TOTAL
19	KANSAS	TOTAL
20	KENTUCKY	TOTAL
21	LOUISIANA	TOTAL
22	MAINE	TOTAL
23	MARYLAND	TOTAL

LINE	CONTRIBUTIONS									EXPENDITURES ON BEHALF OF								
	SENATE			HOUSE			PRESIDENTIAL			SENATE			HOUSE					
	INCUMBENT	CHALLENGER	OPEN SEAT	INCUMBENT	CHALLENGER	OPEN SEAT	INCUMBENT	CHALLENGER	OPEN SEAT	INCUMBENT	CHALLENGER	OPEN SEAT	INCUMBENT	CHALLENGER	OPEN SEAT	INCUMBENT	CHALLENGER	OPEN SEAT
	#	\$	#	\$	#	\$	#	\$	#	\$	#	\$	#	\$	#	\$	#	\$
1)	1	2500	0	0	0	0	0	0	0	0	0	0	0	0	0	0	0	0
2)	1	1747	0	0	0	0	1	6974	0	0	0	0	0	0	0	0	0	0
3)	0	0	0	0	0	0	0	0	0	0	0	0	0	0	0	0	0	0
4)	0	0	0	0	1	1500	1	500	1	1500	0	0	0	0	0	0	0	0
5)	0	0	1	5000	0	0	0	0	1	350	0	0	0	0	0	0	0	0
6)	1	5000	7	17350	2	10000	5	13500	12	16626	4	5000	0	0	0	0	0	0
7)	0	0	0	0	1	4500	1	12265	1	2300	2	9200	0	0	0	0	0	0
8)	0	0	4	6592	0	0	3	1192	1	3850	0	0	0	0	0	0	0	0
9)	0	0	0	0	0	0	0	0	1	5000	0	0	0	0	0	0	0	0
10)	0	0	0	0	0	0	0	0	0	0	0	0	0	0	0	0	0	0
11)	6	8200	0	0	0	0	1	100	6	22000	0	0	0	0	0	0	0	0
12)	0	0	0	0	0	0	2	14500	1	9000	1	2129	0	0	0	0	0	0
13)	0	0	0	0	0	0	0	0	0	0	0	0	0	0	0	0	0	0
14)	0	0	0	0	0	0	0	0	0	0	1	4600	0	0	0	0	0	0
15)	0	0	0	0	0	0	0	0	1	10000	0	0	0	0	1	42677	0	0
16)	0	0	2	541	0	0	4	4030	1	25	0	0	0	0	0	0	0	0
17)	1	220	0	0	0	0	2	23	4	12669	1	2849	0	0	0	0	1	1000
18)	0	0	0	0	0	0	0	0	1	5000	1	3300	0	0	0	0	0	0
19)	0	0	0	0	0	0	0	0	2	10000	0	0	0	0	0	0	0	0
20)	0	0	0	0	0	0	0	0	0	0	1	4985	0	0	0	0	0	0
21)	0	0	0	0	1	10000	0	0	0	0	3	11000	0	0	0	0	0	0
22)	0	0	0	0	0	0	0	0	0	0	0	0	0	0	0	0	0	0
23)	0	0	0	0	2	5281	2	3205	2	2000	3	8950	1	18306	0	0	0	0

TABLE C**SELECTED FINANCIAL ACTIVITY OF POLITICAL COMMITTEES
AND THEIR ASSISTANCE TO CANDIDATES BY OFFICE AND PARTY****STATE AND LOCAL REPUBLICAN**

24	MASSACHUSETTS	TOTAL
25	MICHIGAN	TOTAL
26	MINNESOTA	TOTAL
27	MISSISSIPPI	TOTAL
28	MISSOURI	TOTAL
29	MONTANA	TOTAL
30	NEBRASKA	TOTAL
31	NEVADA	TOTAL
32	NEW HAMPSHIRE	TOTAL
33	NEW JERSEY	TOTAL
34	NEW MEXICO	TOTAL
35	NEW YORK	TOTAL
36	NORTH CAROLINA	TOTAL
37	NORTH DAKOTA	TOTAL
38	OHIO	TOTAL
39	OKLAHOMA	TOTAL
40	OREGON	TOTAL
41	PENNSYLVANIA	TOTAL
42	PUERTO RICO	TOTAL
43	RHODE ISLAND	TOTAL
44	SOUTH CAROLINA	TOTAL
45	SOUTH DAKOTA	TOTAL
46	TENNESSEE	TOTAL

(TABLE C PARTY)

RECEIPTS AND DISBURSEMENTS

LINE #	TOTAL RECEIPTS	TOTAL INDIV CONTRIB	TOTAL DISBURSE	BEGINNING CASH ON HAND	LATEST CASH ON HAND	DEBTS OWED TO	DEBTS OWED BY
24)	410661	363794	428799	0	824	0	24808
25)	2517886	1646772	2522837	103310	97770	3844	111753
26)	5321170	4409329	5318765	6067	20159	0	354249
27)	85689	66547	100757	28182	13114	0	2347
28)	1006178	852962	1024623	20341	1875	0	0
29)	284883	229947	288188	5917	2609	0	13310
30)	490215	488928	492089	3324	1451	0	2851
31)	475348	177161	447435	26317	54230	0	0
32)	309443	238573	307047	2099	4543	6726	0
33)	162997	130028	169844	22127	15279	4000	14100
34)	224989	3370	201270	1331	25815	0	0
35)	2290589	1349162	2112821	33274	210026	4000	38258
36)	1730426	734793	1728073	44978	47353	5000	0
37)	470507	408554	469152	633	1988	0	0
38)	1269136	807490	1265832	4860	8146	1650	24913
39)	804725	171290	787233	9719	27209	0	0
40)	150704	151617	149522	1671	2241	7072	7072
41)	1226057	759925	1206305	56089	74621	0	187174
42)	0	0	0	0	0	0	0
43)	350638	65185	336309	1294	15625	0	0
44)	276249	152004	317336	55295	14256	5883	0
45)	369767	259574	359473	15387	25683	0	0
46)	125533	86557	235943	113792	2656	200	692

TABLE C**SELECTED FINANCIAL ACTIVITY OF POLITICAL COMMITTEES
AND THEIR ASSISTANCE TO CANDIDATES BY OFFICE AND PARTY****STATE AND LOCAL REPUBLICAN**

24	MASSACHUSETTS	TOTAL
25	MICHIGAN	TOTAL
26	MINNESOTA	TOTAL
27	MISSISSIPPI	TOTAL
28	MISSOURI	TOTAL
29	MONTANA	TOTAL
30	NEBRASKA	TOTAL
31	NEVADA	TOTAL
32	NEW HAMPSHIRE	TOTAL
33	NEW JERSEY	TOTAL
34	NEW MEXICO	TOTAL
35	NEW YORK	TOTAL
36	NORTH CAROLINA	TOTAL
37	NORTH DAKOTA	TOTAL
38	OHIO	TOTAL
39	OKLAHOMA	TOTAL
40	OREGON	TOTAL
41	PENNSYLVANIA	TOTAL
42	PUERTO RICO	TOTAL
43	RHODE ISLAND	TOTAL
44	SOUTH CAROLINA	TOTAL
45	SOUTH DAKOTA	TOTAL
46	TENNESSEE	TOTAL

AGGREGATE CANDIDATE ACTIVITY

LINE #	TOTAL CONTRIB TO CANDID	# OF CANDID	IN-KIND CONTRIB TO CANDID	CONTRIB CANDID 1985	CONTRIB TO PRESIDENTIAL		CONTRIB TO SENATE		CONTRIB TO HOUSE		TOTAL EXPEND FOR	
24)	10500	3	0	0	0	0	0	0	3	10500	0	0
25)	28797	28	2320	16852	0	0	0	0	28	28797	1	1000
26)	29250	10	-2400	1306	0	0	1	-2500	9	31750	6	91988
27)	22178	4	0	0	0	0	0	0	4	22178	0	0
28)	10000	2	0	0	0	0	0	0	2	10000	0	0
29)	7525	2	0	0	0	0	0	0	2	7525	0	0
30)	5954	3	0	2954	0	0	0	0	3	5954	0	0
31)	56696	3	2190	9489	0	0	1	23733	2	32963	1	23602
32)	0	0	0	0	0	0	0	0	0	0	0	0
33)	21000	6	-4000	0	0	0	0	0	6	21000	1	0
34)	0	0	0	0	0	0	0	0	0	0	0	0
35)	39287	12	2250	1687	0	0	4	27200	8	12087	0	0
36)	13850	4	0	0	0	0	1	250	3	13600	0	0
37)	9582	1	0	2207	0	0	0	0	1	9582	0	0
38)	38072	4	500	20472	0	0	1	20472	3	17600	1	23313
39)	12700	6	0	2050	0	0	2	350	4	12350	3	6977
40)	3100	2	0	0	0	0	1	200	1	2900	0	0
41)	19505	9	8575	0	0	0	2	17525	7	1980	0	0
42)	0	0	0	0	0	0	0	0	0	0	0	0
43)	10000	1	0	0	0	0	0	0	1	10000	0	0
44)	5240	2	240	0	0	0	0	0	2	5240	0	0
45)	16514	2	0	6514	0	0	1	6677	1	9837	0	0
46)	4100	4	600	0	0	0	0	0	4	4100	0	0

TABLE C**SELECTED FINANCIAL ACTIVITY OF POLITICAL COMMITTEES
AND THEIR ASSISTANCE TO CANDIDATES BY OFFICE AND PARTY****STATE AND LOCAL REPUBLICAN**

24	MASSACHUSETTS	TOTAL
25	MICHIGAN	TOTAL
26	MINNESOTA	TOTAL
27	MISSISSIPPI	TOTAL
28	MISSOURI	TOTAL
29	MONTANA	TOTAL
30	NEBRASKA	TOTAL
31	NEVADA	TOTAL
32	NEW HAMPSHIRE	TOTAL
33	NEW JERSEY	TOTAL
34	NEW MEXICO	TOTAL
35	NEW YORK	TOTAL
36	NORTH CAROLINA	TOTAL
37	NORTH DAKOTA	TOTAL
38	OHIO	TOTAL
39	OKLAHOMA	TOTAL
40	OREGON	TOTAL
41	PENNSYLVANIA	TOTAL
42	PUERTO RICO	TOTAL
43	RHODE ISLAND	TOTAL
44	SOUTH CAROLINA	TOTAL
45	SOUTH DAKOTA	TOTAL
46	TENNESSEE	TOTAL

LINE	CONTRIBUTIONS									EXPENDITURES ON BEHALF OF								
	SENATE			HOUSE			HOUSE			PRESIDENTIAL			SENATE			HOUSE		
	INCUMBENT # \$	CHALLENGER # \$	OPEN SEAT # \$	INCUMBENT # \$	CHALLENGER # \$	OPEN SEAT # \$	INCUMBENT # \$	CHALLENGER # \$	OPEN SEAT # \$	PRESIDENTIAL # \$	SENATE # \$	HOUSE # \$	PRESIDENTIAL # \$	SENATE # \$	HOUSE # \$	PRESIDENTIAL # \$	SENATE # \$	HOUSE # \$
24)	0	0	0	0	0	0	0	0	2	10250	1	250	0	0	0	0	0	0
25)	0	0	0	0	0	0	13	9473	15	19324	0	0	0	0	0	0	1	1000
26)	1	-2500	0	0	0	0	3	775	6	30975	0	0	0	0	0	0	6	91988
27)	0	0	0	0	0	0	2	7000	2	15178	0	0	0	0	0	0	0	0
28)	0	0	0	0	0	0	0	0	2	10000	0	0	0	0	0	0	0	0
29)	0	0	0	0	0	0	1	2225	1	5300	0	0	0	0	0	0	0	0
30)	0	0	0	0	0	0	3	5954	0	0	0	0	0	0	0	0	0	0
31)	0	0	0	0	1	23733	1	22963	0	0	1	10000	0	0	1	23602	0	0
32)	0	0	0	0	0	0	0	0	0	0	0	0	0	0	0	0	0	0
33)	0	0	0	0	0	0	1	4500	5	16500	0	0	0	0	0	0	1	0
34)	0	0	0	0	0	0	0	0	0	0	0	0	0	0	0	0	0	0
35)	4	27200	0	0	0	0	4	3243	1	3194	3	5650	0	0	0	0	0	0
36)	0	0	0	0	1	250	1	100	2	13500	0	0	0	0	0	0	0	0
37)	0	0	0	0	0	0	0	0	1	9582	0	0	0	0	0	0	0	0
38)	0	0	1	20472	0	0	0	0	2	7700	1	9900	0	0	1	23313	0	0
39)	2	350	0	0	0	0	2	2200	1	150	1	10000	0	0	2	6777	1	200
40)	1	200	0	0	0	0	1	2900	0	0	0	0	0	0	0	0	0	0
41)	2	17525	0	0	0	0	3	1050	2	750	2	180	0	0	0	0	0	0
42)	0	0	0	0	0	0	0	0	0	0	0	0	0	0	0	0	0	0
43)	0	0	0	0	0	0	0	0	1	10000	0	0	0	0	0	0	0	0
44)	0	0	0	0	0	0	0	0	1	240	1	5000	0	0	0	0	0	0
45)	1	6677	0	0	0	0	0	0	0	0	1	9837	0	0	0	0	0	0
46)	0	0	0	0	0	0	0	0	4	4100	0	0	0	0	0	0	0	0

TABLE C**SELECTED FINANCIAL ACTIVITY OF POLITICAL COMMITTEES
AND THEIR ASSISTANCE TO CANDIDATES BY OFFICE AND PARTY****STATE AND LOCAL REPUBLICAN**

47	TEXAS	TOTAL
48	UTAH	TOTAL
49	VERMONT	TOTAL
50	VIRGIN ISLANDS	TOTAL
51	VIRGINIA	TOTAL
52	WASHINGTON	TOTAL
53	WEST VIRGINIA	TOTAL
54	WISCONSIN	TOTAL
55	WYOMING	TOTAL
56	FOREIGN CONT.	TOTAL
	GRAND TOTAL	

(TABLE C PARTY)

RECEIPTS AND DISBURSEMENTS

LINE #	TOTAL RECEIPTS	TOTAL INDIV CONTRIB	TOTAL DISBURSE	BEGINNING CASH ON HAND	LATEST CASH ON HAND	DEBTS OWED TO	DEBTS OWED BY
47)	3263292	2988031	3335528	95249	13328	0	26750
48)	65623	48201	69566	4651	706	0	3500
49)	190651	157151	191609	1764	804	0	0
50)	0	0	0	0	0	0	0
51)	449845	329221	588318	207278	67807	14719	0
52)	882420	861387	916147	53575	22007	0	0
53)	365103	351168	381352	19329	3987	1000	13185
54)	914779	740548	911462	21233	28385	0	9368
55)	222861	161140	238600	32461	16706	0	0
56)	0	0	0	0	0	0	0
****)	47160802	33975761	47599675	1877184	1474016	338465	1848435

TABLE C**SELECTED FINANCIAL ACTIVITY OF POLITICAL COMMITTEES
AND THEIR ASSISTANCE TO CANDIDATES BY OFFICE AND PARTY****STATE AND LOCAL REPUBLICAN**

47	TEXAS	TOTAL
48	UTAH	TOTAL
49	VERMONT	TOTAL
50	VIRGIN ISLANDS	TOTAL
51	VIRGINIA	TOTAL
52	WASHINGTON	TOTAL
53	WEST VIRGINIA	TOTAL
54	WISCONSIN	TOTAL
55	WYOMING	TOTAL
56	FOREIGN CONT.	TOTAL
	GRAND TOTAL	

AGGREGATE CANDIDATE ACTIVITY

LINE #	TOTAL CONTRIB TO CANDID	# OF CANDID	IN-KIND CONTRIB TO CANDID	CONTRIB CANDID 1985	CONTRIB TO PRESIDENTIAL	CONTRIB TO SENATE	CONTRIB TO HOUSE	TOTAL EXPEND FOR
47)	16000	4	13000	4000	0	0	4	16000
48)	3500	1	0	0	0	1	0	0
49)	0	0	0	0	0	0	0	1
50)	0	0	0	0	0	0	0	0
51)	63250	10	0	0	0	0	10	63250
52)	2750	3	0	0	0	1	2	2600
53)	2548	1	0	1548	0	0	1	2548
54)	24510	28	-600	0	0	5	23	23955
55)	0	0	0	0	0	0	0	0
56)	0	0	0	0	0	0	0	0
****)	763461	260	59349	94694	0	52	208	586918

TABLE C**SELECTED FINANCIAL ACTIVITY OF POLITICAL COMMITTEES
AND THEIR ASSISTANCE TO CANDIDATES BY OFFICE AND PARTY****STATE AND LOCAL REPUBLICAN**

47	TEXAS	TOTAL
48	UTAH	TOTAL
49	VERMONT	TOTAL
50	VIRGIN ISLANDS	TOTAL
51	VIRGINIA	TOTAL
52	WASHINGTON	TOTAL
53	WEST VIRGINIA	TOTAL
54	WISCONSIN	TOTAL
55	WYOMING	TOTAL
56	FOREIGN CONT.	TOTAL
	GRAND TOTAL	

LINE	CONTRIBUTIONS									EXPENDITURES ON BEHALF OF								
	SENATE			HOUSE			HOUSE			PRESIDENTIAL			SENATE			HOUSE		
	INCUMBENT	CHALLENGER	OPEN SEAT	INCUMBENT	CHALLENGER	OPEN SEAT	INCUMBENT	CHALLENGER	OPEN SEAT	PRESIDENTIAL	SENATE	HOUSE	PRESIDENTIAL	SENATE	HOUSE	PRESIDENTIAL	SENATE	HOUSE
	#	\$	#	\$	#	\$	#	\$	#	\$	#	\$	#	\$	#	\$	\$	\$
47)	0	0	0	0	0	0	3	7000	0	0	1	9000	0	0	0	0	0	0
48)	0	0	1	3500	0	0	0	0	0	0	0	0	0	0	0	0	0	0
49)	0	0	0	0	0	0	0	0	0	0	0	0	0	1	71408	0	0	0
50)	0	0	0	0	0	0	0	0	0	0	0	0	0	0	0	0	0	0
51)	0	0	0	0	0	0	7	40250	2	13500	1	9500	0	0	0	0	0	0
52)	1	150	0	0	0	0	1	1000	1	1600	0	0	0	0	0	0	0	0
53)	0	0	0	0	0	0	0	0	1	2548	0	0	0	0	0	0	0	0
54)	4	435	1	120	0	0	11	1565	12	22390	0	0	0	1	146	1	146	0
55)	0	0	0	0	0	0	0	0	0	0	0	0	0	0	0	0	0	0
56)	0	0	0	0	0	0	0	0	0	0	0	0	0	0	0	0	0	0
****)	26	67704	17	53575	9	55264	79	168487	99	297101	30	121330	1	18306	7	167923	11	94334

TABLE D

SELECTED FINANCIAL ACTIVITY OF POLITICAL COMMITTEES

SUMMARY INFORMATION								
DEMOCRATIC AND REPUBLICAN								
COMMITTEE GROUPS	TOTAL RECPT MINUS TRANS IN SC/PSS	TOTAL DISB MINUS TRANS OUT SC/PSS	LATEST CASH-ON HAND	DEBTS OWED TO	DEBTS OWED BY	CONTRIB TO CANDIDATES	EXPEND ON BEHALF OF CANDIDATES	NUMBER OF COMMITTEES
DEMOCRATIC								
NATIONAL COMMITTEES	17235406	17372276	155671	0	2140743	20500	343348	2
SENATORIAL	13397809	13533142	78911	0	1146003	583305	6066372	1
CONGRESSIONAL	12322969	12562666	58852	0	865911	610840	1545376	1
ASSOC OF STATE DEM CHAIR	7618834	7801818	583863	0	0	1000	0	1
OTHER NATIONAL	0	0	0	0	0	0	0	0
PRESIDENTIAL CONVENTIONS	259674	343775	27016	0	250000	0	0	1
STATE/LOCAL	14008888	14300052	527615	118222	587249	462504	1021952	74
TOTALS	64843580	65913729	1431928	118222	4989906	1678149	8977048	80
REPUBLICAN								
NATIONAL COMMITTEES	83866969	83768453	1240937	76226	9855	350427	2100	4
SENATORIAL	84438546	83734148	185337	53871	5416431	629472	9959330	2
CONGRESSIONAL	39796974	40830736	275612	0	3098488	1655250	4098389	2
NATIONAL FUNDRAISING	0	0	0	0	0	0	0	0
OTHER NATIONAL	0	0	0	0	0	0	0	0
PRESIDENTIAL CONVENTIONS	110366	118991	2045	0	110000	0	0	3
STATE/LOCAL	47031995	47426676	1474016	338465	1848435	763461	280563	102
TOTALS	255244850	255879004	3177947	468562	10483209	3398610	14340382	113

TABLE E

CONTRIBUTIONS TO CANDIDATES FROM POLITICAL COMMITTEES
BY OFFICE AND INCUMBENT/CHALLENGER-OTHER/OPEN-SEAT CANDIDATE STATUS

NATIONAL AND STATE/LOCAL - DEMOCRATIC

PRESIDENTIAL

COMMITTEE GROUPS	#	INCUMBENT		#	CHALLENGER/OTHER		#	OPEN SEAT		#	TOTAL	
		\$	%		\$	%		\$	%		\$	%
NATIONAL COMMITTEES	0	0	0.000	7	20000	100.000	0	0	0.000	7	20000	100.000
SENATORIAL	0	0	0.000	1	100	100.000	0	0	0.000	1	100	100.000
CONGRESSIONAL	0	0	0.000	0	0	0.000	0	0	0.000	0	0	0.000
ASSOC OF STATE DEM CHAIR	0	0	0.000	0	0	0.000	0	0	0.000	0	0	0.000
OTHER NATIONAL	0	0	0.000	0	0	0.000	0	0	0.000	0	0	0.000
STATE/LOCAL	0	0	0.000	0	0	0.000	0	0	0.000	0	0	0.000
TOTALS	0	0	0.000	8	20100	100.000	0	0	0.000	8	20100	100.000

SENATE

COMMITTEE GROUPS	#	INCUMBENT		#	CHALLENGER/OTHER		#	OPEN SEAT		#	TOTAL	
		\$	%		\$	%		\$	%		\$	%
NATIONAL COMMITTEES	0	0	0.000	0	0	0.000	1	500	100.000	1	500	100.000
SENATORIAL	11	139658	24.639	18	288234	50.852	7	138917	24.509	36	566809	100.000
CONGRESSIONAL	1	2687	21.518	2	3800	30.432	1	6000	48.050	4	12487	100.000
ASSOC OF STATE DEM CHAIR	0	0	0.000	0	0	0.000	0	0	0.000	0	0	0.000
OTHER NATIONAL	0	0	0.000	0	0	0.000	0	0	0.000	0	0	0.000
STATE/LOCAL	6	6523	9.472	14	40299	58.518	7	22044	32.010	27	68866	100.000
TOTALS	18	148868	22.950	34	332333	51.234	16	167461	25.816	68	648662	100.000

TABLE E

**CONTRIBUTIONS TO CANDIDATES FROM POLITICAL COMMITTEES
BY OFFICE AND INCUMBENT/CHALLENGER-OTHER/OPEN-SEAT CANDIDATE STATUS**

NATIONAL AND STATE/LOCAL - DEMOCRATIC

****HOUSE****

COMMITTEE GROUPS	#	INCUMBENT		#	CHALLENGER/OTHER		#	OPEN SEAT		#	TOTAL	
		\$	%		\$	%		\$	%		\$	%
NATIONAL COMMITTEES	0	0	0.000	0	0	0.000	0	0	0.000	0	0	0.000
SENATORIAL	8	16396	100.000	0	0	0.000	0	0	0.000	8	16396	100.000
CONGRESSIONAL	108	175844	29.388	72	237634	39.715	51	184875	30.897	231	598353	100.000
ASSOC OF STATE DEM CHAIR	0	0	0.000	1	500	50.000	1	500	50.000	2	1000	100.000
OTHER NATIONAL	0	0	0.000	0	0	0.000	0	0	0.000	0	0	0.000
STATE/LOCAL	76	146966	37.335	80	193646	49.194	16	53026	13.471	172	393638	100.000
TOTALS	192	339206	33.605	153	431780	42.776	68	238401	23.618	413	1009387	100.000

****ALL FEDERAL CANDIDATES****

COMMITTEE GROUPS	#	INCUMBENT		#	CHALLENGER/OTHER		#	OPEN SEAT		#	TOTAL	
		\$	%		\$	%		\$	%		\$	%
NATIONAL COMMITTEES	0	0	0.000	7	20000	97.561	1	500	2.439	8	20500	100.000
SENATORIAL	19	156054	26.753	19	288334	49.431	7	138917	23.815	45	583305	100.000
CONGRESSIONAL	109	178531	29.227	74	241434	39.525	52	190875	31.248	235	610840	100.000
ASSOC OF STATE DEM CHAIR	0	0	0.000	1	500	50.000	1	500	50.000	2	1000	100.000
OTHER NATIONAL	0	0	0.000	0	0	0.000	0	0	0.000	0	0	0.000
STATE/LOCAL	82	153489	33.187	94	233945	50.582	23	75070	16.231	199	462504	100.000
TOTALS	210	488074	29.084	195	784213	46.731	84	405862	24.185	489	1678149	100.000

TABLE E

**CONTRIBUTIONS TO CANDIDATES FROM POLITICAL COMMITTEES
BY OFFICE AND INCUMBENT/CHALLENGER-OTHER/OPEN-SEAT CANDIDATE STATUS**

NATIONAL AND STATE/LOCAL - REPUBLICAN

****PRESIDENTIAL****

COMMITTEE GROUPS	#	INCUMBENT		#	CHALLENGER/OTHER		#	OPEN SEAT		#	TOTAL	
		\$	%		\$	%		\$	%		\$	%
NATIONAL COMMITTEES	0	0	0.000	0	0	0.000	0	0	0.000	0	0	0.000
SENATORIAL	0	0	0.000	0	0	0.000	0	0	0.000	0	0	0.000
CONGRESSIONAL	0	0	0.000	0	0	0.000	0	0	0.000	0	0	0.000
NATIONAL FUNDRAISING	0	0	0.000	0	0	0.000	0	0	0.000	0	0	0.000
OTHER NATIONAL	0	0	0.000	0	0	0.000	0	0	0.000	0	0	0.000
STATE/LOCAL	0	0	0.000	0	0	0.000	0	0	0.000	0	0	0.000
TOTALS	0	0	0.000	0	0	0.000	0	0	0.000	0	0	0.000

****SENATE****

COMMITTEE GROUPS	#	INCUMBENT		#	CHALLENGER/OTHER		#	OPEN SEAT		#	TOTAL	
		\$	%		\$	%		\$	%		\$	%
NATIONAL COMMITTEES	0	0	0.000	1	397	100.000	0	0	0.000	1	397	100.000
SENATORIAL	26	300160	51.007	20	163908	27.853	7	124404	21.140	53	588472	100.000
CONGRESSIONAL	2	10000	47.904	2	10000	47.904	2	875	4.192	6	20875	100.000
NATIONAL FUNDRAISING	0	0	0.000	0	0	0.000	0	0	0.000	0	0	0.000
OTHER NATIONAL	0	0	0.000	0	0	0.000	0	0	0.000	0	0	0.000
STATE/LOCAL	26	67704	38.350	17	53575	30.347	9	55264	31.303	52	176543	100.000
TOTALS	54	377864	48.057	40	227880	28.982	18	180543	22.961	112	786287	100.000

TABLE E

**CONTRIBUTIONS TO CANDIDATES FROM POLITICAL COMMITTEES
BY OFFICE AND INCUMBENT/CHALLENGER-OTHER/OPEN-SEAT CANDIDATE STATUS**

NATIONAL AND STATE/LOCAL - REPUBLICAN

****HOUSE****

COMMITTEE GROUPS	#	INCUMBENT		#	CHALLENGER/OTHER		#	OPEN SEAT		#	TOTAL	
		\$	%		\$	%		\$	%		\$	%
NATIONAL COMMITTEES	22	122700	35.054	22	92221	26.347	25	135109	38.599	69	350030	100.000
SENATORIAL	0	0	0.000	2	15000	36.585	3	26000	63.415	5	41000	100.000
CONGRESSIONAL	182	823619	50.394	91	447255	27.366	55	363501	22.241	328	1634375	100.000
NATIONAL FUNDRAISING	0	0	0.000	0	0	0.000	0	0	0.000	0	0	0.000
OTHER NATIONAL	0	0	0.000	0	0	0.000	0	0	0.000	0	0	0.000
STATE/LOCAL	79	168487	28.707	99	297101	50.621	30	121330	20.672	208	586918	100.000
TOTALS	283	1114806	42.675	214	851577	32.598	113	645940	24.727	610	2612323	100.000

****ALL FEDERAL CANDIDATES****

COMMITTEE GROUPS	#	INCUMBENT		#	CHALLENGER/OTHER		#	OPEN SEAT		#	TOTAL	
		\$	%		\$	%		\$	%		\$	%
NATIONAL COMMITTEES	22	122700	35.014	23	92618	26.430	25	135109	38.556	70	350427	100.000
SENATORIAL	26	300160	47.684	22	178908	28.422	10	150404	23.894	58	629472	100.000
CONGRESSIONAL	184	833619	50.362	93	457255	27.625	57	364376	22.013	334	1655250	100.000
NATIONAL FUNDRAISING	0	0	0.000	0	0	0.000	0	0	0.000	0	0	0.000
OTHER NATIONAL	0	0	0.000	0	0	0.000	0	0	0.000	0	0	0.000
STATE/LOCAL	105	236191	30.937	116	350676	45.932	39	176594	23.131	260	763461	100.000
TOTALS	337	1492670	43.920	254	1079457	31.762	131	826483	24.318	722	3398610	100.000

TABLE F

CONTRIBUTIONS TO CANDIDATES FROM POLITICAL COMMITTEES
BY CONTRIBUTION AMOUNT

NATIONAL AND STATE/LOCAL - DEMOCRATIC												
COMMITTEE GROUPS	#	\$0 - 99 \$	%	#	\$100 - 249 \$	%	#	\$250 - 499 \$	%	#	\$500 - 999 \$	%
NATIONAL COMMITTEES	3	0	0.00	0	0	0.00	0	0	0.00	1	500	2.44
SENATORIAL	2	100	0.02	6	700	0.12	0	0	0.00	0	0	0.00
CONGRESSIONAL	4	110	0.02	77	12605	2.06	48	15350	2.51	17	12919	2.11
ASSOC OF STATE DEM CHAI	0	0	0.00	0	0	0.00	0	0	0.00	2	1000	100.00
STATE/LOCAL	21	759	0.16	30	3417	0.74	10	3265	0.71	23	14149	3.06
TOTALS	30	969	0.06	113	16722	1.00	58	18615	1.11	43	28568	1.70

COMMITTEE GROUPS	#	\$1,000 - 2,499 \$	%	#	\$2,500 - 4,999 \$	%	#	\$5,000 AND UP \$	%	#	TOTALS \$	%	COMMITTEES
NATIONAL COMMITTEES	0	0	0.00	0	0	0.00	4	20000	97.56	8	20500	100.00	1
SENATORIAL	3	3699	0.63	2	8000	1.37	32	570806	97.86	45	583305	100.00	1
CONGRESSIONAL	10	10636	1.74	13	57552	9.42	66	501668	82.13	235	610840	100.00	1
ASSOC OF STATE DEM CHAI	0	0	0.00	0	0	0.00	0	0	0.00	2	1000	100.00	1
STATE/LOCAL	47	65621	14.19	24	86333	18.67	44	288960	62.48	199	462504	100.00	64
TOTALS	60	79956	4.76	39	151885	9.05	146	1381434	82.32	489	1678149	100.00	68

TABLE F

CONTRIBUTIONS TO CANDIDATES FROM POLITICAL COMMITTEES
BY CONTRIBUTION AMOUNT

NATIONAL AND STATE/LOCAL - REPUBLICAN												
COMMITTEE GROUPS	#	\$0 - 99		#	\$100 - 249		#	\$250 - 499		#	\$500 - 999	
		\$	%		\$	%		\$	%		\$	%
NATIONAL COMMITTEES	2	40	0.01	0	0	0.00	2	880	0.25	3	1790	0.51
SENATORIAL	2	48	0.01	5	721	0.11	2	747	0.12	3	852	0.14
CONGRESSIONAL	36	865	0.05	5	973	0.06	2	550	0.03	7	4732	0.29
NATIONAL FUNDRAISING	0	0	0.00	0	0	0.00	0	0	0.00	0	0	0.00
STATE/LOCAL	29	593	0.08	29	4607	0.60	20	6187	0.81	29	16222	2.12
TOTALS	69	1546	0.05	39	6301	0.19	26	8364	0.25	42	23596	0.69

COMMITTEE GROUPS	#	\$1,000 - 2,499		#	\$2,500 - 4,999		#	\$5,000 AND UP		#	TOTALS		COMMITTEES
		\$	%		\$	%		\$	%		\$	%	
NATIONAL COMMITTEES	3	4500	1.28	26	93504	26.68	34	249713	71.26	70	350427	100.00	1
SENATORIAL	5	9620	1.53	2	5464	0.87	39	612020	97.23	58	629472	100.00	1
CONGRESSIONAL	70	135516	8.19	62	221274	13.37	152	1291340	78.01	334	1655250	100.00	1
NATIONAL FUNDRAISING	0	0	0.00	0	0	0.00	0	0	0.00	0	0	0.00	0
STATE/LOCAL	53	82690	10.83	34	93891	12.30	66	559271	73.25	260	763461	100.00	101
TOTALS	131	232326	6.84	124	414133	12.19	291	2712344	79.81	722	3398610	100.00	104

TABLE G

TOTAL RECEIPTS OF POLITICAL COMMITTEES
BY RECEIPT AMOUNT

NATIONAL AND CONV/STATE/LOCAL TOTALS

DEMOCRATIC AND REPUBLICAN

COMMITTEE GROUPS	#	\$0		#	\$1 - 9,999		#	\$10,000 - 29,999		#	\$30,000 - 99,999	
		\$	%		\$	%		\$	%		\$	%
DEMOCRATIC NATIONAL	0	0	0.00	0	0	0.00	0	0	0.00	0	0	0.00
DEMOCRATIC CONV/STATE/LOCA	43	0	0.00	50	234260	1.00	23	421868	2.00	11	543702	3.00
DEMOCRATIC TOTALS	43	0	0.00	50	234260	0.00	23	421868	0.00	11	543702	0.00
REPUBLICAN NATIONAL	1	0	0.00	0	0	0.00	0	0	0.00	1	86813	0.00
REPUBLICAN CONV/STATE/LOCA	92	0	0.00	64	206118	0.00	41	737546	1.00	31	1521921	3.00
REPUBLICAN TOTALS	93	0	0.00	64	206118	0.00	41	737546	0.00	32	1608734	0.00
TOTAL	136	0	0.00	114	440378	0.00	64	1159414	0.00	43	2152436	0.00

COMMITTEE GROUPS	\$100,000 - 499,999			\$500,000 - 999,999			\$1,000,000 AND UP			TOTALS		
	#	\$	%	#	\$	%	#	\$	%	#	\$	%
DEMOCRATIC NATIONAL	0	0	0.00	0	0	0.00	4	50575018	100.00	4	50575018	100.00
DEMOCRATIC CONV/STATE/LOCA	34	7874762	55.00	3	2238622	15.00	2	2956989	20.00	166	14270203	100.00
DEMOCRATIC TOTALS	34	7874762	12.00	3	2238622	3.00	6	53532007	82.00	170	64845221	100.00
REPUBLICAN NATIONAL	0	0	0.00	0	0	0.00	6	406616933	99.00	8	406703746	100.00
REPUBLICAN CONV/STATE/LOCA	41	10987054	23.00	8	6365886	13.00	13	27452643	58.00	290	47271168	100.00
REPUBLICAN TOTALS	41	10987054	2.00	8	6365886	1.00	19	434069576	95.00	298	453974914	100.00
TOTAL	75	18861816	3.00	11	8604508	1.00	25	487601583	93.00	468	518820135	100.00

TABLE H

CONTRIBUTIONS TO CANDIDATES FROM SEVEN TOTAL RECEIPT CLASSES OF
POLITICAL COMMITTEES BY CONTRIBUTION AMOUNT

NATIONAL AND STATE/LOCAL - DEMOCRATIC

TOTAL RECEIPT CLASSES	\$0 - 99			\$100 - 249			\$250 - 499			\$500 - 999		
	#	\$	%	#	\$	%	#	\$	%	#	\$	%
UNDER \$1	0	0	0.00	1	217	100.00	0	0	0.00	0	0	0.00
\$ 1 TO \$ 9,999	17	530	0.99	19	2195	4.10	3	1000	1.87	7	4195	7.84
\$ 10,000 TO \$ 29,999	1	50	0.07	6	600	0.86	1	350	0.50	7	4165	5.99
\$ 30,000 TO \$ 99,999	0	0	0.00	0	0	0.00	0	0	0.00	1	750	2.29
\$100,000 TO \$499,999	3	179	0.09	4	405	0.19	6	1915	0.91	8	5039	2.40
\$500,000 TO \$999,999	0	0	0.00	0	0	0.00	0	0	0.00	0	0	0.00
\$1 MILL. & UP	9	210	0.02	83	13305	1.04	48	15350	1.20	20	14419	1.13
TOTALS	30	969	0.06	113	16722	1.00	58	18615	1.11	43	28568	1.70

TOTAL RECEIPT CLASSES		\$1,000 - 2,499			\$2,500 - 4,999			\$5,000 AND UP			TOTALS		COMMITTEES	
		#	\$	%	#	\$	%	#	\$	%	#	\$		%
UNDER	\$1	0	0	0.00	0	0	0.00	0	0	0.00	1	217	100.00	1
\$	1 TO \$ 9,999	12	12748	23.82	1	4354	8.13	5	28500	53.25	64	53522	100.00	24
\$	10,000 TO \$ 29,999	11	19340	27.80	5	16500	23.72	3	28560	41.06	34	69565	100.00	13
\$	30,000 TO \$ 99,999	3	4000	12.19	1	2800	8.53	2	25267	76.99	7	32817	100.00	4
\$	100,000 TO \$499,999	20	27533	13.09	10	34553	16.43	22	140733	66.90	73	210357	100.00	19
\$	500,000 TO \$999,999	1	2000	5.54	3	8206	22.73	4	25900	71.73	8	36106	100.00	2
\$1 MILL.	& UP	13	14335	1.12	19	85472	6.70	110	1132474	88.78	302	1275565	100.00	5
TOTALS		60	79956	4.76	39	151885	9.05	146	1381434	82.32	489	1678149	100.00	68

TABLE H

CONTRIBUTIONS TO CANDIDATES FROM SEVEN TOTAL RECEIPT CLASSES OF
POLITICAL COMMITTEES BY CONTRIBUTION AMOUNT

NATIONAL AND STATE/LOCAL - REPUBLICAN

TOTAL RECEIPT CLASSES	\$0 - 99			\$100 - 249			\$250 - 499			\$500 - 999		
	#	\$	%	#	\$	%	#	\$	%	#	\$	%
UNDER \$1	0	0	0.00	0	0	0.00	1	250	33.33	1	500	66.67
\$ 1 TO \$ 9,999	12	165	0.37	7	1155	2.57	2	681	1.51	5	3250	7.23
\$ 10,000 TO \$ 29,999	5	100	0.43	8	1212	5.25	5	1735	7.51	9	4842	20.97
\$ 30,000 TO \$ 99,999	5	75	0.11	7	1030	1.57	3	750	1.14	5	2766	4.20
\$100,000 TO \$499,999	5	98	0.03	4	690	0.18	5	1350	0.35	3	1500	0.39
\$500,000 TO \$999,999	0	0	0.00	3	520	0.66	3	1121	1.41	4	2323	2.93
\$1 MILL. & UP	42	1108	0.04	10	1694	0.06	7	2477	0.09	15	8415	0.30
TOTALS	69	1546	0.05	39	6301	0.19	26	8364	0.25	42	23596	0.69

TOTAL RECEIPT CLASSES		\$1,000 - 2,499			\$2,500 - 4,999			\$5,000 AND UP			TOTALS			COMMITTEES
		#	\$	%	#	\$	%	#	\$	%	#	\$	%	
UNDER	\$1	0	0	0.00	0	0	0.00	0	0	0.00	2	750	100.00	2
\$	1 TO \$ 9,999	11	16600	36.93	6	18100	40.27	1	5000	11.12	44	44951	100.00	20
\$	10,000 TO \$ 29,999	2	2000	8.66	4	13200	57.17	0	0	0.00	33	23089	100.00	19
\$	30,000 TO \$ 99,999	10	14400	21.88	7	18615	28.28	4	28178	42.81	41	65814	100.00	16
\$	100,000 TO \$499,999	16	26379	6.81	10	25820	6.66	38	331788	85.60	81	387625	100.00	28
\$	500,000 TO \$999,999	8	15011	18.92	1	2856	3.60	8	57500	72.48	27	79331	100.00	5
\$1 MILL.	& UP	84	157936	5.65	96	335542	12.00	240	2289878	81.87	494	2797050	100.00	14
TOTALS		131	232326	6.84	124	414133	12.19	291	2712344	79.81	722	3398610	100.00	104

TABLE I

**LATEST CASH-ON-HAND OF POLITICAL COMMITTEES
BY CASH-ON-HAND AMOUNT**

NATIONAL AND CONV/STATE/LOCAL TOTALS

DEMOCRATIC AND REPUBLICAN

COMMITTEE GROUPS	#	\$0		#	\$1 - 999		#	\$1,000 - 4,999		#	\$5,000 - 9,999	
		\$	%		\$	%		\$	%		\$	%
DEMOCRATIC NATIONAL	0	0	0.00	0	0	0.00	0	0	0.00	0	0	0.00
DEMOCRATIC CONV/STATE/LOCA	57	0	0.00	45	14997	2.70	35	79241	14.29	17	125097	22.55
DEMOCRATIC TOTALS	57	0	0.00	45	14997	1.05	35	79241	5.53	17	125097	8.74
REPUBLICAN NATIONAL	2	-156892	-9.22	1	92	0.01	0	0	0.00	0	0	0.00
REPUBLICAN CONV/STATE/LOCA	109	-43	-0.00	76	30993	2.10	50	132538	8.98	18	127645	8.65
REPUBLICAN TOTALS	111	-156935	-4.94	77	31085	0.98	50	132538	4.17	18	127645	4.02
TOTAL	168	-156935	-3.40	122	46082	1.00	85	211779	4.59	35	252742	5.48

COMMITTEE GROUPS	#	\$10,000 - 24,999		#	\$25,000 - 99,999		#	\$100,000 AND UP		#	TOTALS	
		\$	%		\$	%		\$	%		\$	%
DEMOCRATIC NATIONAL	0	0	0.00	2	137763	15.70	2	739534	84.30	4	877297	100.00
DEMOCRATIC CONV/STATE/LOCA	7	111139	20.04	5	224157	40.42	0	0	0.00	166	554631	100.00
DEMOCRATIC TOTALS	7	111139	7.76	7	361920	25.28	2	739534	51.65	170	1431928	100.00
REPUBLICAN NATIONAL	1	16357	0.96	0	0	0.00	4	1842329	108.25	8	1701886	100.00
REPUBLICAN CONV/STATE/LOCA	22	341805	23.16	13	534254	36.19	2	308869	20.93	290	1476061	100.00
REPUBLICAN TOTALS	23	358162	11.27	13	534254	16.81	6	2151198	67.69	298	3177947	100.00
TOTAL	30	469301	10.18	20	896174	19.44	8	2890732	62.71	468	4609875	100.00

TABLE J

CONTRIBUTIONS TO CANDIDATES FROM SEVEN LATEST CASH-ON-HAND CLASSES OF
POLITICAL COMMITTEES BY CONTRIBUTION AMOUNT

NATIONAL AND STATE/LOCAL - DEMOCRATIC

TOTAL RECEIPT CLASSES	\$0 - 99			\$100 - 249			\$250 - 499			\$500 - 999		
	#	\$	%	#	\$	%	#	\$	%	#	\$	%
UNDER \$1	1	50	0.69	1	217	2.99	0	0	0.00	0	0	0.00
\$ 1 TO \$ 999	17	569	0.41	14	1719	1.25	4	1350	0.98	5	3175	2.31
\$ 1,000 TO \$ 4,999	3	140	0.11	8	950	0.77	4	1100	0.89	11	6886	5.56
\$ 5,000 TO \$ 9,999	0	0	0.00	6	431	0.57	2	815	1.07	5	3088	4.06
\$ 10,000 TO \$ 24,999	0	0	0.00	1	100	0.10	0	0	0.00	2	1000	0.96
\$ 25,000 TO \$ 99,999	6	210	0.02	83	13305	1.10	48	15350	1.27	17	12919	1.07
\$100,000 & UP	3	0	0.00	0	0	0.00	0	0	0.00	3	1500	6.98
TOTALS	30	969	0.06	113	16722	1.00	58	18615	1.11	43	28568	1.70

TOTAL RECEIPT CLASSES		\$1,000 - 2,499			\$2,500 - 4,999			\$5,000 AND UP			TOTALS			COMMITTEES
		#	\$	%	#	\$	%	#	\$	%	#	\$	%	
UNDER	\$1	3	2000	27.52	0	0	0.00	1	5000	68.80	6	7267	100.00	5
\$	1 TO \$ 999	13	18742	13.64	5	17267	12.57	12	94544	68.83	70	137366	100.00	23
\$	1,000 TO \$ 4,999	14	22335	18.03	8	25958	20.95	9	66516	53.69	57	123885	100.00	20
\$	5,000 TO \$ 9,999	6	9423	12.38	4	13388	17.58	9	49000	64.35	32	76145	100.00	9
\$	10,000 TO \$ 24,999	7	8000	7.71	7	29720	28.65	12	64900	62.57	29	103720	100.00	6
\$	25,000 TO \$ 99,999	17	19456	1.61	15	65552	5.43	99	1081474	89.51	285	1208266	100.00	3
\$100,000 &	UP	0	0	0.00	0	0	0.00	4	20000	93.02	10	21500	100.00	2
TOTALS		60	79956	4.76	39	151885	9.05	146	1381434	82.32	489	1678149	100.00	68

TABLE J

CONTRIBUTIONS TO CANDIDATES FROM SEVEN LATEST CASH-ON-HAND CLASSES OF
POLITICAL COMMITTEES BY CONTRIBUTION AMOUNT

NATIONAL AND STATE/LOCAL - REPUBLICAN

TOTAL RECEIPT CLASSES	\$0 - 99			\$100 - 249			\$250 - 499			\$500 - 999		
	#	\$	%	#	\$	%	#	\$	%	#	\$	%
UNDER \$1	2	48	0.01	6	881	0.14	3	997	0.15	3	852	0.13
\$ 1 TO \$ 999	17	265	0.21	10	1425	1.11	5	1600	1.24	7	2500	1.94
\$ 1,000 TO \$ 4,999	4	75	0.12	8	1420	2.20	6	1816	2.81	11	7550	11.67
\$ 5,000 TO \$ 9,999	4	103	0.10	3	392	0.39	0	0	0.00	3	1683	1.67
\$ 10,000 TO \$ 24,999	37	940	0.05	7	1313	0.07	4	1200	0.06	9	5898	0.32
\$ 25,000 TO \$ 99,999	3	75	0.03	3	520	0.24	4	1371	0.64	5	2823	1.31
\$100,000 & UP	2	40	0.01	2	350	0.09	4	1380	0.36	4	2290	0.60
TOTALS	69	1546	0.05	39	6301	0.19	26	8364	0.25	42	23596	0.69

TOTAL RECEIPT CLASSES	\$1,000 - 2,499			\$2,500 - 4,999			\$5,000 AND UP			TOTALS			COMMITTEES
	#	\$	%	#	\$	%	#	\$	%	#	\$	%	
UNDER \$1	12	20020	3.10	4	11914	1.84	39	612020	94.63	69	646732	100.00	5
\$ 1 TO \$ 999	16	26879	20.91	10	34885	27.13	7	61022	47.46	72	128576	100.00	30
\$ 1,000 TO \$ 4,999	3	3000	4.64	6	18728	28.96	5	32082	49.61	43	64671	100.00	25
\$ 5,000 TO \$ 9,999	9	12857	12.76	4	6228	6.18	9	79474	78.89	32	100737	100.00	15
\$ 10,000 TO \$ 24,999	76	144066	7.75	70	235824	12.68	178	1470323	79.07	381	1859564	100.00	16
\$ 25,000 TO \$ 99,999	9	16132	7.50	3	9856	4.58	16	184210	85.68	43	214987	100.00	10
\$100,000 & UP	6	9372	2.44	27	96698	25.22	37	273213	71.27	82	383343	100.00	3
TOTALS	131	232326	6.84	124	414133	12.19	291	2712344	79.81	722	3398610	100.00	104

TABLE K

EXPENDITURES ON BEHALF OF CANDIDATES FROM POLITICAL COMMITTEES
BY OFFICE AND INCUMBENT/CHALLENGER-OTHER/OPEN-SEAT CANDIDATE STATUS

NATIONAL AND STATE/LOCAL - DEMOCRATIC

PRESIDENTIAL

COMMITTEE GROUPS	#	INCUMBENT \$	%	#	CHALLENGER/OTHER \$	%	#	OPEN SEAT \$	%	#	TOTAL \$	%
NATIONAL COMMITTEES	0	0	0.000	2	343348	100.000	0	0	0.000	2	343348	100.000
SENATORIAL	0	0	0.000	0	0	0.000	0	0	0.000	0	0	0.000
CONGRESSIONAL	0	0	0.000	0	0	0.000	0	0	0.000	0	0	0.000
ASSOC OF STATE DEM CHAIR	0	0	0.000	0	0	0.000	0	0	0.000	0	0	0.000
OTHER NATIONAL	0	0	0.000	0	0	0.000	0	0	0.000	0	0	0.000
STATE/LOCAL	0	0	0.000	2	20967	100.000	0	0	0.000	2	20967	100.000
TOTALS	0	0	0.000	4	364315	100.000	0	0	0.000	4	364315	100.000

SENATE

COMMITTEE GROUPS	#	INCUMBENT \$	%	#	CHALLENGER/OTHER \$	%	#	OPEN SEAT \$	%	#	TOTAL \$	%
NATIONAL COMMITTEES	0	0	0.000	0	0	0.000	0	0	0.000	0	0	0.000
SENATORIAL	3	1681800	27.728	14	2959881	48.800	7	1423691	23.472	24	6065372	100.000
CONGRESSIONAL	0	0	0.000	0	0	0.000	0	0	0.000	0	0	0.000
ASSOC OF STATE DEM CHAIR	0	0	0.000	0	0	0.000	0	0	0.000	0	0	0.000
OTHER NATIONAL	0	0	0.000	0	0	0.000	0	0	0.000	0	0	0.000
STATE/LOCAL	2	209468	35.404	7	311692	52.682	4	70488	11.914	13	591648	100.000
TOTALS	5	1891268	28.410	21	3271573	49.145	11	1494179	22.445	37	6657020	100.000

TABLE K

**EXPENDITURES ON BEHALF OF CANDIDATES FROM POLITICAL COMMITTEES
BY OFFICE AND INCUMBENT/CHALLENGER-OTHER/OPEN-SEAT CANDIDATE STATUS**

NATIONAL AND STATE/LOCAL - DEMOCRATIC

****HOUSE****

COMMITTEE GROUPS	#	INCUMBENT \$	%	#	CHALLENGER/OTHER \$	%	#	OPEN SEAT \$	%	#	TOTAL \$	%
NATIONAL COMMITTEES	0	0	0.000	0	0	0.000	0	0	0.000	0	0	0.000
SENATORIAL	0	0	0.000	0	0	0.000	1	1000	100.000	1	1000	100.000
CONGRESSIONAL	59	483203	31.268	117	673273	43.567	35	388900	25.165	211	1545376	100.000
ASSOC OF STATE DEM CHAIR	0	0	0.000	0	0	0.000	0	0	0.000	0	0	0.000
OTHER NATIONAL	0	0	0.000	0	0	0.000	0	0	0.000	0	0	0.000
STATE/LOCAL	11	139892	34.175	43	181002	44.218	20	88443	21.606	74	409337	100.000
TOTALS	70	623095	31.860	160	854275	43.681	56	478343	24.459	286	1955713	100.000

****ALL FEDERAL CANDIDATES****

COMMITTEE GROUPS	#	INCUMBENT \$	%	#	CHALLENGER/OTHER \$	%	#	OPEN SEAT \$	%	#	TOTAL \$	%
NATIONAL COMMITTEES	0	0	0.000	2	343348	100.000	0	0	0.000	2	343348	100.000
SENATORIAL	3	1681800	27.723	14	2959881	48.792	8	1424691	23.485	25	6066372	100.000
CONGRESSIONAL	59	483203	31.268	117	673273	43.567	35	388900	25.165	211	1545376	100.000
ASSOC OF STATE DEM CHAIR	0	0	0.000	0	0	0.000	0	0	0.000	0	0	0.000
OTHER NATIONAL	0	0	0.000	0	0	0.000	0	0	0.000	0	0	0.000
STATE/LOCAL	13	349360	34.186	52	513661	50.263	24	158931	15.552	89	1021952	100.000
TOTALS	75	2514363	28.009	185	4490163	50.018	67	1972522	21.973	327	8977048	100.000

TABLE K

**EXPENDITURES ON BEHALF OF CANDIDATES FROM POLITICAL COMMITTEES
BY OFFICE AND INCUMBENT/CHALLENGER-OTHER/OPEN-SEAT CANDIDATE STATUS**

NATIONAL AND STATE/LOCAL - REPUBLICAN

****PRESIDENTIAL****

COMMITTEE GROUPS	#	INCUMBENT		#	CHALLENGER/OTHER		#	OPEN SEAT		#	TOTAL	
		\$	%		\$	%		\$	%		\$	%
NATIONAL COMMITTEES	0	0	0.000	0	0	100.000	0	0	0.000	0	0	100.000
SENATORIAL	0	0	0.000	0	0	0.000	0	0	0.000	0	0	0.000
CONGRESSIONAL	0	0	0.000	0	0	0.000	0	0	0.000	0	0	0.000
NATIONAL FUNDRAISING	0	0	0.000	0	0	0.000	0	0	0.000	0	0	0.000
OTHER NATIONAL	0	0	0.000	0	0	0.000	0	0	0.000	0	0	0.000
STATE/LOCAL	1	18306	0.000	0	0	100.000	0	0	0.000	1	18306	100.000
TOTALS	1	18306	0.000	0	0	100.000	0	0	0.000	1	18306	100.000

****SENATE****

COMMITTEE GROUPS	#	INCUMBENT		#	CHALLENGER/OTHER		#	OPEN SEAT		#	TOTAL	
		\$	%		\$	%		\$	%		\$	%
NATIONAL COMMITTEES	0	0	0.000	0	0	0.000	0	0	0.000	0	0	0.000
SENATORIAL	26	4884035	27.728	21	3411948	48.800	7	1663347	23.472	54	9959330	100.000
CONGRESSIONAL	0	0	0.000	1	697	0.000	0	0	0.000	1	697	0.000
NATIONAL FUNDRAISING	0	0	0.000	0	0	0.000	0	0	0.000	0	0	0.000
OTHER NATIONAL	0	0	0.000	0	0	0.000	0	0	0.000	0	0	0.000
STATE/LOCAL	4	49600	35.404	2	94721	52.682	1	23602	11.914	7	167923	100.000
TOTALS	30	4933635	28.410	24	3507366	49.145	8	1686949	22.445	62	10127950	100.000

TABLE K

EXPENDITURES ON BEHALF OF CANDIDATES FROM POLITICAL COMMITTEES
BY OFFICE AND INCUMBENT/CHALLENGER-OTHER/OPEN-SEAT CANDIDATE STATUS

NATIONAL AND STATE/LOCAL - REPUBLICAN

HOUSE

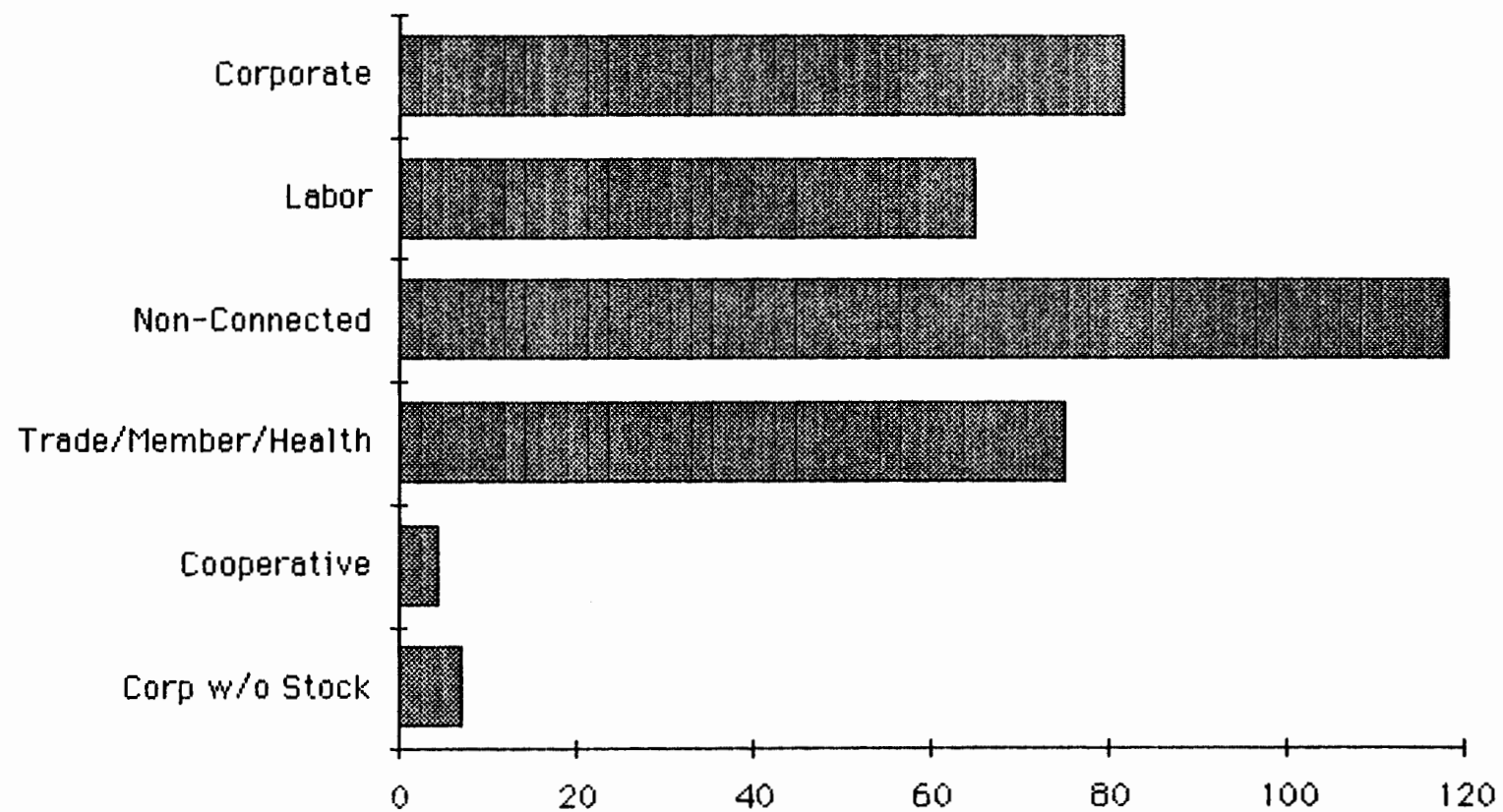
COMMITTEE GROUPS	#	INCUMBENT \$	%	#	CHALLENGER/OTHER \$	%	#	OPEN SEAT \$	%	#	TOTAL \$	%
NATIONAL COMMITTEES	0	0	0.000	0	0	0.000	1	2100	0.000	1	2100	0.000
SENATORIAL	0	0	0.000	0	0	0.000	0	0	100.000	0	0	100.000
CONGRESSIONAL	53	1464138	31.268	67	1222479	43.567	35	1411075	25.165	155	4097692	100.000
NATIONAL FUNDRAISING	0	0	0.000	0	0	0.000	0	0	0.000	0	0	0.000
OTHER NATIONAL	0	0	0.000	0	0	0.000	0	0	0.000	0	0	0.000
STATE/LOCAL	3	2786	34.175	7	91348	44.218	1	200	21.606	11	94334	100.000
TOTALS	56	1466924	31.860	74	1313827	43.681	37	1413375	24.459	167	4194126	100.000

ALL FEDERAL CANDIDATES

COMMITTEE GROUPS	#	INCUMBENT \$	%	#	CHALLENGER/OTHER \$	%	#	OPEN SEAT \$	%	#	TOTAL \$	%
NATIONAL COMMITTEES	0	0	0.000	0	0	100.000	1	2100	0.000	1	2100	100.000
SENATORIAL	26	4884035	27.723	21	3411948	48.792	7	1663347	23.485	54	9959330	100.000
CONGRESSIONAL	53	1464138	31.268	68	1223176	43.567	35	1411075	25.165	156	4098389	100.000
NATIONAL FUNDRAISING	0	0	0.000	0	0	0.000	0	0	0.000	0	0	0.000
OTHER NATIONAL	0	0	0.000	0	0	0.000	0	0	0.000	0	0	0.000
STATE/LOCAL	8	70692	34.186	9	186069	50.263	2	23802	15.552	19	280563	100.000
TOTALS	87	6418865	28.009	98	4821193	50.018	45	3100324	21.973	230	14340382	100.000

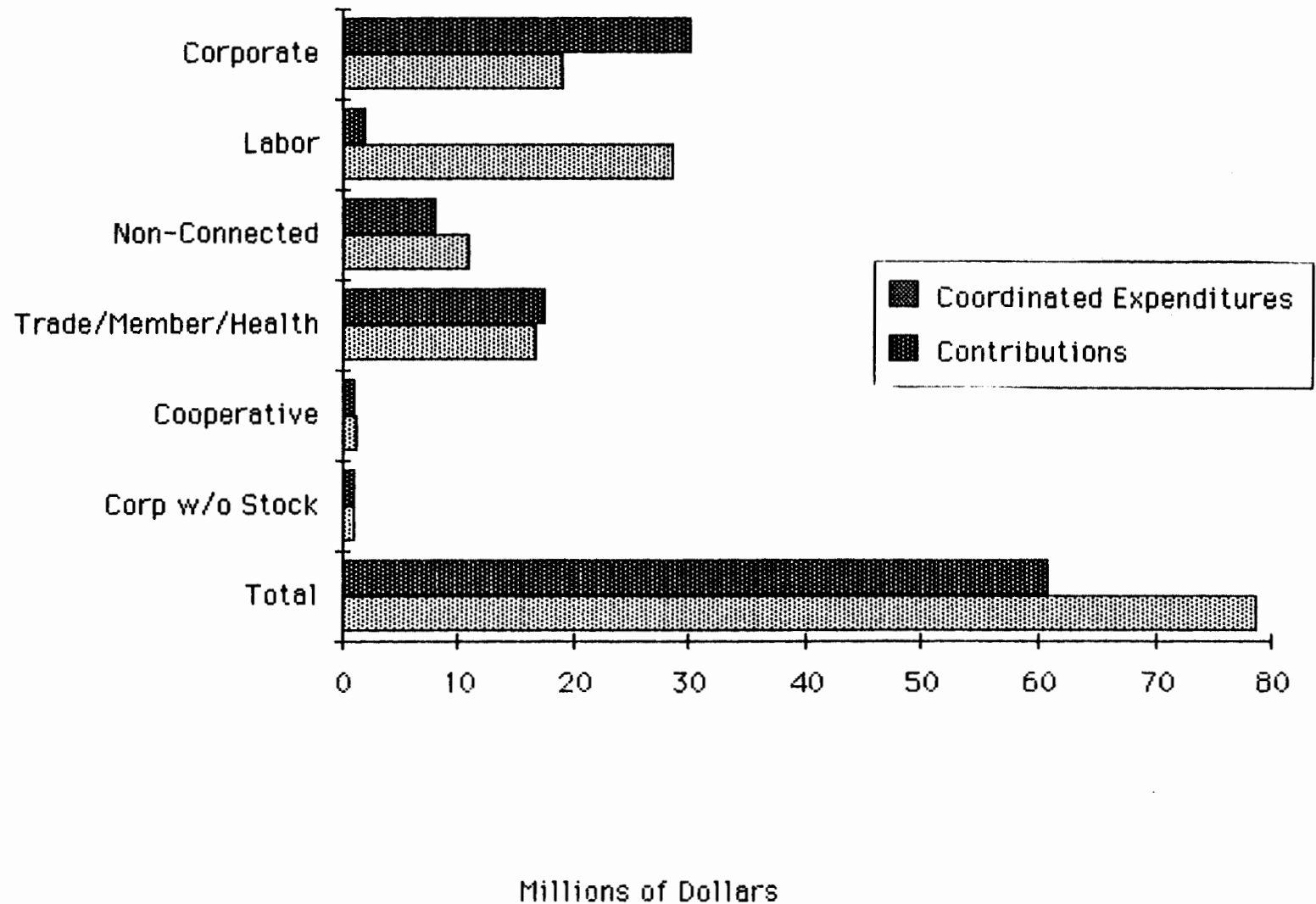


Non-Party Political Committee Receipts 1985-86

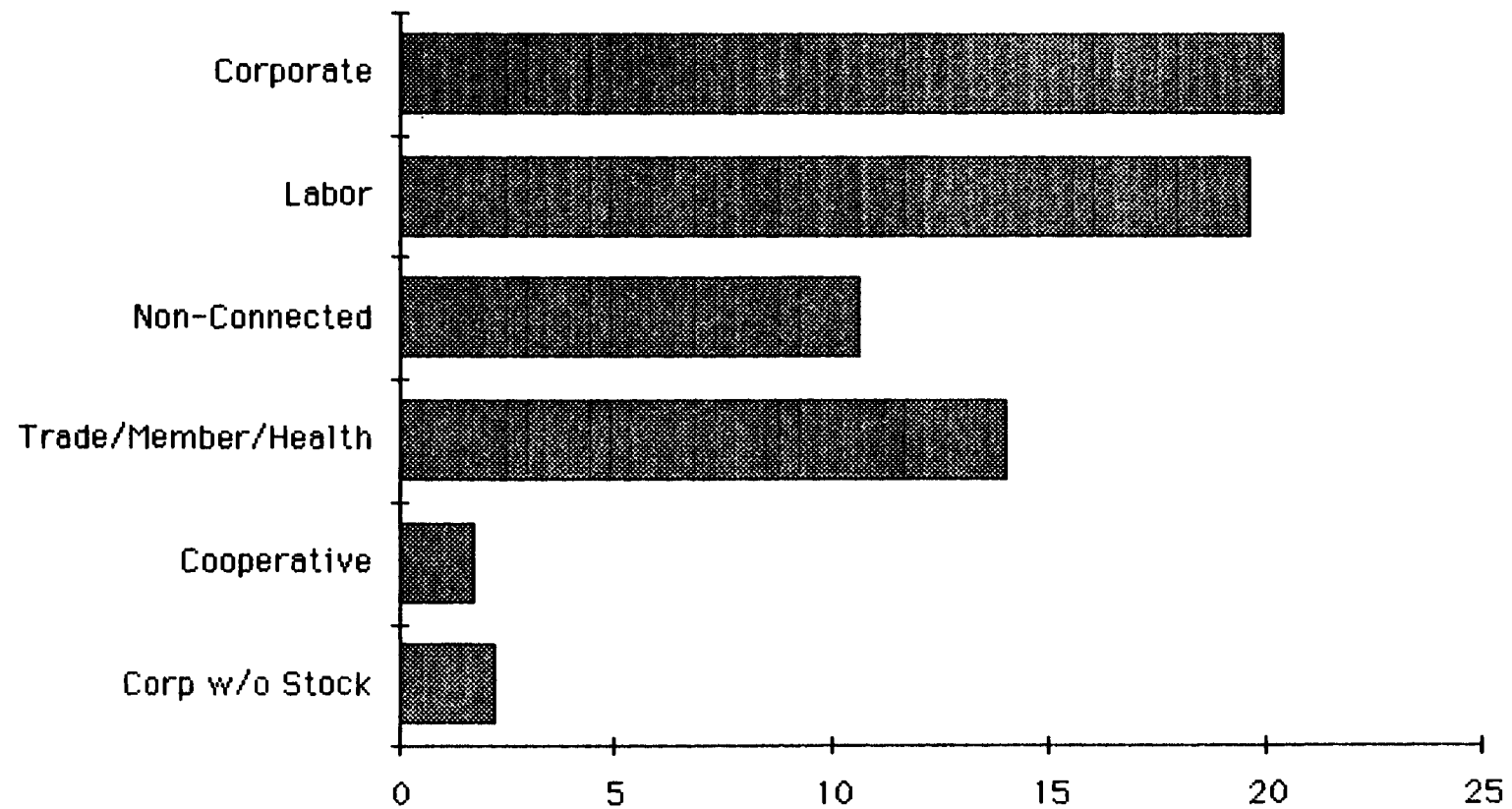


Millions of Dollars

Non-Party Political Committee Contributions
to Candidates 1985-86



Non-Party Political Committees Cash on Hand
December 31, 1986



Millions of Dollars

TABLE A

**SELECTED FINANCIAL ACTIVITY OF POLITICAL COMMITTEES
AND THEIR ASSISTANCE TO CANDIDATES BY OFFICE AND PARTY**

NON-PARTY

- 1) CORPORATIONS
- 2) LABOR ORGANIZATIONS
- 3) NO CONNECTED ORGANIZATIONS
- 4) TRADE/MEMBERSHIP/HEALTH
- 5) COOPERATIVES
- 6) CORPORATIONS WITHOUT STOCK

GRAND TOTAL

(TABLE A NON-PARTY)

				RECEIPTS AND DISBURSEMENTS			
LINE #	TOTAL RECEIPTS	TOTAL INDIV CONTRIB	TOTAL DISBURSE	BEGINNING CASH ON HAND	LATEST CASH ON HAND	DEBTS OWED TO	DEBTS OWED BY
1)	81960209	78056826	79277456	17480872	20451897	242613	501346
2)	65310945	58608132	57881815	12209737	19690843	42038	122185
3)	118631621	96107663	118423473	10196320	10665717	1784436	10017572
4)	75431133	67360931	73291156	11815357	14131928	66506	593258
5)	4697153	4276143	4683060	1782479	1799678	0	111937
6)	7398205	7060971	6397186	1292794	2322367	6480	219579
	353429266	311470666	339954146	54777559	69062430	2142073	11565877

TABLE A

**SELECTED FINANCIAL ACTIVITY OF POLITICAL COMMITTEES
AND THEIR ASSISTANCE TO CANDIDATES BY OFFICE AND PARTY**

NON-PARTY

1) CORPORATIONS

2) LABOR ORGANIZATIONS

3) NO CONNECTED ORGANIZATIONS

4) TRADE/MEMBERSHIP/HEALTH

5) COOPERATIVES

6) CORPORATIONS WITHOUT STOCK

GRAND TOTAL

LINE #	CANDIDATE ACTIVITY									EXPEND FOR	EXPEND AGAINST
	TOTAL CONTRIB TO CANDID	IN-KIND CONTRIB TO CANDID	CONTRIB CANDID 1985	CONTRIB SENATE DEMOCRATS	CONTRIB HOUSE DEMOCRATS	CONTRIB SENATE REPUBLICAN	CONTRIB HOUSE REPUBLICAN	CONTRIB ALL OTHER CANDID			
1)	49566619	99839	16356763	5920971	13351218	15800203	14474865	20112	26745	0	
2)	31038885	210893	6744946	7208369	21473334	699749	1628668	28765	96172	1250	
3)	19410358	1282898	3146938	4444605	6736859	3654913	4558399	25582	4559275	1144466	
4)	34551531	387135	9032922	4290008	12587340	6246085	11408953	19145	4054326	72467	
5)	2671545	1370	918185	365060	1144513	374475	787497	0	6550	0	
6)	2600780	146022	839998	467360	845877	675445	610098	2000	190772	142318	
	139839718	2128157	37039752	22696373	56139141	27450870	33468480	95604	8933840	1360501	

TABLE A

**SELECTED FINANCIAL ACTIVITY OF POLITICAL COMMITTEES
AND THEIR ASSISTANCE TO CANDIDATES BY OFFICE AND PARTY**

NON-PARTY

1) CORPORATIONS

2) LABOR ORGANIZATIONS

3) NO CONNECTED ORGANIZATIONS

4) TRADE/MEMBERSHIP/HEALTH

5) COOPERATIVES

6) CORPORATIONS WITHOUT STOCK

GRAND TOTAL

CONTRIBUTIONS TO CANDIDATES

LINE #	PRES	SEN	HSE	INC	SENATE CHL	OPEN	INC	HOUSE CHL	OPEN
1)	15462	21721324	27829833	14063768	2759828	4897728	23728846	1117009	2983978
2)	26465	7908118	23104302	2780036	3194305	1933777	15069183	4418976	3616143
3)	10489	8101261	11298608	3498628	2449112	2153521	6266218	2410808	2621582
4)	15395	10536093	24000043	6739983	1648098	2148012	19865850	1316522	2817671
5)	0	739535	1932010	495050	148435	96050	1719271	47400	165339
6)	1750	1143055	1455975	781050	190067	171938	1219245	80727	156003
	69561	50149386	89620771	28358515	10389845	11401026	67868613	9391442	12360716

TABLE B

SELECTED FINANCIAL ACTIVITY OF POLITICAL COMMITTEES
SUMMARY INFORMATION

COMMITTEE GROUPS	TOTAL RECEIPTS	TOTAL DISBURSE	LATEST CASH ON HAND	DEBTS OWED TO	DEBTS OWED BY	CONTRIB TO CANDIDATES	EXPEND ON BEHALF OF CANDID	EXPEND AGAINST CANDID	\$ OF CHGES
CORPORATIONS	81960209	79277456	20451897	242613	501346	49566619	26745	0	1906
LABOR ORGANIZATIONS	65310945	57881815	19690843	42038	122185	31038885	96172	1250	417
NO CONNECTED ORGANIZATIONS	118631621	118423473	10665717	1784436	10017572	19410358	4559275	1144466	1270
TRADE/MEMBERSHIP/HEALTH	75431133	73291156	14131928	66506	593258	34551531	4054326	72467	789
COOPERATIVES	4697153	4683060	1799678	0	111937	2671545	6550	0	57
CORPORATIONS WITHOUT STOCK	7398205	6397186	2322367	6480	219579	2600780	190772	142318	157
TOTAL	353429266	339954146	69062430	2142073	11565877	139839718	8933840	1360501	4596

TABLE C

**CONTRIBUTIONS TO CANDIDATES FROM POLITICAL COMMITTEES
BY CANDIDATES' PARTY**

COMMITTEE GROUPS	NON-PARTY					
	DEMOCRATIC			REPUBLICAN		
	#	\$	%	#	\$	%
CORPORATIONS	22953	19293883	38.925	31111	30268086	61.065
LABOR ORGANIZATIONS	12927	28706168	92.485	1311	2330417	7.508
NO CONNECTED ORGANIZATIONS	6625	11186953	57.634	4950	8208312	42.288
TRADE/MEMBERSHIP/HEALTH	13711	16893743	48.894	13170	17654038	51.095
COOPERATIVES	1156	1509573	56.506	851	1161972	43.494
CORPORATIONS WITHOUT STOCK	1364	1314987	50.561	1332	1285543	49.429
TOTAL	58736	78905307	56.426	52725	60908368	43.556

COMMITTEE GROUPS	OTHER			TOTALS			COMMIT MAKING CONTRIB	
	#	\$	%	#	\$	%	#	%
CORPORATIONS	10	4650	0.009	54074	49566619	100.000	1584	83.106
LABOR ORGANIZATIONS	5	2300	0.007	14243	31038885	100.000	261	62.590
NO CONNECTED ORGANIZATIONS	12	15093	0.078	11587	19410358	100.000	576	45.354
TRADE/MEMBERSHIP/HEALTH	3	3750	0.011	26884	34551531	100.000	598	75.792
COOPERATIVES	0	0	0.000	2007	2671545	100.000	51	89.474
CORPORATIONS WITHOUT STOCK	1	250	0.010	2697	2600780	100.000	117	74.522
TOTAL	31	26043	0.019	111492	139839718	100.000	3187	69.343

TABLE D

**CONTRIBUTIONS TO CANDIDATES FROM POLITICAL COMMITTEES BY OFFICE
INCUMBENT/CHALLENGER-OTHER/OPEN-SEAT CANDIDATE STATUS, AND PARTY**

NON-PARTY

****PRESIDENTIAL****

INCUMBENT

COMMITTEE GROUPS	DEMOCRATIC			REPUBLICAN			OTHER			SUBTOTAL		
	#	\$	%	#	\$	%	#	\$	%	#	\$	%
CORPORATIONS	0	0	0.000	9	-6482	-41.922	0	0	0.000	9	-6482	-41.922
LABOR ORGANIZATIONS	0	0	0.000	1	2000	7.557	0	0	0.000	1	2000	7.557
NO CONNECTED ORGANIZATIONS	0	0	0.000	1	-5000	-47.669	0	0	0.000	1	-5000	-47.669
TRADE/MEMBERSHIP/HEALTH	0	0	0.000	1	-1000	-6.496	0	0	0.000	1	-1000	-6.496
COOPERATIVES	0	0	0.000	0	0	0.000	0	0	0.000	0	0	0.000
CORPORATIONS WITHOUT STOCK	0	0	0.000	0	0	0.000	0	0	0.000	0	0	0.000
TOTAL	0	0	0.000	12	-10482	-15.069	0	0	0.000	12	-10482	-15.069

CHALLENGER/OTHER

COMMITTEE GROUPS	DEMOCRATIC			REPUBLICAN			OTHER			SUBTOTAL		
	#	\$	%	#	\$	%	#	\$	%	#	\$	%
CORPORATIONS	32	21694	140.305	4	-500	-3.234	2	750	4.851	38	21944	141.922
LABOR ORGANIZATIONS	20	24465	92.443	0	0	0.000	0	0	0.000	20	24465	92.443
NO CONNECTED ORGANIZATIONS	9	5489	52.331	0	0	0.000	1	10000	95.338	10	15489	147.669
TRADE/MEMBERSHIP/HEALTH	18	16395	106.496	0	0	0.000	0	0	0.000	18	16395	106.496
COOPERATIVES	0	0	0.000	0	0	0.000	0	0	0.000	0	0	0.000
CORPORATIONS WITHOUT STOCK	5	1750	100.000	0	0	0.000	0	0	0.000	5	1750	100.000
TOTAL	84	69793	100.334	4	-500	-0.719	3	10750	15.454	91	80043	115.069

TABLE D

**CONTRIBUTIONS TO CANDIDATES FROM POLITICAL COMMITTEES BY OFFICE
INCUMBENT/CHALLENGER-OTHER/OPEN-SEAT CANDIDATE STATUS, AND PARTY**

NON-PARTY

****PRESIDENTIAL****

OPEN SEAT

COMMITTEE GROUPS	DEMOCRATIC			REPUBLICAN			OTHER			SUBTOTAL		
	#	\$	%	#	\$	%	#	\$	%	#	\$	%
CORPORATIONS	0	0	0.000	0	0	0.000	0	0	0.000	0	0	0.000
LABOR ORGANIZATIONS	0	0	0.000	0	0	0.000	0	0	0.000	0	0	0.000
NO CONNECTED ORGANIZATIONS	0	0	0.000	0	0	0.000	0	0	0.000	0	0	0.000
TRADE/MEMBERSHIP/HEALTH	0	0	0.000	0	0	0.000	0	0	0.000	0	0	0.000
COOPERATIVES	0	0	0.000	0	0	0.000	0	0	0.000	0	0	0.000
CORPORATIONS WITHOUT STOCK	0	0	0.000	0	0	0.000	0	0	0.000	0	0	0.000
TOTAL	0	0	0.000	0	0	0.000	0	0	0.000	0	0	0.000

GRAND TOTAL

COMMITTEE GROUPS	#	\$	%
CORPORATIONS	47	15462	100.000
LABOR ORGANIZATIONS	21	26465	100.000
NO CONNECTED ORGANIZATIONS	11	10489	100.000
TRADE/MEMBERSHIP/HEALTH	19	15395	100.000
COOPERATIVES	0	0	0.000
CORPORATIONS WITHOUT STOCK	5	1750	100.000
TOTAL	103	69561	100.000

TABLE D

**CONTRIBUTIONS TO CANDIDATES FROM POLITICAL COMMITTEES BY OFFICE
INCUMBENT/CHALLENGER-OTHER/OPEN-SEAT CANDIDATE STATUS, AND PARTY**

NON-PARTY

****SENATE****

INCUMBENT

COMMITTEE GROUPS	#	DEMOCRATIC \$	%	#	REPUBLICAN \$	%	#	OTHER \$	%	#	SUBTOTAL \$	%
CORPORATIONS	2571	3554011	16.362	6557	10509757	48.385	0	0	0.000	9128	14063768	64.746
LABOR ORGANIZATIONS	725	2138137	27.037	258	641899	8.117	0	0	0.000	983	2780036	35.154
NO CONNECTED ORGANIZATIONS	573	1346465	16.620	939	2152163	26.566	0	0	0.000	1512	3498628	43.186
TRADE/MEMBERSHIP/HEALTH	1365	2260699	21.457	2389	4479284	42.514	0	0	0.000	3754	6739983	63.970
COOPERATIVES	111	187025	25.290	158	308025	41.651	0	0	0.000	269	495050	66.941
CORPORATIONS WITHOUT STOCK	177	253470	22.175	329	527580	46.155	0	0	0.000	506	781050	68.330
TOTAL	5522	9739807	19.422	10630	18618708	37.126	0	0	0.000	16152	28358515	56.548

CHALLENGER/OTHER

COMMITTEE GROUPS	#	DEMOCRATIC \$	%	#	REPUBLICAN \$	%	#	OTHER \$	%	#	SUBTOTAL \$	%
CORPORATIONS	1121	1464164	6.741	816	1295514	5.964	2	150	0.001	1939	2759828	12.706
LABOR ORGANIZATIONS	746	3184755	40.272	8	9550	0.121	0	0	0.000	754	3194305	40.393
NO CONNECTED ORGANIZATIONS	652	1893647	23.375	259	553722	6.835	7	1743	0.022	918	2449112	30.231
TRADE/MEMBERSHIP/HEALTH	627	1282926	12.176	213	365172	3.466	0	0	0.000	840	1648098	15.642
COOPERATIVES	50	132285	17.888	19	16150	2.184	0	0	0.000	69	148435	20.071
CORPORATIONS WITHOUT STOCK	89	147603	12.913	35	42214	3.693	1	250	0.022	125	190067	16.628
TOTAL	3285	8105380	16.162	1350	2282322	4.551	10	2143	0.004	4645	10389845	20.718

TABLE D

**CONTRIBUTIONS TO CANDIDATES FROM POLITICAL COMMITTEES BY OFFICE
INCUMBENT/CHALLENGER-OTHER/OPEN-SEAT CANDIDATE STATUS, AND PARTY**

NON-PARTY

****SENATE****

OPEN SEAT

COMMITTEE GROUPS	\$	DEMOCRATIC \$	%	\$	REPUBLICAN \$	%	\$	OTHER \$	%	\$	SUBTOTAL \$	%
CORPORATIONS	670	902796	4.156	2178	3994932	18.392	0	0	0.000	2848	4897728	22.548
LABOR ORGANIZATIONS	410	1885477	23.842	18	48300	0.611	0	0	0.000	428	1933777	24.453
NO CONNECTED ORGANIZATIONS	400	1204493	14.868	367	949028	11.715	0	0	0.000	767	2153521	26.583
TRADE/MEMBERSHIP/HEALTH	367	746383	7.084	635	1401629	13.303	0	0	0.000	1002	2148012	20.387
COOPERATIVES	23	45750	6.186	34	50300	6.802	0	0	0.000	57	96050	12.988
CORPORATIONS WITHOUT STOCK	42	66287	5.799	67	105651	9.243	0	0	0.000	109	171938	15.042
TOTAL	1912	4851186	9.673	3299	6549840	13.061	0	0	0.000	5211	11401026	22.734

GRAND TOTAL

COMMITTEE GROUPS	\$	\$	%
CORPORATIONS	13915	21721324	100.000
LABOR ORGANIZATIONS	2165	7908118	100.000
NO CONNECTED ORGANIZATIONS	3197	8101261	100.000
TRADE/MEMBERSHIP/HEALTH	5596	10536093	100.000
COOPERATIVES	395	739535	100.000
CORPORATIONS WITHOUT STOCK	740	1143055	100.000
TOTAL	26008	50149386	100.000

TABLE D

**CONTRIBUTIONS TO CANDIDATES FROM POLITICAL COMMITTEES BY OFFICE
INCUMBENT/CHALLENGER-OTHER/OPEN-SEAT CANDIDATE STATUS, AND PARTY**

NON-PARTY

****HOUSE****

INCUMBENT

COMMITTEE GROUPS	DEMOCRATIC			REPUBLICAN			OTHER			SUBTOTAL		
	#	\$	%	#	\$	%	#	\$	%	#	\$	%
CORPORATIONS	16760	12203222	43.849	17220	11525624	41.415	0	0	0.000	33980	23728846	85.264
LABOR ORGANIZATIONS	7707	13558004	58.682	937	1511179	6.541	0	0	0.000	8644	15069183	65.222
NO CONNECTED ORGANIZATIONS	3201	3831808	33.914	1934	2434410	21.546	0	0	0.000	5135	6266218	55.460
TRADE/MEMBERSHIP/HEALTH	9968	10811061	45.046	8257	9054789	37.728	0	0	0.000	18225	19865850	82.774
COOPERATIVES	858	1017313	52.656	566	701958	36.333	0	0	0.000	1424	1719271	88.989
CORPORATIONS WITHOUT STOCK	914	757590	52.033	673	461655	31.708	0	0	0.000	1587	1219245	83.741
TOTAL	39408	42178998	47.064	29587	25689615	28.665	0	0	0.000	68995	67868613	75.729

CHALLENGER/OTHER

COMMITTEE GROUPS	DEMOCRATIC			REPUBLICAN			OTHER			SUBTOTAL		
	#	\$	%	#	\$	%	#	\$	%	#	\$	%
CORPORATIONS	505	306258	1.100	1344	807001	2.900	6	3750	0.013	1855	1117009	4.014
LABOR ORGANIZATIONS	1894	4385447	18.981	26	31479	0.136	4	2050	0.009	1924	4418976	19.126
NO CONNECTED ORGANIZATIONS	885	1449160	12.826	640	959298	8.490	3	2350	0.021	1528	2410808	21.337
TRADE/MEMBERSHIP/HEALTH	517	662675	2.761	488	650097	2.709	3	3750	0.016	1008	1316522	5.485
COOPERATIVES	24	22700	1.175	16	24700	1.278	0	0	0.000	40	47400	2.453
CORPORATIONS WITHOUT STOCK	51	27795	1.909	99	52932	3.636	0	0	0.000	150	80727	5.545
TOTAL	3876	6854035	7.648	2613	2525507	2.818	16	11900	0.013	6505	9391442	10.479

TABLE D

**CONTRIBUTIONS TO CANDIDATES FROM POLITICAL COMMITTEES BY OFFICE
INCUMBENT/CHALLENGER-OTHER/OPEN-SEAT CANDIDATE STATUS, AND PARTY**

HON-PARTY

****HOUSE****

OPEN SEAT

COMMITTEE GROUPS	DEMOCRATIC			REPUBLICAN			OTHER			SUBTOTAL		
	#	\$	%	#	\$	%	#	\$	%	#	\$	%
CORPORATIONS	1294	841738	3.025	2983	2142240	7.698	0	0	0.000	4277	2983978	10.722
LABOR ORGANIZATIONS	1425	3529883	15.278	63	86010	0.372	1	250	0.001	1489	3616143	15.651
NO CONNECTED ORGANIZATIONS	905	1455891	12.886	810	1164691	10.308	1	1000	0.009	1716	2621582	23.203
TRADE/MEMBERSHIP/HEALTH	849	1113604	4.640	1187	1704067	7.100	0	0	0.000	2036	2817671	11.740
COOPERATIVES	90	104500	5.409	58	60839	3.149	0	0	0.000	148	165339	8.558
CORPORATIONS WITHOUT STOCK	86	60492	4.155	129	95511	6.560	0	0	0.000	215	156003	10.715
TOTAL	4649	7106108	7.929	5230	5253358	5.862	2	1250	0.001	9881	12360716	13.792

GRAND TOTAL

COMMITTEE GROUPS	#	\$	%
CORPORATIONS	40112	27829833	100.000
LABOR ORGANIZATIONS	12057	23104302	100.000
NO CONNECTED ORGANIZATIONS	8379	11298608	100.000
TRADE/MEMBERSHIP/HEALTH	21269	24000043	100.000
COOPERATIVES	1612	1932010	100.000
CORPORATIONS WITHOUT STOCK	1952	1455975	100.000
TOTAL	85381	89620771	100.000

TABLE D
-----CONTRIBUTIONS TO CANDIDATES FROM POLITICAL COMMITTEES BY OFFICE
INCUMBENT/CHALLENGER-OTHER/OPEN-SEAT CANDIDATE STATUS, AND PARTY

NON-PARTY

ALL FEDERAL CANDIDATES

COMMITTEE GROUPS	INCUMBENT											
	#	DEMOCRATIC \$	%	#	REPUBLICAN \$	%	#	OTHER \$	%	#	SUBTOTAL \$	%
CORPORATIONS	19331	15757233	31.790	23786	22028899	44.443	0	0	0.000	43117	37786132	76.233
LABOR ORGANIZATIONS	8432	15696141	50.569	1196	2155078	6.943	0	0	0.000	9628	17851219	57.512
NO CONNECTED ORGANIZATIONS	3774	5178273	26.678	2874	4581573	23.604	0	0	0.000	6648	9759846	50.282
TRADE/MEMBERSHIP/HEALTH	11333	13071760	37.833	10647	13533073	39.168	0	0	0.000	21980	26604833	77.000
COOPERATIVES	969	1204338	45.080	724	1009983	37.805	0	0	0.000	1693	2214321	82.885
CORPORATIONS WITHOUT STOCK	1091	1011060	38.875	1002	989235	38.036	0	0	0.000	2093	2000295	76.911
TOTAL	44930	51918805	37.127	40229	44297841	31.678	0	0	0.000	85159	96216646	68.805

COMMITTEE GROUPS	CHALLENGER/OTHER											
	#	DEMOCRATIC \$	%	#	REPUBLICAN \$	%	#	OTHER \$	%	#	SUBTOTAL \$	%
CORPORATIONS	1658	1792116	3.616	2164	2102015	4.241	10	4650	0.009	3832	3898781	7.866
LABOR ORGANIZATIONS	2660	7594667	24.468	34	41029	0.132	4	2050	0.007	2698	7637746	24.607
NO CONNECTED ORGANIZATIONS	1546	3348296	17.250	899	1513020	7.795	11	14093	0.073	2456	4875409	25.118
TRADE/MEMBERSHIP/HEALTH	1162	1961996	5.678	701	1015269	2.938	3	3750	0.011	1866	2981015	8.628
COOPERATIVES	74	154985	5.801	35	40850	1.529	0	0	0.000	109	195835	7.330
CORPORATIONS WITHOUT STOCK	145	177148	6.811	134	95146	3.658	1	250	0.010	280	272544	10.479
TOTAL	7245	15029208	10.747	3967	4807329	3.438	29	24793	0.018	11241	19861330	14.203

TABLE D

**CONTRIBUTIONS TO CANDIDATES FROM POLITICAL COMMITTEES BY OFFICE
INCUMBENT/CHALLENGER-OTHER/OPEN-SEAT CANDIDATE STATUS, AND PARTY**

NON-PARTY

****ALL FEDERAL CANDIDATES****

OPEN SEAT

COMMITTEE GROUPS	DEMOCRATIC			REPUBLICAN			OTHER			SUBTOTAL		
	#	\$	%	#	\$	%	#	\$	%	#	\$	%
CORPORATIONS	1964	1744534	3.520	5161	6137172	12.382	0	0	0.000	7125	7881706	15.901
LABOR ORGANIZATIONS	1835	5415360	17.447	81	134310	0.433	1	250	0.001	1917	5549920	17.881
NO CONNECTED ORGANIZATIONS	1305	2660384	13.706	1177	2113719	10.890	1	1000	0.005	2483	4775103	24.601
TRADE/MEMBERSHIP/HEALTH	1216	1859987	5.383	1822	3105696	8.989	0	0	0.000	3038	4965683	14.372
COOPERATIVES	113	150250	5.624	92	111139	4.160	0	0	0.000	205	261389	9.784
CORPORATIONS WITHOUT STOCK	128	126779	4.875	196	201162	7.735	0	0	0.000	324	327941	12.609
TOTAL	6561	11957294	8.551	8529	11803198	8.441	2	1250	0.001	15092	23761742	16.992

GRAND TOTAL

COMMITTEE GROUPS	#	\$	%
CORPORATIONS	54074	49566619	100.000
LABOR ORGANIZATIONS	14243	31038885	100.000
NO CONNECTED ORGANIZATIONS	11587	19410358	100.000
TRADE/MEMBERSHIP/HEALTH	26884	34551531	100.000
COOPERATIVES	2007	2671545	100.000
CORPORATIONS WITHOUT STOCK	2697	2600780	100.000
TOTAL	111492	139839718	100.000

TABLE F

TOTAL RECEIPTS OF POLITICAL COMMITTEES
BY RECEIPT AMOUNT

NON-PARTY

COMMITTEE GROUPS	#	\$0		#	\$1 - 9,999		#	\$10,000 - 29,999		#	\$30,000 - 99,999	
		\$	%		\$	%		\$	%		\$	%
CORPORATION	225	0	0.00	596	2462325	3.00	437	8066530	9.84	439	24305881	29.66
LABOR ORGANIZATION	55	0	0.00	125	382557	0.59	69	1287087	1.97	73	4071550	6.23
NO CONNECTED ORGANIZATION	424	-25	-0.00	434	1308050	1.10	169	3042643	2.56	127	7002454	5.90
TRADE/MEMBERSHIP/HEALTH	117	0	0.00	220	939430	1.25	173	3200877	4.24	153	8255888	10.94
COOPERATIVE	4	0	0.00	19	63745	1.36	15	275710	5.87	13	730681	15.56
CORPORATION WITHOUT STOCK	19	0	0.00	65	217150	2.94	36	651127	8.80	23	1201954	16.25
TOTAL	844	-25	-0.00	1459	5373257	1.52	899	16523974	4.68	828	45568408	12.89

COMMITTEE GROUPS	#	\$100,000 - 499,999		#	\$500,000 - 999,999		#	\$1,000,000 AND UP		#	TOTALS	
		\$	%		\$	%		\$	%		\$	%
CORPORATION	200	40738556	49.71	8	4566296	5.57	1	1820621	2.22	1906	81960209	100.00
LABOR ORGANIZATION	64	14545498	22.27	10	6947198	10.64	21	38077055	58.30	417	65310945	100.00
NO CONNECTED ORGANIZATION	75	15120842	12.75	19	13463077	11.35	22	78694580	66.34	1270	118631621	100.00
TRADE/MEMBERSHIP/HEALTH	100	21023283	27.87	14	9474738	12.56	12	32536917	43.13	789	75431133	100.00
COOPERATIVE	3	675726	14.39	2	1381323	29.41	1	1569968	33.42	57	4697153	100.00
CORPORATION WITHOUT STOCK	11	2047829	27.68	1	942067	12.73	2	2338078	31.60	157	7398205	100.00
TOTAL	453	94151734	26.64	54	36774699	10.41	59	155037219	43.87	4596	353429266	100.00

TABLE G

CONTRIBUTIONS TO CANDIDATES FROM SEVEN TOTAL RECEIPT CLASSES OF
POLITICAL COMMITTEES BY CONTRIBUTION AMOUNT

NON-PARTY

TOTAL RECEIPT CLASSES		\$0 - 99			\$100 - 249			\$250 - 499			\$500 - 999		
		#	\$	%	#	\$	%	#	\$	%	#	\$	%
UNDER	\$1	5	274	0.26	30	4565	4.35	58	14870	14.16	65	32065	30.53
\$	1 TO \$ 9,999	199	8197	0.28	986	147582	5.06	1608	450009	15.44	1592	867440	29.77
\$	10,000 TO \$ 29,999	275	9154	0.12	1099	165035	2.10	3428	923343	11.73	3866	2071970	26.32
\$	30,000 TO \$ 99,999	348	7500	0.03	1503	225331	0.96	8756	2321113	9.85	10386	5608675	23.79
\$	100,000 TO \$499,999	449	5790	0.01	950	149224	0.31	9000	2379945	4.91	13894	7635516	15.76
\$	500,000 TO \$999,999	88	1597	0.01	115	16857	0.12	929	245207	1.78	2043	1137618	8.25
\$1 MILL.	& UP	174	2561	0.01	189	30250	0.07	686	185084	0.43	1482	805103	1.87
TOTALS		1538	35073	0.03	4872	738844	0.53	24465	6519571	4.66	33328	18158387	12.99

TOTAL RECEIPT CLASSES		\$1,000 - 2,499			\$2,500 - 4,999			\$5,000 AND UP			TOTALS			COMMITTEES
		#	\$	%	#	\$	%	#	\$	%	#	\$	%	
UNDER	\$1	39	44770	42.62	0	0	0.00	1	8500	8.09	198	105044	100.00	73
\$	1 TO \$ 9,999	923	1108200	38.03	59	185357	6.36	25	147280	5.05	5392	2914065	100.00	991
\$	10,000 TO \$ 29,999	2603	3149984	40.01	263	820877	10.43	119	733113	9.31	11653	7873476	100.00	790
\$	30,000 TO \$ 99,999	7817	9739284	41.31	947	2968527	12.59	437	2703321	11.47	30194	23573751	100.00	791
\$	100,000 TO \$499,999	13884	18015428	37.19	2886	9218059	19.03	1728	11036464	22.78	42791	48440426	100.00	436
\$	500,000 TO \$999,999	3176	4265850	30.93	915	2879874	20.88	794	5243588	38.02	8060	13790591	100.00	50
\$1 MILL.	& UP	4178	5922327	13.73	2671	8711798	20.19	3825	27485342	63.71	13205	43142465	100.00	56
TOTALS		32620	42245843	30.21	7741	24784492	17.72	6929	47357608	33.87	111493	139839818	100.00	3187

TABLE H

LATEST CASH-ON-HAND OF POLITICAL COMMITTEES
BY CASH-ON-HAND AMOUNT

NON-PARTY

COMMITTEE GROUPS	\$0			\$1 - 999			\$1,000 - 4,999			\$5,000 - 9,999		
	#	\$	%	#	\$	%	#	\$	%	#	\$	%
CORPORATION	311	0	0.00	260	104593	0.51	515	1405895	6.87	292	2092392	10.23
LABOR ORGANIZATION	83	-206	-0.00	65	30311	0.15	85	232401	1.18	32	237264	1.20
NO CONNECTED ORGANIZATION	508	-1162	-0.01	307	101557	0.95	231	584470	5.48	75	523964	4.91
TRADE/MEMBERSHIP/HEALTH	123	0	0.00	137	55926	0.40	188	506570	3.58	109	770252	5.45
COOPERATIVE	2	0	0.00	13	5933	0.33	16	46733	2.60	7	53275	2.96
CORPORATION WITHOUT STOCK	23	0	0.00	40	15589	0.67	46	109241	4.70	17	123008	5.30
TOTAL	1050	-1368	-0.00	822	313909	0.45	1081	2885310	4.18	532	3800155	5.50

COMMITTEE GROUPS	\$10,000 - 24,999			\$25,000 - 99,999			\$100,000 AND UP			TOTALS		
	#	\$	%	#	\$	%	#	\$	%	#	\$	%
CORPORATION	325	5154160	25.20	181	7934110	38.79	22	3760747	18.39	1906	20451897	100.00
LABOR ORGANIZATION	55	908610	4.61	56	3061511	15.55	41	15220952	77.30	417	19690843	100.00
NO CONNECTED ORGANIZATION	68	1042413	9.77	64	3170081	29.72	17	5244394	49.17	1270	10665717	100.00
TRADE/MEMBERSHIP/HEALTH	109	1753292	12.41	92	4324469	30.60	31	6721419	47.56	789	14131928	100.00
COOPERATIVE	11	181530	10.09	6	264482	14.70	2	1247725	69.33	57	1799678	100.00
CORPORATION WITHOUT STOCK	22	363094	15.63	5	214337	9.23	4	1497098	64.46	157	2322367	100.00
TOTAL	590	9403099	13.62	404	18968990	27.47	117	33692335	48.79	4596	69062430	100.00

TABLE I

CONTRIBUTIONS TO CANDIDATES FROM SEVEN LATEST CASH-ON-HAND CLASSES OF
POLITICAL COMMITTEES BY CONTRIBUTION AMOUNT

NON-PARTY

CASH-ON-HAND CLASSES	#	\$0 - 99		#	\$100 - 249		#	\$250 - 499		#	\$500 - 999	
		\$	%		\$	%		\$	%		\$	%
UNDER \$1	37	1068	0.09	139	22028	1.93	539	139980	12.26	515	273378	23.93
\$ 1 TO \$ 999	277	10776	0.30	760	108903	3.01	1309	357581	9.88	1416	764806	21.14
\$ 1,000 TO \$ 4,999	279	8812	0.07	1422	222143	1.72	4807	1292702	10.01	5507	2981099	23.09
\$ 5,000 TO \$ 9,999	138	3889	0.03	590	84940	0.72	3820	1021359	8.66	4704	2544312	21.57
\$10,000 TO \$24,999	274	5404	0.02	1067	165353	0.75	6003	1604386	7.28	7949	4317442	19.58
\$25,000 TO \$99,999	354	4138	0.01	608	90517	0.22	6112	1610393	3.96	9400	5143105	12.63
\$100,000 & UP	179	986	0.00	286	44960	0.09	1875	493170	1.04	3837	2134245	4.48
TOTALS	1538	35073	0.03	4872	738844	0.53	24465	6519571	4.66	33328	18158387	12.99

CASH-ON-HAND CLASSES	#	\$1,000 - 2,499		#	\$2,500 - 4,999		#	\$5,000 AND UP		#	TOTALS		COMMITTEES
		\$	%		\$	%		\$	%		\$	%	
UNDER \$1	411	480960	42.11	19	57994	5.08	24	166768	14.60	1684	1142176	100.00	197
\$ 1 TO \$ 999	1029	1261162	34.85	126	414585	11.46	114	700683	19.36	5031	3618496	100.00	541
\$ 1,000 TO \$ 4,999	3816	4747527	36.77	508	1613360	12.49	323	2047382	15.86	16662	12913025	100.00	926
\$ 5,000 TO \$ 9,999	3818	4789141	40.60	514	1610516	13.65	268	1742970	14.77	13852	11797127	100.00	478
\$10,000 TO \$24,999	6701	8470465	38.42	1133	3614875	16.40	612	3868771	17.55	23739	22046696	100.00	546
\$25,000 TO \$99,999	9780	12768547	31.37	2462	7954799	19.54	1983	13137170	32.27	30699	40708669	100.00	388
\$100,000 & UP	7065	9728041	20.43	2979	9518363	19.99	3605	25693864	53.96	19826	47613629	100.00	111
TOTALS	32620	42245843	30.21	7741	24784492	17.72	6929	47357608	33.87	111493	139839818	100.00	3187

TABLE J

EXPENDITURES ON BEHALF OF CANDIDATES FROM POLITICAL COMMITTEES
BY CANDIDATES' PARTY

NON-PARTY								
COMMITTEE GROUPS	DEMOCRATIC			REPUBLICAN				
	#	\$	%	#	\$	%		
CORPORATIONS	10	5165	19.312	32	21580	80.688		
LABOR ORGANIZATIONS	33	89172	92.721	4	7000	7.279		
NO CONNECTED ORGANIZATIONS	406	2016423	44.227	212	2536685	55.638		
TRADE/MEMBERSHIP/HEALTH	46	1356914	33.468	83	2697412	66.532		
COOPERATIVES	1	2000	30.534	5	4550	69.466		
CORPORATIONS WITHOUT STOCK	23	35720	18.724	233	154917	81.205		
TOTAL	519	3505394	39.237	569	5422144	60.692		

COMMITTEE GROUPS	OTHER			TOTALS			COMMIT MAKING EXPEND	
	#	\$	%	#	\$	%	#	%
CORPORATIONS	0	0	0.000	42	26745	100.000	21	1.102
LABOR ORGANIZATIONS	0	0	0.000	37	96172	100.000	24	5.755
NO CONNECTED ORGANIZATIONS	1	6167	0.135	619	4559275	100.000	71	5.591
TRADE/MEMBERSHIP/HEALTH	0	0	0.000	129	4054326	100.000	28	3.549
COOPERATIVES	0	0	0.000	6	6550	100.000	4	7.018
CORPORATIONS WITHOUT STOCK	1	135	0.071	257	190772	100.000	8	5.096
TOTAL	2	6302	0.071	1090	8933840	100.000	156	3.394

TABLE K

EXPENDITURES ON BEHALF OF CANDIDATES FROM POLITICAL COMMITTEES BY OFFICE
INCUMBENT/CHALLENGER-OTHER/OPEN-SEAT CANDIDATE STATUS, AND PARTY

NON-PARTY

PRESIDENTIAL

INCUMBENT

COMMITTEE GROUPS	#	DEMOCRATIC		#	REPUBLICAN		#	OTHER		#	SUBTOTAL	
		\$	%		\$	%		\$	%		\$	%
CORPORATIONS	0	0	0.000	0	0	0.000	0	0	0.000	0	0	0.000
LABOR ORGANIZATIONS	0	0	0.000	0	0	0.000	0	0	0.000	0	0	0.000
NO CONNECTED ORGANIZATIONS	0	0	0.000	5	718780	94.116	0	0	0.000	5	718780	94.116
TRADE/MEMBERSHIP/HEALTH	0	0	0.000	0	0	0.000	0	0	0.000	0	0	0.000
COOPERATIVES	0	0	0.000	0	0	0.000	0	0	0.000	0	0	0.000
CORPORATIONS WITHOUT STOCK	0	0	0.000	0	0	0.000	0	0	0.000	0	0	0.000
TOTAL	0	0	0.000	5	718780	90.419	0	0	0.000	5	718780	90.419

CHALLENGER/OTHER

COMMITTEE GROUPS	#	DEMOCRATIC		#	REPUBLICAN		#	OTHER		#	SUBTOTAL	
		\$	%		\$	%		\$	%		\$	%
CORPORATIONS	0	0	0.000	0	0	0.000	0	0	0.000	0	0	0.000
LABOR ORGANIZATIONS	4	31232	100.000	0	0	0.000	0	0	0.000	4	31232	100.000
NO CONNECTED ORGANIZATIONS	6	44935	5.884	0	0	0.000	0	0	0.000	6	44935	5.884
TRADE/MEMBERSHIP/HEALTH	0	0	0.000	0	0	0.000	0	0	0.000	0	0	0.000
COOPERATIVES	0	0	0.000	0	0	0.000	0	0	0.000	0	0	0.000
CORPORATIONS WITHOUT STOCK	0	0	0.000	0	0	0.000	0	0	0.000	0	0	0.000
TOTAL	10	76167	9.581	0	0	0.000	0	0	0.000	10	76167	9.581

TABLE X

EXPENDITURES ON BEHALF OF CANDIDATES FROM POLITICAL COMMITTEES BY OFFICE
INCUMBENT/CHALLENGER-OTHER/OPEN-SEAT CANDIDATE STATUS, AND PARTY

NON-PARTY

PRESIDENTIAL

OPEN SEAT

COMMITTEE GROUPS	#	\$	%	#	\$	%	#	\$	%	#	\$	%
CORPORATIONS	0	0	0.000	0	0	0.000	0	0	0.000	0	0	0.000
LABOR ORGANIZATIONS	0	0	0.000	0	0	0.000	0	0	0.000	0	0	0.000
NO CONNECTED ORGANIZATIONS	0	0	0.000	0	0	0.000	0	0	0.000	0	0	0.000
TRADE/MEMBERSHIP/HEALTH	0	0	0.000	0	0	0.000	0	0	0.000	0	0	0.000
COOPERATIVES	0	0	0.000	0	0	0.000	0	0	0.000	0	0	0.000
CORPORATIONS WITHOUT STOCK	0	0	0.000	0	0	0.000	0	0	0.000	0	0	0.000
TOTAL	0	0	0.000	0	0	0.000	0	0	0.000	0	0	0.000

GRAND TOTAL

COMMITTEE GROUPS	#	\$	%
CORPORATIONS	0	0	0.000
LABOR ORGANIZATIONS	4	31232	100.000
NO CONNECTED ORGANIZATIONS	11	763715	100.000
TRADE/MEMBERSHIP/HEALTH	0	0	0.000
COOPERATIVES	0	0	0.000
CORPORATIONS WITHOUT STOCK	0	0	0.000
TOTAL	15	794947	100.000

TABLE K

**EXPENDITURES ON BEHALF OF CANDIDATES FROM POLITICAL COMMITTEES BY OFFICE
INCUMBENT/CHALLENGER-OTHER/OPEN-SEAT CANDIDATE STATUS, AND PARTY**

NON-PARTY

****SENATE****

INCUMBENT

COMMITTEE GROUPS	DEMOCRATIC			REPUBLICAN			OTHER			SUBTOTAL		
	#	\$	%	#	\$	%	#	\$	%	#	\$	%
CORPORATIONS	1	1000	13.945	2	643	8.967	0	0	0.000	3	1643	22.912
LABOR ORGANIZATIONS	1	2209	52.483	1	1000	23.759	0	0	0.000	2	3209	76.241
NO CONNECTED ORGANIZATIONS	17	220655	11.451	45	1255744	65.165	0	0	0.000	62	1476399	76.616
TRADE/MEMBERSHIP/HEALTH	7	11186	0.476	22	687485	29.279	0	0	0.000	29	698671	29.755
COOPERATIVES	0	0	0.000	1	500	100.000	0	0	0.000	1	500	100.000
CORPORATIONS WITHOUT STOCK	1	933	1.616	20	20541	35.577	0	0	0.000	21	21474	37.193
TOTAL	27	235983	5.432	91	1965913	45.249	0	0	0.000	118	2201896	50.680

CHALLENGER/OTHER

COMMITTEE GROUPS	DEMOCRATIC			REPUBLICAN			OTHER			SUBTOTAL		
	#	\$	%	#	\$	%	#	\$	%	#	\$	%
CORPORATIONS	0	0	0.000	0	0	0.000	0	0	0.000	0	0	0.000
LABOR ORGANIZATIONS	0	0	0.000	0	0	0.000	0	0	0.000	0	0	0.000
NO CONNECTED ORGANIZATIONS	16	99051	5.140	8	45210	2.346	0	0	0.000	24	144261	7.486
TRADE/MEMBERSHIP/HEALTH	7	557232	23.732	3	77957	3.320	0	0	0.000	10	635189	27.052
COOPERATIVES	0	0	0.000	0	0	0.000	0	0	0.000	0	0	0.000
CORPORATIONS WITHOUT STOCK	1	22972	39.787	11	6426	11.130	0	0	0.000	12	29398	50.917
TOTAL	24	679255	15.634	22	129593	2.983	0	0	0.000	46	808848	18.617

TABLE K

EXPENDITURES ON BEHALF OF CANDIDATES FROM POLITICAL COMMITTEES BY OFFICE
INCUMBENT/CHALLENGER-OTHER/OPEN-SEAT CANDIDATE STATUS, AND PARTY

NON-PARTY

SENATE

OPEN SEAT

COMMITTEE GROUPS	DEMOCRATIC			REPUBLICAN			OTHER			SUBTOTAL		
	#	\$	%	#	\$	%	#	\$	%	#	\$	%
CORPORATIONS	1	523	7.293	1	5005	69.795	0	0	0.000	2	5528	77.088
LABOR ORGANIZATIONS	1	1000	23.759	0	0	0.000	0	0	0.000	1	1000	23.759
NO CONNECTED ORGANIZATIONS	14	79393	4.120	10	226961	11.778	0	0	0.000	24	306354	15.898
TRADE/MEMBERSHIP/HEALTH	1	228	0.010	8	1013974	43.183	0	0	0.000	9	1014202	43.193
COOPERATIVES	0	0	0.000	0	0	0.000	0	0	0.000	0	0	0.000
CORPORATIONS WITHOUT STOCK	0	0	0.000	8	6865	11.890	0	0	0.000	8	6865	11.890
TOTAL	17	81144	1.868	27	1252805	28.835	0	0	0.000	44	1333949	30.703

GRAND TOTAL

COMMITTEE GROUPS	#	\$	%
CORPORATIONS	5	7171	100.000
LABOR ORGANIZATIONS	3	4209	100.000
NO CONNECTED ORGANIZATIONS	110	1927014	100.000
TRADE/MEMBERSHIP/HEALTH	48	2348062	100.000
COOPERATIVES	1	500	100.000
CORPORATIONS WITHOUT STOCK	41	57737	100.000
TOTAL	208	4344693	100.000

TABLE K

EXPENDITURES ON BEHALF OF CANDIDATES FROM POLITICAL COMMITTEES BY OFFICE
INCUMBENT/CHALLENGER-OTHER/OPEN-SEAT CANDIDATE STATUS, AND PARTY

NON-PARTY

HOUSE

INCUMBENT

COMMITTEE GROUPS	DEMOCRATIC			REPUBLICAN			OTHER			SUBTOTAL		
	#	\$	%	#	\$	%	#	\$	%	#	\$	%
CORPORATIONS	7	3609	18.438	20	12301	62.844	0	0	0.000	27	15910	81.281
LABOR ORGANIZATIONS	19	27396	45.110	3	6000	9.880	0	0	0.000	22	33396	54.990
NO CONNECTED ORGANIZATIONS	257	1214135	64.978	81	249730	13.365	0	0	0.000	338	1463865	78.342
TRADE/MEMBERSHIP/HEALTH	20	138719	8.130	33	86326	5.059	0	0	0.000	53	225045	13.189
COOPERATIVES	1	2000	33.058	3	4000	66.116	0	0	0.000	4	6000	99.174
CORPORATIONS WITHOUT STOCK	19	11750	8.832	116	75114	56.462	0	0	0.000	135	86864	65.294
TOTAL	323	1397609	36.835	256	433471	11.425	0	0	0.000	579	1831080	48.260

CHALLENGER/OTHER

COMMITTEE GROUPS	DEMOCRATIC			REPUBLICAN			OTHER			SUBTOTAL		
	#	\$	%	#	\$	%	#	\$	%	#	\$	%
CORPORATIONS	1	33	0.169	8	3606	18.422	0	0	0.000	9	3639	18.591
LABOR ORGANIZATIONS	8	27335	45.010	0	0	0.000	0	0	0.000	8	27335	45.010
NO CONNECTED ORGANIZATIONS	60	191564	10.252	46	24300	1.300	1	6167	0.330	107	222031	11.883
TRADE/MEMBERSHIP/HEALTH	5	1116	0.065	10	580656	34.031	0	0	0.000	15	581772	34.096
COOPERATIVES	0	0	0.000	1	50	0.826	0	0	0.000	1	50	0.826
CORPORATIONS WITHOUT STOCK	1	42	0.032	46	28616	21.510	1	135	0.101	48	28793	21.643
TOTAL	75	220090	5.801	111	637228	16.795	2	6302	0.166	188	863620	22.762

TABLE K

EXPENDITURES ON BEHALF OF CANDIDATES FROM POLITICAL COMMITTEES BY OFFICE
INCUMBENT/CHALLENGER-OTHER/OPEN-SEAT CANDIDATE STATUS, AND PARTY

NON-PARTY

HOUSE

OPEN SEAT

COMMITTEE GROUPS	DEMOCRATIC			REPUBLICAN			OTHER			SUBTOTAL		
	#	\$	%	#	\$	%	#	\$	%	#	\$	%
CORPORATIONS	0	0	0.000	1	25	0.128	0	0	0.000	1	25	0.128
LABOR ORGANIZATIONS	0	0	0.000	0	0	0.000	0	0	0.000	0	0	0.000
NO CONNECTED ORGANIZATIONS	36	166690	8.921	17	15960	0.854	0	0	0.000	53	182650	9.775
TRADE/MEMBERSHIP/HEALTH	6	648433	38.003	7	251014	14.711	0	0	0.000	13	899447	52.714
COOPERATIVES	0	0	0.000	0	0	0.000	0	0	0.000	0	0	0.000
CORPORATIONS WITHOUT STOCK	1	23	0.017	32	17355	13.045	0	0	0.000	33	17378	13.063
TOTAL	43	815146	21.484	57	284354	7.494	0	0	0.000	100	1099500	28.978

GRAND TOTAL

COMMITTEE GROUPS	#	\$	%
CORPORATIONS	37	19574	100.000
LABOR ORGANIZATIONS	30	60731	100.000
NO CONNECTED ORGANIZATIONS	498	1868546	100.000
TRADE/MEMBERSHIP/HEALTH	81	1706264	100.000
COOPERATIVES	5	6050	100.000
CORPORATIONS WITHOUT STOCK	216	133035	100.000
TOTAL	867	3794200	100.000

TABLE K

**EXPENDITURES ON BEHALF OF CANDIDATES FROM POLITICAL COMMITTEES BY OFFICE
INCUMBENT/CHALLENGER-OTHER/OPEN-SEAT CANDIDATE STATUS, AND PARTY**

NON-PARTY

ALL FEDERAL CANDIDATES

COMMITTEE GROUPS	INCUMBENT									SUBTOTAL		
	#	DEMOCRATIC \$	%	#	REPUBLICAN \$	%	#	OTHER \$	%	#	\$	%
CORPORATIONS	8	4609	17.233	22	12944	48.398	0	0	0.000	30	17553	65.631
LABOR ORGANIZATIONS	20	29605	30.783	4	7000	7.279	0	0	0.000	24	36605	38.062
NO CONNECTED ORGANIZATIONS	274	1434790	31.470	131	2224254	48.785	0	0	0.000	405	3659044	80.255
TRADE/MEMBERSHIP/HEALTH	27	149905	3.697	55	773811	19.086	0	0	0.000	82	923716	22.783
COOPERATIVES	1	2000	30.534	4	4500	68.702	0	0	0.000	5	6500	99.237
CORPORATIONS WITHOUT STOCK	20	12683	6.648	136	95655	50.141	0	0	0.000	156	108338	56.789
TOTAL	350	1633592	18.285	352	3118164	34.903	0	0	0.000	702	4751756	53.188

COMMITTEE GROUPS	CHALLENGER/OTHER									SUBTOTAL		
	#	DEMOCRATIC \$	%	#	REPUBLICAN \$	%	#	OTHER \$	%	#	\$	%
CORPORATIONS	1	33	0.123	8	3606	13.483	0	0	0.000	9	3639	13.606
LABOR ORGANIZATIONS	12	58567	60.898	0	0	0.000	0	0	0.000	12	58567	60.898
NO CONNECTED ORGANIZATIONS	82	335550	7.360	54	69510	1.525	1	6167	0.135	137	411227	9.020
TRADE/MEMBERSHIP/HEALTH	12	558348	13.772	13	658613	16.245	0	0	0.000	25	1216961	30.016
COOPERATIVES	0	0	0.000	1	50	0.763	0	0	0.000	1	50	0.763
CORPORATIONS WITHOUT STOCK	2	23014	12.064	57	35042	18.369	1	135	0.071	60	58191	30.503
TOTAL	109	975512	10.919	133	766821	8.583	2	6302	0.071	244	1748635	19.573

TABLE K

**EXPENDITURES ON BEHALF OF CANDIDATES FROM POLITICAL COMMITTEES BY OFFICE
INCUMBENT/CHALLENGER-OTHER/OPEN-SEAT CANDIDATE STATUS, AND PARTY**

NON-PARTY

****ALL FEDERAL CANDIDATES****

COMMITTEE GROUPS	DEMOCRATIC			OPEN SEAT REPUBLICAN			OTHER			SUBTOTAL		
	#	\$	%	#	\$	%	#	\$	%	#	\$	%
CORPORATIONS	1	523	1.956	2	5030	18.807	0	0	0.000	3	5553	20.763
LABOR ORGANIZATIONS	1	1000	1.040	0	0	0.000	0	0	0.000	1	1000	1.040
NO CONNECTED ORGANIZATIONS	50	246083	5.397	27	242921	5.328	0	0	0.000	77	489004	10.725
TRADE/MEMBERSHIP/HEALTH	7	648661	15.999	15	1264988	31.201	0	0	0.000	22	1913649	47.200
COOPERATIVES	0	0	0.000	0	0	0.000	0	0	0.000	0	0	0.000
CORPORATIONS WITHOUT STOCK	1	23	0.012	40	24220	12.696	0	0	0.000	41	24243	12.708
TOTAL	60	896290	10.033	84	1537159	17.206	0	0	0.000	144	2433449	27.239

GRAND TOTAL			
COMMITTEE GROUPS	#	\$	%
CORPORATIONS	42	26745	100.000
LABOR ORGANIZATIONS	37	96172	100.000
NO CONNECTED ORGANIZATIONS	619	4559275	100.000
TRADE/MEMBERSHIP/HEALTH	129	4054326	100.000
COOPERATIVES	6	6550	100.000
CORPORATIONS WITHOUT STOCK	257	190772	100.000
TOTAL	1090	8933840	100.000

TABLE L

**INDEPENDENT EXPENDITURES AGAINST CANDIDATES FROM POLITICAL COMMITTEES
BY CANDIDATES' PARTY**

NON-PARTY								
COMMITTEE GROUPS	DEMOCRATIC			REPUBLICAN				
	#	\$	%	#	\$	%		
CORPORATIONS	0	0	0.000	0	0	0.000		
LABOR ORGANIZATIONS	0	0	0.000	1	1250	100.000		
NO CONNECTED ORGANIZATIONS	84	752907	65.787	38	391559	34.213		
TRADE/MEMBERSHIP/HEALTH	29	67473	93.109	6	4994	6.891		
COOPERATIVES	0	0	0.000	0	0	0.000		
CORPORATIONS WITHOUT STOCK	4	56547	39.733	7	85771	60.267		
TOTAL	117	876927	64.456	52	483574	35.544		

COMMITTEE GROUPS	OTHER			TOTALS			COMMIT MAKING CONTRIB	
	#	\$	%	#	\$	%	#	%
CORPORATIONS	0	0	0.000	0	0	0.000	0	0.000
LABOR ORGANIZATIONS	0	0	0.000	1	1250	100.000	1	0.240
NO CONNECTED ORGANIZATIONS	0	0	0.000	122	1144466	100.000	27	2.126
TRADE/MEMBERSHIP/HEALTH	0	0	0.000	35	72467	100.000	3	0.380
COOPERATIVES	0	0	0.000	0	0	0.000	0	0.000
CORPORATIONS WITHOUT STOCK	0	0	0.000	11	142318	100.000	2	1.274
TOTAL	0	0	0.000	169	1360501	100.000	33	0.718

TABLE M

INDEPENDENT EXPENDITURES AGAINST CANDIDATES FROM POLITICAL COMMITTEES BY OFFICE
INCUMBENT/CHALLENGER-OTHER/OPEN-SEAT CANDIDATE STATUS, AND PARTY

NON-PARTY

PRESIDENTIAL

INCUMBENT

COMMITTEE GROUPS	DEMOCRATIC			REPUBLICAN			OTHER			SUBTOTAL		
	#	\$	%	#	\$	%	#	\$	%	#	\$	%
CORPORATIONS	0	0	0.000	0	0	0.000	0	0	0.000	0	0	0.000
LABOR ORGANIZATIONS	0	0	0.000	1	1250	100.000	0	0	0.000	1	1250	100.000
NO CONNECTED ORGANIZATIONS	0	0	0.000	1	20974	42.747	0	0	0.000	1	20974	42.747
TRADE/MEMBERSHIP/HEALTH	0	0	0.000	1	-4974	100.000	0	0	0.000	1	-4974	100.000
COOPERATIVES	0	0	0.000	0	0	0.000	0	0	0.000	0	0	0.000
CORPORATIONS WITHOUT STOCK	0	0	0.000	0	0	0.000	0	0	0.000	0	0	0.000
TOTAL	0	0	0.000	3	17250	38.045	0	0	0.000	3	17250	38.045

CHALLENGER/OTHER

COMMITTEE GROUPS	DEMOCRATIC			REPUBLICAN			OTHER			SUBTOTAL		
	#	\$	%	#	\$	%	#	\$	%	#	\$	%
CORPORATIONS	0	0	0.000	0	0	0.000	0	0	0.000	0	0	0.000
LABOR ORGANIZATIONS	0	0	0.000	0	0	0.000	0	0	0.000	0	0	0.000
NO CONNECTED ORGANIZATIONS	2	28091	57.253	0	0	0.000	0	0	0.000	2	28091	57.253
TRADE/MEMBERSHIP/HEALTH	0	0	0.000	0	0	0.000	0	0	0.000	0	0	0.000
COOPERATIVES	0	0	0.000	0	0	0.000	0	0	0.000	0	0	0.000
CORPORATIONS WITHOUT STOCK	0	0	0.000	0	0	0.000	0	0	0.000	0	0	0.000
TOTAL	2	28091	61.955	0	0	0.000	0	0	0.000	2	28091	61.955

TABLE M

INDEPENDENT EXPENDITURES AGAINST CANDIDATES FROM POLITICAL COMMITTEES BY OFFICE
INCUMBENT/CHALLENGER-OTHER/OPEN-SEAT CANDIDATE STATUS, AND PARTY

NON-PARTY

PRESIDENTIAL

OPEN SEAT

COMMITTEE GROUPS	DEMOCRATIC			REPUBLICAN			OTHER			SUBTOTAL		
	#	\$	%	#	\$	%	#	\$	%	#	\$	%
CORPORATIONS	0	0	0.000	0	0	0.000	0	0	0.000	0	0	0.000
LABOR ORGANIZATIONS	0	0	0.000	0	0	0.000	0	0	0.000	0	0	0.000
NO CONNECTED ORGANIZATIONS	0	0	0.000	0	0	0.000	0	0	0.000	0	0	0.000
TRADE/MEMBERSHIP/HEALTH	0	0	0.000	0	0	0.000	0	0	0.000	0	0	0.000
COOPERATIVES	0	0	0.000	0	0	0.000	0	0	0.000	0	0	0.000
CORPORATIONS WITHOUT STOCK	0	0	0.000	0	0	0.000	0	0	0.000	0	0	0.000
TOTAL	0	0	0.000	0	0	0.000	0	0	0.000	0	0	0.000

GRAND TOTAL

COMMITTEE GROUPS	#	\$	%
CORPORATIONS	0	0	0.000
LABOR ORGANIZATIONS	1	1250	100.000
NO CONNECTED ORGANIZATIONS	3	49065	100.000
TRADE/MEMBERSHIP/HEALTH	1	-4974	100.000
COOPERATIVES	0	0	0.000
CORPORATIONS WITHOUT STOCK	0	0	0.000
TOTAL	5	45341	100.000

TABLE M

**INDEPENDENT EXPENDITURES AGAINST CANDIDATES FROM POLITICAL COMMITTEES BY OFFICE
INCUMBENT/CHALLENGER-OTHER/OPEN-SEAT CANDIDATE STATUS, AND PARTY**

NON-PARTY****SENATE******INCUMBENT**

COMMITTEE GROUPS	DEMOCRATIC			REPUBLICAN			OTHER			SUBTOTAL		
	#	\$	%	#	\$	%	#	\$	%	#	\$	%
CORPORATIONS	0	0	0.000	0	0	0.000	0	0	0.000	0	0	0.000
LABOR ORGANIZATIONS	0	0	0.000	0	0	0.000	0	0	0.000	0	0	0.000
NO CONNECTED ORGANIZATIONS	20	301961	38.675	24	190212	24.362	0	0	0.000	44	492173	63.037
TRADE/MEMBERSHIP/HEALTH	2	6252	9.862	0	0	0.000	0	0	0.000	2	62.2	9.862
COOPERATIVES	0	0	0.000	0	0	0.000	0	0	0.000	0	0	0.000
CORPORATIONS WITHOUT STOCK	1	43516	35.079	3	80535	64.921	0	0	0.000	4	124051	100.000
TOTAL	23	351729	36.328	27	270747	27.964	0	0	0.000	50	622476	64.291

CHALLENGER/OTHER

COMMITTEE GROUPS	DEMOCRATIC			REPUBLICAN			OTHER			SUBTOTAL		
	#	\$	%	#	\$	%	#	\$	%	#	\$	%
CORPORATIONS	0	0	0.000	0	0	0.000	0	0	0.000	0	0	0.000
LABOR ORGANIZATIONS	0	0	0.000	0	0	0.000	0	0	0.000	0	0	0.000
NO CONNECTED ORGANIZATIONS	5	14411	1.846	4	70604	9.043	0	0	0.000	9	85015	10.889
TRADE/MEMBERSHIP/HEALTH	7	28189	44.466	1	5206	8.212	0	0	0.000	8	33395	52.678
COOPERATIVES	0	0	0.000	0	0	0.000	0	0	0.000	0	0	0.000
CORPORATIONS WITHOUT STOCK	0	0	0.000	0	0	0.000	0	0	0.000	0	0	0.000
TOTAL	12	42600	4.400	5	75810	7.830	0	0	0.000	17	118410	12.230

TABLE M

**INDEPENDENT EXPENDITURES AGAINST CANDIDATES FROM POLITICAL COMMITTEES BY OFFICE
INCUMBENT/CHALLENGER-OTHER/OPEN-SEAT CANDIDATE STATUS, AND PARTY**

NON-PARTY

****SENATE****

OPEN SEAT

COMMITTEE GROUPS	DEMOCRATIC			REPUBLICAN			OTHER			SUBTOTAL		
	#	\$	%	#	\$	%	#	\$	%	#	\$	%
CORPORATIONS	0	0	0.000	0	0	0.000	0	0	0.000	0	0	0.000
LABOR ORGANIZATIONS	0	0	0.000	0	0	0.000	0	0	0.000	0	0	0.000
NO CONNECTED ORGANIZATIONS	7	203474	26.061	1	105	0.013	0	0	0.000	8	203579	26.074
TRADE/MEMBERSHIP/HEALTH	4	23747	37.459	0	0	0.000	0	0	0.000	4	23747	37.459
COOPERATIVES	0	0	0.000	0	0	0.000	0	0	0.000	0	0	0.000
CORPORATIONS WITHOUT STOCK	0	0	0.000	0	0	0.000	0	0	0.000	0	0	0.000
TOTAL	11	227221	23.468	1	105	0.011	0	0	0.000	12	227326	23.479

GRAND TOTAL

COMMITTEE GROUPS	#	\$	%
CORPORATIONS	0	0	0.000
LABOR ORGANIZATIONS	0	0	0.000
NO CONNECTED ORGANIZATIONS	61	780767	100.000
TRADE/MEMBERSHIP/HEALTH	14	63394	100.000
COOPERATIVES	0	0	0.000
CORPORATIONS WITHOUT STOCK	4	124051	100.000
TOTAL	79	968212	100.000

TABLE M

**INDEPENDENT EXPENDITURES AGAINST CANDIDATES FROM POLITICAL COMMITTEES BY OFFICE
INCUMBENT/CHALLENGER-OTHER/OPEN-SEAT CANDIDATE STATUS, AND PARTY**

NON-PARTY

****HOUSE****

INCUMBENT

COMMITTEE GROUPS	DEMOCRATIC			REPUBLICAN			OTHER			SUBTOTAL		
	#	\$	%	#	\$	%	#	\$	%	#	\$	%
CORPORATIONS	0	0	0.000	0	0	0.000	0	0	0.000	0	0	0.000
LABOR ORGANIZATIONS	0	0	0.000	0	0	0.000	0	0	0.000	0	0	0.000
NO CONNECTED ORGANIZATIONS	46	197208	62.679	6	10481	3.331	0	0	0.000	52	207689	66.010
TRADE/MEMBERSHIP/HEALTH	5	922	6.564	2	4542	32.334	0	0	0.000	7	5464	38.898
COOPERATIVES	0	0	0.000	0	0	0.000	0	0	0.000	0	0	0.000
CORPORATIONS WITHOUT STOCK	3	13031	71.336	4	5236	28.664	0	0	0.000	7	18267	100.000
TOTAL	54	211161	60.862	12	20259	5.839	0	0	0.000	66	231420	66.702

CHALLENGER/OTHER

COMMITTEE GROUPS	DEMOCRATIC			REPUBLICAN			OTHER			SUBTOTAL		
	#	\$	%	#	\$	%	#	\$	%	#	\$	%
CORPORATIONS	0	0	0.000	0	0	0.000	0	0	0.000	0	0	0.000
LABOR ORGANIZATIONS	0	0	0.000	0	0	0.000	0	0	0.000	0	0	0.000
NO CONNECTED ORGANIZATIONS	2	552	0.175	0	0	0.000	0	0	0.000	2	552	0.175
TRADE/MEMBERSHIP/HEALTH	6	1945	13.846	2	220	1.566	0	0	0.000	8	2165	15.413
COOPERATIVES	0	0	0.000	0	0	0.000	0	0	0.000	0	0	0.000
CORPORATIONS WITHOUT STOCK	0	0	0.000	0	0	0.000	0	0	0.000	0	0	0.000
TOTAL	8	2497	0.720	2	220	0.063	0	0	0.000	10	2717	0.783

TABLE M

INDEPENDENT EXPENDITURES AGAINST CANDIDATES FROM POLITICAL COMMITTEES BY OFFICE
INCUMBENT/CHALLENGER-OTHER/OPEN-SEAT CANDIDATE STATUS, AND PARTY

NON-PARTY

HOUSE

OPEN SEAT

COMMITTEE GROUPS	DEMOCRATIC			REPUBLICAN			OTHER			SUBTOTAL		
	#	\$	%	#	\$	%	#	\$	%	#	\$	%
CORPORATIONS	0	0	0.000	0	0	0.000	0	0	0.000	0	0	0.000
LABOR ORGANIZATIONS	0	0	0.000	0	0	0.000	0	0	0.000	0	0	0.000
NO CONNECTED ORGANIZATIONS	2	7210	2.292	2	99183	31.523	0	0	0.000	4	106393	33.815
TRADE/MEMBERSHIP/HEALTH	5	6418	45.689	0	0	0.000	0	0	0.000	5	6418	45.689
COOPERATIVES	0	0	0.000	0	0	0.000	0	0	0.000	0	0	0.000
CORPORATIONS WITHOUT STOCK	0	0	0.000	0	0	0.000	0	0	0.000	0	0	0.000
TOTAL	7	13628	3.928	2	99183	28.587	0	0	0.000	9	112811	32.515

GRAND TOTAL

COMMITTEE GROUPS	#	\$	%
CORPORATIONS	0	0	0.000
LABOR ORGANIZATIONS	0	0	0.000
NO CONNECTED ORGANIZATIONS	58	314634	100.000
TRADE/MEMBERSHIP/HEALTH	20	14047	100.000
COOPERATIVES	0	0	0.000
CORPORATIONS WITHOUT STOCK	7	18267	100.000
TOTAL	85	346948	100.000

TABLE M

**INDEPENDENT EXPENDITURES AGAINST CANDIDATES FROM POLITICAL COMMITTEES BY OFFICE
INCUMBENT/CHALLENGER-OTHER/OPEN-SEAT CANDIDATE STATUS, AND PARTY**

NON-PARTY

****ALL FEDERAL CANDIDATES****

COMMITTEE GROUPS	DEMOCRATIC			REPUBLICAN			OTHER			SUBTOTAL		
	#	\$	%	#	\$	%	#	\$	%	#	\$	%
CORPORATIONS	0	0	0.000	0	0	0.000	0	0	0.000	0	0	0.000
LABOR ORGANIZATIONS	0	0	0.000	1	1250	100.000	0	0	0.000	1	1250	100.000
NO CONNECTED ORGANIZATIONS	66	499169	43.616	31	221667	19.369	0	0	0.000	97	720836	62.984
TRADE/MEMBERSHIP/HEALTH	7	7174	9.900	3	-432	-0.596	0	0	0.000	10	67 2	9.304
COOPERATIVES	0	0	0.000	0	0	0.000	0	0	0.000	0	0	0.000
CORPORATIONS WITHOUT STOCK	4	56547	39.733	7	85771	60.267	0	0	0.000	11	142318	100.000
TOTAL	77	562890	41.374	42	308256	22.658	0	0	0.000	119	871146	64.031

COMMITTEE GROUPS	DEMOCRATIC			REPUBLICAN			OTHER			SUBTOTAL		
	#	\$	%	#	\$	%	#	\$	%	#	\$	%
CORPORATIONS	0	0	0.000	0	0	0.000	0	0	0.000	0	0	0.000
LABOR ORGANIZATIONS	0	0	0.000	0	0	0.000	0	0	0.000	0	0	0.000
NO CONNECTED ORGANIZATIONS	9	43054	3.762	4	70604	6.169	0	0	0.000	13	113658	9.931
TRADE/MEMBERSHIP/HEALTH	13	30134	41.583	3	5426	7.488	0	0	0.000	16	35560	49.071
COOPERATIVES	0	0	0.000	0	0	0.000	0	0	0.000	0	0	0.000
CORPORATIONS WITHOUT STOCK	0	0	0.000	0	0	0.000	0	0	0.000	0	0	0.000
TOTAL	22	73188	5.379	7	76030	5.588	0	0	0.000	29	149218	10.968

TABLE M

**INDEPENDENT EXPENDITURES AGAINST CANDIDATES FROM POLITICAL COMMITTEES BY OFFICE
INCUMBENT/CHALLENGER-OTHER/OPEN-SEAT CANDIDATE STATUS, AND PARTY**

NON-PARTY

****ALL FEDERAL CANDIDATES****

COMMITTEE GROUPS	DEMOCRATIC			OPEN SEAT REPUBLICAN			OTHER			SUBTOTAL		
	#	\$	%	#	\$	%	#	\$	%	#	\$	%
CORPORATIONS	0	0	0.000	0	0	0.000	0	0	0.000	0	0	0.000
LABOR ORGANIZATIONS	0	0	0.000	0	0	0.000	0	0	0.000	0	0	0.000
NO CONNECTED ORGANIZATIONS	9	210684	18.409	3	99288	8.675	0	0	0.000	12	309972	27.084
TRADE/MEMBERSHIP/HEALTH	9	30165	41.626	0	0	0.000	0	0	0.000	9	30165	41.626
COOPERATIVES	0	0	0.000	0	0	0.000	0	0	0.000	0	0	0.000
CORPORATIONS WITHOUT STOCK	0	0	0.000	0	0	0.000	0	0	0.000	0	0	0.000
TOTAL	18	240849	17.703	3	99288	7.298	0	0	0.000	21	340137	25.001

GRAND TOTAL

COMMITTEE GROUPS	#	\$	%
CORPORATIONS	0	0	0.000
LABOR ORGANIZATIONS	1	1250	100.000
NO CONNECTED ORGANIZATIONS	122	1144466	100.000
TRADE/MEMBERSHIP/HEALTH	35	72467	100.000
COOPERATIVES	0	0	0.000
CORPORATIONS WITHOUT STOCK	11	142318	100.000
TOTAL	169	1360501	100.000