

FEC REPORTS ON FINANCIAL ACTIVITY

1979 - 1980

FINAL REPORT

PARTY AND NON-PARTY POLITICAL COMMITTEES

VOL. I - SUMMARY TABLES

FEDERAL ELECTION COMMISSION
1325 K Street, N.W.
Washington, D.C. 20463

JANUARY 1982

FEDERAL ELECTION COMMISSION

Commissioners

Frank P. Reiche, Chairman
Danny L. McDonald, Vice Chairman
Joan D. Aikens
Lee Ann Elliott
Thomas E. Harris
John W. McGarry

Edmund L. Henshaw, Ex Officio
Clerk of the U.S. House of Representatives
W. F. Hildenbrand, Ex Officio
Secretary of the U.S. Senate

B. Allen Clutter, Staff Director
Charles N. Steele, General Counsel

Comments and inquiries about format should be addressed to the Reports Coordinator, Data Systems Development Division, who coordinated the production of this REPORT.

Copies of 1979-1980 FINAL REPORT, PARTY AND NON-PARTY POLITICAL COMMITTEES, may be obtained by writing to the Public Records Office, Federal Election Commission, 1325 K Street, N.W., Washington, D.C. 20463. Prices are: VOL. I - \$5.00, VOL. II - \$5.00, VOL. III - \$5.00, VOL. IV - \$5.00. Checks should be made payable to the Federal Election Commission.

TABLE OF CONTENTS

	PAGE
I. DESCRIPTION OF REPORTS	vi
II. SUMMARIES OF TABLES	viii
SUMMARY OF TABLES - NATIONAL, PRESIDENTIAL CONVENTION, STATE AND LOCAL PARTY POLITICAL COMMITTEES	ix
SUMMARY OF TABLES - NON-PARTY POLITICAL COMMITTEES	xiv
III. EXPLANATIONS OF COLUMNS	xviii
EXPLANATION OF COLUMNS - NATIONAL PARTY POLITICAL COMMITTEES	xix
EXPLANATION OF COLUMNS - STATE AND LOCAL PARTY POLITICAL COMMITTEES	xxxvii
EXPLANATION OF COLUMNS - NON-PARTY POLITICAL COMMITTEES	xliv
IV. GRAPHS AND TABLES: SELECTED FINANCIAL ACTIVITY AND ASSISTANCE TO CANDIDATES, DEMOCRATIC AND REPUBLICAN NATIONAL, PRESIDENTIAL CONVENTION, STATE AND LOCAL POLITICAL COMMITTEES	lx
GRAPHS	lxi
A. SELECTED FINANCIAL ACTIVITY OF DEMOCRATIC AND REPUBLICAN NATIONAL POLITICAL COMMITTEES AND THEIR ASSISTANCE TO CANDIDATES BY OFFICE AND PARTY	1
B. SELECTED FINANCIAL ACTIVITY OF DEMOCRATIC AND REPUBLICAN PRESIDENTIAL CONVENTION POLITICAL COMMITTEES AND THEIR ASSISTANCE TO CANDIDATES BY OFFICE AND PARTY	19
C. STATE TOTALS OF SELECTED FINANCIAL ACTIVITY OF DEMOCRATIC AND REPUBLICAN STATE AND LOCAL POLITICAL COMMITTEES AND THEIR ASSISTANCE TO CANDIDATES BY OFFICE AND PARTY	25

TABLE OF CONTENTS, cont.

	PAGE
D. SUMMARY INFORMATION ON THE FINANCIAL ACTIVITY AND ASSISTANCE TO CANDIDATES OF DEMOCRATIC AND REPUBLICAN NATIONAL, PRESIDENTIAL CONVENTION, AND STATE/LOCAL POLITICAL COMMITTEES	61
E. CONTRIBUTIONS TO CANDIDATES FROM DEMOCRATIC AND REPUBLICAN NATIONAL, AND STATE/LOCAL POLITICAL COMMITTEES BY OFFICE AND INCUMBENT/CHALLENGER-OTHER/OPEN-SEAT CANDIDATE STATUS	62
F. CONTRIBUTIONS TO CANDIDATES FROM DEMOCRATIC AND REPUBLICAN NATIONAL, AND STATE/LOCAL POLITICAL COMMITTEES BY CONTRIBUTION AMOUNT	66
G. TOTAL RECEIPTS OF DEMOCRATIC AND REPUBLICAN POLITICAL COMMITTEES (NATIONAL AND PRESIDENTIAL CONVENTION/STATE/LOCAL TOTALS) BY RECEIPT AMOUNT	78
H. CONTRIBUTIONS TO CANDIDATES FROM SEVEN TOTAL RECEIPTS CLASSES OF DEMOCRATIC AND REPUBLICAN POLITICAL COMMITTEES (NATIONAL/STATE/LOCAL TOTALS) BY CONTRIBUTION AMOUNT	79
I. LATEST CASH-ON-HAND OF DEMOCRATIC AND REPUBLICAN POLITICAL COMMITTEES (NATIONAL AND PRESIDENTIAL CONVENTION/STATE/LOCAL TOTALS) BY CASH-ON-HAND AMOUNT	81
J. CONTRIBUTIONS TO CANDIDATES FROM SEVEN LATEST CASH-ON-HAND CLASSES OF DEMOCRATIC AND REPUBLICAN POLITICAL COMMITTEES (NATIONAL/STATE/LOCAL TOTALS) BY CONTRIBUTION AMOUNT	82
K. EXPENDITURES ON BEHALF OF CANDIDATES FROM DEMOCRATIC AND REPUBLICAN NATIONAL, AND STATE/LOCAL POLITICAL COMMITTEES BY OFFICE AND INCUMBENT/CHALLENGER-OTHER/OPEN-SEAT CANDIDATE STATUS	84
V. GRAPHS AND TABLES: SELECTED FINANCIAL ACTIVITY AND ASSISTANCE TO CANDIDATES, NON-PARTY POLITICAL COMMITTEES	
GRAPHS	88
A. SELECTED FINANCIAL ACTIVITY OF NON-PARTY POLITICAL COMMITTEES AND THEIR ASSISTANCE TO CANDIDATES BY OFFICE AND PARTY	95

TABLE OF CONTENTS, cont.

	PAGE
B. SUMMARY INFORMATION ON THE FINANCIAL ACTIVITY AND ASSISTANCE TO CANDIDATES OF NON-PARTY POLITICAL COMMITTEES	101
C. CONTRIBUTIONS TO CANDIDATES FROM NON-PARTY POLITICAL COMMITTEES BY CANDIDATES' PARTY	102
D. CONTRIBUTIONS TO CANDIDATES FROM NON-PARTY POLITICAL COMMITTEES BY OFFICE, INCUMBENT/CHALLENGER-OTHER/OPEN-SEAT CANDIDATE STATUS AND PARTY	103
E. CONTRIBUTIONS TO CANDIDATES FROM NON-PARTY POLITICAL COMMITTEES BY CONTRIBUTION AMOUNT	111
F. TOTAL RECEIPTS OF NON-PARTY POLITICAL COMMITTEES BY RECEIPT AMOUNT	112
G. CONTRIBUTIONS TO CANDIDATES FROM SEVEN TOTAL RECEIPT CLASSES OF NON-PARTY POLITICAL COMMITTEES BY CONTRIBUTION AMOUNT	113
H. LATEST CASH-ON-HAND OF NON-PARTY POLITICAL COMMITTEES BY CASH-ON-HAND AMOUNT	114
I. CONTRIBUTIONS TO CANDIDATES FROM SEVEN LATEST CASH-ON-HAND CLASSES OF NON-PARTY POLITICAL COMMITTEES BY CONTRIBUTION AMOUNT	115
J. EXPENDITURES ON BEHALF OF CANDIDATES FROM NON-PARTY POLITICAL COMMITTEES BY CANDIDATES' PARTY	116
K. EXPENDITURES ON BEHALF OF CANDIDATES FROM NON-PARTY POLITICAL COMMITTEES BY OFFICE, INCUMBENT/CHALLENGER-OTHER/OPEN-SEAT CANDIDATE STATUS AND PARTY	117
L. INDEPENDENT EXPENDITURES AGAINST CANDIDATES BY POLITICAL COMMITTEES BY CANDIDATES' PARTY	125
M. INDEPENDENT EXPENDITURES AGAINST CANDIDATES BY POLITICAL COMMITTEES BY OFFICE, INCUMBENT/CHALLENGER-OTHER/OPEN-SEAT CANDIDATE STATUS AND PARTY	126

DESCRIPTION OF REPORT

PURPOSE:

This study is designed to provide information on the financial transactions of Democratic, Republican, and non-party political committees, with emphasis on those transactions which support candidates for Federal office, for the period which began on January 1, 1979. Political committees, which are entities registered with the Federal Election Commission, report their financial activity to the Commission on a periodic basis. Information on receipts, disbursements, and debts from these reports has been entered into the Commission's computer system; programs have been used to produce all TABLES included in this study. The TABLES are organized into four VOLUMES. VOLUME I, SUMMARY TABLES, provides data for the Democratic and Republican national political committees and Presidential convention committees, for all state and local major party committees by state totals and overall total, and for all non-party committees by six group totals; it also includes tables providing information on contributions made to candidates. VOLUME II, STATE AND LOCAL PARTY DETAILED TABLES, presents financial information for each registered state and local major party committee, while VOLUME III (Corporate and Labor) and VOLUME IV (No Connected Organization, Trade/Membership/Health, Cooperative, Corporation without Stock) do the same for each non-party political committee.

WHAT IS NOT INCLUDED:

This study only provides information for the Democratic and Republican parties* rather than for all party committees, both major and minor, which are registered with the Federal Election Commission. The study does not contain all of the information reported by the committees; for this reason it is not possible to add up a committee's specific receipts or disbursements and expect them to equal its total receipts or total disbursements.**

*This final study excludes party joint-fundraising committees and all financial activity which they have reported. The study already includes the net proceeds reported by the beneficiaries of the joint fundraising; in order to avoid the double-counting of money, therefore, the study excludes activity reported by the joint-fundraising committees themselves.

**For those familiar with the reporting of receipts and disbursements, it can be noted that the following information is not included: unitemized receipts and disbursements, and itemized other income, contributions from candidates, loans/loan repayments/refunds/rebates/returns received from unregistered committees, operating expenditures, contributions/loans/loan repayments/contribution refunds made to unregistered committees, contribution refunds made to registered candidates or committees, exempt Presidential fundraising/legal/accounting expenditures, and in-kind contributions made to registered committees.

LIMITATIONS:

This study is a final report, designed to give a complete picture of the financial activity which occurred during the 1979-80 election cycle. It is possible, however, that the information contained in this report may be subsequently amended by the reporting committees.

Available at the Commission for inspection are microfilmed copies of the original reports which show information as reported by the filers. The microfilmed public record is the official record of the Federal Election Commission. This final study is one of several tools which have been developed to summarize the vast quantity of data available on the microfilmed public record.

PERIOD COVERED:

The beginning point for information in this study is committee reports on financial activity which occurred after December 31, 1978. As subsequent reports pertaining to 1979-80 activity were received during 1979, 1980, and 1981, the dollar figures contained on them were entered into the computer system and added to earlier information. The computer programs which produced this REPORT'S TABLES were run on December 18, 1981 and used all the 1979-80 data which had been entered up to and including that date.



II
SUMMARIES OF TABLES

II

SUMMARY OF TABLES

NATIONAL, PRESIDENTIAL CONVENTION, STATE AND LOCAL POLITICAL COMMITTEES

The TABLES are designed to show selected information for the Democratic and Republican national political committees, for Presidential convention committees, and for all state and local major party committees by totals.* (Party political committees are those committees that are part of the official party structure at the national, State, or local level, which have registered as political committees under the Federal Election Campaign Act, as amended.) Also provided, at the end of the listings of state and local committees, is information for major party committees formed by Americans in foreign countries. The EXPLANATIONS OF COLUMNS for national and for state and local committees provide detailed definitions of columns and explanations of organization; they should be used in conjunction with the TABLES.

TABLE A, "SELECTED FINANCIAL ACTIVITY OF DEMOCRATIC AND REPUBLICAN NATIONAL POLITICAL COMMITTEES AND THEIR ASSISTANCE TO CANDIDATES BY OFFICE AND PARTY," displays receipt, disbursement, and debt information. Total receipts and total disbursements, which are shown first in their respective places, are not necessarily accurate reflections of the "real" money that is available for political

campaign financing. These figures are frequently inflated, due in large part to the fact that these sums include receipts from committees within the same category (e.g., Congressional) which have historically transferred monies between themselves, as allowed by the Federal Election Campaign Act, as amended. These receipts should be treated as though they were internal transfers within a category of committees so that the same dollar is not counted twice as a receipt. Therefore, all such transfers within a category are given in the next column of the TABLE. These transfers are then subtracted from total receipts (or total disbursements) in order to produce an adjusted figure in the third column (either "TOTAL MINUS TI SC" or "TOTAL MINUS TO SC"). It is these two columns which most accurately depict receipts and disbursements. For additional information on categories of committees, see page xxiv NATIONAL - DEMOCRATIC and page xvi NATIONAL - REPUBLICAN.

A further note should be added about six Republican national committees. The Republican National Committee-Contributions, the National Republican Senatorial Committee-Contributions, and the National Republican Congressional Committee-Contributions receive

*This final study excludes party joint-fundraising committees and all financial activity which they have reported. The study already includes the net proceeds reported by the beneficiaries of the joint fundraising; in order to avoid the double-counting of money, therefore, the study excludes activity reported by the joint-fundraising committees themselves.

contributions and transfer them to the respective Expenditures committees. Because the three Contributions committees report quarterly while the three Expenditures file monthly, the "TOTAL MINUS TI SC" and "TOTAL MINUS TO SC" figures for the six committees may contain a lag.

The remaining information in this TABLE on specific types of receipts and disbursements provides a partial picture of a political committee's exact income and spending. As was noted in the DESCRIPTION OF REPORT where the omitted information was enumerated, the selected receipts and disbursements do not add up to the total receipts and disbursements. A suggestion is offered for arriving at a more exact picture of the cash disbursements which a committee has made: since a committee receiving a free in-kind contribution of services, goods, or property reports it both as a receipt and as if it has been paid for, the amount given in the "IN-KIND CONTRIB REG COM" receipts column may be subtracted from the "TOTAL DISBURSEMENTS" figure to arrive at a more precise sense of the cash actually dispensed.

TABLE A next provides a committee's "cash on hand" and debts figures. Amounts of

is assistance to candidates* by Federal office and party, which are shown after "cash on hand" and debts, indicate its candidate activity.

TABLE B, "SELECTED FINANCIAL ACTIVITY OF DEMOCRATIC AND REPUBLICAN PRESIDENTIAL CONVENTION POLITICAL COMMITTEES AND THEIR ASSISTANCE TO CANDIDATES BY OFFICE AND PARTY," presents for publicly and privately financed Presidential convention committees identical information to that given for national committees in TABLE A.

* Note that some of this assistance may have been to individuals who may not be statutory "candidates" under the 1979 Amendments to the Federal Election Campaign Act, e.g., an individual seeking nomination to Federal office who has not received contributions in excess of \$5,000.

TABLE C, "STATE TOTALS OF SELECTED FINANCIAL ACTIVITY OF DEMOCRATIC AND REPUBLICAN STATE AND LOCAL POLITICAL COMMITTEES AND THEIR ASSISTANCE TO CANDIDATES BY OFFICE AND PARTY," is identical in design to TABLE A except in two respects. Unlike TABLE A where each of the national committees is listed, TABLE C shows all the state and local party committees in a state grouped together. And the method used to convey an accurate picture of the "real" money available for campaign financing is modified here to adjust for transfers between committees within the same state. The results of the adjustment are labeled "TOTAL MINUS TI PSS" and "TOTAL MINUS TO PSS." (Note that the 1979 Amendments to the Federal Election Campaign Act relax the registration and reporting requirements for local party organizations by modifying the definition of which activities cause such an organization to become a political committee.)

TABLE D, "SUMMARY INFORMATION ON THE FINANCIAL ACTIVITY AND ASSISTANCE TO CANDIDATES OF DEMOCRATIC AND REPUBLICAN NATIONAL, PRESIDENTIAL CONVENTION, AND STATE/LOCAL POLITICAL COMMITTEES," summarizes in one place information which is contained on various pages of TABLE A, B, and C. It

displays data on adjusted receipts and disbursements, latest "cash on hand," debts, and assistance to candidates*. Also given is the number of committees in each of the groups.

TABLE E, "CONTRIBUTIONS TO CANDIDATES FROM DEMOCRATIC AND REPUBLICAN NATIONAL, AND STATE/LOCAL POLITICAL COMMITTEES BY OFFICE AND INCUMBENT/CHALLENGER-OTHER/OPEN-SEAT CANDIDATE STATUS," shows contributions to incumbent versus other candidates* for various Federal offices from different kinds of party committees, e.g., do state/local committees contribute to incumbent House members while national committees support open-seat Senate candidates.

* Note that some of this assistance may have been to individuals who may not be statutory "candidates" under the 1979 Amendments to the Federal Election Campaign Act, e.g., an individual seeking nomination to Federal office who has not received contributions in excess of \$5,000.

TABLE F, "CONTRIBUTIONS TO CANDIDATES FROM DEMOCRATIC AND REPUBLICAN NATIONAL, AND STATE/LOCAL POLITICAL COMMITTEES BY CONTRIBUTION AMOUNT," continues the presentation of information on contributions to candidates*. The TABLE displays relationships between types of committees and the size of contribution which they made to candidates, e.g., do national committees make larger contributions than state and local groups. In addition, the percentage of committees in a group which have participated in this campaign financing activity is given.

TABLE G, "TOTAL RECEIPTS OF DEMOCRATIC AND REPUBLICAN POLITICAL COMMITTEES (NATIONAL AND PRESIDENTIAL CONVENTION/STATE/LOCAL TOTALS) BY RECEIPT AMOUNT," serves two purposes. It displays the distribution of national and Presidential convention/state/local committees into different total receipts classes, and it provides the basis for TABLE H. It summarizes information from TABLES A, B, and C and shows whether national or Presidential convention/state/local groups tend to have committees which receive larger inflows of funds.

TABLE H, "CONTRIBUTIONS TO CANDIDATES FROM SEVEN TOTAL RECEIPT CLASSES OF DEMOCRATIC AND REPUBLICAN POLITICAL COMMITTEES (NATIONAL/STATE/LOCAL TOTALS) BY CONTRIBUTION AMOUNT," sets out the relationship between the size of a committee's total receipts and the number and size of its contributions to candidates*, e.g., does a committee with total receipts of \$82,000 make many contributions of moderate size while one with income of \$7,000 makes a small number of large contributions.

* Note that some of this assistance may have been to individuals who may not be statutory "candidates" under the 1979 Amendments to the Federal Election Campaign Act, e.g., an individual seeking nomination to Federal office who has not received contributions in excess of \$5,000.

TABLES I, "LATEST CASH-ON-HAND OF DEMOCRATIC AND REPUBLICAN POLITICAL COMMITTEES (NATIONAL AND PRESIDENTIAL CONVENTION/STATE/LOCAL TOTALS) BY CASH-ON-HAND AMOUNT," like TABLE G, serves two purposes. It presents the distribution of national and Presidential convention/state/local committees into different latest 1980 "cash on hand" classes, and it provides the basis for TABLE J. It summarizes information from TABLES A, B, and C and shows whether national or Presidential convention/state/local groups tend to have committees which report larger latest 1980 "cash on hand" amounts.

TABLE J, "CONTRIBUTIONS TO CANDIDATES FROM SEVEN LATEST CASH-ON-HAND CLASSES OF DEMOCRATIC AND REPUBLICAN POLITICAL COMMITTEES (NATIONAL/STATE/LOCAL TOTALS) BY CONTRIBUTION AMOUNT," displays the relationship between the size of a committee's latest 1980 "cash on hand" and the number and size of its contributions to candidates*, e.g., does a committee with latest 1980 "cash on hand" of \$103,000 make many contributions of moderate size while one with latest 1980 "cash on hand" of \$2,500 makes a small number of large contributions.

TABLE K, "EXPENDITURES ON BEHALF OF CANDIDATES FROM DEMOCRATIC AND REPUBLICAN NATIONAL, AND STATE/LOCAL POLITICAL COMMITTEES BY OFFICE AND INCUMBENT/CHALLENGER-OTHER/OPEN-SEAT CANDIDATE STATUS," shows expenditures on behalf of incumbent versus other candidates* for various Federal offices from different kinds of party committees, e.g., do state/local committees make expenditures on behalf of incumbent House members while national committees support open-seat Senate candidates.

* Note that some of this assistance may have been to individuals who may not be statutory "candidates" under the 1979 Amendments to the Federal Election Campaign Act, e.g., an individual seeking nomination to Federal office who has not received contributions in excess of \$5,000.

SUMMARY OF TABLES

NON-PARTY POLITICAL COMMITTEES

The TABLES are designed to show selected information for the non-party political committees by totals for six types of committees. (A non-party political committee means any committee that has not been authorized by any candidate and which is not part of the official party structure at the national, State, or local level, which has registered as a political committee under the Federal Election Campaign Act, as amended.) The EXPLANATIONS OF COLUMNS for non-party committees provides detailed definitions of columns and explanations of organization; it should be used in conjunction with the TABLES.

TABLE A, "SELECTED FINANCIAL ACTIVITY OF NON-PARTY POLITICAL COMMITTEES AND THEIR ASSISTANCE TO CANDIDATES BY OFFICE AND PARTY," displays receipt, disbursement, and debt information. Total receipts and total disbursements, which are shown first in their respective places, are not necessarily accurate reflections of the "real" money that is available for political campaign financing. These figures are frequently inflated, due in large part to the fact that these sums include receipts from affiliated committees. Since affiliated committees are subject to one contribution limit (2 U.S.C. Section

441a), these receipts should be treated as though they were internal transfers so that the same dollar is not counted twice as a receipt. Therefore, all such transfers are given in the next column of the TABLE. These transfers are then subtracted from total receipts (or total disbursements) in order to produce an adjusted figure in the third column (either "TOTAL MINUS TI AFF" or "TOTAL MINUS TO AFF"). It is these two columns which most accurately depict receipts and disbursements.

The remaining information in this TABLE on specific types of receipts and disbursements provides a partial picture of a political committee's exact income and spending. As was noted in the DESCRIPTION OF REPORT where the omitted information was enumerated, the selected receipts and disbursements do not add up to the total receipts and disbursements. A suggestion is offered for arriving at a more exact picture of the cash disbursements which a committee has made: since a committee receiving a free in-kind contribution of services, goods, or property reports it both as a receipt and as if it has been paid for, the amount given in the "IN-KIND CONTRIB REG COM" receipts column may be subtracted from the "TOTAL DISBURSEMENTS"

figure to arrive at a more precise sense of the cash actually dispensed.

TABLE A next provides a committee's "cash on hand" and debts figures. Amounts of its assistance to candidates* by Federal office and party, which are shown after "cash on hand" and debts, indicate its candidate activity.

TABLE B, "SUMMARY INFORMATION ON THE FINANCIAL ACTIVITY AND ASSISTANCE TO CANDIDATES OF NON-PARTY POLITICAL COMMITTEES," summarizes in one place information which is contained on various pages of TABLE A. It displays data on adjusted receipts and disbursements, latest "cash on hand," debts and assistance to candidates*. Also given is the number of committees in each of the groups.

TABLE C, "CONTRIBUTIONS TO CANDIDATES FROM NON-PARTY POLITICAL COMMITTEES BY CANDIDATES' PARTY," displays different types of non-party committees and their candidate* contribution activity. In addition the percentage of committees in a group which have engaged in campaign financing is given.

TABLE D, "CONTRIBUTIONS TO CANDIDATES FROM NON-PARTY POLITICAL COMMITTEES BY

OFFICE, INCUMBENT/CHALLENGER-OTHER/OPEN-SEAT CANDIDATE STATUS AND PARTY," provides data on contributions to candidates*, e.g., does a particular type of non-party committee contribute to candidates for one federal office or for all three offices, to incumbents or to other candidates, or to candidates of a particular party.

TABLE E, "CONTRIBUTIONS TO CANDIDATES FROM NON-PARTY POLITICAL COMMITTEES BY CONTRIBUTION AMOUNT," continues the presentation of information on contributions to candidates*. The TABLE displays relationships between types of committees and the size of contributions which they made to candidates, e.g., does one type of committee make larger contributions than another.

* Note that some of this assistance may have been to individuals who may not be statutory "candidates" under the 1979 Amendments to the Federal Election Campaign Act, e.g., an individual seeking nomination to Federal office who has not received contributions in excess of \$5,000.

TABLE F, "TOTAL RECEIPTS OF NON-PARTY POLITICAL COMMITTEES BY RECEIPT AMOUNT," serves two purposes. It displays the distribution of corporation-connected, labor-connected, etc. committees into different total receipts classes; and it provides the basis for TABLE G. It summarizes information from TABLE A and shows whether one group or another tends to have committees which receive larger inflows of funds.

TABLE G, "CONTRIBUTIONS TO CANDIDATES FROM SEVEN TOTAL RECEIPT CLASSES OF NON-PARTY POLITICAL COMMITTEES BY CONTRIBUTION AMOUNT," sets out the relationship between the size of a committee's total receipts and the number and size of its contributions to candidates*, e.g., does a committee with total receipts of \$82,000 make many contributions of moderate size while one with an income of \$7,000 makes a small number of large contributions.

TABLE H, "LATEST CASH-ON-HAND OF NON-PARTY POLITICAL COMMITTEES BY CASH-ON-HAND AMOUNT," like TABLE F, serves two functions. It presents the distribution of corporation-connected, labor-connected, etc., committees into different latest 1980 "cash on hand" classes; and it provides the basis for TABLE I. It summarizes information from TABLE A

and indicates whether one group or another tends to have committees which have larger latest 1980 "cash on hand."

TABLE I, "CONTRIBUTIONS TO CANDIDATES FROM SEVEN LATEST CASH-ON-HAND CLASSES OF NON-PARTY POLITICAL COMMITTEES BY CONTRIBUTION AMOUNT," sets out the relationship between the size of a committee's latest 1980 "cash on hand" and the number and size of its contributions to candidates*, e.g., does a committee with latest 1980 "cash on hand" of \$103,000 make many contributions of moderate size while one with latest 1980 "cash on hand" of \$2,500 makes a small number of large contributions.

* Note that some of this assistance may have been to individuals who may not be statutory "candidates" under the 1979 Amendments to the Federal Election Campaign Act, e.g., an individual seeking nomination to Federal office who has not received contributions in excess of \$5,000.

TABLE J, "EXPENDITURES ON BEHALF OF CANDIDATES FROM NON-PARTY POLITICAL COMMITTEES BY CANDIDATES' PARTY," displays different types of non-party committees and their expenditures on behalf of candidates*. In addition the percentage of committees in a group which have engaged in this campaign financing activity is given.

TABLE K, "EXPENDITURES ON BEHALF OF CANDIDATES FROM NON-PARTY POLITICAL COMMITTEES BY OFFICE, INCUMBENT/CHALLENGER-OTHER/OPEN-SEAT CANDIDATE STATUS AND PARTY," provides data on expenditures on behalf of candidates*, e.g., does a particular type of non-party committee make expenditures on behalf of candidates for one Federal office or for all three offices, of incumbents or of non-incumbents, or of candidates affiliated with a particular party.

* Note that some of this assistance may have been to individuals who may not be statutory "candidates" under the 1979 Amendments to the Federal Election Campaign Act, e.g., an individual seeking nomination to Federal office who has not received contributions in excess of \$5,000.

TABLE L, "INDEPENDENT EXPENDITURES AGAINST CANDIDATES BY POLITICAL COMMITTEES BY CANDIDATES' PARTY," displays different types of non-party committees and their independent expenditures against candidates*. In addition the percentage of committees in a group which have engaged in this campaign financing activity is given.

TABLE M, "INDEPENDENT EXPENDITURES AGAINST CANDIDATES BY POLITICAL COMMITTEES BY OFFICE, INCUMBENT/CHALLENGER-OTHER/OPEN-SEAT CANDIDATE STATUS, AND PARTY," provides data on independent expenditures against candidates*, e.g., does a particular type of non-party committee make independent expenditures against candidates for one Federal office or for all three offices, against incumbents or against non-incumbents, or against candidates affiliated with a particular party.



III

EXPLANATIONS OF COLUMNS

III

EXPLANATION OF COLUMNS

NATIONAL PARTY POLITICAL COMMITTEES

This section explains the special terms that appear as labels of the different columns, how the amount is derived for each column and, where appropriate, the significance of the column. Words included in this section are listed in the order in which they appear in each table. For example, the column in TABLE A, labeled REFUNDS, REBATES, appears under TABLE A, as the fourth entry. Readers are encouraged to consult this section regularly as they use the report.

Readers should be aware that the terms as used in this report may be defined differently than they are in the Federal Election Campaign Act of 1971, as amended.

The line number and (where appropriate) the schedule letter of the Revised January 1978 FEC Form 3 on which the receipt and disbursement information were reported are indicated. The line number and the schedule letter of the March 1980 FEC Form 3X are given in parenthesis.

(Party political committees are those committees that are part of the official party structure at the national, State, or local level, which have registered as political committees under the Federal Election Campaign Act, as amended.)

TABLE A - SELECTED FINANCIAL ACTIVITY OF DEMOCRATIC AND REPUBLICAN NATIONAL POLITICAL COMMITTEES AND THEIR ASSISTANCE TO CANDIDATES BY OFFICE AND PARTY

TOTAL RECEIPTS:

This column includes all in-coming funds reported on Line 19 (Line 18).

TRANS IN PARTY SAME CAT (Transfers In from Party Political Committees Which Are in The Same Category):

"Transfers" are exchanges of funds between party political committees. A party political committee which receives funds from another party political committee receives a "transfer in."

Party political committees within the same category (e.g., Congressional), as used in this report and in the 1977-78 FEC Reports on Financial Activity, are committees which have been grouped together because they have historically transferred monies between themselves, as allowed by the Federal Election Campaign Act, as amended. The figures in this column are taken from line 15a or 15b of Schedule A (Line 12 of Schedule A). For additional information, on categories of committees, see page xxiv NATIONAL-DEMOCRATIC and

EXPLANATION OF COLUMNS

NATIONAL PARTY POLITICAL COMMITTEES

TABLE A (cont.)

page xvi NATIONAL-REPUBLICAN.

TOTAL MINUS TI SC (Total Receipts Minus Transfers In from Party Political Committees Which Are in the Same Category):

This column represents the difference between the total receipts of a national party political committee and the total transfers it has received from committees, in the same category. Figures in this column more accurately depict the receipts situation, since total receipts are frequently inflated due to transfers between committees in the same group.

REFUNDS, REBATES:

The receipts given in this column represent itemized refunds, rebates, or returns of disbursements to the listed political committee. These incoming monies include such things as refunds of deposits on office equipment. The amounts are as reported on Line 18a of Schedule A (Line 15 or Line 16 of Schedule A).

TRANS IN PARTY OTHER (Transfers in from Other Party Political Committees):

This column represents transfers to a national party political committee from other party political committees which are not in

the same category as the reporting committee. The figures are taken from Line 15a or 15b of Schedule A (Line 12 of Schedule A).

CORPORATION:

These figures are contributions received from non-party political committees which have identified themselves as being connected with a corporation entity. The amounts are as reported on Line 15b of Schedule A (Line 11c of Schedule A).

LABOR:

These amounts are contributions received from non-party political committees which have indicated a connection with a labor organization. The source is Line 15b of Schedule A (Line 11c of Schedule A).

NON-CONNECT:

Amounts here are contributions received from non-party political committees which have not reported a connected organization. The exception to this is that contributions from political committees in the health-related field are included in the following column. Line 15b of Schedule A (Line 11c of Schedule A) is the source.

EXPLANATION OF COLUMNS

TABLE A (cont.)

TRADE/MEMBER/HEALTH:

Contributions from non-party political committees which have reported a connection with a trade association or a membership organization and from political committees in the health-related field are shown in this column. The amounts are as reported on Line 15b of Schedule A (Line 11c of Schedule A).

COOPERATIVE:

This column contains contributions from non-party political committees which report that they are connected with a cooperative. Amounts are from Line 15b of Schedule A (Line 11c of Schedule A).

CORP W/O STOCK (Corporation Without Capital Stock):

Contributions from non-party political committees which reported a connection with a corporation without capital stock are included in this column. Line 15b of Schedule A (Line 11c of Schedule A) is the source.

TOTAL NON-PARTY CONTRIB (Total Contributions from Non-Party Political Committees):

This column, a summation of the preceding six, represents the total contribution to party political committees from non-party political committees.

NATIONAL PARTY POLITICAL COMMITTEES

IN-KIND CONTRIB REG COM (In-Kind Contributions from Registered Political Committees):

"In-kind contributions" are donations of services, goods, or property, e.g., the use of office space or equipment. They are valued at the ordinary market price and are reported on Line 15c of Schedule A (Line 11c or Line 12 of Schedule A). They are made by other political committees registered under the Federal Election Campaign Act.

UNREG COMMITT (Unregistered Committee):

Itemized transfers (either donations of money or in-kind contributions of services, goods, or property) from political organizations which are not registered under the Federal Election Campaign Act are included in this column. Line 15b or 15c of Schedule A (Line 11c or Line 12 of Schedule A) is the origin.

LOANS IN:

This column contains itemized loans received from individuals, candidates, other political committees, or from banks in the ordinary course of business. Line 15a or Line 17a of Schedule A (Line 12 or Line 13 of Schedule A) is the source.

EXPLANATION OF COLUMNS

NATIONAL PARTY POLITICAL COMMITTEES

TABLE A (cont.)

REPAYMENTS:

These amounts represent itemized repayments from individuals, candidates, or other political committees for loans previously made by the listed political committee. The figures are taken from Line 15a or Line 17a of Schedule A (Line 12 or Line 14 of Schedule A).

\$500 AND UP CONTRIB:

The amounts are the sum of itemized contributions of \$500 and over from individuals. The contributions may be either monies given directly to the committee or earmarked through another political committee or they may be in-kind contributions of services, goods, or property. (Contributions earmarked through the committee are not included.) The source is Line 14a of Schedule A (Line 11a of Schedule A).

TOTAL DISBURSEMENTS:

This column includes all outgoing funds

reported by a political committee on Line 25 - Total Expenditures (Line 28 - Total Disbursements).

TRANS OUT PARTY SAME CAT (Transfers Out to Party Political Committees Which Are in the Same Category):

"Transfers" are exchanges of funds between party political committees. A party political committee which disburses funds to another party political committee makes a "transfer out."

Party political committees within the same category (e.g., Congressional), as used in this report and in the 1977-78 FEC Reports on Financial Activity, are committees which have been grouped together because they have historically transferred monies between themselves, as allowed by the Federal election Campaign Act, as amended.

The figure in this column are taken from Line 22a or 22b of Schedule B (Line 20 of Schedule B). For additional information, on categories of committees, see pagexiv NATIONAL - DEMOCRATIC and pagexxvi NATIONAL - REPUBLICAN.

TOTAL MINUS TO SC (Total Disbursements Minus Transfers Out to Party Political Committees Which Are in the Same Category):

EXPLANATION OF COLUMNS

TABLE A (cont.)

This column represents the difference between the total disbursements of a national party political committee and the total transfers it has made to committees in the same category. Figures in this column more accurately depict the disbursements situation, since total disbursements are frequently inflated due to transfers between committees in the same group.

TRANS OUT PARTY OTHER (Transfers Out to Other Party Political Committees):

This column represents transfers to other party political committees which are not in the same category as the reporting committee. The figures are taken from Line 22a or 22b of Schedule B (Line 20 of Schedule B).

TOTAL NON-PARTY CONTRIB (Total Contributions to Non-Party Political Committees):

Figures here are contributions to non-party political committees. They are taken from Line 22b of Schedule B (Line 21 of Schedule B).

LOANS OUT:

Amounts here are itemized loans made to individuals, candidates, or other political committees. They are taken from Line 21a or

NATIONAL PARTY POLITICAL COMMITTEES

Line 22a of Schedule B (Line 20 or Line 25 of Schedule B).

REPAYMENTS:

The figures are itemized repayments made to individuals, candidates, other political committees, or to banks for loans previously made in the ordinary course of business. The amounts are as reported on Line 21a or Line 22a of Schedule B (Line 20 or Line 24 of Schedule B).

CONTRIB REFUNDS:

Itemized contribution refunds made to individuals, as reported by the political committee on Line 21a of Schedule B (Line 26a of Schedule B), are displayed in this column.

LATEST CASH-ON-HAND:

These amounts are a political committee's most recently reported 1980 "cash on hand." These balances are taken from Line 10 (Line 8).

1/1/79 CASH-ON-HAND:

A political committee's "cash on hand" on January 1, 1979 is given in this column. This beginning cash balance is reported on Line 6 (Line 6).

EXPLANATION OF COLUMNS

NATIONAL PARTY POLITICAL COMMITTEES

TABLE A (cont.)

DEBTS OWED TO:

This column represents the outstanding debts and obligations owed TO the listed political committee. The amounts are taken from Line 12 (Line 9) of the committee's latest report.

DEBTS OWED BY:

The outstanding debts and obligations owed BY the listed political committee are given in this column. The figures are from Line 13 (Line 10) of the committee's latest report.

TOTAL CONTRIBUTIONS TO CANDIDATES:

These ten columns represent contributions (donations of money or in-kind contributions of services, goods, or property) to candidates from the listed political committee. The first three columns show combined contributions to Senate and House contestants broken down by incumbent, challenger-other, and open-seat candidate status. (Incumbents are those who have held a Congressional office at any time during the 96th Congress. All candidates who are not incumbent or open-seat candidates are categorized as "challengers-others." Open-seat candidates are those seeking election during 1979 or 1980 to a seat where an incumbent is not seeking re-election.) The next three columns show contributions to Senate candidates broken down by party (Democratic, Republican, and all other minor party and independent contenders). The next three

columns give the same breakdown for contributions to House candidates. The tenth column gives the combined sum of all contributions to Presidential, Senatorial, and Congressional candidates. The amounts are as reported on Line 22b or 22c of Schedule B (Line 21 of Schedule B). (Note that some of these contributions may have been made to individuals who may not be statutory "candidates" under the 1979 Amendments to the Federal Election Campaign Act, e.g., an individual seeking nomination to Federal office who has not received contributions or made expenditures aggregating in excess of \$5,000.)

TOTAL EXPENDITURES ON BEHALF OF CANDIDATES:

Figures here represent expenditures on behalf of candidates made by a party political committee which are permitted by 2 U.S.C. Section 441a(d). The amounts are taken from Line 24 of Schedule F (Line 23 of Schedule F). (Note that some of these expenditures may have been made on behalf of individuals who may not be statutory "candidates" under the 1979 Amendments to the Federal Election Campaign Act, e.g., an individual seeking nomination to Federal office who has not received contributions or made expenditures aggregating in excess of \$5,000.)

NATIONAL-DEMOCRATIC:

Included in this TABLE are Democratic party political committees which have a scope larger than that of a single state or

EXPLANATION OF COLUMNS

TABLE A (cont.)

locality.* These party political committees are separated into the following categories:

Democratic National Committee political committees

Democratic Senatorial political committees

Democratic Congressional (House) political committees

Association of State Democratic Chairpersons - this political committee is a fundraising arm of the Democratic National Committee which serves as a fundraising agent and organizer for selected Democratic State Central committees and Dollars for Democrats committees throughout the country

Other Democratic national political committees - these committees are ones which operate in more than one state (either by making contributions to

*This final study excludes party jointfundraising committees and all financial activity which they have reported. The study already includes the net proceeds reported by the beneficiaries of the joint fundraising; in order to avoid the double-counting of money, therefore, the study excludes activity reported by the jointfundraising committees themselves.

NATIONAL PARTY POLITICAL COMMITTEES

candidates or by making expenditures) and which have such characteristics as association with an incumbent Federal officeholder (either by containing the name of the officeholder in its title or by having him or her as an officer of the committee) or affiliation at one time in the past with a national party committee.

The segregation of these national - level committees into different categories, in this report and in the 1977-78 FEC Reports on Financial Activity, is indicated by the presence of a SUBTOTAL. Each time a SUBTOTAL appears, it signifies that the preceding committees have historically transferred monies between themselves, as allowed by the Federal Election Campaign Act, as amended. The last group of committees, the other Democratic national political committees, is not followed by a SUBTOTAL because entities in this group do no transfer significant monies between themselves.

The following exceptions exist to the rule whereby a SUBTOTAL signifies a category of committees: the Democratic House and Senate Council transfers monies to the Democratic Senatorial Campaign Committee.

The identification number which the Federal Election Commission has assigned to a committee (C.....) is listed next to the committee's name. Also given is the ending coverage date of the most recent report

EXPLANATION OF COLUMNS

NATIONAL PARTY POLITICAL COMMITTEES

TABLE A (cont.)

containing 1979-1980 financial activity information which a committee has filed. If the committee has omitted the ending coverage date on its most recent report containing such information, an attempt has been made to supply the date based on evidence from the report. If no ending coverage date is printed next to the name of a committee, it means that for a variety of possible reasons the committee has not filed a report containing financial activity information.

An asterisk (*) following a committee's name means that the committee files its reports with the Secretary of the Senate or with the Clerk of the House of Representatives.

NATIONAL - REPUBLICAN:

Included here are Republican party political committees which are active in more than a single state or locality.* These national party political committees are divided into the following categories:

Republican National Committee political committees

Republican Senatorial political committees

Republican Congressional (House) political committees

1978 Eisenhower Silver Jubilee Dinner - this is a joint fundraising political committee sponsored by the Republican National Committee-Contributions, the National Republican Senatorial Committee-Contributions, the National Republican Congressional Committee-Contributions and the fifty Republican State Central committees

Other Republican national political committees - these committees are ones which operate in more than one state

*This final study excludes party jointfundraising committees and all financial activity which they have reported. The study already includes the net proceeds reported by the beneficiaries of the joint fundraising; in order to avoid the double-counting of money, therefore, the study excludes activity reported by the jointfundraising committees themselves.

EXPLANATION OF COLUMNS

TABLE A (cont.)

(either by making contributions to candidates or by making expenditures) and which have such characteristics as association with an incumbent Federal officeholder (either by containing the name of the officeholder in its title or by having him or her as an officer of the committee) or affiliation at one time in the past with a national party committee.

The segregation of these national - level committees into different categories, in this report and in the 1977-78 FEC Reports on Financial Activity, is indicated by the presence of a SUBTOTAL. Each time a SUBTOTAL appears, it signifies that the preceding committees have historically transferred monies between themselves, as allowed by the Federal Election Campaign Act, as amended. The last group of committees, the other Republican national political committees, is not followed by a SUBTOTAL because entities in this group do not transfer significant monies between themselves.

The following exceptions exist to the rule whereby a SUBTOTAL signifies a

NATIONAL PARTY POLITICAL COMMITTEES

category of committees: the 1978 Eisenhower Silver Jubilee Dinner has in the past transferred monies to the three national committees listed as its sponsor.

The identification number which the Federal Election Commission has assigned to a committee (C.....) is listed next to the committee's name. Also given is the ending coverage date of the most recent report containing 1979-1980 financial activity information which a committee has filed. If the committee has omitted the ending coverage date on its most recent report containing such information, an attempt has been made to supply the date based on evidence from the report. If no ending coverage date is printed next to the name of a committee, it means that for a variety of possible reasons the committee has not filed a report containing financial activity information.

An asterisk (*) following a committee's name means that the committee files its reports with the Secretary of the Senate or with the Clerk of the House of Representatives.

* * * * *

EXPLANATION OF COLUMNS

TABLE B

TABLE B - SELECTED FINANCIAL ACTIVITY OF DEMOCRATIC AND REPUBLICAN PRESIDENTIAL CONVENTION POLITICAL COMMITTEES AND THEIR ASSISTANCE TO CANDIDATES BY OFFICE AND PARTY

TOTAL RECEIPTS through TOTAL EXPENDITURES ON BEHALF OF CANDIDATES:

These terms have the same meaning as those defined above for TABLE A.

PRESIDENTIAL CONVENTIONS - DEMOCRATIC:

Shown here are publicly and privately financed 1980 Democratic Presidential convention committees.

PRESIDENTIAL CONVENTIONS - REPUBLICAN:

Registered Republican publicly and privately financed 1972, 1976, and 1980 Presidential convention committees are listed.

* * * * *

TABLE C

See EXPLANATION OF COLUMNS - STATE AND LOCAL PARTY POLITICAL

NATIONAL PARTY POLITICAL COMMITTEES

COMMITTEES.

* * * * *

TABLE D - SUMMARY INFORMATION ON THE FINANCIAL ACTIVITY AND ASSISTANCE TO CANDIDATES OF DEMOCRATIC AND REPUBLICAN NATIONAL, PRESIDENTIAL CONVENTION, AND STATE/LOCAL POLITICAL COMMITTEES

TOTAL RECPT MINUS TRANS IN SC/PSS (Total Receipts Minus Transfers In from Same Category Political Committees/Party Political Committees Located in the Same State):

In the case of national and Presidential convention committees this figure represents the difference between the total receipts of a political committee and the total transfers it has received from same-category committees. (For additional information on categories of committees, see page xxiv NATIONAL - DEMOCRATIC and page xxvi NATIONAL - REPUBLICAN.) For state and local committees the amount represents the difference between the total receipts of a party political committee with an address in one state and the total transfers it has received from other

EXPLANATION OF COLUMNS

TABLE D (cont.)

party political committees located in the same state. The amounts given here more accurately depict the receipts situation, since total receipts are frequently inflated due to transfers between same-category national committees and between party committees in the same state.

TOTAL DISB MINUS TRANS OUT SC/PSS (Total Disbursements Minus Transfers Out to Same Category Political Committees/Party Political Committees Located in the Same State):

For national and Presidential convention committees this figure represents the difference between the total disbursements of a political committee and the total transfers it has made to same-category committees. (For additional information on categories of committees, see page xxiv NATIONAL - DEMOCRATIC and page xvi NATIONAL - REPUBLICAN.) In the instance of state and local committees the amount represents the difference between the total disbursements of a party political committee with an address in one state and the total transfers it has made to other party political committees located in the same state. The figures given here more accurately depict the disbursements situation, since total disbursements are frequently inflated due to transfers between

NATIONAL PARTY POLITICAL COMMITTEES

same-category national committees and between party committees in the same state.

LATEST CASH-ON-HAND:

These amounts are a political committee's most recently reported 1980 "cash on hand". These balances are taken from Line 10 (Line 8).

DEBTS OWED TO:

This column represents the outstanding debts and obligations owed TO the listed political committee. The amounts are taken from Line 12 (Line 9) of the committee's latest report.

DEBTS OWED BY:

The outstanding debts and obligations owed BY the listed political committee are given in this column. The figures are from Line 13 (Line 10) of the committee's latest report.

CONTRIB TO CANDIDATES:

This column represents contributions (donations of money or in-kind contributions of services, goods, or property) to candidates from the listed political committee. The amounts are as reported on Line 22b or 22c of Schedule B (Line 21 of Schedule B).

EXPLANATION OF COLUMNS

TABLE D (cont.)

(Note that some of these contributions may have been made to individuals who may not be statutory "candidates" under the 1979 Amendments to the Federal Election Campaign Act, e.g., an individual seeking nomination to Federal office who has not received contributions or made expenditures aggregating in excess of \$5,000.)

EXPEND ON BEHALF OF CANDIDATES:

Figures here represent expenditures on behalf of candidates made by a party political committee which are permitted by 2 U.S.C. Section 441a(d). The amounts are taken from Line 24 of Schedule F (Line 23 of Schedule F). (Note that some of these expenditures may have been made on behalf of individuals who may not be statutory "candidates" under the 1979 amendments to the Federal Election Campaign Act, e.g., an individual seeking nomination to Federal office who has not received contributions or made expenditures aggregating in excess of \$5,000.)

NUMBER OF COMMITTEES:

The figures in this column show the number of committees in each of the groups.

NATIONAL PARTY POLITICAL COMMITTEES

NATIONAL, PRESIDENTIAL CONVENTIONS, AND STATE/LOCAL - DEMOCRATIC AND REPUBLICAN POLITICAL COMMITTEES:

The categories of national Democratic and Republican party political committees have been previously defined on page xxiv and xvi. Presidential convention committees are publicly and privately funded committees associated with the quadrennial Presidential conventions of the two major parties. State and local party political committees are those registered under the Federal Election Campaign Act which operate primarily in a single state or locality.

* * * * *

TABLE E - CONTRIBUTIONS TO CANDIDATES FROM DEMOCRATIC AND REPUBLICAN NATIONAL AND STATE/LOCAL POLITICAL COMMITTEES BY OFFICE AND INCUMBENT/CHALLENGER - OTHER/OPEN-SEAT CANDIDATE STATUS

INCUMBENT:

Incumbent candidates are those who have held the Presidential office on or after 1/21/77 or a Congressional office at any time during the 96th Congress.

EXPLANATION OF COLUMNS

TABLE E (cont.)

With respect to the six special elections in 1979 and 1980 for vacant House seats, contributions to a candidate in such an election appear in the open-seat category. However, post-election contributions to the winner of a special election appear in the incumbent column.

CHALLENGER - OTHER:

All candidates who are not incumbent or open-seat candidates are included in this category. These candidates may be, for example, 1980 challengers of Congressional incumbents or they may be unsuccessful 1978 or potential 1982 Senatorial aspirants.

OPEN-SEAT:

Open-seat candidates are those seeking election during 1979 or 1980 to seats where an incumbent is not seeking re-election.

CANDIDATE STATUS:

Within each candidate status column (incumbent, challenger - other, open-seat, totals) the "number" segment indicates the number of instances where a committee in the group has contributed to a candidate. (Multiple contributions by a committee to the same candidate are summarized and counted as one instance.) The "dollars" portion shows

NATIONAL PARTY POLITICAL COMMITTEES

the total amount contributed to one or more candidates. The "per cent" figure is the proportion which the dollar constitute of all contributions made to candidates by a group of political committees. (Note that some of these contributions may have been made to individuals who may not be statutory "candidates" under the 1979 Amendments to the Federal Election Campaign Act, e.g., an individual seeking nomination to Federal office who has not received contributions or made expenditures aggregating in excess of \$5,000.)

NATIONAL AND STATE/LOCAL - DEMOCRATIC AND REPUBLICAN POLITICAL COMMITTEES:

The categories of national Democratic and Republican party political committees have been previously defined on pp. xxiv & xxvi. State and local party political committees are those registered under the Federal Election Campaign Act which operate primarily in a single state or locality.

* * * * *

TABLE F - CONTRIBUTIONS TO CANDIDATES FROM DEMOCRATIC AND REPUBLICAN NATIONAL,

EXPLANATION OF COLUMNS

NATIONAL PARTY POLITICAL COMMITTEES

TABLE F (cont.)

AND STATE/LOCAL POLITICAL COMMITTEES BY CONTRIBUTION AMOUNT

CONTRIBUTION AMOUNT:

The "number" portion of the contribution amount columns shows the number of instances where a committee in the group (e.g., Democratic National Committees political committees) has contributed to a candidate. (Multiple contributions by a committee to the same candidate are summarized and counted as one instance.) The "dollar" portion of the columns gives the total amount contributed to one or more candidates. The "percent" segment of the columns is the proportion which the dollar in a category (e.g., \$1 to \$99) constitute of all contributions made to candidates by a group of political committees. (Note that some of these contributions may have been made to individuals who may not be statutory "candidates" under the 1979 Amendments to the Federal Election Campaign Act, e.g., an individual seeking nomination to Federal office who has not received contributions or made expenditures aggregating in excess of \$5,000.)

COMMIT MAKING CONTRIB:

The information in the first column indicates the number of committees in a group

which have made contributions to candidates. The figures in the percentage column show what percent of all political committees in a group (e.g., Democratic National Committees political committees) have made candidate contributions.

NATIONAL AND STATE/LOCAL - DEMOCRATIC AND REPUBLICAN POLITICAL COMMITTEES:

The categories of national Democratic and Republican party political committees have been previously defined on pp. xxiv & xxvi. State and local party political committees are those registered under the Federal Election Campaign Act which operate primarily in a single state or locality.

* * * * *

TABLE G - TOTAL RECEIPTS OF DEMOCRATIC AND REPUBLICAN POLITICAL COMMITTEES (NATIONAL AND PRESIDENTIAL CONVENTION/STATE/LOCAL TOTALS) BY RECEIPT AMOUNT

RECEIPT AMOUNT:

The "number" portion of the total receipts columns shows the number of party political committees in a group (e.g., all

EXPLANATION OF COLUMNS

TABLE G (cont.)

Democratic National political committees) which have reported total receipts in the dollar range of the particular column (e.g., \$1 - \$9,999). The "dollar" portion of the columns gives the total amount of total receipts of the committees which fall into the particular dollar range. The "percent" segment of the columns is the proportion which the total dollars in a particular dollar range constitute of all total receipts received by all committees in a group.

NATIONAL AND PRESIDENTIAL CONVENTIONS/STATE/LOCAL TOTALS - DEMOCRATIC AND REPUBLICAN POLITICAL COMMITTEES:

The categories of national Democratic and Republican party political committees have been previously defined on page xiv & xvi. Presidential convention committees are publicly and privately funded committees associated with the quadrennial Presidential conventions of the two major parties. State and local party political committees are those registered under the Federal Election Campaign Act which operate primarily in a single state or locality.

NATIONAL PARTY POLITICAL COMMITTEES

* * * * *

TABLE H - CONTRIBUTIONS TO CANDIDATES FROM SEVEN TOTAL RECEIPTS CLASSES OF DEMOCRATIC AND REPUBLICAN POLITICAL COMMITTEES (NATIONAL/STATE/LOCAL TOTALS) BY CONTRIBUTION AMOUNT

CONTRIBUTION AMOUNT:

The "number" portion of the contribution amount columns shows the number of instances where a committee in the group which has reported total receipts in a particular dollar range has contributed to a candidate. (Multiple contributions by a committee to the same candidate are summarized and counted as one instance.) The "dollar" portion of the columns gives the total amount contributed to one or more candidates. The "percent" segment of the columns is the proportion which the dollars in a category (e.g., \$1 to \$99) constitute of all contributions made to candidates by political committees in a

EXPLANATION OF COLUMNS

NATIONAL PARTY POLITICAL COMMITTEES

TABLE H (cont.)

particular total receipts dollar range. (Note that some of these contributions may have been made to individuals who may not be statutory "candidates" under the 1979 Amendments to the Federal Election Campaign Act, e.g., an individual seeking nomination to Federal office who has not received contributions or made expenditures aggregating in excess of \$5,000.)

COMMITTEES:

The figures given here show the number of committees in a particular total receipts dollar range which have made contributions to candidates.

TOTAL RECEIPTS CLASSES:

A political committee is placed in one of the seven total receipts classes based on the sum of its reported total receipts.

* * * * *

TABLE I - LATEST CASH-ON-HAND OF DEMOCRATIC AND REPUBLICAN POLITICAL COMMITTEES (NATIONAL AND PRESIDENTIAL CONVENTION/STATE/LOCAL TOTALS) BY CASH-ON-HAND AMOUNT

CASH-ON-HAND AMOUNT:

The "number" portion of the latest 1980 "cash on hand" columns shows the number of party political committees in a group (e.g., all Democratic National political committees) which have reported latest 1980

"cash on hand" in the dollar range of the particular column (e.g., \$1 - \$999). The "dollars" portion of the columns gives the total amount of latest 1980 "cash on hand" of the committees which fall into the particular dollar range. The "per cent" segment of the columns is the proportion which the total dollars in a particular dollar range constitute of all the latest 1980 "cash on hand" reported by all committees in a group.

NATIONAL AND PRESIDENTIAL CONVENTIONS/STATE/LOCAL TOTALS - DEMOCRATIC AND REPUBLICAN POLITICAL COMMITTEES:

The categories of national Democratic and Republican party political committees have been previously defined on page xiv & xvi. Presidential convention committees are publicly and privately funded committees associated with the quadrennial Presidential conventions of the two major parties. State and local party political committees are those registered under the Federal Election Campaign Act which operate primarily in a single state or locality.

* * * * *

TABLE J - CONTRIBUTIONS TO CANDIDATES FROM SEVEN LATEST CASH-ON-HAND CLASSES OF DEMOCRATIC AND REPUBLICAN POLITICAL COMMITTEES

EXPLANATION OF COLUMNS

NATIONAL PARTY POLITICAL COMMITTEES

TABLE J (cont.)

(NATIONAL/STATE/LOCAL TOTALS) BY
CONTRIBUTION AMOUNT

CONTRIBUTION AMOUNT:

The "number" portion of the contribution amount columns shows the number of instances where a committee in the group which has reported latest 1980 "cash on hand" in a particular dollar range has contributed to a candidate. (Multiple contributions by a committee to the same candidate are summarized and counted as one instance.) The "dollars" portion of the columns gives the total amount contributed to one or more candidates. The "per cent" segment of the columns is the proportion which the dollars in a category (e.g., \$1 to \$99) constitute of all contributions made to candidates by political committees in a particular latest 1980 "cash on hand" dollar range. (Note that some of these contributions may have been made to individuals who may not be statutory "candidates" under the 1979 Amendments to the Federal Election Campaign Act, e.g., an individual seeking nomination to Federal office who has not received contributions or made expenditures aggregating in excess of \$5,000.)

COMMITTEES:

The figures given here show the number of committees in a particular latest 1980 "cash on hand" dollar range which have made contributions to candidates.

LATEST CASH-ON-HAND CLASSES:

A political committee is placed in one of seven latest 1980 "cash on hand" classes based on its latest reported 1980 "cash on hand."

* * * * *

TABLE K - EXPENDITURES ON BEHALF OF CANDIDATES FROM DEMOCRATIC AND REPUBLICAN NATIONAL AND STATE/LOCAL POLITICAL COMMITTEES BY OFFICE AND INCUMBENT/CHALLENGER-OTHER/OPEN-SEAT CANDIDATE STATUS

INCUMBENT:

Incumbent candidates are those who held the Presidential office on or after 1/21/77 or a Congressional office at any time during the 96th Congress.

With respect to the six special elections in 1979 and 1980 for vacant House

EXPLANATION OF COLUMNS

TABLE K (cont.)

seats, expenditures for a candidate in such an election appear in the open-seat category. However, post-election expenditures for the winner of a special election appear in the incumbent column.

CHALLENGER - OTHER:

All candidates who are not incumbent or open-seat candidates are included in this category. These candidates may be, for example, 1980 challengers of Congressional incumbents or they may be unsuccessful 1978 or potential 1982 Senatorial aspirants.

OPEN-SEAT:

Open-seat candidates are those seeking election during 1979 or 1980 to seats where an incumbent is not seeking re-election.

CANDIDATE STATUS:

Within each candidate status column (incumbent, challenger - other, open-seat, totals) the "number" segment indicates the number of instances where a committee in the group has made expenditures on behalf of a candidate which are permitted by 2 U.S.C. Section 441a(d). (Multiple expenditures on behalf of the same candidate by a committee are summarized and counted as one instance.) The "dollars" portion shows the total amount

NATIONAL PARTY POLITICAL COMMITTEES

expended on behalf of one or more candidates. The "per cent" figure is the proportion which the dollars constitute of all expenditures on behalf of candidates made by a group of political committees. (Note that some of these expenditures may have been made on behalf of individuals who may not be statutory "candidates" under the 1979 Amendments to the Federal Election Campaign Act, e.g., an individual seeking nomination to Federal office who has not received contributions or made expenditures aggregating in excess of \$5,000.)

NATIONAL AND STATE/LOCAL - DEMOCRATIC AND REPUBLICAN POLITICAL COMMITTEES:

The categories of national Democratic and Republican party political committees have been previously defined in pp. xxiv & xxvi. State and local party political committees are those registered under the Federal Election Campaign Act which operate primarily in a single state or locality.

* * * * *

EXPLANATION OF COLUMNS

STATE AND LOCAL PARTY POLITICAL COMMITTEES

This section explains the special terms that appear as labels of the different columns, how the amount is derived for each column and, where appropriate, the significance of the column. Words included in this section are listed in the order in which they appear in each table. For example, the column in TABLE A, labeled REFUND, REBATES, appears under TABLE A, as the fourth entry. Readers are encouraged to consult this section regularly as they use the report.

Readers should be aware that the terms as used in this report may be defined differently than they are in the Federal Election Campaign Act of 1971, as amended.

The line number and (where appropriate) the schedule letter of the Revised January 1978 FEC Form 3 on which the receipt and disbursement information was reported are indicated. The line number and the schedule letter of March 1980 FEC Form 3X are given in parenthesis. (Party political committees are those committees that are part of the official party structure at the State or local level, which have registered as political committees under the Federal Election Campaign Act, as amended.)

TABLE C - STATE TOTALS OF SELECTED FINANCIAL ACTIVITY OF DEMOCRATIC AND REPUBLICAN STATE AND LOCAL POLITICAL COMMITTEES AND THEIR ASSISTANCE TO CANDIDATES BY OFFICE AND PARTY

TOTAL RECEIPTS:

This column includes all in-coming funds reported on Line 19 (Line 18).

TRANS IN PARTY SAME STATE (Transfers In from Party Political Committees Which Are Located in the Same State):

"Transfers" are exchanges of funds between party political committees. A party political committee which receives funds from another party political committee receives a "transfer in."

When a committee has its address located within the same state as another committee they are considered to be within the same state.* Special care needs to be used when examining committees within the District of Columbia. Figures in this column are taken from Line 15a or 15b of Schedule A (Line 12 of Schedule A).

TOTAL MINUS TI PSS (Total Receipts Minus Transfers In from Party Political Committees Located in the Same State):

*If a committee reports receiving a "transfer in" from a jointfundraising committee, the transfer is treated as if it were from a party committee NOT located in the same state regardless of address. The transfer will be found in the column entitled TRANS IN PARTY OTHER.

EXPLANATION OF COLUMNS

TABLE C (cont.)

This column represents the difference between the total receipts of a party political committee with an address in one state and the total transfers it has received from other party political committees located in the same state. Figures in this column more accurately depict the receipts situation, since total receipts are frequently inflated due to transfers between party committees in the same state.

REFUNDS, REBATES:

The receipts given in this column represent itemized refunds, rebates, or returns of disbursements to the listed political committee. These incoming monies include such things as refunds of deposits on office equipment. The amounts are as reported on Line 18a of Schedule A (Line 15 or Line 16 of Schedule A).

TRANS IN PARTY OTHER (Transfers In from Party Political Committees Which Are NOT Located in the Same State):

This column represents transfers to a party political committee from other party political committees with addresses not located in the same state. The amounts come from Line 15a or 15b of Schedule A (Line 12 of Schedule A).

STATE/LOCAL PARTY POLITICAL COMMITTEES

CORPORATION:

These figures are contributions received from non-party political committees which have identified themselves as being connected with a corporate entity. The amounts are as reported on Line 15b of Schedule A (Line 11c of Schedule A).

LABOR:

These amounts are contributions received from non-party political committees which have indicated a connection with a labor organization. The source is Line 15b of Schedule A (Line 11c of Schedule A).

NON-CONNECT:

Amounts here are contributions received from non-party political committees which have not reported a connected organization. The exception to this is that contributions from political committees in the health-related field are included in the following column. Line 15b of Schedule A (Line 11c of Schedule A) is the source.

TRADE/MEMBER/HEALTH:

Contributions from non-party political committees which have reported a connection with a trade association or a membership organization and from political committees in

EXPLANATION OF COLUMNS

STATE/LOCAL PARTY POLITICAL COMMITTEES

TABLE C (cont.)

the health-related field are shown in this column. The amounts are as reported on Line 15b of Schedule A (Line 11c of Schedule A).

COOPERATIVE:

This column contains contributions from non-party political committees which report that they are connected with a cooperative. Amounts are from Line 15b of Schedule A (Line 11c of Schedule A).

CORP W/O STOCK (Corporation Without Capital Stock):

Contributions received from non-party political committees which reported a connection with a corporation without capital stock are included in this column. Line 15b of Schedule A (Line 11c of Schedule A) is the source.

TOTAL NON-PARTY CONTRIB (Total Contributions from Non-Party Political Committees):

This column, a summation of the preceding six, represents the total contributions to party political committees from non-party political committees.

IN-KIND CONTRIB REG COM (In-Kind Contributions from Registered Political Committees):

"In-kind contributions" are donations of services, goods, or property, e.g., the use of office space or equipment. They are valued at the ordinary market price and are reported on Line 15c of Schedule A (Line 11c or Line 12 of Schedule A). They are made by other political committees registered under the Federal Election Campaign Act.

UNREG COMMITT (Unregistered Committee):

Itemized transfers (either donations of money or in-kind contributions of services, goods, or property) from political organizations which are not registered under the Federal Election Campaign Act are included in this column. Line 15b or 15c of Schedule A (Line 11c or Line 12 of Schedule A) is the origin.

LOANS IN:

This column contains itemized loans received from individuals, candidates, other political committees, or from banks in the ordinary course of business. Line 15a or Line 17a of Schedule A (Line 12 or Line 13 of Schedule A) is the source.

REPAYMENTS:

These amounts represent itemized repayments from individuals, candidates, or other

EXPLANATION OF COLUMNS

TABLE C (cont.)

political committees for loans previously made by the listed political committee. The figures are taken from Line 15a or Line 17a of Schedule A (Line 12 or Line 14 of Schedule A).

\$500 AND UP CONTRIB:

The amounts are the sum of itemized contributions of \$500 and over from individuals. The contributions may be either monies given directly to the committee or earmarked through another political committee or they may be in-kind contributions of services, goods, or property. (Contributions earmarked through the committee are not included.) The source is Line 14a of Schedule A (Line 11a of Schedule A).

TOTAL DISBURSEMENTS:

This column includes all outgoing funds reported by a political committee on Line 25 - Total Expenditures (Line 28 - Total Disbursements).

TRANS OUT PARTY SAME STATE (Transfers Out to Party Political Committees Which Are Located in the Same State):

"Transfers" are exchanges of funds between party political committees. A party political committee which disburses funds to another party political committee makes a "transfer out."

STATE/LOCAL PARTY POLITICAL COMMITTEES

When a committee has its address located in the same state as another committee they are considered to be within the same state.* Special care should be taken when examining committees within the District of Columbia. Figures in this column are taken from Line 22a or 22b of Schedule B (Line 20 of Schedule B).

TOTAL MINUS TO PSS (Total Disbursements Minus Transfers Out to Party Political Committees Located in the Same State):

This column represents the difference between the total disbursements of a party political committee with an address in one state and the total transfers it has made to other party political committees located in the same state. Figures in this column more accurately depict the disbursements situation, since total disbursements are frequently inflated due to transfers between party committees in the same state.

*If a committee reports making a "transfer out" to a jointfundraising committee, the transfer is treated as if it were to a party committee NOT located in the same state regardless of address. The transfer will be found in the column entitled TRANS OUT PARTY OTHER.

EXPLANATION OF COLUMNS

TABLE C (cont.)

TRANS OUT PARTY OTHER (Transfers Out to Party Political Committees Which Are NOT Located in the Same State):

This column represents transfers to party political committees with addresses not located in the same state. The amounts come from Line 22a or 22b of Schedule B (Line 20 of Schedule B).

TOTAL NON-PARTY CONTRIB (Total Contributions to Non-Party Political committees):

Figures here are contributions to non-party political committees. They are taken from Line 22b of Schedule B (Line 21 of Schedule B).

LOANS OUT:

Amounts here are itemized loans made TO individuals, candidates, or other political committees. They are taken from Line 21a or Line 22a of Schedule B (Line 20 or Line 25 of Schedule B).

REPAYMENTS:

The figures are itemized repayments made to individuals, candidates, other political committees, or to banks for loans previously made in the ordinary course of business. The amounts are as reported on Line 21a or Line 22a of Schedule B (Line 20 or Line 24 of

STATE/LOCAL PARTY POLITICAL COMMITTEES

Schedule B).

CONTRIB REFUNDS:

Itemized contribution refunds made to individuals, as reported by the political committee on Line 21a of Schedule B (Line 26a of Schedule B), are displayed in this column.

LATEST CASH-ON-HAND:

These amounts are a political committee's most recently reported 1980 "cash on hand". These balances are taken from Line 10 (Line 8).

1/1/79 CASH-ON-HAND:

A political committee's "cash on hand" on January 1, 1979 is given in this column. This beginning cash balance is reported on Line 6 (Line 6).

DEBTS OWED TO:

This column represents the outstanding debts and obligations owed TO the listed political committee. The amounts are taken from Line 12 (Line 9) of the committee's latest report.

DEBTS OWED BY:

The outstanding debts and obligations

EXPLANATION OF COLUMNS

TABLE C (cont.)

owed BY the listed political committee are given in this column. The figures are from Line 13 (Line 10) of the committee's latest report.

TOTAL CONTRIBUTIONS TO CANDIDATES:

These ten columns represent contributions (donations of money or in-kind contributions of services, goods, or property) to candidates from the listed political committee. The first three columns show combined contributions to Senate and House contestants broken down by incumbent, challenger-other, and open-seat candidate status. (Incumbents are those who have held a Congressional office at any time during the 96th Congress. All candidates who are not incumbent or open-seat candidates are categorized as "challengers-others." Open-seat candidates are those seeking election during 1979 or 1980 to a seat where an incumbent is not seeking re-election.) The next three columns show contributions to Senate candidates broken down by party (Democratic, Republican, and all other minor party and independent contenders). The next three columns give the same breakdown for contributions to House candidates. The tenth column gives the combined sum of all contributions to Presidential, Senatorial, and Congressional candidates. The amounts are as reported on Line 22b or 22c of Schedule B (Line 21 of Schedule B). (Note that some of these contributions may have been made to individuals who may not be statutory "candidates" under the 1979

STATE/LOCAL PARTY POLITICAL COMMITTEES

Amendments to the Federal Election Campaign Act, e.g., an individual seeking nomination to Federal office who has not received contributions or made expenditures aggregating in excess of \$5,000.)

TOTAL EXPENDITURES ON BEHALF OF CANDIDATES:

Figures here represent expenditures on behalf of candidates made by a party political committee which are permitted by 2 U.S.C. Section 441a(d). The amounts are taken from Line 24 of Schedule F (Line 23 of Schedule F). (Note that some of these expenditures may have been made on behalf of individuals who may not be statutory "candidates" under the 1979 Amendments to the Federal Election Campaign Act, e.g., an individual seeking nomination to Federal office who has not received contributions or made expenditures aggregating in excess of \$5,000.)

STATE AND LOCAL - DEMOCRATIC:

This category is composed of subnational Democratic party political committees which operate primarily in one state or locality. (Note that the 1979 Amendments to the Federal Election Campaign Act relax the registration and reporting requirements for local party organizations by modifying the definition of which activities cause such an organization to become a political committee.)

The identification number which the Federal Election Commission has assigned to a

EXPLANATION OF COLUMNS

TABLE C (cont.)

committee (C.....) is listed next to the committee's name. Also given is the ending coverage date of the most recent report containing 1979-1980 financial activity information which a committee has filed. If the committee has omitted the ending coverage date on its most recent report containing such information, an attempt has been made to supply the date based on evidence from the report. If no ending coverage date is printed next to the name of a committee, it means that for a variety of possible reasons the committee has not filed a report containing financial activity information.

STATE AND LOCAL - REPUBLICAN:

Non-national Republican party political committees whose activity occurs primarily within one state or locality are included in this grouping.* (Note that the 1979 Amendments to the Federal Election Campaign Act relax the registration and reporting requirements for local party organizations by modifying the definition of which activities cause such an organization to become a political committee.)

The printed identification number and ending coverage date have the same meanings as have been given immediately above.

* * * * *

STATE/LOCAL PARTY POLITICAL COMMITTEES

Categories which appear in subsequent party-related tables are defined in the EXPLANATION OF COLUMNS - NATIONAL PARTY POLITICAL COMMITTEES.

*This final study excludes party jointfundraising committees and all financial activity which they have reported. The study already includes the net proceeds reported by the beneficiaries of the joint fundraising; in order to avoid the double-counting of money, therefore, the study excludes activity reported by the jointfundraising committees themselves.

EXPLANATION OF COLUMNS

NON-PARTY POLITICAL COMMITTEES

This section explains the special terms that appear as labels of the different columns, how the amount is derived for each column and, where appropriate, the significance of the column. Words included in this section are listed in the order in which they appear in each table. For example, the column in TABLE A, labeled REFUNDS, REBATES, appears under TABLE A, as the fourth entry. Readers are encouraged to consult this section regularly as they use the report.

Readers should be aware that the terms as used in this report may be defined differently than they are in the Federal Election Campaign Act of 1971, as amended.

The line number and (where appropriate) the schedule letter of the Revised January 1978 FEC Form 3 on which the receipts and disbursements information was reported are indicated. The line number and the schedule letter of the March 1980 FEC Form 3X are given in parenthesis.

(A non-party political committee means any committee that has not been authorized by any candidate and which is not part of the official party structure at the national, State, or local level, which has registered as a political committee under the Federal Election Campaign Act, as amended.)

TABLE A - SELECTED FINANCIAL ACTIVITY OF NON-PARTY POLITICAL COMMITTEES AND THEIR ASSISTANCE TO CANDIDATES BY OFFICE AND PARTY

TOTAL RECEIPTS:

This column includes all in-coming funds reported on Line 19 (Line 18).

TRANS IN NON-PARTY AFFIL (Transfers In from Non-Party Political Committees Which Are Affiliated):

"Transfers" are exchanges of funds between affiliated political committees. A political committee which receives funds from an affiliated political committee receives a "transfer in."

"Affiliated" committees are those committees which are established, financed, maintained, or controlled by the same corporation, labor organization, person, or group. The figures in this column are taken from Line 15a of Schedule A (Line 12 of Schedule A).

TOTAL MINUS TI AFF (Total Receipts Minus Transfers In from Affiliated Political Committees):

This column represents the difference between the total receipts of a non-party political committee and the total transfers

EXPLANATION OF COLUMNS

NON-PARTY POLITICAL COMMITTEES

TABLE A (cont.)

it has received from affiliated committees. Figures in this column more accurately depict the receipts situation, since total receipts are frequently inflated due to transfers between affiliated committees.

REFUNDS, REBATES:

The receipts given in this column represent itemized refunds, rebates, or returns of disbursements to the listed political committee. These incoming monies include such things as refunds of deposits on office equipment. The amounts are as reported on Line 18a of Schedule A (Line 15 or Line 16 of Schedule A).

NON-PARTY NON-AFFIL CONTRIB (Contributions from Non-Affiliated Non-Party Political Committees):

This column represents contributions to a non-party political committee from other non-party political committees which are not affiliated with the reporting committee. The source is Line 15b of Schedule A (Line 11c of Schedule A).

TOTAL PARTY CONTRIB (Total Contributions from Party Political Committees):

Figures in this column indicate the amount of contributions from party political

committees. The amounts are from Line 15b of Schedule A (Line 11b of Schedule A).

IN-KIND CONTRIB REG COM (In-Kind Contributions from Registered Political Committees):

"In-kind contributions" are donations of services, goods, or property, e.g., the use of office space or equipment. They are valued at the ordinary market price and are reported on Line 15c of Schedule A (Line 11b or 11c or Line 12 of Schedule A). They are made by other political committees registered under the Federal Election Campaign Act.

UNREG COMMITT (Unregistered Committee):

Itemized transfers (either donations of money or in-kind contributions of services, goods, or property) from political organizations which are not registered under the Federal Election Campaign Act are included in this column. Line 15b or 15c of Schedule A (Line 11b or 11c or Line 12 of Schedule A) is the origin.

LOANS IN:

This column contains itemized loans received from individuals, candidates, other political committees, or from banks in the ordinary course of business. Line 15a or

EXPLANATION OF COLUMNS

TABLE A (cont.)

Line 17a of Schedule A (Line 12 or Line 13 of Schedule A) is the source.

REPAYMENTS:

These amounts represent itemized repayments from individuals, candidates, or other political committees for loans previously made by the listed political committee. The figures are taken from Line 15a or Line 17a of Schedule A (Line 12 or Line 14 of Schedule A).

\$500 AND UP CONTRIB:

The amounts are the sum of itemized contributions of \$500 and over from individuals. The contributions may be either monies given directly to the committee or earmarked through another political committee or they may be in-kind contributions of services, goods, or property. (Contributions earmarked through the committee are not included.) The source is Line 14a of Schedule A (Line 11a of Schedule A).

NON-PARTY POLITICAL COMMITTEES

TOTAL DISBURSEMENTS:

This column includes all outgoing funds reported by a political committee on Line 25 - Total Expenditures (Line 28 - Total Disbursements).

TRANS OUT NON-PARTY AFFIL (Transfers Out to Non-Party Political Committees Which Are Affiliated):

"Transfers" are exchanges of funds between affiliated political committees. A political committee which disburses funds to an affiliated political committee makes a "transfer out".

"Affiliated" committees are those committees which are established, financed, maintained, or controlled by the same corporation, labor organization, person, or group. The figures in this column are taken from Line 22a of Schedule B (Line 20 of Schedule B).

TOTAL MINUS TO AFF (Total Disbursements Minus Transfers Out to Affiliated Political Committees):

This column represents the difference between the total disbursements of a non-party political committee and the total transfers it has made to affiliated committees. Figures in this column more

EXPLANATION OF COLUMNS

TABLE A (cont.)

accurately depict the disbursements situation, since total disbursements are frequently inflated due to transfers between affiliated committees.

NON-PARTY NON-AFFIL CONTRIB (Contributions to Non-Affiliated Non-Party Political Committees):

This column represents contributions to other non-party political committees which are not affiliated with the reporting committee. The source is Line 22b of Schedule B (Line 21 of Schedule B).

TOTAL PARTY CONTRIB (Total Contributions to Party Political Committees):

Figures here are contributions to party political committees. They are taken from Line 22b of Schedule B (Line 21 of Schedule B).

LOANS OUT:

Amounts here are itemized loans made to individuals, candidates, or other political committees. They are taken from Line 21a or 22a of Schedule B (Line 20 or Line 25 of Schedule B).

REPAYMENTS:

The figures are itemized repayments made

NON-PARTY POLITICAL COMMITTEES

to individuals, candidates, other political committees, or to banks for loans previously made in the ordinary course of business. The amounts are as reported on Line 21a or on Line 22a of Schedule B (Line 20 or Line 24 of Schedule B).

CONTRIB REFUNDS:

Itemized contribution refunds made to individuals, as reported by the political committee on Line 21a of Schedule B (Line 26a of Schedule B), are displayed in this column.

LATEST CASH-ON-HAND:

These amounts are a political committee's most recently reported 1980 "cash on hand." These balances are taken from Line 10 (Line 8).

1/1/79 CASH-ON-HAND:

A political committee's "cash on hand" on January 1, 1979 is given in this column. This beginning cash balance is reported on Line 6 (Line 6).

DEBTS OWED TO:

This column represents the outstanding debts and obligation owed to the listed political committee. The amounts are taken

EXPLANATION OF COLUMNS

TABLE A (cont.)

from Line 12 (Line 9) of the committee's latest report.

DEBTS OWED BY:

The outstanding debts and obligations owed BY the listed political committee are given in this column. The figures are from Line 13 (Line 10) of the committee's latest report.

TOTAL CONTRIBUTIONS TO CANDIDATES:

These ten columns represent contributions (donations of money or in-kind contributions of services, goods, or property) to candidates from the listed political committee. The first three columns show combined contributions to Senate and House contestants broken down by incumbent, challenger-other, and open-seat candidate status. (Incumbents are those who have held a Congressional office at any time during the 96th Congress. All candidates who are not incumbent or open-seat candidates are categorized as "challengers-others." Open-seat candidates are those seeking election during 1979 or 1980 to a seat where an incumbent is not seeking re-election.) The next three columns show contributions to Senate candidates broken down by party (Democratic, Republican, and all other minor party and independent contenders). The next three columns give the same breakdown for contributions to House candidates. The tenth column gives the combined sum of all contributions to Presidential, Senatorial, and Congressional candidates. The amounts

NON-PARTY POLITICAL COMMITTEES

are as reported on Line 22b or 22c of Schedule B (Line 21 of Schedule B). (Note that some of these contributions may have been made to individuals who may not be statutory "candidates" under the 1979 Amendments to the Federal Election Campaign Act, e.g., an individual seeking nomination to Federal office who has not received contributions or made expenditures aggregating in excess of \$5,000.)

TOTAL EXPENDITURES ON BEHALF OF CANDIDATES:

Figures here represent expenditures on behalf of candidates made by a non-party political committee. The disbursements may be for honoraria or election recounts, or for independent expenditures (those made without consultation with the candidates) advocating the election of Federal candidates. Line 22b or 22c of Schedule B or Line 23 of Schedule E (Line 21 or 27 of Schedule B or Line 22 of Schedule E) are the sources for the amounts. (Note that some of these expenditures may have been made on behalf of individuals who may not be statutory "candidates" under the 1979 Amendments to the Federal Election Campaign Act, e.g., an individual seeking nomination to Federal office who has not received contributions or made expenditures aggregating in excess of \$5,000.)

CORPORATION:

All non-party political committees which have identified themselves as being connected with a corporate entity are included in this group.

EXPLANATION OF COLUMNS

NON-PARTY POLITICAL COMMITTEES

TABLE A (cont.)

LABOR ORGANIZATION:

This category is composed of all non-party political committees which have indicated a connection with a labor organization.

NO CONNECTED ORGANIZATION(NON-441b):

With the exception of those in the health-related field which are included in the next category, all non-party political committees which have not reported a connected organization are placed in this class.

TRADE/MEMBERSHIP/HEALTH:

This grouping includes non-party political committees which have stated a connection with a trade association or membership organization and political committees in the health-related field.

COOPERATIVE:

Included here are non-party political committees which report that they are connected with a cooperative.

CORPORATION WITHOUT STOCK:

The reporting of a connection with a corporation without capital stock qualifies a

non-party political committee for inclusion in this category.

The identification number which the Federal Election Commission has assigned to a committee (C.....) is listed next to the committee's name. Also given is the ending coverage date of the most recent report containing 1979-80 financial activity information which a committee has filed. If the committee has omitted the ending coverage date on its most recent report containing such information, an attempt has been made to supply the date based on evidence from the report. If no ending coverage date is printed next to the name of a committee, it means that for a variety of possible reasons the committee has not filed a report containing financial activity information.

* * * * *

TABLE B - SUMMARY INFORMATION ON THE FINANCIAL ACTIVITY AND ASSISTANCE TO CANDIDATES OF NON-PARTY POLITICAL COMMITTEES

TOTAL RECPT MINUS TRANS IN AFF (Total Receipts Minus Transfers In from Affiliated Political Committees):

This column represents the difference

EXPLANATION OF COLUMNS

TABLE B (cont.)

between the total receipts of a non-party political committee and the total transfers it has received from affiliated committees. Figures in this column more accurately depict the receipts situation, since total receipts are frequently inflated due to transfers between affiliated committees.

TOTAL DISB MINUS TRANS OUT AFF (Total Disbursements Minus Transfers Out to Affiliated Political Committees):

This column represents the difference between the total disbursements of a non-party political committee and the total transfers it has made to affiliated committees. Figures in this column more accurately depict the disbursements situation, since total disbursements are frequently inflated due to transfers between affiliated committees.

LATEST CASH-ON-HAND:

These amounts are a political committee's most recently reported 1980 "cash on hand". These balances are taken from Line 10 (Line 8).

DEBTS OWED TO:

This column represents the outstanding debts and obligations owed TO the listed

NON-PARTY POLITICAL COMMITTEES

political committee. The amounts are taken from Line 12 (Line 9) of the committee's latest report.

DEBTS OWED BY:

The outstanding debts and obligations owed BY the listed political committee are given in this column. The figures are from Line 13 (Line 10) of the committee's latest report.

CONTRIB TO CANDIDATES:

This column represents contributions (donations of money or in-kind contributions of services, goods or property) to candidates from the listed political committee. The amounts are as reported on Line 22b or 22c of Schedule B (Line 21 of Schedule B). (Note that some of these contributions may have been made to individuals who may not be statutory "candidates" under the 1979 Amendments to the Federal Election Campaign Act, e.g., an individual seeking nomination to Federal office who has not received contributions or made expenditures aggregating in excess of \$5,000.)

EXPEND ON BEHALF OF CANDIDATES:

Figures here represent expenditures on behalf of candidates made by a non-party

EXPLANATION OF COLUMNS

TABLE B (cont.)

political committee. The disbursements may be for honoraria or election recounts, or for independent expenditures (those made without consultation with the candidates). Line 22b or 22c of Schedule B or Line 23 of Schedule E (Line 21 or 27 of Schedule B or Line 22 of Schedule E) are the sources for the amounts. (Note that some of these expenditures may have been made on behalf of individuals who may not be statutory "candidates" under the 1979 Amendments to the Federal election Campaign Act, e.g., an individual seeking nomination to Federal office who has not received contributions or made expenditures aggregating in excess of \$5,000.)

NUMBER OF COMMITTEES:

The figures in this column show the number of committees in each of the groups.

NON-PARTY COMMITTEE GROUPS:

The meanings of the terms "CORPORATION," etc. have been defined above in TABLE A.

* * * * *

TABLE C - CONTRIBUTIONS TO CANDIDATES FROM NON-PARTY POLITICAL COMMITTEES BY CANDIDATES' PARTY

NON-PARTY POLITICAL COMMITTEES

CANDIDATES' PARTY:

Within each of the candidates' party columns (Democratic, Republican, Other, Totals) the "number" portion shows the number of instances where a committee in the group (e.g., those connected with a corporate entity) has contributed to a candidate. (Multiple contributions by a committee to the same candidate are summarized and counted as one instance.) The "dollars" segment of the columns gives the total amount contributed to the candidates identified with the listed political party. The "per cent" portion indicates what proportion of all contributions to candidates made by a non-party group went to candidates affiliated with the listed political party. (Note that some of these contributions may have been made to individuals who may not be statutory "candidates" under the 1979 Amendments to the Federal Election Campaign Act, e.g., an individual seeking nomination to Federal office who has not received contributions or made expenditures aggregating in excess of \$5,000.)

COMMIT MAKING CONTRIB:

The information in the first column indicates the number of committees in a group which have made contributions to candidates.

EXPLANATION OF COLUMNS

NON-PARTY POLITICAL COMMITTEES

TABLE C (cont.)

The figures in the percentage column show what per cent of all committees in a group (e.g., all those registered committees connected with corporate intities) have made candidate contributions.

NON-PARTY COMMITTEE GROUPS:

The meanings of the terms "CORPORATION," etc. have been defined above IN TABLE A.

* * * * *

TABLE D - CONTRIBUTIONS TO CANDIDATES FROM NON-PARTY POLITICAL COMMITTEES BY OFFICE, INCUMBENT/CHALLENGER-OTHER/OPEN-SEAT CANDIDATE STATUS AND PARTY

INCUMBENT:

Incumbent candidates are those who have held the Presidential office on or after 1/21/77 or a Congressional office at any time during the 96th Congress.

With respect to the six special elections in 1979 and 1980 for vacant House seats, contributions to a candidate in such an election appear in the open-seat category. However, post-election contributions to the winner of special election appear in the incumbent column.

CHALLENGER - OTHER:

All candidates who are not incumbent or open-seat candidates are included in this category. These candidates may be, for example, 1980 challengers of Congressional incumbents or they may be unsuccessful 1978 or potential 1982 Senatorial aspirants.

OPEN-SEAT:

Open-seat candidates are those seeking election during 1979 or 1980 to seats where an incumbent is not seeking re-election.

PARTY:

Within each of the candidates' party columns (Democratic, Republican, Other, Subtotal) the "number" segment indicates the number of instances where a committee in the group (e.g., those connected with a corporate entity) has contributed to a candidate with a particular party/candidate status combination. (Mutliple contributions by a committee to the same candidate are summarized and counted as one instance.) The total dollar amount given to such candidates is shown next and labelled "dollars." The "per cent" portion gives the proportion of all contributions to candidates made by a non-party group which went to candidates of a particular party/candidate status

EXPLANATION OF COLUMNS

TABLE D (cont.)

combination. (Note that some of these contributions may have been made to individuals who may not be statutory "candidates" under the 1979 Amendments to the Federal Election Campaign Act, e.g., an individual seeking nomination to Federal office who has not received contributions or made expenditures aggregating in excess of \$5,000.)

NON-PARTY COMMITTEE GROUPS:

The meanings of the terms "CORPORATION," etc. have been defined above in TABLE A.

* * * * *

TABLE E - CONTRIBUTIONS TO CANDIDATES FROM
NON-PARTY POLITICAL COMMITTEES BY
CONTRIBUTION AMOUNT

CONTRIBUTION AMOUNT:

The "number" portion of the contribution amount column shows the number of instances where a committee in the group (e.g., those connected with a corporate entity) has contributed to a candidate. (Multiple contributions by a committee to the same candidate are summarized and counted as one instance.) The "dollars" portion of the columns gives the total amount contributed to

NON-PARTY POLITICAL COMMITTEES

one or more candidates. The "per cent" segment of the column is the proportion which the dollars in a category (e.g., \$1 to \$99) constitute of all contributions made to candidates by a group of political committees. (Note that some of these contributions may have been made to individuals who may not be statutory "candidates" under the 1979 Amendments to the Federal Election Campaign Act, e.g., an individual seek nomination to Federal office who has not received contributions or made expenditures aggregating in excess of \$5,000.)

COMMITTEES:

The figures given here show the number of committees in a group which have made contributions to candidates.

NON-PARTY COMMITTEE GROUPS:

The meanings of the terms "CORPORATION," etc. have been defined above in TABLE A.

* * * * *

TABLE F - TOTAL RECEIPTS OF NON-PARTY
POLITICAL COMMITTEES BY RECEIPT AMOUNT

EXPLANATION OF COLUMNS

TABLE F (cont.)

RECEIPT AMOUNT:

The "number" portion of the total receipts columns shows the number of non-party political committees in a group (e.g., those connected with corporate entities) which have reported total receipts in the dollar range of the particular column (e.g., \$1 - \$9,999). The "dollars" portion of the columns gives the total amount of total receipts of the committees which fall into the particular dollar range. The "per cent" segment of the columns is the proportion which the total dollars in a particular dollar range constitute of all total receipts received by all committees in a group.

NON-PARTY COMMITTEE GROUPS:

The meanings of the terms "CORPORATION," etc. have been defined above in TABLE A.

* * * * *

TABLE G - CONTRIBUTIONS TO CANDIDATES FROM SEVEN TOTAL RECEIPT CLASSES OF NON-PARTY POLITICAL COMMITTEES BY CONTRIBUTION AMOUNT

NON-PARTY POLITICAL COMMITTEES

CONTRIBUTION AMOUNT:

The "number" portion of the contribution amount columns shows the number of instances where a committee in the group which has reported total receipts in a particular dollar range has contributed to a candidate. (Multiple contributions by a committee to the same candidate are summarized and counted as one instance.) The "dollars" portion of the columns gives the total amount contributed to one or more candidates. The "per cent" segment of the columns is the proportion which the dollars in a category (e.g., \$1 to \$99) constitute of all contributions made to candidates by political committees in a particular total receipts dollar range. (Note that some of these contributions may have been made to individuals who may not be statutory "candidates" under the 1979 Amendments to the Federal Election Campaign Act, e.g., an individual seeking nomination to Federal office who has not received contributions or made expenditures aggregating in excess of \$5,000.)

EXPLANATION OF COLUMNS

TABLE G (cont.)

COMMITTEES:

The figures given here show the number of committees in a particular total receipts dollar range which have made contributions to candidates.

TOTAL RECEIPTS CLASSES:

A political committee is placed in one of the seven total receipts classes based on the sum of its reported total receipts.

* * * * *

TABLE H - LATEST CASH-ON-HAND OF NON-PARTY POLITICAL COMMITTEES BY CASH-ON- HAND AMOUNT

CASH-ON-HAND AMOUNT:

The "number" portion of the latest 1980 "cash on hand" columns shows the number of non-party political committees in a group (e.g., those connected with corporate entities) which have reported latest 1980 "cash on hand" in the dollar range of the particular column (e.g., \$1 - \$999). The "dollars" portion of the columns gives the total amount of latest 1980 "cash on hand" of the committees which fall into the particular dollar range. The "per cent" segment of the columns is the proportion which the total dollars in a particular dollar range

NON-PARTY POLITICAL COMMITTEES

constitute of all the latest 1980 "cash on hand" reported by all committees in a group.

NON-PARTY COMMITTEE GROUPS:

The meanings of the terms "CORPORATION," etc. have been defined above in TABLE A.

* * * * *

TABLE I - CONTRIBUTIONS TO CANDIDATES FROM SEVEN LATEST CASH-ON-HAND CLASSES OF NON-PARTY POLITICAL COMMITTEES BY CONTRIBUTIONS AMOUNT

CONTRIBUTION AMOUNT:

The "number" portion of the contribution amount columns shows the number of instances where a committee in a group which has reported latest 1980 "cash on hand" in a particular dollar range has contributed to a candidate. (Multiple contributions by a committee to the same candidate are summarized and counted as one instance.) The "dollar" portion of the columns gives the total amount contributed to one or more candidates. The "per cent" segment of the columns is the proportion which the dollars in a category (e.g., \$1 to \$99) constitute of all contributions made to candidates by political committees in a particular latest

EXPLANATION OF COLUMNS

TABLE I (cont.)

1980 "cash on hand" dollar range. (Note that some of these contributions may have been made to individuals who may not be statutory "candidates" under the 1979 Amendments to the Federal Election Campaign Act, e.g., an individual seeking nomination to Federal office who has not received contributions or made expenditures aggregating in excess of \$5,000.)

COMMITTEES:

The figures given here show the number of committees in a particular latest 1980 "cash on hand" dollar range which have made contributions to candidates.

LATEST CASH-ON-HAND CLASSES:

A political committee is placed in one of the seven latest 1980 "cash on hand" classes based on its latest reported 1980 "cash on hand".

* * * * *

TABLE J - EXPENDITURES ON BEHALF OF CANDIDATES FROM NON-PARTY POLITICAL COMMITTEES BY CANDIDATES' PARTY

CANDIDATES' PARTY:

Within each of the candidates' party

NON-PARTY POLITICAL COMMITTEES

columns (Democratic, Republican, Other, Totals) the "number" portion shows the number of instances where a committee in the group (e.g., those connected with a corporate entity) has made expenditures on behalf of a candidates, including disbursements for honoraria or election recounts as well as supportive independent expenditures. (Multiple expenditures on behalf of the same candidate by a committee are summarized and counted as one instance.) The "dollars" segment of the columns gives the total amount expended on behalf of the candidates identified with the listed political party. The "per cent" portion indicates what proportion of all expenditures on behalf of candidates made by a non-party group were made for candidates affiliated with the listed political party. (Note that some of these expenditures may have been made on behalf of individuals who may not be statutory "candidates" under the 1979 Amendments to the Federal Election Campaign Act, e.g., an individual seeking nomination to Federal office who has not received contributions or made expenditures aggregating in excess of \$5,000.)

COMMIT MAKING EXPEND:

The information in the first column indicates the number of committees in a group

EXPLANATION OF COLUMNS

NON-PARTY POLITICAL COMMITTEES

TABLE J (cont.)

which have made expenditures on behalf of candidates. The figures in the percentage column show what per cent of all committees in a group (e.g., all those registered committees connected with corporate entities) have made expenditures on behalf of candidates.

NON-PARTY COMMITTEE GROUPS:

The meanings of the terms "CORPORATION," etc. have been defined above in TABLE A.

* * * * *

TABLE K - EXPENDITURES ON BEHALF OF
CANDIDATES FROM NON-PARTY POLITICAL
COMMITTEES BY OFFICE,
INCUMBENT/CHALLENGER-OTHER/OPEN-SEAT
CANDIDATE STATUS AND PARTY

INCUMBENT:

Incumbent candidates are those who have held the Presidential office on or after 1/21/77 or a Congressional office at any time during the 96th Congress.

With respect to the six special elections in 1979 and 1980 for vacant House seats, expenditures for a candidate in such an election appear in the open-seat category.

However, post-election expenditures for the winner of a special election appear in the incumbent column.

CHALLENGER - OTHER:

All candidates who are not incumbent or open-seat candidates are included in this category. These candidates may be, for example, 1980 challengers of Congressional incumbents or they may be unsuccessful 1978 or potential 1982 Senatorial aspirants.

OPEN-SEAT:

Open-seat candidates are those seeking election during 1979 or 1980 to seats where an incumbent is not seeking re-election.

PARTY:

Within each of the candidates' party columns (Democratic, Republican, Other, Subtotal) the "number" segment indicates the number of instances where a committee in the group (e.g., those connected with a corporate entity) has made expenditures on behalf of a candidate with a particular party/ candidate status, including disbursements for honoraria or election recounts as well as independent expenditures. (Multiple expenditures on behalf of the same candidate by a committee are summarized and counted as one

EXPLANATION OF COLUMNS

TABLE K (cont.)

instance.) The total dollar amount expended on behalf of such candidates is shown next and labelled "dollars." The "per cent" portion gives the proportion of all expenditures on behalf of candidates made by a non-party group which were made for candidates of a particular party/candidate status. (Note that some of these expenditures may have been made on behalf of individuals who may not be statutory "candidates" under the 1979 Amendments to the Federal Election Campaign Act, e.g., an individual seeking nomination to Federal office who has not received contributions or made expenditures aggregating in excess of \$5,000.)

NON-PARTY COMMITTEE GROUPS:

The meanings of the terms "CORPORATION," etc. have been defined above in TABLE A.

* * * * *

TABLE L - INDEPENDENT EXPENDITURES AGAINST CANDIDATES BY NON-PARTY POLITICAL COMMITTEES BY CANDIDATES' PARTY

CANDIDATES' PARTY:

Within each of the candidates' party columns (Democratic, Republican, Other, Totals) the "number" portion shows the number of instances where a committee in the group (e.g., those connected with a corporate entity) has made independent expenditures against candidates. (Multiple expenditures

NON-PARTY POLITICAL COMMITTEES

against the same candidate by a committee are summarized and counted as one instance.) The "dollars" segment of the columns gives the total amount expended against the candidates identified with the listed political party. The "per cent" portion indicates what proportion of all independent expenditures against candidates made by a non-party group were made against candidates affiliated with the listed political party. (Note that some of these expenditures may have been made against individuals who may not be statutory "candidates" under the 1979 Amendments to the Federal Election Campaign Act, e.g., an individual seeking nomination to Federal office who has not received contributions or made expenditures aggregating in excess of \$5,000.)

COMMIT MAKING EXPEND:

The information in the first column indicates the number of committees in a group which have made expenditures against candidates. The figures in the percentage column show what percent of all committees in a group (e.g., all those registered committees connected with corporate entities) have made independent expenditures against candidates.

NON-PARTY COMMITTEE GROUPS:

The meanings of the terms "CORPORATION," etc. have been defined above in TABLE A.

* * * * *

EXPLANATION OF COLUMNS

TABLE M - INDEPENDENT EXPENDITURES AGAINST CANDIDATES BY NON-PARTY POLITICAL COMMITTEES BY OFFICE, INCUMBENT/CHALLENGER-OTHER/OPEN-SEAT CANDIDATE STATUS AND PARTY

INCUMBENT:

Incumbent candidates are those who have held the Presidential office on or after 1/21/77 or a Congressional office at any time during the 96th Congress.

With respect to the six special elections in 1979 and 1980 for vacant House seats, expenditures against a candidate in such an election appear in the open-seat category. However, post-election expenditures against the winner of a special election appear in the incumbent column.

CHALLENGER - OTHER:

All candidates who are not incumbent or open-seat candidates are included in this category. These candidates may be, for example, 1980 challengers of Congressional incumbents or they may be unsuccessful 1978 or potential 1982 Senatorial aspirants.

OPEN-SEAT:

Open-seat candidates are those seeking election during 1979 or 1980 to seats where an incumbent is not seeking re-election.

NON-PARTY POLITICAL COMMITTEES

PARTY:

Within each of the candidates' party columns (Democratic, Republican, Other, Subtotal) the "number" segment indicates the number of instances where a committee in the group (e.g., those connected with a corporate entity) has made expenditures against a candidate with a particular party/candidate status. (Multiple expenditures against the same candidate by a committee are summarized and counted as one instance.) The total dollar amount expended against such candidates is shown next and labelled "dollars." The "per cent" portion gives the proportion of all independent expenditures against candidates made by a non-party group which were made against candidates of a particular party/candidate status. (Note that some of these expenditures may have been made against individuals who may not be statutory "candidates" under the 1979 Amendments to the Federal Election Campaign Act, e.g., an individual seeking nomination to Federal office who has not received contributions or made expenditures aggregating in excess of \$5,000.)

NON-PARTY COMMITTEE GROUPS:

The meanings of the terms "CORPORATION," etc. have been defined above in TABLE A.



IV

GRAPHS AND TABLES: SELECTED FINANCIAL ACTIVITY AND ASSISTANCE
TO CANDIDATES, DEMOCRATIC AND REPUBLICAN NATIONAL,
PRESIDENTIAL CONVENTION, STATE AND LOCAL
POLITICAL COMMITTEES

DEMOCRATIC

NATIONAL COMMITTEES 15.42 (41.461%)

SENATORIAL 1.65 (4.447%)

CONGRESSIONAL 2.86 (7.702%)

ASSOC.OF STATE DEM.CHAIR. 2.71 (7.299%)

OTHER NATIONAL 0.38 (1.018%)

CONVENTION/STATE/LOCAL 14.16 (38.074%)

REPUBLICAN

NATIONAL COMMITTEES 77.84 (45.92%)

SENATORIAL 23.31 (13.75%)

CONGRESSIONAL 28.57 (16.85%)

NATIONAL FUNDRAISING 0.00

OTHER NATIONAL 0.63 (0.37%)

CONVENTION/STATE/LOCAL 39.19 (23.12%)

TOTAL - ALL DEMOCRATIC 37.19

TOTAL - ALL REPUBLICAN 169.53

20 40 60 80 100 120 140 160 180

Millions of Dollars (Per Cent)

1979-80 TOTAL RECEIPTS OF CATEGORIES OF DEMOCRATIC AND REPUBLICAN POLITICAL COMMITTEES MINUS TRANSFERS IN FROM SAME-CATEGORY NATIONAL COMMITTEES OR INTRA-STATE AND LOCAL COMMITTEES REPORTED THROUGH DECEMBER 18, 1981*

*For a more detailed description of the completeness of the information entered into the computer system by 12/18/81, see I - DESCRIPTION OF REPORT, p. vii.

DEMOCRATIC

NATIONAL COMMITTEES 2.20 (32.544%)

SENATORIAL 0.40 (5.895%)

CONGRESSIONAL 0.42 (6.188%)

ASSOC.OF STATE DEM.CHAIR. 1.37 (20.198%)

OTHER NATIONAL 0.36 (5.313%)

CONVENTION/STATE/LOCAL 2.02 (29.862%)

REPUBLICAN

NATIONAL COMMITTEES 4.69 (23.065%)

SENATORIAL 0.50 (2.456%)

CONGRESSIONAL 8.87 (43.592%)

NATIONAL FUNDRAISING 0.00

OTHER NATIONAL 1.88 (9.221%)

CONVENTION/STATE/LOCAL 4.41 (21.666%)

TOTAL - ALL DEMOCRATIC 6.76

TOTAL - ALL REPUBLICAN 20.35

5

10

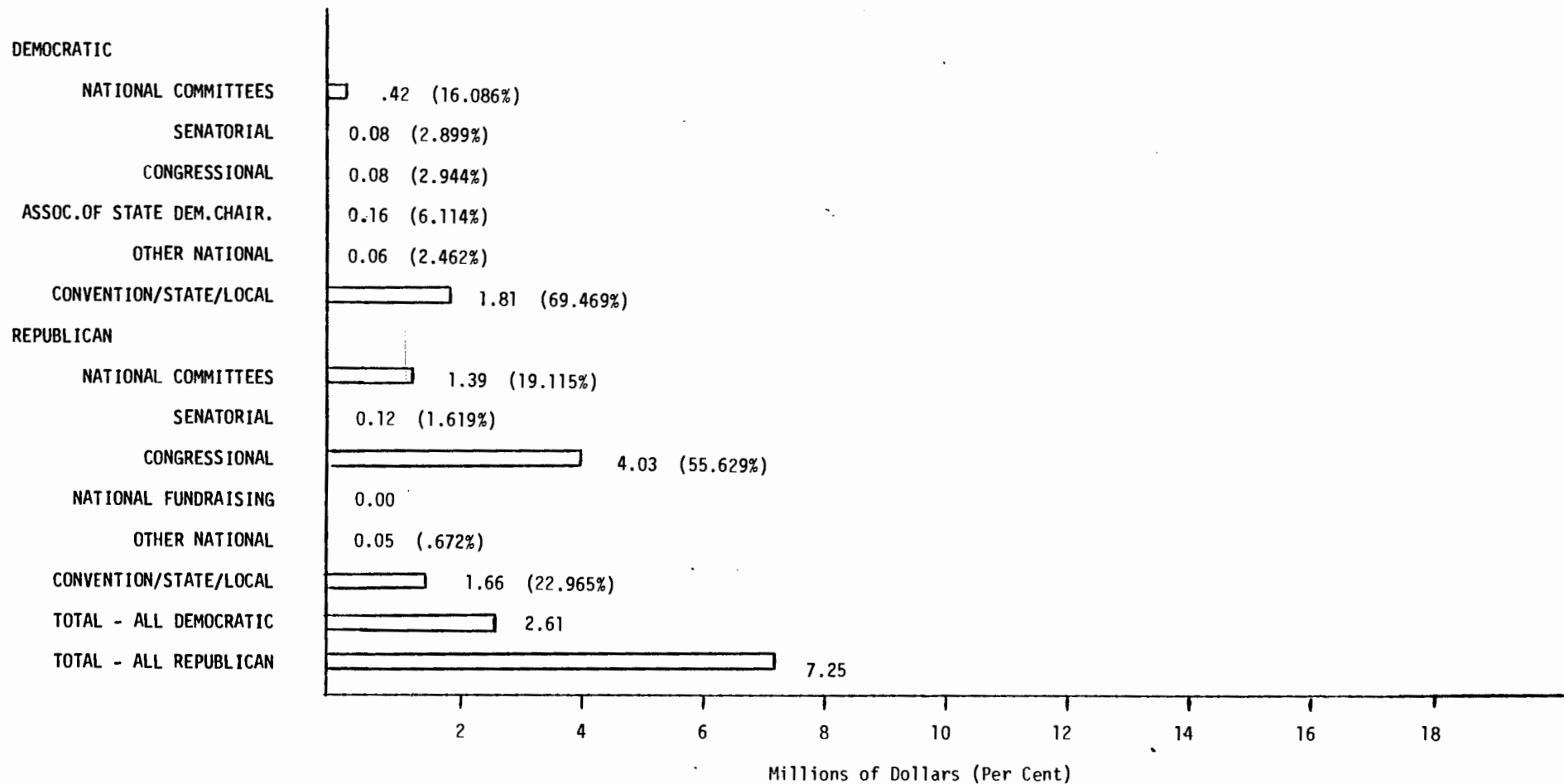
15

20

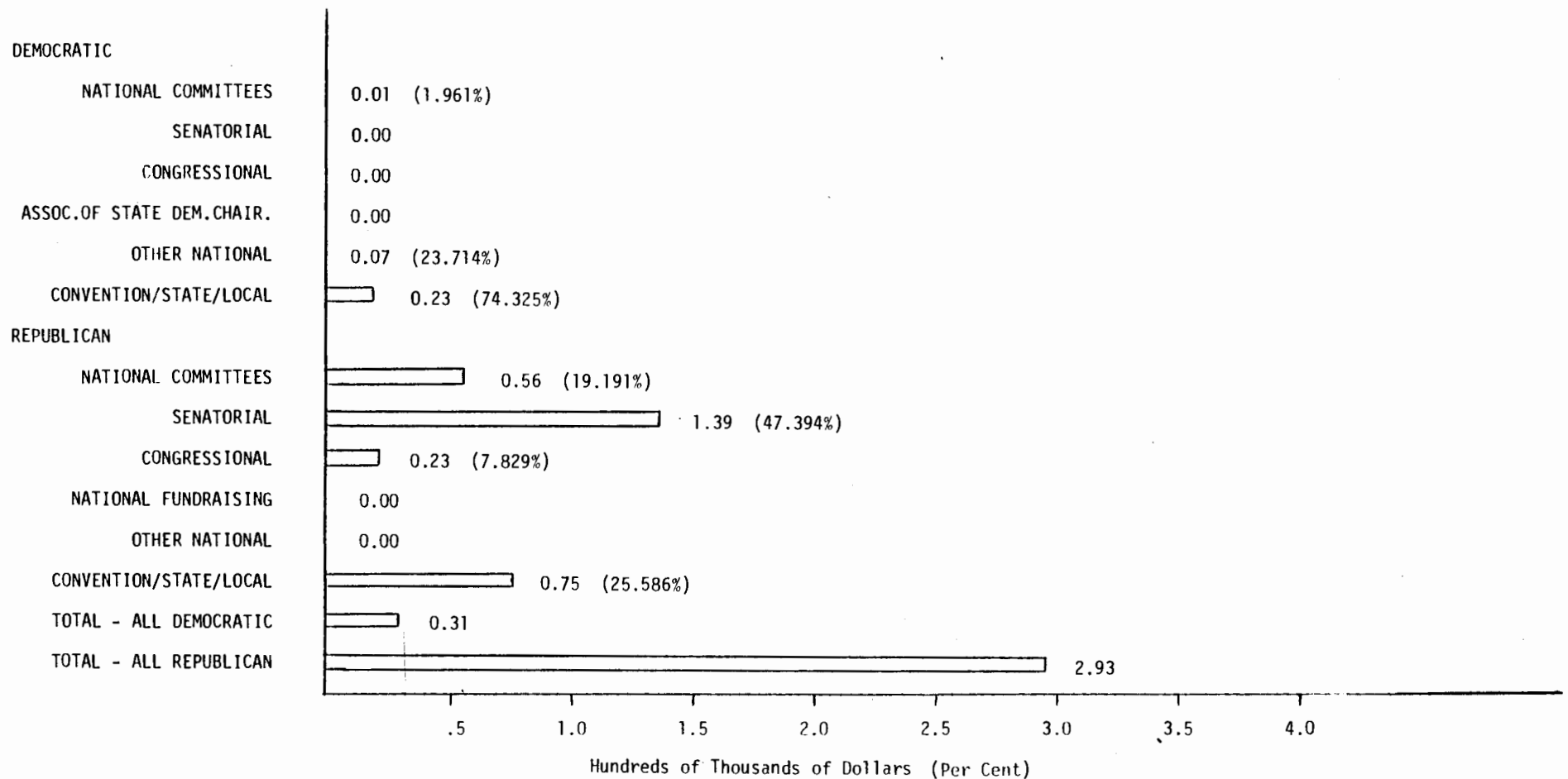
25

Hundreds of Thousands of Dollars (Per Cent)

CASH ON HAND 1/1/79 REPORTED BY CATEGORIES OF DEMOCRATIC AND REPUBLICAN POLITICAL COMMITTEES



LATEST CASH ON HAND REPORTED BY CATEGORIES OF DEMOCRATIC AND REPUBLICAN POLITICAL COMMITTEES



LATEST REPORTED DEBTS OWED TO CATEGORIES OF DEMOCRATIC AND REPUBLICAN POLITICAL COMMITTEES

DEMOCRATIC

NATIONAL COMMITTEES

1.05 (51.481%)

SENATORIAL

0.44 (21.583%)

CONGRESSIONAL

0.20 (9.811%)

ASSOC.OF STATE DEM.CHAIR.

0.00

OTHER NATIONAL

0.002 (0.098%)

CONVENTION/STATE/LOCAL

0.35 (17.027%)

REPUBLICAN

NATIONAL COMMITTEES

0.01 (0.869%)

SENATORIAL

0.40 (27.191%)

CONGRESSIONAL

0.13 (8.687%)

NATIONAL FUNDRAISING

0.00

OTHER NATIONAL

0.001 (0.086%)

CONVENTION/STATE/LOCAL

0.93 (63.167%)

TOTAL - ALL DEMOCRATIC

2.04

TOTAL - ALL REPUBLICAN

1.47

.5

1.0

1.5

2.0

2.5

Millions of Dollars (Per Cent)

LATEST REPORTED DEBTS OWED BY CATEGORIES OF DEMOCRATIC AND REPUBLICAN POLITICAL COMMITTEES

TABLE A

SELECTED FINANCIAL ACTIVITY OF POLITICAL COMMITTEES
AND THEIR ASSISTANCE TO CANDIDATES BY OFFICE AND PARTY

NATIONAL DEMOCRATIC

1) C00014076 DEMOCRATIC FINANCE COMMITTEE	
2) C00079749 DEMOCRATIC NATIONAL COMMITTEE - TRAVEL ESCROW ACCOUNT	12/31/80
3) C00071910 DEMOCRATS ABROAD (BELGIUM)	12/31/80
4) C00074443 DEMOCRATS ABROAD (FRANCE)	
5) C00073783 DEMOCRATS ABROAD/UNITED KINGDOM	
6) C00010603 DNC SERVICES CORPORATION/DEMOCRATIC NATIONAL COMMITTEE	12/31/80
** SUB TOTAL	
7) C00042366 DEMOCRATIC SENATORIAL CAMPAIGN COMMITTEE *	12/31/80
** SUB TOTAL	
8) C00000935 DEMOCRATIC CONGRESSIONAL CAMPAIGN COMMITTEE *	12/31/80
9) C00080572 DEMOCRATIC HOUSE & SENATE COUNCIL	12/31/80
** SUB TOTAL	
10) C00073791 ASSOCIATION OF STATE DEMOCRATIC CHAIRPERSONS (DOLLARS FOR DEMOCRATS-CONSOLIDATED REP	12/31/80
** SUB TOTAL	
11) C00042382 DEMOCRATIC STUDY GROUP CAMPAIGN FUND *	12/31/80
12) C00078410 MAJORITY CONGRESS COMMITTEE *	12/31/80
13) C00067280 MAJORITY WHIP'S COMMITTEE: THE *	12/31/80
14) C00018135 DEMOCRATIC CANDIDATE FUND (AKA THOMAS P. O'NEILL, JR. CONGRESS FUND) *	12/31/80
GRAND TOTAL	

R E C E I P T S

LINE NUMBER	TOTAL RECEIPTS	TRANS IN PARTY SAME CAT	TOTAL MINUS T1 SC	REFUNOS REBATES	TRANS IN PARTY OTHER	CORPOR -ATION	LABOR	NON- CONNECT	TRADE MEMBER HEALTH	COOPER ATIVE	CORP. W/O STOCK	TOTAL NON- PARTY CONTRIB	IN-KIND CONTRIB REG COM	UNREG COMMITT	LOANS IN	REPAY MENTS	\$500 & UP CONTRIB
1)	0	0	0	0	0	0	0	0	0	0	0	0	0	0	0	0	0
2)	338828	36672	302156	65831	23755	0	0	0	0	0	0	0	0	16925	0	0	0
3)	3369	0	3369	0	0	0	0	0	0	0	0	0	0	0	0	0	0
4)	0	0	0	0	0	0	0	0	0	0	0	0	0	0	0	0	0
5)	0	0	0	0	0	0	0	0	0	0	0	0	0	0	0	0	0
6)	15112775	0	15112775	54559	3608	308542	445635	41825	222362	123220	14912	1156496	1560	227562	110000	0	8688073
**	15454972	36672	15418300	120390	27363	308542	445635	41825	222362	123220	14912	1156496	1560	244487	110000	0	8688073
7)	1653849	0	1653849	7790	824481	29225	1000	2500	68000	2300	500	103525	0	0	0	0	207000
**	1653849	0	1653849	7790	824481	29225	1000	2500	68000	2300	500	103525	0	0	0	0	207000
8)	2077900	10030	2067870	1000	907817	50825	30075	8750	71625	4500	1500	167275	0	1900	300000	0	135155
9)	798990	2772	796218	1093	89411	37925	32000	3125	31275	9000	4500	117825	0	3263	0	0	214550
**	2876890	12802	2864088	2093	997228	88750	62075	11875	102900	13500	6000	285100	0	5163	300000	0	349705
10)	2714266	0	2714266	0	2197	0	0	0	0	0	0	0	0	0	0	0	0
**	2714266	0	2714266	0	2197	0	0	0	0	0	0	0	0	0	0	0	0
11)	69555	0	69555	0	0	25	2000	0	1000	0	0	3025	0	2418	0	0	1500
12)	237794	0	237794	0	0	34350	41750	0	29500	7500	3500	116600	0	2750	0	0	76200
13)	5750	0	5750	0	0	0	2500	0	0	0	0	2500	0	0	0	0	3000
14)	65341	0	65341	0	0	11250	33500	0	6250	1000	0	52000	0	1000	0	0	10500
	23078417	49474	23028943	130273	1851269	472142	508460	56200	430012	147520	24912	1719246	1560	255818	410000	0	9335978

TABLE A

SELECTED FINANCIAL ACTIVITY OF POLITICAL COMMITTEES
AND THEIR ASSISTANCE TO CANDIDATES BY OFFICE AND PARTY

NATIONAL DEMOCRATIC

1) C00014076 DEMOCRATIC FINANCE COMMITTEE	
2) C00079749 DEMOCRATIC NATIONAL COMMITTEE - TRAVEL ESCROW ACCOUNT	12/31/80
3) C00071910 DEMOCRATS ABROAD (BELGIUM)	12/31/80
4) C00074443 DEMOCRATS ABROAD (FRANCE)	
5) C00073783 DEMOCRATS ABROAD/UNITED KINGDOM	
6) C00010603 DNC SERVICES CORPORATION/DEMOCRATIC NATIONAL COMMITTEE	12/31/80
** SUB TOTAL	
7) C00042366 DEMOCRATIC SENATORIAL CAMPAIGN COMMITTEE *	12/31/80
** SUB TOTAL	
8) C00000935 DEMOCRATIC CONGRESSIONAL CAMPAIGN COMMITTEE *	12/31/80
9) C00080572 DEMOCRATIC HOUSE & SENATE COUNCIL	12/31/80
** SUB TOTAL	
10) C00073791 ASSOCIATION OF STATE DEMOCRATIC CHAIRPERSONS (DOLLARS FOR DEMOCRATS-CONSOLIDATED REP	12/31/80
** SUB TOTAL	
11) C00042382 DEMOCRATIC STUDY GROUP CAMPAIGN FUND *	12/31/80
12) C00078410 MAJORITY CONGRESS COMMITTEE *	12/31/80
13) C00067280 MAJORITY WHIP'S COMMITTEE: THE *	12/31/80
14) C00018135 DEMOCRATIC CANDIDATE FUND (AKA THOMAS P. O'NEILL, JR. CONGRESS FUND) *	12/31/80
GRAND TOTAL	

DISBURSEMENTS

CASH - ON - HAND AND DEBTS

LINE NUMBER	TOTAL DISBURSE MENTS	TRANS OUT PARTY SAME CAT	TOTAL MINUS TO SC	TRANS OUT PARTY OTHER	TOTAL NON-PARTY CONTRIB	LOANS OUT	REPAY MENTS	CONTRIB REFUNDS	LATEST CASH-ON- HAND	1/1/79 CASH-ON- HAND	DEBTS OWED TO	DEBTS OWED BY
1)	0	0	0	0	0	0	0	0	0	0	0	0
2)	343743	0	343743	1137	0	0	0	0	7133	12046	614	4153
3)	3098	524	2574	0	0	0	0	0	1076	0	0	0
4)	0	0	0	0	0	0	0	0	0	0	0	0
5)	0	0	0	0	0	0	0	0	0	0	0	0
6)	14909724	105057	14804667	723763	1000	0	0	15690	411143	208092	0	1045345
**	15256565	105581	15150984	724900	1000	0	0	15690	419352	220138	614	1049498
7)	1618162	0	1618162	102600	0	0	0	0	75566	39877	0	440000
**	1618162	0	1618162	102600	0	0	0	0	75566	39877	0	440000
8)	2038401	1500	2036901	27	0	0	100000	110	71213	31713	0	200000
9)	803570	12287	791283	14450	0	0	0	1125	5538	10147	0	0
**	2841971	13787	2828184	14477	0	0	100000	1235	76751	41860	0	200000
10)	2451017	0	2451017	1142509	0	0	0	0	159395	136627	0	0
**	2451017	0	2451017	1142509	0	0	0	0	159395	136627	0	0
11)	82760	0	82760	0	0	0	0	0	1213	14419	7426	1999
12)	212824	0	212824	0	0	0	0	0	29032	4065	0	0
13)	5913	0	5913	0	0	0	0	0	0	165	0	0
14)	48689	0	48689	8000	0	0	0	0	33941	17290	0	0
	22517901	119368	22398533	1992486	1000	0	100000	16925	795250	474441	8040	1691497

TABLE A

SELECTED FINANCIAL ACTIVITY OF POLITICAL COMMITTEES
AND THEIR ASSISTANCE TO CANDIDATES BY OFFICE AND PARTY

NATIONAL DEMOCRATIC

1) C00014076 DEMOCRATIC FINANCE COMMITTEE	
2) C00079749 DEMOCRATIC NATIONAL COMMITTEE - TRAVEL ESCROW ACCOUNT	12/31/80
3) C00071910 DEMOCRATS ABROAD (BELGIUM)	12/31/80
4) C00074443 DEMOCRATS ABROAD (FRANCE)	
5) C00073783 DEMOCRATS ABROAD/UNITED KINGDOM	
6) C00010603 DNC SERVICES CORPORATION/DEMOCRATIC NATIONAL COMMITTEE	12/31/80
** SUB TOTAL	
7) C00042366 DEMOCRATIC SENATORIAL CAMPAIGN COMMITTEE *	12/31/80
** SUB TOTAL	
8) C00000935 DEMOCRATIC CONGRESSIONAL CAMPAIGN COMMITTEE *	12/31/80
9) C00080572 DEMOCRATIC HOUSE & SENATE COUNCIL	12/31/80
** SUB TOTAL	
10) C00073791 ASSOCIATION OF STATE DEMOCRATIC CHAIRPERSONS (DOLLARS FOR DEMOCRATS-CONSOLIDATED REP	12/31/80
** SUB TOTAL	
11) C00042382 DEMOCRATIC STUDY GROUP CAMPAIGN FUND *	12/31/80
12) C00078410 MAJORITY CONGRESS COMMITTEE *	12/31/80
13) C00067280 MAJORITY WHIP'S COMMITTEE; THE *	12/31/80
14) C00018135 DEMOCRATIC CANDIDATE FUND (AKA THOMAS P. O'NEILL, JR. CONGRESS FUND)*	12/31/80
GRAND TOTAL	

TOTAL CONTRIBUTIONS TO AND EXPENDITURES ON BEHALF OF ALL CANDIDATES (CONTRIB. TO SEN/HSE BY INCUM/OTH STATUS, BY OFFICE AND PARTY)

LINE NUMBER	INC	SEN/HSE CHAL- OTH	OPEN	DEM	SENATE REP	OTHER	DEM	HOUSE REP	OTHER	TOT. CONTR TO P/S/H CANDID.	TOT. EXPEN ON P/S/H CANDID.
1)	0	0	0	0	0	0	0	0	0	0	0
2)	1551	0	0	0	0	0	1551	0	0	1551	0
3)	0	0	0	0	0	0	0	0	0	0	0
4)	0	0	0	0	0	0	0	0	0	0	0
5)	0	0	0	0	0	0	0	0	0	0	0
6)	5000	11500	8000	0	0	0	24500	0	0	39500	3942526
**	6551	11500	8000	0	0	0	26051	0	0	41051	3942526
7)	295000	124000	62500	481500	0	0	0	0	0	481500	589316
**	295000	124000	62500	481500	0	0	0	0	0	481500	589316
8)	335303	131033	147761	0	0	0	614097	0	0	614097	34686
9)	0	0	0	0	0	0	0	0	0	0	0
**	335303	131033	147761	0	0	0	614097	0	0	614097	34686
10)	0	0	0	0	0	0	0	0	0	0	0
**	0	0	0	0	0	0	0	0	0	0	0
11)	3600	0	4000	0	0	0	7600	0	0	7600	0
12)	80900	16100	19650	0	0	0	116650	0	0	116650	0
13)	1050	500	400	0	0	0	1950	0	0	1950	0
14)	3500	0	2500	0	0	0	6000	0	0	6000	0
	725904	283133	244811	481500	0	0	772348	0	0	1268848	4566528

TABLE A

SELECTED FINANCIAL ACTIVITY OF POLITICAL COMMITTEES
AND THEIR ASSISTANCE TO CANDIDATES BY OFFICE AND PARTY

NATIONAL REPUBLICAN

1) C00075747 COLLEGE REPUBLICAN NATIONAL COMMITTEE	12/31/80
2) C00113126 COUNTDOWN TO VICTORY	6/30/80
3) C00041822 NATIONAL BLACK REPUBLICAN COUNCIL	12/31/80
4) C00001123 NATIONAL FEDERATION OF REPUBLICAN WOMEN	12/31/79
5) C00003079 NATIONAL REPUBLICAN HERITAGE GROUPS (NATIONALITIES) COUNCIL	12/31/80
6) C00003376 REPUBLICAN NATIONAL COMMITTEE - CONTRIBUTIONS (AKA REPUBLICAN NATIONAL FINANCE COMMITTEE)	12/31/80
7) C00003418 REPUBLICAN NATIONAL COMMITTEE - EXPENDITURES (AKA REPUBLICAN NATIONAL COMMITTEE)	12/31/80
8) C00021071 REPUBLICAN NATIONAL HISPANIC ASSEMBLY	12/31/80
9) C00060046 YOUNG REPUBLICAN NATIONAL FEDERATION	12/31/80
** SUB TOTAL	
10) C00091009 NATIONAL REPUBLICAN SENATORIAL COMMITTEE - CONTRIBUTIONS *	12/31/80
11) C00027466 NATIONAL REPUBLICAN SENATORIAL COMMITTEE - EXPENDITURES *	12/31/80
** SUB TOTAL	
12) C00002931 NATIONAL REPUBLICAN CONGRESSIONAL COMMITTEE - CONTRIBUTIONS *	12/31/80
13) C00075820 NATIONAL REPUBLICAN CONGRESSIONAL COMMITTEE - EXPENDITURES*	12/31/80
** SUB TOTAL	
14) C00088476 1978 EISENHOWER SILVER JUBILEE DINNER	
** SUB TOTAL	
15) C00081000 CONGRESSIONAL LEADERSHIP COMMITTEE	12/31/80
16) C00000810 REPUBLICAN CONGRESSIONAL BOOSTERS CLUB	12/25/80
17) C00036269 RSC CAMPAIGN FUND *	12/ 1/80

RECEIPTS

LINE NUMBER	TOTAL RECEIPTS	TRANS IN PARTY SAME CAT	TOTAL MINUS T1 SC	REFUNDS REBATES	TRANS IN PARTY OTHER	CORPOR -ATION	LABOR	NON- CONNECT	TRADE MEMBER HEALTH	COOPER ATIVE	CORP. W/O STOCK	TOTAL NON- PARTY CONTRIB	IN-KIND CONTRIB REG COM	UNHEG COMMITT	LOANS IN	REPAY MENTS	\$500 & UP CONTRIB
1)	240285	204695	35590	181	83	0	0	1000	0	0	0	1000	0	2785	0	0	3000
2)	577477	32276	545201	0	0	26555	0	1000	12000	5000	0	44555	5665	1000	117723	0	355533
3)	179626	160474	19152	0	550	0	0	0	0	0	0	0	0	8455	0	0	0
4)	670417	224442	445975	0	0	0	0	0	0	0	0	0	0	5685	0	0	10000
5)	286960	210899	76061	0	782	0	0	0	250	0	0	250	0	13556	0	0	4600
6)	63231442	400000	62831442	28995	3216124	191837	2000	750	161654	45157	19500	420898	0	19413	0	0	12502851
7)	68710983	55321836	13389147	595779	305673	0	0	0	0	0	0	0	0	2807	500000	1287976	3126
8)	178516	157705	20811	0	0	500	0	0	0	0	0	500	0	4330	0	0	0
9)	623096	148237	474859	0	745	1285	225	450	3570	0	0	5530	0	11927	40000	0	2800
**	134698802	56860564	77838238	624955	3523957	220177	2225	3200	177474	50157	19500	472733	5665	69958	657723	1287976	12881910
10)	20639985	6112	20633873	2197	660089	101700	1000	2000	83000	20000	2250	209950	0	10400	0	25000	6549736
11)	21151203	18476113	2675090	0	2829597	0	0	0	0	0	0	0	0	0	600000	0	0
**	41791188	18482225	23308963	2197	3489686	101700	1000	2000	83000	20000	2250	209950	0	10400	600000	25000	6549736
12)	27231335	0	27231335	1200	652359	29877	2500	2525	88347	10000	6000	139249	0	5576	0	0	2005795
13)	26084408	24747782	1336626	5667	19071	0	0	17	0	0	0	17	0	500	0	45000	507
**	53315743	24747782	28567961	6867	671430	29877	2500	2542	88347	10000	6000	139266	0	6076	0	45000	2006302
14)	0	0	0	0	0	0	0	0	0	0	0	0	0	0	0	0	0
**	0	0	0	0	0	0	0	0	0	0	0	0	0	0	0	0	0
15)	5216	0	5216	181	0	0	0	0	0	0	0	0	0	0	0	0	4000
16)	571607	0	571607	0	10000	3000	0	0	9000	0	0	12000	0	0	0	0	447524
17)	42578	0	42578	0	0	0	0	12	0	0	0	12	0	2696	0	0	0

TABLE A

SELECTED FINANCIAL ACTIVITY OF POLITICAL COMMITTEES
AND THEIR ASSISTANCE TO CANDIDATES BY OFFICE AND PARTY

NATIONAL REPUBLICAN

1) C00075747 COLLEGE REPUBLICAN NATIONAL COMMITTEE	12/31/80
2) C00113126 COUNTDOWN TO VICTORY	6/30/80
3) C00041822 NATIONAL BLACK REPUBLICAN COUNCIL	12/31/80
4) C00001123 NATIONAL FEDERATION OF REPUBLICAN WOMEN	12/31/79
5) C00003079 NATIONAL REPUBLICAN HERITAGE GROUPS (NATIONALITIES) COUNCIL	12/31/80
6) C00003376 REPUBLICAN NATIONAL COMMITTEE - CONTRIBUTIONS (AKA REPUBLICAN NATIONAL FINANCE COMMI	12/31/80
7) C00003418 REPUBLICAN NATIONAL COMMITTEE - EXPENDITURES (AKA REPUBLICAN NATIONAL COMMITTEE)	12/31/80
8) C00021071 REPUBLICAN NATIONAL HISPANIC ASSEMBLY	12/31/80
9) C00060046 YOUNG REPUBLICAN NATIONAL FEDERATION	12/31/80
** SUB TOTAL	
10) C00091009 NATIONAL REPUBLICAN SENATORIAL COMMITTEE - CONTRIBUTIONS *	12/31/80
11) C00027466 NATIONAL REPUBLICAN SENATORIAL COMMITTEE - EXPENDITURES *	12/31/80
** SUB TOTAL	
12) C00002931 NATIONAL REPUBLICAN CONGRESSIONAL COMMITTEE - CONTRIBUTIONS *	12/31/80
13) C00075820 NATIONAL REPUBLICAN CONGRESSIONAL COMMITTEE - EXPENDITURES*	12/31/80
** SUB TOTAL	
14) C00088476 1978 EISENHOWER SILVER JUBILEE DINNER	
** SUB TOTAL	
15) C00081000 CONGRESSIONAL LEADERSHIP COMMITTEE	12/31/80
16) C00000810 REPUBLICAN CONGRESSIONAL BOOSTERS CLUB	12/25/80
17) C00036269 RSC CAMPAIGN FUND *	12/ 1/80

DISBURSEMENTS

CASH - ON - HAND AND DEBTS

LINE NUMBER	TOTAL DISBURSE MENTS	TRANS OUT PARTY SAME CAT	TOTAL MINUS TO SC	TRANS OUT PARTY OTHER	TOTAL NON-PARTY CONTRIB	LOANS OUT	REPAY MENTS	CONTRIB REFUNDS	LATEST CASH-ON- HAND	1/1/79 CASH-ON- HAND	DEBTS OWED TO	DEBTS OWED BY
1)	236967	13347	223620	0	0	0	2905	0	9033	5717	796	1995
2)	577475	9387	568088	0	0	0	117723	0	0	0	0	0
3)	178757	8428	170329	2932	0	0	240	0	3100	2231	400	1172
4)	645140	35492	609648	0	0	0	0	0	0	123780	0	4470
5)	301013	10424	290589	183	0	0	0	0	22424	36479	0	0
6)	62594759	56400836	6193923	51527	0	0	0	62094	837952	201316	0	0
7)	68299254	1284459	67014795	1539000	0	716500	500000	5000	502494	90768	53040	0
8)	175824	2370	173454	0	0	0	0	0	9797	7106	2047	0
9)	624819	47546	577273	0	575	0	40500	0	310	2024	0	5144
**	133634008	57812289	75821719	1593642	575	716500	661368	67094	1385110	469421	56283	12781
10)	20522062	20512370	9692	0	0	0	0	5000	188847	70924	139000	100000
11)	21201790	0	21201790	990511	0	25000	630945	15120	-71540	-20944	0	300000
**	41723852	20512370	21211482	990511	0	25000	630945	20120	117307	49980	139000	400000
12)	24459500	24055180	404320	325000	0	0	0	14895	3609423	859120	0	0
13)	25690903	0	25690903	2885122	5000	42960	0	3200	421582	28079	22960	127793
**	50150403	24055180	26095223	3210122	5000	42960	0	18095	4031005	887199	22960	127793
14)	0	0	0	0	0	0	0	0	0	0	0	0
**	0	0	0	0	0	0	0	0	0	0	0	0
15)	9885	0	9885	0	0	0	0	0	5	4674	0	1261
16)	705579	0	705579	0	0	0	0	5	48691	182668	0	0
17)	42900	0	42900	0	279	0	0	0	0	320	0	0

TABLE A

SELECTED FINANCIAL ACTIVITY OF POLITICAL COMMITTEES
AND THEIR ASSISTANCE TO CANDIDATES BY OFFICE AND PARTY

NATIONAL REPUBLICAN

1) C00075747 COLLEGE REPUBLICAN NATIONAL COMMITTEE	12/31/80
2) C00113126 COUNTDOWN TO VICTORY	6/30/80
3) C00041822 NATIONAL BLACK REPUBLICAN COUNCIL	12/31/80
4) C00001123 NATIONAL FEDERATION OF REPUBLICAN WOMEN	12/31/79
5) C00003079 NATIONAL REPUBLICAN HERITAGE GROUPS (NATIONALITIES) COUNCIL	12/31/80
6) C00003376 REPUBLICAN NATIONAL COMMITTEE - CONTRIBUTIONS (AKA REPUBLICAN NATIONAL FINANCE COMMI	12/31/80
7) C00003418 REPUBLICAN NATIONAL COMMITTEE - EXPENDITURES (AKA REPUBLICAN NATIONAL COMMITTEE)	12/31/80
8) C00021071 REPUBLICAN NATIONAL HISPANIC ASSEMBLY	12/31/80
9) C00060046 YOUNG REPUBLICAN NATIONAL FEDERATION	12/31/80
** SUB TOTAL	
10) C00091009 NATIONAL REPUBLICAN SENATORIAL COMMITTEE - CONTRIBUTIONS *	12/31/80
11) C00027466 NATIONAL REPUBLICAN SENATORIAL COMMITTEE - EXPENDITURES *	12/31/80
** SUB TOTAL	
12) C00002931 NATIONAL REPUBLICAN CONGRESSIONAL COMMITTEE - CONTRIBUTIONS *	12/31/80
13) C00075820 NATIONAL REPUBLICAN CONGRESSIONAL COMMITTEE - EXPENDITURES*	12/31/80
** SUB TOTAL	
14) C00088476 1978 EISENHOWER SILVER JUBILEE DINNER	
** SUB TOTAL	
15) C00081000 CONGRESSIONAL LEADERSHIP COMMITTEE	12/31/80
16) C00000810 REPUBLICAN CONGRESSIONAL BOOSTERS CLUB	12/25/80
17) C00036269 RSC CAMPAIGN FUND *	12/ 1/80

TOTAL CONTRIBUTIONS TO AND EXPENDITURES ON BEHALF OF ALL CANDIDATES (CONTRIB. TO SEN/HSE BY INCUM/OTH STATUS, BY OFFICE AND PARTY)

LINE NUMBER	INC	SEN/HSE CHAL- OTH	OPEN	DEM	SENATE REP	OTHER	DEM	HOUSE REP	OTHER	TOT. CONTR TO P/S/H CANDID.	TOT. EXPEN ON P/S/H CANDID.
1)	0	0	0	0	0	0	0	0	0	0	0
2)	0	0	0	0	0	0	0	0	0	3280	0
3)	0	0	0	0	0	0	0	0	0	0	0
4)	0	0	0	0	0	0	0	0	0	0	0
5)	0	0	0	0	0	0	0	0	0	0	0
6)	0	0	0	0	0	0	0	0	0	0	0
7)	41695	583362	210968	0	69813	0	0	758212	8000 *	841025	5352269
8)	150	0	0	0	0	0	0	150	0	150	0
9)	0	0	0	0	0	0	0	0	0	0	0
**	41845	583362	210968	0	69813	0	0	758362	8000 *	844455	5352269
10)	0	-405	0	0	-405	0	0	0	0	-405	0
11)	110727	229446	75125	0	415298	0	0	0	0	415298	5025802
**	110727	229041	75125	0	414893	0	0	0	0	414893	5025802
12)	0	0	0	0	0	0	0	0	0	0	0
13)	1091150	621497	293016	0	3013	0	0	1993900	8750 *	2005663	1229110
**	1091150	621497	293016	0	3013	0	0	1993900	8750 *	2005663	1229110
14)	0	0	0	0	0	0	0	0	0	0	0
**	0	0	0	0	0	0	0	0	0	0	0
15)	1834	0	0	0	1584	0	0	250	0	1834	0
16)	0	353525	126000	0	99025	0	0	374000	6500 *	479525	0
17)	-1200	0	0	0	0	0	0	-1200	0	-1200	0

*PAUL M. ATANASIO (HONY15012), A CONSERVATIVE PARTY CANDIDATE IN NEW YORK STATE'S 15TH CONGRESSIONAL DISTRICT, WAS ALSO THE REPUBLICAN AND THE RIGHT TO LIFE CANDIDATE IN THE NOVEMBER 1980 ELECTION.

TABLE A

SELECTED FINANCIAL ACTIVITY OF POLITICAL COMMITTEES
AND THEIR ASSISTANCE TO CANDIDATES BY OFFICE AND PARTY

NATIONAL REPUBLICAN

18) C00132027 WHIP'S FUND FOR A REPUBLICAN MAJORITY

11/18/80

GRAND TOTAL

R E C E I P T S

LINE NUMBER	TOTAL RECEIPTS	TRANS IN PARTY SAME CAT	TOTAL MINUS TI SC	REFUNDS REBATES	TRANS IN PARTY OTHER	CONPOR -ATION	LABOR	NON- CONNECT	TRADE MEMBER HEALTH	COOPER ACTIVE	CORP. W/O STOCK	TOTAL NON- PARTY CONTRIB	IN-KIND CONTRIB REG COM	UNREG COMMITT	LOANS IN	REPAY MENTS	\$500 & UP CONTRIB
18)	5800	0	5800	0	0	0	0	0	800	0	0	800	0	0	0	0	0
230430934	100090571	130340363	634200	7695073	354754	5725	7754	358621	80157	27750	834761	5665	89130	1257723	1357976	21889472	

TABLE A

SELECTED FINANCIAL ACTIVITY OF POLITICAL COMMITTEES
AND THEIR ASSISTANCE TO CANDIDATES BY OFFICE AND PARTY

NATIONAL REPUBLICAN

18) C00132027 WHIP'S FUND FOR A REPUBLICAN MAJORITY

11/18/80

GRAND TOTAL

DISBURSEMENTS

CASH - ON - HAND AND DEBTS

LINE NUMBER	TOTAL DISBURSE MENTS	TRANS OUT PARTY SAME CAT	TOTAL MINUS TO SC	TRANS OUT PARTY OTHER	TOTAL NON-PARTY CONTRIB	LOANS OUT	REPAY MENTS	CONTRIB REFUNDS	LATEST CASH-ON- HAND	1/1/79 CASH-ON- HAND	DEBTS OWED TO	DEBTS OWED BY
18)	7371	0	7371	0	0	0	0	0	28	0	0	0
	226273998102379839	124309667	5794275	5854		784460	1292313	105314	5582146	1594262	218243	541835

TABLE A

SELECTED FINANCIAL ACTIVITY OF POLITICAL COMMITTEES
AND THEIR ASSISTANCE TO CANDIDATES BY OFFICE AND PARTY

NATIONAL REPUBLICAN

18) C00132027 WHIP'S FUND FOR A REPUBLICAN MAJORITY

11/18/80

GRAND TOTAL

TOTAL CONTRIBUTIONS TO AND EXPENDITURES ON BEHALF OF ALL CANDIDATES (CONTRIB. TO SEN/HSE BY INCUM/OTH STATUS, BY OFFICE AND PARTY)

LINE NUMBER	INC	SEN/HSE CHAL- OTH	OPEN	DEM	SENATE REP	OTHER	DEM	HOUSE REP	OTHER	TOT. CONTR TO P/S/H CANDID.	TOT. EXPEN ON P/S/H CANDID.
18)	0	1500	500	0	0	0	0	2000	0	2000	0
	1244356	1788925	705609	0	588328	0	0	3127312	23250 *	3747170	11607181

*PAUL M. ATANASIO (HONY15012), A CONSERVATIVE PARTY CANDIDATE IN NEW YORK STATE'S 15TH CONGRESSIONAL DISTRICT, WAS ALSO THE REPUBLICAN AND THE RIGHT TO LIFE CANDIDATE IN THE NOVEMBER 1980 ELECTION.

TABLE B

SELECTED FINANCIAL ACTIVITY OF POLITICAL COMMITTEES
AND THEIR ASSISTANCE TO CANDIDATES BY OFFICE AND PARTY

PRESIDENTIAL CONVENTIONS DEMOCRATIC

1) C00112219 1980 DEMOCRATIC NATIONAL CONVENTION COMMITTEE INC	12/31/80
2) C00114355 CITIZENS COMMITTEE FOR THE DEMOCRATIC NATIONAL CONVENTION INC	12/31/80
** TOTAL	

PRESIDENTIAL CONVENTIONS REPUBLICAN

3) C00101345 ARRANGEMENTS COMMITTEE OF THE REPUB. NAT'L. COMM. FOR THE 1980 REPUB. NAT'L. CONVENTIO	12/31/80
4) C00046516 ARRANGEMENTS COMMITTEE-REPUBLICAN NATIONAL CONVENTION (1972)	12/31/80
5) C00111617 CIVIC HOST CMTE FOR THE 1980 REP NAT'L CONVENTION	12/31/80
6) C00068684 MISSOURI REPUBLICAN HOST COMMITTEE, INC.	12/31/80
** TOTAL	

R E C E I P T S

LINE NUMBER	TOTAL RECEIPTS	TRANS IN PARTY SAME CAT	TOTAL MINUS TI SC	REFUNDS REBATES	TRANS IN PARTY OTHER	CORPOR -ATION	LABOR	NON- CONNECT	TRADE MEMBER HEALTH	COOPER ACTIVE	CORP. W/O STOCK	TOTAL NON- PARTY CONTRIB	IN-KING CONTRIB REG COM	UNREG COMMITT	LOANS IN	REPAY MENTS	\$500 & UP CONTRIB
1)	4480137	0	4480137	0	0	0	0	0	0	0	0	0	0	0	0	0	0
2)	574994	0	574994	0	0	0	0	0	0	0	0	0	0	0	0	0	0
**	5055131	0	5055131	0	0	0	0	0	0	0	0	0	0	0	0	0	0
3)	4576918	0	4576918	0	0	0	0	0	0	0	0	0	0	0	50000	0	0
4)	63	0	63	0	0	0	0	0	0	0	0	0	0	0	0	0	0
5)	828631	0	828631	0	0	0	0	0	0	0	0	0	0	0	0	0	0
6)	554	0	554	0	0	0	0	0	0	0	0	0	0	0	0	0	0
**	5406166	0	5406166	0	0	0	0	0	0	0	0	0	0	0	50000	0	0

TABLE B

SELECTED FINANCIAL ACTIVITY OF POLITICAL COMMITTEES
AND THEIR ASSISTANCE TO CANDIDATES BY OFFICE AND PARTY

PRESIDENTIAL CONVENTIONS DEMOCRATIC

1) C00112219 1980 DEMOCRATIC NATIONAL CONVENTION COMMITTEE INC	12/31/80
2) C00114355 CITIZENS COMMITTEE FOR THE DEMOCRATIC NATIONAL CONVENTION INC	12/31/80
..	
TOTAL	

PRESIDENTIAL CONVENTIONS REPUBLICAN

3) C00101345 ARRANGEMENTS COMMITTEE OF THE REPUB. NAT'L. COMM. FOR THE 1980 REPUB. NAT'L. CONVENTIO	12/31/80
4) C00046516 ARRANGEMENTS COMMITTEE-REPUBLICAN NATIONAL CONVENTION (1972)	12/31/80
5) C00111617 CIVIC HOST CMTE FOR THE 1980 REP NAT'L CONVENTION	12/31/80
6) C00068684 MISSOURI REPUBLICAN HOST COMMITTEE, INC.	12/31/80
..	
TOTAL	

DISBURSEMENTS

CASH - ON - HAND AND DEBTS

LINE NUMBER	TOTAL DISBURSE MENTS	TRANS OUT PARTY SAME CAT	TOTAL MINUS TO SC	TRANS OUT PARTY OTHER	TOTAL NON-PARTY CONTRIB	LOANS OUT	REPAY MENTS	CONTRIB REFUNDS	LATEST CASH-ON- HAND	1/1/79 CASH-ON- HAND	DEBTS OWED TO	DEBTS OWED BY
1)	3303788	0	3303788	0	0	0	0	0	1176346	0	0	0
2)	526526	0	526526	0	0	0	0	0	51906	3438	0	0
**	3830314	0	3830314	0	0	0	0	0	1228252	3438	0	0
3)	4485676	0	4485676	0	0	0	90000	0	94238	3005	2082	8200
4)	0	0	0	0	0	0	0	0	20487	20423	488	9952
5)	828630	0	828630	0	0	0	0	0	0	0	1400	25856
6)	694	0	694	0	0	0	0	0	5752	5887	0	0
**	5315000	0	5315000	0	0	0	90000	0	120477	29315	3970	44008

TABLE B

SELECTED FINANCIAL ACTIVITY OF POLITICAL COMMITTEES
AND THEIR ASSISTANCE TO CANDIDATES BY OFFICE AND PARTY

PRESIDENTIAL CONVENTIONS DEMOCRATIC

1) C00112219 1980 DEMOCRATIC NATIONAL CONVENTION COMMITTEE INC 12/31/80

2) C00114355 CITIZENS COMMITTEE FOR THE DEMOCRATIC NATIONAL CONVENTION INC 12/31/80

**

TOTAL

PRESIDENTIAL CONVENTIONS REPUBLICAN

3) C00101345 ARRANGEMENTS COMMITTEE OF THE REPUB. NAT'L. COMM. FOR THE 1980 REPUB. NAT'L. CONVENTIO 12/31/80

4) C00046516 ARRANGEMENTS COMMITTEE-REPUBLICAN NATIONAL CONVENTION (1972) 12/31/80

5) C00111617 CIVIC HOST CMTE FOR THE 1980 REP NAT'L CONVENTION 12/31/80

6) C00068684 MISSOURI REPUBLICAN HOST COMMITTEE, INC. 12/31/80

**

TOTAL

TOTAL CONTRIBUTIONS TO AND EXPENDITURES ON BEHALF OF ALL CANDIDATES (CONTRIB. TO SEN/HSE BY INCUM/OTH STATUS, BY OFFICE AND PARTY)

LINE NUMBER	INC	SEN/HSE CHAL- OTH	OPEN	DEM	SENATE REP	OTHER	DEM	HOUSE REP	OTHER	TOT. CONTR TO P/S/H CANDID.	TOT. EXPEN ON P/S/H CANDID.
1)	0	0	0	0	0	0	0	0	0	0	0
2)	0	0	0	0	0	0	0	0	0	0	0
**	0	0	0	0	0	0	0	0	0	0	0
3)	0	0	0	0	0	0	0	0	0	0	0
4)	0	0	0	0	0	0	0	0	0	0	0
5)	0	0	0	0	0	0	0	0	0	0	0
6)	0	0	0	0	0	0	0	0	0	0	0
**	0	0	0	0	0	0	0	0	0	0	0

TABLE C

SELECTED FINANCIAL ACTIVITY OF POLITICAL COMMITTEES
AND THEIR ASSISTANCE TO CANDIDATES BY OFFICE AND PARTY

STATE AND LOCAL DEMOCRATIC

1)	ALABAMA	TOTAL
2)	ALASKA	TOTAL
3)	ARIZONA	TOTAL
4)	ARKANSAS	TOTAL
5)	CALIFORNIA	TOTAL
6)	COLORADO	TOTAL
7)	CONNECTICUT	TOTAL
8)	DELAWARE	TOTAL
9)	DISTRICT OF COLUMBIA	TOTAL
10)	FLORIDA	TOTAL
11)	GEORGIA	TOTAL
12)	HAWAII	TOTAL
13)	IDAHO	TOTAL
14)	ILLINOIS	TOTAL
15)	INDIANA	TOTAL
16)	IOWA	TOTAL
17)	KANSAS	TOTAL
18)	KENTUCKY	TOTAL
19)	LOUISIANA	TOTAL
20)	MAINE	TOTAL
21)	MARYLAND	TOTAL

R E C E I P T S

LINE NUMBER	TOTAL RECEIPTS	TRANS IN PARTY SAME STATE	TOTAL MINUS TI PSS	REFUNDS REBATES	TRANS IN PARTY OTHER	CORPOR -ATION	LABOR	NON- CONNECT	TRADE MEMBER HEALTH	COOPER ATIVE	CORP. W/O STOCK	TOTAL NON- PARTY CONTRIB	IN-KIND CONTRIB REG COM	UNREG COMMITT	LOANS IN	REPAY MENTS	\$500 & UP CONTRIB
1)	208897	21000	187897	0	32000	280	17750	0	6000	0	0	24030	0	21000	10000	0	76546
2)	1414	0	1414	0	0	0	0	0	0	0	0	0	0	0	0	0	0
3)	16778	0	16778	0	0	0	0	0	0	0	0	0	0	0	0	0	0
4)	57868	1000	56868	0	1000	400	1000	0	200	0	0	1600	0	4736	1900	0	2400
5)	327470	1000	326470	1400	97118	2500	5000	1000	0	1000	0	9500	0	49394	2975	4000	52029
6)	119596	10888	108708	0	0	0	0	0	0	0	0	0	0	9804	0	0	9750
7)	85016	0	85016	0	0	0	5000	0	0	0	0	5000	0	50	0	0	49350
8)	9525	0	9525	0	1500	0	5000	0	0	0	0	5000	0	1050	0	0	0
9)	121788	67125	54663	0	7375	3350	16300	0	3300	100	0	23050	0	1500	0	0	3000
10)	290213	15000	275213	2500	50500	3000	5100	0	0	0	0	8100	0	1750	0	0	8500
11)	69147	0	69147	0	0	0	8400	0	0	0	0	8400	0	34520	0	0	500
12)	8320	0	8320	0	0	0	0	0	0	0	0	0	0	0	0	0	0
13)	79131	533	78598	0	11755	0	0	0	0	0	0	0	0	241	0	0	0
14)	30000	0	30000	0	25000	0	5000	0	0	0	0	5000	0	0	0	0	0
15)	253241	0	253241	0	0	300	0	0	500	0	0	800	0	47795	27000	0	32973
16)	326872	575	326297	8187	0	0	1000	0	0	0	0	1000	0	124316	35000	0	3500
17)	81196	0	81196	0	23673	0	0	0	0	0	0	0	0	7838	0	0	11100
18)	745068	0	745068	0	17000	5575	7175	450	0	0	0	13200	0	2750	40436	0	104760
19)	230568	5950	224618	0	55000	0	7500	0	1000	0	0	8500	0	9399	0	0	94461
20)	112745	0	112745	0	7200	0	0	0	0	0	0	0	0	8390	0	0	4050
21)	183012	0	183012	0	20000	0	13000	1000	0	0	0	14000	0	25768	0	0	8449

TABLE C

SELECTED FINANCIAL ACTIVITY OF POLITICAL COMMITTEES
AND THEIR ASSISTANCE TO CANDIDATES BY OFFICE AND PARTY

STATE AND LOCAL DEMOCRATIC

1)	ALABAMA	TOTAL
2)	ALASKA	TOTAL
3)	ARIZONA	TOTAL
4)	ARKANSAS	TOTAL
5)	CALIFORNIA	TOTAL
6)	COLORADO	TOTAL
7)	CONNECTICUT	TOTAL
8)	DELAWARE	TOTAL
9)	DISTRICT OF COLUMBIA	TOTAL
10)	FLDRIDA	TOTAL
11)	GEORGIA	TOTAL
12)	HAWAII	TOTAL
13)	IDAHO	TOTAL
14)	ILLINOIS	TOTAL
15)	INDIANA	TOTAL
16)	IOWA	TOTAL
17)	KANSAS	TOTAL
18)	KENTUCKY	TOTAL
19)	LOUISIANA	TOTAL
20)	MAINE	TOTAL
21)	MARYLAND	TOTAL

DISBURSEMENTS

CASH - ON - HAND AND DEBTS

LINE NUMBER	TOTAL DISBURSE MENTS	TRANS OUT PARTY SAME ST.	TOTAL MINUS TO PSS	TRANS OUT PARTY OTHER	TOTAL NON-PARTY CONTRIB	LOANS OUT	REPAY MENTS	CONTRIB REFUNDS	LATEST CASH-ON- HAND	1/1/79 CASH-ON- HAND	DEBTS OWED TO	DEBTS OWED BY
1)	202419	23500	178919	9000	0	0	10000	0	7901	1427	0	0
2)	1255	0	1255	0	0	0	0	0	0	2	0	0
3)	17787	0	17787	0	0	0	0	0	0	1186	0	20250
4)	36306	0	36306	0	0	0	1900	66	22205	644	500	2087
5)	326964	6146	320818	2000	0	2000	2210	250	14990	6101	4873	22004
6)	112914	6142	106772	0	0	0	40000	0	2613	8863	1514	0
7)	83435	0	83435	0	0	0	0	0	1580	0	0	0
8)	11639	0	11639	0	0	0	0	0	34	0	0	0
9)	108795	6111	102684	0	0	0	0	0	1833	7105	0	0
10)	222553	0	222553	0	0	0	0	100	78192	10958	0	0
11)	68369	0	68369	0	0	0	0	0	6938	1497	0	0
12)	8320	0	8320	0	0	0	0	0	0	0	200	0
13)	74366	120	74246	500	0	0	0	0	5186	424	0	0
14)	30948	0	30948	0	0	0	0	0	0	948	0	0
15)	241774	0	241774	0	0	0	6000	4000	14619	3155	0	18000
16)	328950	677	328273	93	0	0	0	0	2205	2803	0	35104
17)	79993	0	79993	0	0	0	0	0	2959	1654	0	0
18)	616113	0	616113	0	0	0	5052	0	134395	5369	2070	35846
19)	217905	7550	210355	0	0	0	4751	0	11205	927	0	0
20)	121293	0	121293	3000	0	0	0	0	864	8437	0	0
21)	161269	326	160943	0	0	0	0	0	14636	11972	0	6059

TABLE C

SELECTED FINANCIAL ACTIVITY OF POLITICAL COMMITTEES
AND THEIR ASSISTANCE TO CANDIDATES BY OFFICE AND PARTY

STATE AND LOCAL DEMOCRATIC

1)	ALABAMA	TOTAL
2)	ALASKA	TOTAL
3)	ARIZONA	TOTAL
4)	ARKANSAS	TOTAL
5)	CALIFORNIA	TOTAL
6)	COLORADO	TOTAL
7)	CONNECTICUT	TOTAL
8)	DELAWARE	TOTAL
9)	DISTRICT OF COLUMBIA	TOTAL
10)	FLORIDA	TOTAL
11)	GEORGIA	TOTAL
12)	HAWAII	TOTAL
13)	IDAHO	TOTAL
14)	ILLINOIS	TOTAL
15)	INDIANA	TOTAL
16)	IOWA	TOTAL
17)	KANSAS	TOTAL
18)	KENTUCKY	TOTAL
19)	LOUISIANA	TOTAL
20)	MAINE	TOTAL
21)	MARYLAND	TOTAL

TOTAL CONTRIBUTIONS TO AND EXPENDITURES ON BEHALF OF ALL CANDIDATES (CONTRIB. TO SEN/HSE BY INCUM/OTH STATUS, BY OFFICE AND PARTY)

LINE NUMBER	INC	SEN/HSE CHAL- OTH	OPEN	DEM	SENATE REP	OTHER	DEM	HOUSE REP	OTHER	TOT. CONTR TO P/S/H CANDID.	TOT. EXPEN ON P/S/H CANDID.
1)	2000	5000	0	3000	0	0	4000	0	0	7000	2997
2)	0	0	0	0	0	0	0	0	0	0	0
3)	0	0	0	0	0	0	0	0	0	0	0
4)	500	1000	0	500	0	0	1000	0	0	1500	0
5)	5199	8777	8350	0	0	0	22326	0	0	22326	60774
6)	0	0	0	0	0	0	0	0	0	0	0
7)	0	0	200	200	0	0	0	0	0	200	0
8)	0	0	0	0	0	0	0	0	0	0	0
9)	0	0	0	0	0	0	0	0	0	0	0
10)	20000	44500	0	20000	0	0	44500	0	0	64500	8604
11)	6425	1000	1425	425	0	0	8425	0	0	9850	0
12)	0	0	0	0	0	0	0	0	0	0	0
13)	0	1500	1500	0	0	0	3000	0	0	3000	0
14)	1500	0	0	0	0	0	1500	0	0	1500	0
15)	6231	0	0	2877	0	0	3354	0	0	6231	25160
16)	1900	6310	100	650	0	0	7660	0	0	8310	109939
17)	0	10000	4000	0	0	0	14000	0	0	14000	11435
18)	1322	1782	0	1322	0	0	1782	0	0	3104	242
19)	0	0	0	0	0	0	0	0	0	0	0
20)	0	0	0	0	0	0	0	0	0	0	0
21)	5000	1000	0	0	0	0	6000	0	0	6000	0

TABLE C

SELECTED FINANCIAL ACTIVITY OF POLITICAL COMMITTEES
AND THEIR ASSISTANCE TO CANDIDATES BY OFFICE AND PARTY

STATE AND LOCAL DEMOCRATIC

22)	MASSACHUSETTS	TOTAL
23)	MICHIGAN	TOTAL
24)	MINNESOTA	TOTAL
25)	MISSISSIPPI	TOTAL
26)	MISSOURI	TOTAL
27)	MONTANA	TOTAL
28)	NEBRASKA	TOTAL
29)	NEVADA	TOTAL
30)	NEW HAMPSHIRE	TOTAL
31)	NEW JERSEY	TOTAL
32)	NEW MEXICO	TOTAL
33)	NEW YORK	TOTAL
34)	NORTH CAROLINA	TOTAL
35)	NORTH DAKOTA	TOTAL
36)	OHIO	TOTAL
37)	OKLAHOMA	TOTAL
38)	OREGON	TOTAL
39)	PENNSYLVANIA	TOTAL
40)	RHODE ISLAND	TOTAL
41)	SOUTH CAROLINA	TOTAL
42)	SOUTH DAKOTA	TOTAL

R E C E I P T S

LINE NUMBER	TOTAL RECEIPTS	TRANS IN PARTY SAME STATE	TOTAL MINUS TI PSS	REFUNDS REBATES	TRANS IN PARTY OTHER	CORPOR -ATION	LABOR	NON- CONNECT	TRADE MEMBER HEALTH	COOPER ATIVE	CORP. W/O STOCK	TOTAL NON- PARTY CONTRIB	IN-KIND CONTRIB REG COM	UNREG COMMITT	LOANS IN	REPAY MENTS	\$500 & UP CONTRIB
22)	24917	0	24917	0	0	0	1000	2000	0	0	0	3000	0	1000	0	0	4649
23)	624369	1743	622626	-1000	66295	200	43340	500	0	0	0	44040	0	16977	2000	500	20500
24)	479941	758	479183	292	35966	4675	16000	0	500	0	0	21175	0	26129	0	0	24500
25)	99265	0	99265	0	50000	0	5000	0	0	0	0	5000	0	1250	5000	0	18250
26)	194013	0	194013	0	38900	0	0	0	0	0	0	0	0	20639	0	0	15700
27)	244806	0	244806	0	15269	1200	212	100	0	0	0	1512	0	21172	11000	0	3000
28)	237706	2950	234756	0	9687	0	0	0	0	0	0	0	0	31365	19400	375	15470
29)	0	0	0	0	0	0	0	0	0	0	0	0	0	0	0	0	0
30)	0	0	0	0	0	0	0	0	0	0	0	0	0	0	0	0	0
31)	108963	1696	107267	0	20000	0	5250	0	1500	0	0	6750	0	27030	0	0	3700
32)	17699	0	17699	0	0	0	3000	0	0	0	0	3000	0	800	0	0	9000
33)	281172	3114	278058	3500	173250	0	21500	0	300	0	0	21800	0	48271	0	0	80775
34)	831447	2047	829400	92	0	0	5000	0	0	0	0	5000	0	52151	0	0	12645
35)	192051	0	192051	0	0	0	0	0	0	0	0	0	0	20276	0	0	9425
36)	119170	0	119170	0	0	0	0	0	0	0	0	0	0	571	0	0	12000
37)	0	0	0	0	0	0	0	0	0	0	0	0	0	5900	0	0	9958
38)	529	0	529	0	0	0	0	0	0	0	0	0	0	317	0	0	0
39)	231907	335	231572	0	30000	3000	41000	0	0	0	0	44000	0	156780	0	0	86300
40)	8174	0	8174	0	4530	0	0	0	0	0	0	0	0	0	0	0	1700
41)	535617	0	535617	0	75228	3000	5000	0	700	38	0	8738	0	14010	0	0	176171
42)	25531	0	25531	0	2870	0	0	0	0	0	0	0	0	16047	0	0	0

TABLE C

SELECTED FINANCIAL ACTIVITY OF POLITICAL COMMITTEES
AND THEIR ASSISTANCE TO CANDIDATES BY OFFICE AND PARTY

STATE AND LOCAL DEMOCRATIC

22)	MASSACHUSETTS	TOTAL
23)	MICHIGAN	TOTAL
24)	MINNESOTA	TOTAL
25)	MISSISSIPPI	TOTAL
26)	MISSOURI	TOTAL
27)	MONTANA	TOTAL
28)	NEBRASKA	TOTAL
29)	NEVADA	TOTAL
30)	NEW HAMPSHIRE	TOTAL
31)	NEW JERSEY	TOTAL
32)	NEW MEXICO	TOTAL
33)	NEW YORK	TOTAL
34)	NORTH CAROLINA	TOTAL
35)	NORTH DAKOTA	TOTAL
36)	OHIO	TOTAL
37)	OKLAHOMA	TOTAL
38)	OREGON	TOTAL
39)	PENNSYLVANIA	TOTAL
40)	RHODE ISLAND	TOTAL
41)	SOUTH CAROLINA	TOTAL
42)	SOUTH DAKOTA	TOTAL

DISBURSEMENTS

CASH - ON - HAND AND DEBTS

LINE NUMBER	TOTAL DISBURSE MENTS	TRANS OUT PARTY SAME ST.	TOTAL MINUS TO PSS	TRANS OUT PARTY OTHER	TOTAL NON-PARTY CONTRIB	LOANS OUT	REPAY MENTS	CONTRIB REFUNDS	LATEST CASH-ON- HAND	1/1/79 CASH-ON- HAND	DEBTS OWED TO	DEBTS OWED BY
22)	24831	0	24831	0	0	0	300	0	97	14	800	784
23)	613372	948	612424	2080	0	0	1736	0	24804	16130	1800	1800
24)	466798	0	466798	0	0	0	1220	0	15417	2819	684	23443
25)	96970	0	96970	0	0	0	6250	150	3544	0	0	5000
26)	187024	0	187024	0	0	0	594	0	38035	24741	0	4975
27)	253169	0	253169	0	0	0	11088	-24	-7082	1280	0	0
28)	240592	2100	238492	0	0	0	61770	0	556	3353	4925	6000
29)	0	0	0	0	0	0	0	0	0	36	0	0
30)	0	0	0	0	0	0	0	0	0	0	0	0
31)	106841	3496	103345	0	0	0	0	0	11352	7589	0	14682
32)	20063	0	20063	0	0	0	0	0	40	3061	0	0
33)	279304	3114	276190	0	0	0	0	0	16070	5087	0	2698
34)	820713	472	820241	2775	0	0	0	860	37706	30958	0	0
35)	191909	0	191909	0	0	0	80338	200	1633	-12	0	326
36)	96232	0	96232	4344	0	0	4500	125	25638	2479	0	0
37)	0	0	0	0	0	0	0	0	0	0	0	0
38)	619	0	619	0	0	0	0	0	0	1213	0	0
39)	224454	31000	193454	0	0	0	0	0	35804	3461	5500	1243
40)	8114	0	8114	0	0	0	0	0	60	0	0	0
41)	527685	0	527685	0	0	0	138016	400	9841	1907	0	48055
42)	25467	0	25467	0	0	0	5500	0	75	12	0	24398

TABLE C

SELECTED FINANCIAL ACTIVITY OF POLITICAL COMMITTEES
AND THEIR ASSISTANCE TO CANDIDATES BY OFFICE AND PARTY

STATE AND LOCAL DEMOCRATIC

22)	MASSACHUSETTS	TOTAL
23)	MICHIGAN	TOTAL
24)	MINNESOTA	TOTAL
25)	MISSISSIPPI	TOTAL
26)	MISSOURI	TOTAL
27)	MONTANA	TOTAL
28)	NEBRASKA	TOTAL
29)	NEVADA	TOTAL
30)	NEW HAMPSHIRE	TOTAL
31)	NEW JERSEY	TOTAL
32)	NEW MEXICO	TOTAL
33)	NEW YORK	TOTAL
34)	NORTH CAROLINA	TOTAL
35)	NORTH DAKOTA	TOTAL
36)	OHIO	TOTAL
37)	OKLAHOMA	TOTAL
38)	OREGON	TOTAL
39)	PENNSYLVANIA	TOTAL
40)	RHODE ISLAND	TOTAL
41)	SOUTH CAROLINA	TOTAL
42)	SOUTH DAKOTA	TOTAL

TOTAL CONTRIBUTIONS TO AND EXPENDITURES ON BEHALF OF ALL CANDIDATES (CONTRIB. TO SEN/HSE BY INCUM/OTH STATUS, BY OFFICE AND PARTY)

LINE NUMBER	INC	SEN/HSE CHAL- OTH	OPEN	DEM	SENATE REP	OTHER	DEM	HOUSE REP	OTHER	TOT. CONTR TO P/S/H CANDID.	TOT. EXPEN ON P/S/H CANDID.
22)	3200	1000	0	0	0	0	4200	0	0	4200	0
23)	56906	13870	3500	475	0	0	73801	0	0	74301	55086
24)	0	7575	7600	0	0	0	15175	0	0	15175	4000
25)	0	0	0	0	0	0	0	0	0	0	0
26)	6752	0	0	6062	0	0	690	0	0	7443	1888
27)	1000	1000	0	0	0	0	2000	0	0	2700	0
28)	794	0	2130	794	0	0	2130	0	0	2924	0
29)	0	0	0	0	0	0	0	0	0	0	0
30)	0	0	0	0	0	0	0	0	0	0	0
31)	0	0	0	0	0	0	0	0	0	0	8998
32)	0	0	0	0	0	0	0	0	0	0	0
33)	10516	900	2000	800	0	0	12616	0	0	13416	5007
34)	40000	10000	0	0	0	0	50000	0	0	50000	16628
35)	0	0	7500	5000	0	0	2500	0	0	7500	0
36)	4800	0	5955	4800	0	0	5955	0	0	10755	0
37)	0	200	0	0	0	0	200	0	0	200	0
38)	0	0	0	0	0	0	0	0	0	0	0
39)	0	0	5000	5000	0	0	0	0	0	5000	0
40)	0	0	0	0	0	0	0	0	0	0	0
41)	0	2500	0	1000	0	0	1500	0	0	5300	0
42)	0	0	0	0	0	0	0	0	0	0	0

TABLE C

SELECTED FINANCIAL ACTIVITY OF POLITICAL COMMITTEES
AND THEIR ASSISTANCE TO CANDIDATES BY OFFICE AND PARTY

STATE AND LOCAL DEMOCRATIC

43)	TENNESSEE	TOTAL
44)	TEXAS	TOTAL
45)	UTAH	TOTAL
46)	VERMONT	TOTAL
47)	VIRGINIA	TOTAL
48)	WASHINGTON	TOTAL
49)	WEST VIRGINIA	TOTAL
50)	WISCONSIN	TOTAL
51)	WYOMING	TOTAL
	GRAND TOTAL	

R E C E I P T S

LINE NUMBER	TOTAL RECEIPTS	TRANS IN PARTY SAME STATE	TOTAL MINUS TI PSS	REFUNDS REBATES	TRANS IN PARTY OTHER	CORPOR -ATION	LABOR	NON- CONNECT	TRADE MEMBER HEALTH	COOPER ATIVE	CORP. W/O STOCK	TOTAL NON- PARTY CONTRIB	IN-KIND CONTRIB REG COM	UNREG COMMITT	LDANS IN	REPAY MENTS	\$500 & UP CONTRIB
43)	431247	3000	428247	0	7000	360	22500	0	0	0	300	23160	0	2369	0	0	8200
44)	681209	14041	667168	0	179332	1200	200	5000	2100	0	0	8500	0	46272	1000	0	365495
45)	174092	23791	150301	0	0	0	0	0	0	0	0	0	0	1085	24000	0	0
46)	5900	0	5900	0	0	0	5000	0	0	0	0	5000	0	900	0	0	0
47)	160198	10200	149998	179	0	0	17020	0	0	0	0	17020	0	6936	1650	0	23149
48)	32252	0	32252	0	0	0	12850	0	0	0	0	12850	0	372	0	0	7000
49)	0	0	0	0	0	0	0	0	0	0	0	0	0	0	0	0	0
50)	138309	2564	135745	0	22002	0	7000	0	0	0	0	7000	0	10553	0	0	1500
51)	54481	0	54481	0	13572	0	3500	0	0	0	0	3500	0	14694	0	0	2100
	9292830	189310	9103520	15150	1093022	29040	311597	10050	16100	1138	300	368225	0	894167	181361	4875	1372555

TABLE C

SELECTED FINANCIAL ACTIVITY OF POLITICAL COMMITTEES
AND THEIR ASSISTANCE TO CANDIDATES BY OFFICE AND PARTY

STATE AND LOCAL DEMOCRATIC

43)	TENNESSEE	TOTAL
44)	TEXAS	TOTAL
45)	UTAH	TOTAL
46)	VERMONT	TOTAL
47)	VIRGINIA	TOTAL
48)	WASHINGTON	TOTAL
49)	WEST VIRGINIA	TOTAL
50)	WISCONSIN	TOTAL
51)	WYOMING	TOTAL
	GRAND TOTAL	

DISBURSEMENTS

CASH - ON - HAND AND DEBTS

LINE NUMBER	TOTAL DISBURSE MENTS	TRANS OUT PARTY SAME ST.	TOTAL MINUS TO PSS	TRANS OUT PARTY OTHER	TOTAL NON-PARTY CONTRIB	LOANS OUT	REPAY MENTS	CONTRIB REFUNDS	LATEST CASH-ON- HAND	1/1/79 CASH-ON- HAND	DEBTS OWED TO	DEBTS OWED BY
43)	395951	9000	386951	0	0	0	8333	0	4741	1589	0	24694
44)	676390	1668	674722	0	0	0	2000	5000	20922	1904	0	5949
45)	177492	23791	153701	0	0	0	39716	0	2706	6409	0	0
46)	4579	0	4579	0	0	0	0	0	1331	18	0	0
47)	156440	10566	145874	0	500	0	16534	0	7605	2929	0	893
48)	32020	0	32020	0	0	0	0	0	229	0	409	0
49)	0	0	0	0	0	0	0	0	0	0	0	0
50)	137278	566	136712	254	0	0	0	0	8576	7340	0	42820
51)	53796	0	53796	0	0	0	0	0	1452	768	0	0
	8891470	137293	8754177	24046	500	2000	447808	11127	583507	198557	23275	347110

TABLE C

SELECTED FINANCIAL ACTIVITY OF POLITICAL COMMITTEES
AND THEIR ASSISTANCE TO CANDIDATES BY OFFICE AND PARTY

STATE AND LOCAL DEMOCRATIC

43)	TENNESSEE	TOTAL
44)	TEXAS	TOTAL
45)	UTAH	TOTAL
46)	VERMONT	TOTAL
47)	VIRGINIA	TOTAL
48)	WASHINGTON	TOTAL
49)	WEST VIRGINIA	TOTAL
50)	WISCONSIN	TOTAL
51)	WYOMING	TOTAL
	GRAND TOTAL	

TOTAL CONTRIBUTIONS TO AND EXPENDITURES ON BEHALF OF ALL CANDIDATES (CONTRIB. TO SEN/HSE BY INCUM/OTH STATUS, BY OFFICE AND PARTY)

LINE NUMBER	INC	SEN/HSE CHAL- OTH	OPEN	DEM	SENATE REP	OTHER	DEM	HOUSE REP	OTHER	TOT. CONTR TO P/S/H CANDID.	TOT. EXPEN ON P/S/H CANDID.
-----	-----	-----	-----	-----	-----	-----	-----	-----	-----	-----	-----
43)	1900	5100	0	5000	0	0	2000	0	0	7000	0
44)	4000	0	0	0	0	0	4000	0	0	4000	24330
45)	0	1060	0	0	0	0	1060	0	0	1060	8998
46)	0	0	0	0	0	0	0	0	0	0	0
47)	0	5100	0	5100	0	0	0	0	0	5100	7149
48)	1347	0	0	1347	0	0	0	0	0	3482	15050
49)	0	0	0	0	0	0	0	0	0	0	0
50)	10814	4209	828	281	0	0	15570	0	0	15851	9375
51)	0	1430	0	0	0	0	1430	0	0	1430	0
	192106	134813	50088	64633	0	0	312374	0	0	384358	375660

TABLE C

SELECTED FINANCIAL ACTIVITY OF POLITICAL COMMITTEES
AND THEIR ASSISTANCE TO CANDIDATES BY OFFICE AND PARTY

STATE AND LOCAL REPUBLICAN

1)	ALABAMA	TOTAL
2)	ALASKA	TOTAL
3)	ARIZONA	TOTAL
4)	ARKANSAS	TOTAL
5)	CALIFORNIA	TOTAL
6)	COLORADO	TOTAL
7)	CONNECTICUT	TOTAL
8)	DELAWARE	TOTAL
9)	DISTRICT OF COLUMBIA	TOTAL
10)	FLORIDA	TOTAL
11)	GEORGIA	TOTAL
12)	HAWAII	TOTAL
13)	IDAHO	TOTAL
14)	ILLINOIS	TOTAL
15)	INDIANA	TOTAL
16)	IOWA	TOTAL
17)	KANSAS	TOTAL
18)	KENTUCKY	TOTAL
19)	LOUISIANA	TOTAL
20)	MAINE	TOTAL
21)	MARYLAND	TOTAL

R E C E I P T S

LINE NUMBER	TOTAL RECEIPTS	TRANS IN PARTY SAME STATE	TOTAL MINUS TI PSS	REFUNDS REBATES	TRANS IN PARTY OTHER	CORPOR -ATION	LABOR	NON- CONNECT	TRADE MEMBER HEALTH	COOPER ATIVE	CORP. W/O STOCK	TOTAL NON- PARTY CONTRIB	IN-KIND CONTRIB REG COM	UNREG COMMITT	LOANS IN	REPAY MENTS	\$500 & UP CONTRIB
1)	209639	0	209639	0	10000	4275	0	0	0	0	0	4275	0	2596	0	0	100700
2)	29520	0	29520	0	0	0	1000	0	0	0	0	1000	0	1500	0	0	8000
3)	943320	300	943020	239	23162	1506	0	150	0	0	0	1656	0	22109	0	0	154730
4)	60317	0	60317	0	0	0	0	0	1000	0	0	1000	0	0	2500	0	34098
5)	4300489	85109	4215380	322	168600	12174	0	0	0	1500	0	13674	0	54381	4000	0	628493
6)	483240	0	483240	0	101254	0	0	0	0	0	0	0	0	625	0	0	51500
7)	341204	484	340720	0	69768	2000	0	0	0	0	0	2000	0	3350	0	0	117212
8)	11433	0	11433	0	0	0	0	0	0	0	0	0	0	997	0	0	6500
9)	7847	0	7847	0	3647	0	0	0	0	0	0	0	0	0	0	0	2950
10)	739719	265	739454	0	42080	7000	0	0	0	0	0	7000	0	15536	0	0	299559
11)	14127	300	13827	0	0	0	0	0	0	0	0	0	0	0	0	0	500
12)	95899	0	95899	0	26300	0	0	0	0	0	0	0	0	399	0	0	1500
13)	42676	0	42676	0	11711	0	0	0	0	0	0	0	0	0	0	0	3500
14)	1671439	0	1671439	1000	136524	23200	0	0	0	0	0	23200	0	16617	110000	0	438085
15)	689575	2648	686927	951	29106	0	0	5000	0	0	0	5000	249	16290	5000	0	60141
16)	1622333	1544	1620789	851	23877	3700	1100	0	2700	0	0	7500	0	401497	178000	0	167148
17)	112313	0	112313	0	21306	0	0	5000	0	0	0	5000	0	0	0	0	61625
18)	265748	3250	262498	0	0	2070	0	0	0	0	0	2070	0	10240	0	0	49523
19)	368822	0	368822	0	0	0	0	1000	0	0	0	1000	0	9000	0	0	231670
20)	357176	0	357176	0	15400	0	0	0	0	0	0	0	0	3967	5000	0	23543
21)	384329	2757	381572	0	4152	1250	5000	0	0	0	0	6250	0	55977	5000	0	53650

TABLE C

SELECTED FINANCIAL ACTIVITY OF POLITICAL COMMITTEES
AND THEIR ASSISTANCE TO CANDIDATES BY OFFICE AND PARTY

STATE AND LOCAL REPUBLICAN

1)	ALABAMA	TOTAL
2)	ALASKA	TOTAL
3)	ARIZONA	TOTAL
4)	ARKANSAS	TOTAL
5)	CALIFORNIA	TOTAL
6)	COLORADO	TOTAL
7)	CONNECTICUT	TOTAL
8)	DELAWARE	TOTAL
9)	DISTRICT OF COLUMBIA	TOTAL
10)	FLORIDA	TOTAL
11)	GEORGIA	TOTAL
12)	HAWAII	TOTAL
13)	IDAHO	TOTAL
14)	ILLINOIS	TOTAL
15)	INDIANA	TOTAL
16)	IOWA	TOTAL
17)	KANSAS	TOTAL
18)	KENTUCKY	TOTAL
19)	LOUISIANA	TOTAL
20)	MAINE	TOTAL
21)	MARYLAND	TOTAL

DISBURSEMENTS

CASH - ON - HAND AND DEBTS

LINE NUMBER	TOTAL DISBURSE MENTS	TRANS OUT PARTY SAME ST.	TOTAL MINUS TO PSS	TRANS OUT PARTY OTHER	TOTAL NON-PARTY CONTRIB	LOANS OUT	REPAY MENTS	CONTRIB REFUNDS	LATEST CASH-ON- HAND	1/1/79 CASH-ON- HAND	DEBTS OWED TO	DEBTS OWED BY
1)	208885	0	208885	0	0	0	2706	0	1271	519	0	0
2)	30839	0	30839	0	0	0	0	0	412	1719	0	0
3)	920562	0	920562	7150	0	0	8188	725	28722	5963	0	8727
4)	57253	0	57253	0	0	0	2500	0	3065	0	0	123
5)	4194949	135952	4058997	7985	100	0	6027	1750	203902	85264	0	261840
6)	395991	0	395991	1787	0	0	0	0	88604	1354	0	34955
7)	327763	242	327521	25	0	0	0	588	23733	10541	0	1745
8)	11433	0	11433	0	0	0	0	0	0	0	0	0
9)	7500	0	7500	0	0	0	0	0	347	0	0	14042
10)	558601	340	558261	29451	0	0	0	0	181919	1806	0	1412
11)	17520	0	17520	0	0	0	0	0	2728	1643	0	0
12)	95927	0	95927	0	0	0	0	0	162	191	0	0
13)	41455	0	41455	0	0	0	0	0	1220	0	0	0
14)	1674149	0	1674149	7859	0	0	107252	0	8576	8991	0	0
15)	663739	3143	660596	31998	0	0	38556	0	54803	20167	0	97362
16)	1619491	500	1618991	5746	0	0	211050	0	18075	15300	5000	123075
17)	108393	0	108393	0	-5000	0	0	0	4177	259	0	0
18)	261011	15099	245912	0	3500	0	0	50	16953	15362	0	0
19)	366866	0	366866	0	0	0	0	0	1962	8	0	0
20)	362729	0	362729	75	0	0	5000	0	6955	12508	0	10875
21)	350255	5964	344291	1000	0	0	1500	0	30391	21571	-150	4100

TABLE C

SELECTED FINANCIAL ACTIVITY OF POLITICAL COMMITTEES
AND THEIR ASSISTANCE TO CANDIDATES BY OFFICE AND PARTY

STATE AND LOCAL REPUBLICAN

1)	ALABAMA	TOTAL
2)	ALASKA	TOTAL
3)	ARIZONA	TOTAL
4)	ARKANSAS	TOTAL
5)	CALIFORNIA	TOTAL
6)	COLORADO	TOTAL
7)	CONNECTICUT	TOTAL
8)	DELAWARE	TOTAL
9)	DISTRICT OF COLUMBIA	TOTAL
10)	FLORIDA	TOTAL
11)	GEORGIA	TOTAL
12)	HAWAII	TOTAL
13)	IDAHO	TOTAL
14)	ILLINOIS	TOTAL
15)	INDIANA	TOTAL
16)	IOWA	TOTAL
17)	KANSAS	TOTAL
18)	KENTUCKY	TOTAL
19)	LOUISIANA	TOTAL
20)	MAINE	TOTAL
21)	MARYLAND	TOTAL

TOTAL CONTRIBUTIONS TO AND EXPENDITURES ON BEHALF OF ALL CANDIDATES (CONTRIB. TO SEN/HSE BY INCUM/OTH STATUS, BY OFFICE AND PARTY)

LINE NUMBER	INC	SEN/HSE CHAL- OTH	OPEN	DEM	SENATE REP	OTHER	DEM	HOUSE REP	OTHER	TOT. CONTR TO P/S/H CANDID.	TOT. EXPEN ON P/S/H CANDID.
1)	0	5000	0	0	5000	0	0	0	0	5000	29994
2)	2000	0	0	0	0	0	0	2000	0	2000	0
3)	0	2000	0	0	0	0	0	2000	0	2000	0
4)	2000	2500	0	0	2500	0	0	2000	0	4500	0
5)	23565	56650	18582	0	3000	0	0	95797	0	101997	117472
6)	10700	21709	9000	0	3498	0	0	37911	0	41409	90004
7)	205	9556	10116	0	5106	0	0	14771	0	20159	25101
8)	0	0	0	0	0	0	0	0	0	0	0
9)	0	0	0	0	0	0	0	0	0	0	0
10)	251	47000	0	0	16000	0	0	31251	0	47251	0
11)	600	0	0	0	0	0	0	600	0	600	0
12)	0	750	0	0	200	0	0	550	0	750	0
13)	2000	0	2000	0	0	0	0	4000	0	4000	2747
14)	11700	1000	5500	0	15500	0	0	2700	0	18200	3380
15)	812	8714	186	0	1418	0	0	8294	0	9712	81279
16)	10000	15000	5000	0	0	0	0	30000	0	30000	58666
17)	7500	5000	0	0	0	0	0	12500	0	12500	39122
18)	25	2961	5800	0	2000	0	0	6786	0	8786	0
19)	443	8464	8250	0	0	0	0	17157	0	17157	0
20)	0	0	0	0	0	0	0	0	0	0	0
21)	5000	6082	0	0	0	0	0	11082	0	11082	16516

TABLE C

SELECTED FINANCIAL ACTIVITY OF POLITICAL COMMITTEES
AND THEIR ASSISTANCE TO CANDIDATES BY OFFICE AND PARTY

STATE AND LOCAL REPUBLICAN

22)	MASSACHUSETTS	TOTAL
23)	MICHIGAN	TOTAL
24)	MINNESOTA	TOTAL
25)	MISSISSIPPI	TOTAL
26)	MISSOURI	TOTAL
27)	MONTANA	TOTAL
28)	NEBRASKA	TOTAL
29)	NEVADA	TOTAL
30)	NEW HAMPSHIRE	TOTAL
31)	NEW JERSEY	TOTAL
32)	NEW MEXICO	TOTAL
33)	NEW YORK	TOTAL
34)	NORTH CAROLINA	TOTAL
35)	NORTH DAKOTA	TOTAL
36)	OHIO	TOTAL
37)	OKLAHOMA	TOTAL
38)	OREGON	TOTAL
39)	PENNSYLVANIA	TOTAL
40)	RHODE ISLAND	TOTAL
41)	SOUTH CAROLINA	TOTAL
42)	SOUTH DAKOTA	TOTAL

RECEIPTS

LINE NUMBER	TOTAL RECEIPTS	TRANS IN PARTY SAME STATE	TOTAL MINUS TI PSS	REFUNDS REBATES	TRANS IN PARTY OTHER	CORPOR -ATION	LABOR	NON- CONNECT	TRADE MEMBER HEALTH	COOPER ATIVE	CORP. W/O STOCK	TOTAL NON- PARTY CONTRIB	IN-KIND CONTRIB REG COM	UNREG COMMITT	LOANS IN	REPAY MENTS	\$500 & UP CONTRIB
22)	81857	25458	56399	1400	0	0	0	0	0	0	0	0	13525	9418	1500	0	15450
23)	2834225	667347	2166878	0	95795	7876	0	0	200	0	0	8076	1918	75339	3000	0	370092
24)	4211395	25573	4185822	1875	86585	7730	3000	0	1175	0	4500	16405	0	33762	165000	0	362725
25)	298690	0	298690	0	0	0	0	0	0	0	0	0	0	20985	0	0	123539
26)	204670	0	204670	0	134682	1000	0	0	0	0	0	1000	0	7225	0	0	16853
27)	236269	0	236269	0	0	1500	0	0	0	0	0	1500	0	30782	0	0	11000
28)	216204	0	216204	0	0	99	0	0	0	0	0	99	0	825	0	0	12500
29)	131399	0	131399	0	29000	0	0	0	0	0	0	0	0	0	3500	0	6500
30)	144431	0	144431	0	21600	0	0	0	0	0	0	0	0	1400	875	0	10400
31)	337169	0	337169	0	30000	1000	0	1000	0	0	0	2000	0	0	51500	2000	116800
32)	29620	0	29620	0	0	0	0	0	0	0	0	0	0	700	0	0	10000
33)	451374	0	451374	0	261000	0	2000	1000	0	0	0	3000	0	5350	30000	0	99500
34)	348477	150	348327	0	10272	400	0	5103	0	0	0	5503	0	4139	25000	0	14700
35)	150662	25517	125145	0	18790	0	0	528	0	0	0	528	0	20444	24200	0	0
36)	4648826	971387	3677439	3762	53542	5400	0	0	0	0	0	5400	0	26217	0	0	1993989
37)	989561	0	989561	0	56900	0	0	0	0	0	0	0	0	0	0	0	286025
38)	76197	0	76197	0	0	0	0	0	0	0	0	0	0	15000	1200	0	15750
39)	359078	0	359078	0	74209	9500	0	1000	300	0	0	10800	0	3057	0	0	135030
40)	37717	0	37717	0	0	0	0	0	0	0	0	0	0	811	0	0	2200
41)	144596	0	144596	0	0	1000	0	0	500	0	0	1500	0	2240	0	0	46377
42)	66782	8999	57783	0	0	500	0	500	0	0	0	1000	0	13088	0	0	5000

TABLE C

SELECTED FINANCIAL ACTIVITY OF POLITICAL COMMITTEES
AND THEIR ASSISTANCE TO CANDIDATES BY OFFICE AND PARTY

STATE AND LOCAL REPUBLICAN

22)	MASSACHUSETTS	TOTAL
23)	MICHIGAN	TOTAL
24)	MINNESOTA	TOTAL
25)	MISSISSIPPI	TOTAL
26)	MISSOURI	TOTAL
27)	MONTANA	TOTAL
28)	NEBRASKA	TOTAL
29)	NEVADA	TOTAL
30)	NEW HAMPSHIRE	TOTAL
31)	NEW JERSEY	TOTAL
32)	NEW MEXICO	TOTAL
33)	NEW YORK	TOTAL
34)	NORTH CAROLINA	TOTAL
35)	NORTH DAKOTA	TOTAL
36)	OHIO	TOTAL
37)	OKLAHOMA	TOTAL
38)	OREGON	TOTAL
39)	PENNSYLVANIA	TOTAL
40)	RHODE ISLAND	TOTAL
41)	SOUTH CAROLINA	TOTAL
42)	SOUTH DAKOTA	TOTAL

DISBURSEMENTS

CASH - ON - HAND AND DEBTS

LINE NUMBER	TOTAL DISBURSE MENTS	TRANS OUT PARTY SAME ST.	TOTAL MINUS TO PSS	TRANS OUT PARTY OTHER	TOTAL NON-PARTY CONTRIB	LOANS OUT	REPAY MENTS	CONTRIB REFUNDS	LATEST CASH-ON- HAND	1/1/79 CASH-ON- HAND	DEBTS OWED TO	DEBTS OWED BY
22)	77274	0	77274	0	0	0	1500	0	3751	10485	0	10469
23)	2809935	759433	2050502	4691	0	675	8503	3000	26453	15336	1000	15446
24)	4181944	42359	4139585	0	6223	0	250630	0	40601	15973	0	165000
25)	296412	0	296412	0	0	0	0	500	2538	263	0	3997
26)	188211	0	188211	33161	0	0	0	0	16637	1084	0	0
27)	236226	0	236226	0	0	0	2620	0	324	281	0	6039
28)	184514	0	184514	3100	0	0	0	0	31766	73	0	0
29)	131391	0	131391	3937	0	0	4034	0	289	281	0	0
30)	139312	0	139312	0	0	0	24367	0	5322	232	0	23184
31)	331564	0	331564	0	0	0	50250	0	6314	709	0	1709
32)	29314	0	29314	0	0	0	0	0	444	148	0	0
33)	443315	50	443265	76400	0	0	15000	0	13782	5732	0	17558
34)	353139	0	353139	0	0	0	24559	0	1496	2850	0	12969
35)	162279	41924	120355	0	0	0	1600	0	379	11999	0	25262
36)	4417912	925728	3492184	812	0	0	0	4250	254720	24325	57358	29544
37)	983147	7000	976147	65	0	0	0	175	24362	17950	351	0
38)	77108	0	77108	0	0	0	1200	750	682	815	0	0
39)	347557	0	347557	25277	0	0	0	0	33620	5369	0	866
40)	39757	0	39757	0	0	0	0	0	0	2037	0	4794
41)	127092	0	127092	0	0	0	0	0	18439	1081	0	0
42)	64987	9000	55987	0	0	0	0	0	3256	2729	0	0

TABLE C

SELECTED FINANCIAL ACTIVITY OF POLITICAL COMMITTEES
AND THEIR ASSISTANCE TO CANDIDATES BY OFFICE AND PARTY

STATE AND LOCAL REPUBLICAN

22)	MASSACHUSETTS	TOTAL
23)	MICHIGAN	TOTAL
24)	MINNESOTA	TOTAL
25)	MISSISSIPPI	TOTAL
26)	MISSOURI	TOTAL
27)	MONTANA	TOTAL
28)	NEBRASKA	TOTAL
29)	NEVADA	TOTAL
30)	NEW HAMPSHIRE	TOTAL
31)	NEW JERSEY	TOTAL
32)	NEW MEXICO	TOTAL
33)	NEW YORK	TOTAL
34)	NORTH CAROLINA	TOTAL
35)	NORTH DAKOTA	TOTAL
36)	OHIO	TOTAL
37)	OKLAHOMA	TOTAL
38)	OREGON	TOTAL
39)	PENNSYLVANIA	TOTAL
40)	RHODE ISLAND	TOTAL
41)	SOUTH CAROLINA	TOTAL
42)	SOUTH DAKOTA	TOTAL

TOTAL CONTRIBUTIONS TO AND EXPENDITURES ON BEHALF OF ALL CANDIDATES (CONTRIB. TO SEN/HSE BY INCUM/OTH STATUS, BY OFFICE AND PARTY)

LINE NUMBER	INC	SEN/HSE CHAL- OTH	OPEN	DEM	SENATE REP	OTHER	DEM	HOUSE REP	OTHER	TOT. CONTR TO P/S/H CANDID.	TOT. EXPEN ON P/S/H CANDID.
22)	2000	4650	1000	0	0	0	0	7650	0	7650	0
23)	17870	21995	7725	0	645	0	0	46945	0	47725	0
24)	18550	7462	6123	0	0	0	0	32135	0	32135	21428
25)	1298	0	0	0	0	0	0	1298	0	1298	14010
26)	0	16000	4000	0	5000	0	0	15000	0	20000	0
27)	250	2500	0	0	0	0	0	2750	0	2750	0
28)	10000	300	5000	0	300	0	0	15000	0	15300	15212
29)	0	0	0	0	0	0	0	0	0	0	0
30)	0	10000	0	0	0	0	0	10000	0	10000	8056
31)	0	3300	1000	0	0	0	0	4300	0	4300	29726
32)	141	0	0	0	141	0	0	0	0	141	0
33)	0	14525	550	0	0	0	0	15075	0	15075	49124
34)	0	30096	0	0	3757	0	0	26339	0	30096	0
35)	0	0	20000	0	10000	0	0	10000	0	20000	0
36)	2550	24931	5000	0	9931	0	0	22550	0	32481	120448
37)	4800	11300	10750	0	5750	0	0	21100	0	26855	0
38)	1000	1400	0	0	1000	0	0	1400	0	2400	0
39)	0	1200	375	0	375	0	0	1200	0	1575	0
40)	0	9246	0	0	0	0	0	9246	0	9246	0
41)	0	0	0	0	0	0	0	0	0	0	0
42)	500	9892	3500	0	4692	0	0	9200	0	13892	3729

TABLE C

SELECTED FINANCIAL ACTIVITY OF POLITICAL COMMITTEES
AND THEIR ASSISTANCE TO CANDIDATES BY OFFICE AND PARTY

STATE AND LOCAL REPUBLICAN

43)	TENNESSEE	TOTAL
44)	TEXAS	TOTAL
45)	UTAH	TOTAL
46)	VERMONT	TOTAL
47)	VIRGINIA	TOTAL
48)	WASHINGTON	TOTAL
49)	WEST VIRGINIA	TOTAL
50)	WISCONSIN	TOTAL
51)	WYOMING	TOTAL
52)	FOREIGN COUNTRIES	TOTAL
	GRAND TOTAL	

R E C E I P T S

LINE NUMBER	TOTAL RECEIPTS	TRANS IN PARTY SAME STATE	TOTAL MINUS T1 PSS	REFUNDS REBATES	TRANS IN PARTY OTHER	CORPOR -ATION	LABOR	NON- CONNECT	TRADE MEMBER HEALTH	COOPER ATIVE	CORP. W/O STOCK	TOTAL NON- PARTY CONTRIB	IN-KIND CONTRIB REG COM	UNREG COMMITT	LOANS IN	REPAY MENTS	\$500 & UP CONTRIB
43)	327131	0	327131	0	29240	500	150	5000	6950	0	0	13200	0	4915	15000	5000	69320
44)	4173618	137499	4036119	3959	16686	19877	0	5100	5000	0	5000	94977	1454	16367	15581	7886	2842498
45)	26898	0	26898	0	6200	0	0	0	0	0	0	0	0	3200	0	0	1000
46)	106145	0	106145	0	0	0	0	0	0	0	0	0	0	0	0	0	13600
47)	1036751	7185	1029566	232	45674	2344	0	5	0	0	0	2349	0	42917	420	0	227150
48)	221104	4577	216527	0	22295	2500	0	0	0	0	0	2500	0	5191	0	0	51000
49)	326047	2452	323595	264	112000	0	250	0	0	0	0	250	0	14783	6000	0	18200
50)	385032	269	385563	0	43600	2410	0	0	0	1500	1000	4910	0	86723	0	0	129100
51)	351927	0	351927	0	0	1000	200	0	400	0	0	1600	0	1001	0	0	65158
52)	48314	0	48314	0	0	0	0	0	0	0	0	0	0	0	0	0	14742
	35754139	1973070	33781069	14855	1834957	181811	13300	30386	18225	3000	10500	257222	17146	1060880	652276	14886	9580825

TABLE C

SELECTED FINANCIAL ACTIVITY OF POLITICAL COMMITTEES
AND THEIR ASSISTANCE TO CANDIDATES BY OFFICE AND PARTY

STATE AND LOCAL REPUBLICAN

43)	TENNESSEE	TOTAL
44)	TEXAS	TOTAL
45)	UTAH	TOTAL
46)	VERMONT	TOTAL
47)	VIRGINIA	TOTAL
48)	WASHINGTON	TOTAL
49)	WEST VIRGINIA	TOTAL
50)	WISCONSIN	TOTAL
51)	WYOMING	TOTAL
52)	FOREIGN COUNTRIES	TOTAL
	GRAND TOTAL	

DISBURSEMENTS

CASH - ON - HAND AND DEBTS

LINE NUMBER	TOTAL DISBURSE MENTS	TRANS OUT PARTY SAME ST.	TOTAL MINUS TO PSS	TRANS OUT PARTY OTHER	TOTAL NON-PARTY CONTRIB	LOANS OUT	REPAY MENTS	CONTRIB REFUNDS	LATEST CASH-ON- HAND	1/1/79 CASH-ON- HAND	DEBTS OWED TO	DEBTS OWED BY
43)	319994	1323	318671	1000	0	0	35427	150	15196	8090	0	0
44)	3959487	81232	3878255	0	0	7886	29654	250	229240	13974	125	1203
45)	26012	0	26012	0	0	0	0	0	1022	136	0	0
46)	129864	22000	107864	0	0	0	0	0	515	24237	0	0
47)	1008426	14628	993798	102	0	0	425	0	50918	13679	577	0
48)	217264	47	217217	0	0	0	0	0	7840	3995	0	500
49)	326621	3422	323199	0	0	0	6000	0	1879	3720	6810	5901
50)	380128	3107	377021	0	0	0	0	40	17919	12431	0	0
51)	302141	0	302141	20	0	0	11104	0	52982	3197	0	0
52)	50501	447	50054	8550	0	0	0	0	2993	5215	0	2522
	34618139	2072940	32545199	250191	4823	8561	849652	12228	1543656	411592	71071	885219

TABLE C

SELECTED FINANCIAL ACTIVITY OF POLITICAL COMMITTEES
AND THEIR ASSISTANCE TO CANDIDATES BY OFFICE AND PARTY

STATE AND LOCAL REPUBLICAN

43)	TENNESSEE	TOTAL
44)	TEXAS	TOTAL
45)	UTAH	TOTAL
46)	VERMONT	TOTAL
47)	VIRGINIA	TOTAL
48)	WASHINGTON	TOTAL
49)	WEST VIRGINIA	TOTAL
50)	WISCONSIN	TOTAL
51)	WYOMING	TOTAL
52)	FOREIGN COUNTRIES	TOTAL
	GRAND TOTAL	

TOTAL CONTRIBUTIONS TO AND EXPENDITURES ON BEHALF OF ALL CANDIDATES (CONTRIB. TO SEN/HSE BY INCUM/OTH STATUS, BY OFFICE AND PARTY)

LINE NUMBER	INC	SEN/HSE CHAL- OTH	OPEN	DEM	SENATE REP	OTHER	DEM	HOUSE REP	OTHER	TOT. CONTR TO P/S/H CANDID.	TOT. EXPEN ON P/S/H CANDID.
43)	1500	10000	0	0	1500	0	0	10000	0	20063	0
44)	575	33508	5944	0	0	0	0	40027	0	40027	52925
45)	200	3000	0	0	200	0	0	3000	0	3200	7302
46)	0	5000	0	0	5000	0	0	0	0	5000	0
47)	1462	10259	84	0	273	0	0	11532	0	11805	35512
48)	0	25665	0	0	7766	0	0	17899	0	25665	0
49)	0	445	0	0	0	0	0	445	0	445	0
50)	10160	15820	9000	0	2000	0	0	32980	0	34980	7677
51)	10000	0	0	0	0	0	0	10000	0	10000	7862
52)	0	0	0	0	0	0	0	0	0	0	0
	159657	464880	144485	0	112552	0	0	656470	0	781207	837292

TABLE D

SELECTED FINANCIAL ACTIVITY OF POLITICAL COMMITTEES

SUMMARY INFORMATION

DEMOCRATIC AND REPUBLICAN

COMMITTEE GROUPS	TOTAL RECPT MINUS TRANS IN SC/PSS	TOTAL DISB MINUS TRANS OUT SC/PSS	LATEST CASH-ON HAND	DEBTS OWED TO	DEBTS OWED BY	CONTRIB TO CANDIDATES	EXPEND ON BEHALF OF CANDIDATES	NUMBER OF COMMITTEES
DEMOCRATIC								
NATIONAL COMMITTEES	15418300	15150984	419352	614	1049498	41051	3942526	6
SENATORIAL	1653849	1618162	75566	0	440000	481500	589316	1
CONGRESSIONAL	2864088	2828184	76751	0	200000	614097	34686	2
ASSOC OF STATE DEM CHAIR	2714266	2451017	159395	0	0	0	0	1
OTHER NATIONAL	378440	350186	64186	7426	1999	132200	0	4
PRESIDENTIAL CONVENTIONS	5055131	3830314	1228252	0	0	0	0	2
STATE/LOCAL	9103520	8754177	583507	23275	347110	384358	375660	253
TOTALS	37187594	34983024	2607009	31315	2038607	1653206	4942188	269

COMMITTEE GROUPS	TOTAL RECPT MINUS TRANS IN SC/PSS	TOTAL DISB MINUS TRANS OUT SC/PSS	LATEST CASH-ON HAND	DEBTS OWED TO	DEBTS OWED BY	CONTRIB TO CANDIDATES	EXPEND ON BEHALF OF CANDIDATES	NUMBER OF COMMITTEES
REPUBLICAN								
NATIONAL COMMITTEES	77838238	75821719	1385110	56283	12781	844455	5352269	9
SENATORIAL	23308963	21211482	117307	139000	400000	414893	5025802	2
CONGRESSIONAL	28567961	26095223	4031005	22960	127793	2005663	1229110	2
NATIONAL FUNDRAISING	0	0	0	0	0	0	0	1
OTHER NATIONAL	625201	765735	48724	0	1261	482159	0	4
PRESIDENTIAL CONVENTIONS	5406166	5315000	120477	3970	44008	0	0	4
STATE/LOCAL	33781069	32545199	1543656	71071	885219	781207	837292	294
TOTALS	169527598	161754358	7246279	293284	1471062	4528377	12444473	316

TABLE E

CONTRIBUTIONS TO CANDIDATES FROM POLITICAL COMMITTEES
BY OFFICE AND INCUMBENT/CHALLENGER-OTHER/OPEN-SEAT CANDIDATE STATUS

NATIONAL AND STATE/LOCAL - DEMOCRATIC

PRESIDENT

COMMITTEE GROUPS	INCUMBENT			CHALLENGER-OTHER			OPEN-SEAT			TOTALS		
	#	\$	%	#	\$	%	#	\$	%	#	\$	%
NATIONAL COMMITTEES	1	10000	66.7	1	5000	33.3	0	0	0.0	2	15000	100.0
SENATORIAL	0	0	0.0	0	0	0.0	0	0	0.0	0	0	0.0
CONGRESSIONAL	0	0	0.0	0	0	0.0	0	0	0.0	0	0	0.0
ASSOC OF STATE DEM CHAIR	0	0	0.0	0	0	0.0	0	0	0.0	0	0	0.0
OTHER NATIONAL	0	0	0.0	0	0	0.0	0	0	0.0	0	0	0.0
STATE/LOCAL	5	6651	90.5	1	700	9.5	0	0	0.0	6	7351	100.0
TOTALS	6	16651	74.5	2	5700	25.5	0	0	0.0	8	22351	100.0

SENATE

COMMITTEE GROUPS	INCUMBENT			CHALLENGER-OTHER			OPEN-SEAT			TOTALS		
	#	\$	%	#	\$	%	#	\$	%	#	\$	%
NATIONAL COMMITTEES	0	0	0.0	0	0	0.0	0	0	0.0	0	0	0.0
SENATORIAL	17	295000	61.3	9	124000	25.8	5	62500	13.0	31	481500	100.0
CONGRESSIONAL	0	0	0.0	0	0	0.0	0	0	0.0	0	0	0.0
ASSOC OF STATE DEM CHAIR	0	0	0.0	0	0	0.0	0	0	0.0	0	0	0.0
OTHER NATIONAL	0	0	0.0	0	0	0.0	0	0	0.0	0	0	0.0
STATE/LOCAL	18	20333	31.5	6	34100	52.8	3	10200	15.8	27	64633	100.0
TOTALS	35	315333	57.7	15	158100	28.9	8	72700	13.3	58	546133	100.0

TABLE E

CONTRIBUTIONS TO CANDIDATES FROM POLITICAL COMMITTEES
BY OFFICE AND INCUMBENT/CHALLENGER-OTHER/OPEN-SEAT CANDIDATE STATUS

NATIONAL AND STATE/LOCAL - DEMOCRATIC

HOUSE

COMMITTEE GROUPS	INCUMBENT			CHALLENGER-OTHER			OPEN-SEAT			TOTALS		
	#	\$	%	#	\$	%	#	\$	%	#	\$	%
NATIONAL COMMITTEES	4	6551	25.1	4	11500	44.1	5	8000	30.7	13	26051	100.0
SENATORIAL	0	0	0.0	0	0	0.0	0	0	0.0	0	0	0.0
CONGRESSIONAL	82	335303	54.6	38	131033	21.3	37	147761	24.1	157	614097	100.0
ASSOC OF STATE DEM CHAIR	0	0	0.0	0	0	0.0	0	0	0.0	0	0	0.0
OTHER NATIONAL	232	89050	67.4	38	16600	12.6	41	26550	20.1	311	132200	100.0
STATE/LOCAL	75	171773	55.0	53	100713	32.2	23	39888	12.8	151	312374	100.0
TOTALS	393	602677	55.6	133	259846	24.0	106	222199	20.5	632	1084722	100.0

ALL FEDERAL CANDIDATES

COMMITTEE GROUPS	INCUMBENT			CHALLENGER-OTHER			OPEN-SEAT			TOTALS		
	#	\$	%	#	\$	%	#	\$	%	#	\$	%
NATIONAL COMMITTEES	5	16551	40.3	5	16500	40.2	5	8000	19.5	15	41051	100.0
SENATORIAL	17	295000	61.3	9	124000	25.8	5	62500	13.0	31	481500	100.0
CONGRESSIONAL	82	335303	54.6	38	131033	21.3	37	147761	24.1	157	614097	100.0
ASSOC OF STATE DEM CHAIR	0	0	0.0	0	0	0.0	0	0	0.0	0	0	0.0
OTHER NATIONAL	232	89050	67.4	38	16600	12.6	41	26550	20.1	311	132200	100.0
STATE/LOCAL	98	198757	51.7	60	135513	35.3	26	50088	13.0	184	384358	100.0
TOTALS	434	934661	56.5	150	423646	25.6	114	294899	17.8	698	1653206	100.0

TABLE E

CONTRIBUTIONS TO CANDIDATES FROM POLITICAL COMMITTEES
BY OFFICE AND INCUMBENT/CHALLENGER-OTHER/OPEN-SEAT CANDIDATE STATUS

NATIONAL AND STATE/LOCAL - REPUBLICAN

PRESIDENT

COMMITTEE GROUPS	INCUMBENT			CHALLENGER-OTHER			OPEN-SEAT			TOTALS		
	#	\$	%	#	\$	%	#	\$	%	#	\$	%
NATIONAL COMMITTEES	0	0	0.0	5	8280	100.0	0	0	0.0	5	8280	100.0
SENATORIAL	0	0	0.0	0	0	0.0	0	0	0.0	0	0	0.0
CONGRESSIONAL	0	0	0.0	0	0	0.0	0	0	0.0	0	0	0.0
NATIONAL FUNDRAISING	0	0	0.0	0	0	0.0	0	0	0.0	0	0	0.0
OTHER NATIONAL	0	0	0.0	0	0	0.0	0	0	0.0	0	0	0.0
STATE/LOCAL	0	0	0.0	9	12185	100.0	0	0	0.0	9	12185	100.0
TOTALS	0	0	0.0	14	20465	100.0	0	0	0.0	14	20465	100.0

SENATE

COMMITTEE GROUPS	INCUMBENT			CHALLENGER-OTHER			OPEN-SEAT			TOTALS		
	#	\$	%	#	\$	%	#	\$	%	#	\$	%
NATIONAL COMMITTEES	0	0	0.0	6	69813	100.0	0	0	0.0	6	69813	100.0
SENATORIAL	8	110727	26.7	20	229041	55.2	5	75125	18.1	33	414893	100.0
CONGRESSIONAL	0	0	0.0	5	3013	100.0	0	0	0.0	5	3013	100.0
NATIONAL FUNDRAISING	0	0	0.0	0	0	0.0	0	0	0.0	0	0	0.0
OTHER NATIONAL	1	1584	1.6	19	76525	76.1	5	22500	22.4	25	100609	100.0
STATE/LOCAL	6	13114	11.7	29	72707	64.6	9	26731	23.7	44	112552	100.0
TOTALS	15	125425	17.9	79	451099	64.4	19	124356	17.7	113	700880	100.0

TABLE E
-----CONTRIBUTIONS TO CANDIDATES FROM POLITICAL COMMITTEES
BY OFFICE AND INCUMBENT/CHALLENGER-OTHER/OPEN-SEAT CANDIDATE STATUS

NATIONAL AND STATE/LOCAL - REPUBLICAN

HOUSE

COMMITTEE GROUPS	INCUMBENT			CHALLENGER-OTHER			OPEN-SEAT			TOTALS		
	#	\$	%	#	\$	%	#	\$	%	#	\$	%
NATIONAL COMMITTEES	15	41845	5.5	90	513549	67.0	37	210968	27.5	142	766362	100.0
SENATORIAL	0	0	0.0	0	0	0.0	0	0	0.0	0	0	0.0
CONGRESSIONAL	152	1091150	54.5	169	618484	30.9	45	293016	14.6	366	2002650	100.0
NATIONAL FUNDRAISING	0	0	0.0	0	0	0.0	0	0	0.0	0	0	0.0
OTHER NATIONAL	2	-950	-0.2	100	278500	73.0	37	104000	27.3	139	381550	100.0
STATE/LOCAL	76	146543	22.3	166	392173	59.7	35	117754	17.9	277	656470	100.0
TOTALS	245	1278588	33.6	525	1802706	47.4	154	725738	19.1	924	3807032	100.0

ALL FEDERAL CANDIDATES

COMMITTEE GROUPS	INCUMBENT			CHALLENGER-OTHER			OPEN-SEAT			TOTALS		
	#	\$	%	#	\$	%	#	\$	%	#	\$	%
NATIONAL COMMITTEES	15	41845	5.0	101	591642	70.1	37	210968	25.0	153	844455	100.0
SENATORIAL	8	110727	26.7	20	229041	55.2	5	75125	18.1	33	414893	100.0
CONGRESSIONAL	152	1091150	54.4	174	621497	31.0	45	293016	14.6	371	2005663	100.0
NATIONAL FUNDRAISING	0	0	0.0	0	0	0.0	0	0	0.0	0	0	0.0
OTHER NATIONAL	3	634	0.1	119	355025	73.6	42	126500	26.2	164	482159	100.0
STATE/LOCAL	82	159657	20.4	204	477065	61.1	44	144485	18.5	330	781207	100.0
TOTALS	260	1404013	31.0	618	2274270	50.2	173	850094	18.8	1051	4528377	100.0

TABLE F

CONTRIBUTIONS TO CANDIDATES FROM POLITICAL COMMITTEES
BY CONTRIBUTION AMOUNT
NATIONAL AND STATE/LOCAL - DEMOCRATIC

NUMBER	COMMITTEE GROUPS	\$1 - 99			\$100 - 249			\$250 - 499			\$500 - 999		
		#	\$	%	#	\$	%	#	\$	%	#	\$	%
1)	DEM NATIONAL COMMS	0	0	.00	0	0	.00	0	0	.00	2	1551	3.78
2)	DEM SENATORIAL	0	0	.00	0	0	.00	0	0	.00	0	0	.00
3)	DEM CONGRESSIONAL	1	24	.00	0	0	.00	3	1214	.20	1	500	.08
4)	ASSN OF ST DEM CHAIR	0	0	.00	0	0	.00	0	0	.00	0	0	.00
5)	DEM STUDY GROUP	0	0	.00	1	100	1.32	0	0	.00	0	0	.00
6)	WRIGHT COMMITTEE	0	0	.00	9	1800	1.54	175	45000	38.58	95	49350	42.31
7)	BRADEMAS COMMITTEE	0	0	.00	0	0	.00	2	650	33.33	2	1300	66.67
8)	O'NEILL FUND	0	0	.00	0	0	.00	0	0	.00	2	1000	16.67
9)	ALABAMA	0	0	.00	0	0	.00	0	0	.00	0	0	.00
10)	ALASKA	0	0	.00	0	0	.00	0	0	.00	0	0	.00
11)	AMERICAN SAMOA	0	0	.00	0	0	.00	0	0	.00	0	0	.00
12)	ARIZONA	0	0	.00	0	0	.00	0	0	.00	0	0	.00
13)	ARKANSAS	0	0	.00	0	0	.00	0	0	.00	1	500	33.33
14)	CALIFORNIA	1	99	.44	1	100	.45	1	300	1.34	4	2200	9.85
15)	CANAL ZONE	0	0	.00	0	0	.00	0	0	.00	0	0	.00
16)	COLORADO	0	0	.00	0	0	.00	0	0	.00	0	0	.00
17)	CONNECTICUT	0	0	.00	1	200	100.00	0	0	.00	0	0	.00
18)	DELAWARE	0	0	.00	0	0	.00	0	0	.00	0	0	.00
19)	DISTRICT OF COLUMBIA	0	0	.00	0	0	.00	0	0	.00	0	0	.00
20)	FLORIDA	0	0	.00	0	0	.00	0	0	.00	0	0	.00
21)	GEORGIA	0	0	.00	0	0	.00	2	850	8.63	0	0	.00
22)	GUAM	0	0	.00	0	0	.00	0	0	.00	0	0	.00
23)	HAWAII	0	0	.00	0	0	.00	0	0	.00	0	0	.00

NUMBER	\$1,000 - 2,499			\$2,500 - 4,999			\$5,000 AND UP			TOTALS			COMMIT MAKING CONTRIB	
	#	\$	%	#	\$	%	#	\$	%	#	\$	%	#	%
1)	5	6500	15.83	5	13000	31.67	3	20000	48.72	15	41051	100.00	2	33.33
2)	0	0	.00	0	0	.00	31	481500	100.00	31	481500	100.00	1	100.00
3)	36	62242	10.14	32	115113	18.75	84	435004	70.84	157	614097	100.00	1	50.00
4)	0	0	.00	0	0	.00	0	0	.00	0	0	.00	0	.00
5)	4	7500	98.68	0	0	.00	0	0	.00	5	7600	100.00	1	100.00
6)	15	15500	13.29	0	0	.00	1	5000	4.29	295	116650	100.00	1	100.00
7)	0	0	.00	0	0	.00	0	0	.00	4	1950	100.00	1	100.00
8)	5	5000	83.33	0	0	.00	0	0	.00	7	6000	100.00	1	100.00
9)	4	7000	100.00	0	0	.00	0	0	.00	4	7000	100.00	2	40.00
10)	0	0	.00	0	0	.00	0	0	.00	0	0	.00	0	.00
11)	0	0	.00	0	0	.00	0	0	.00	0	0	.00	0	.00
12)	0	0	.00	0	0	.00	0	0	.00	0	0	.00	0	.00
13)	1	1000	66.67	0	0	.00	0	0	.00	2	1500	100.00	1	50.00
14)	7	11997	53.74	3	7630	34.18	0	0	.00	17	22326	100.00	5	31.25
15)	0	0	.00	0	0	.00	0	0	.00	0	0	.00	0	.00
16)	0	0	.00	0	0	.00	0	0	.00	0	0	.00	0	.00
17)	0	0	.00	0	0	.00	0	0	.00	1	200	100.00	1	100.00
18)	0	0	.00	0	0	.00	0	0	.00	0	0	.00	0	.00
19)	0	0	.00	0	0	.00	0	0	.00	0	0	.00	0	.00
20)	1	2000	3.10	1	2500	3.88	6	60000	93.02	8	64500	100.00	1	33.33
21)	9	9000	91.37	0	0	.00	0	0	.00	11	9850	100.00	2	40.00
22)	0	0	.00	0	0	.00	0	0	.00	0	0	.00	0	.00
23)	0	0	.00	0	0	.00	0	0	.00	0	0	.00	0	.00

TABLE F

CONTRIBUTIONS TO CANDIDATES FROM POLITICAL COMMITTEES
BY CONTRIBUTION AMOUNT
NATIONAL AND STATE/LOCAL - DEMOCRATIC

NUMBER	COMMITTEE GROUPS	\$1 - 99			\$100 - 249			\$250 - 499			\$500 - 999		
		#	\$	%	#	\$	%	#	\$	%	#	\$	%
24)	IDAHO	0	0	.00	0	0	.00	0	0	.00	0	0	.00
25)	ILLINOIS	0	0	.00	0	0	.00	0	0	.00	0	0	.00
26)	INDIANA	0	0	.00	0	0	.00	0	0	.00	0	0	.00
27)	IOWA	2	60	.72	2	200	2.41	1	250	3.01	1	500	6.02
28)	KANSAS	0	0	.00	0	0	.00	0	0	.00	0	0	.00
29)	KENTUCKY	0	0	.00	0	0	.00	0	0	.00	0	0	.00
30)	LOUISIANA	0	0	.00	0	0	.00	0	0	.00	0	0	.00
31)	MAINE	0	0	.00	0	0	.00	0	0	.00	0	0	.00
32)	MARYLAND	0	0	.00	0	0	.00	0	0	.00	0	0	.00
33)	MASSACHUSETTS	0	0	.00	1	200	4.76	0	0	.00	0	0	.00
34)	MICHIGAN	26	1010	1.36	4	600	.81	2	770	1.04	2	1012	1.36
35)	MINNESOTA	0	0	.00	0	0	.00	0	0	.00	1	700	4.61
36)	MISSISSIPPI	0	0	.00	0	0	.00	0	0	.00	0	0	.00
37)	MISSOURI	0	0	.00	0	0	.00	2	690	9.27	2	1382	18.57
38)	MONTANA	0	0	.00	0	0	.00	0	0	.00	1	700	25.93
39)	NEBRASKA	0	0	.00	0	0	.00	0	0	.00	1	794	27.15
40)	NEVADA	0	0	.00	0	0	.00	0	0	.00	0	0	.00
41)	NEW HAMPSHIRE	0	0	.00	0	0	.00	0	0	.00	0	0	.00
42)	NEW JERSEY	0	0	.00	0	0	.00	0	0	.00	0	0	.00
43)	NEW MEXICO	0	0	.00	0	0	.00	0	0	.00	0	0	.00
44)	NEW YORK	0	0	.00	0	0	.00	0	0	.00	2	1700	12.67
45)	NORTH CAROLINA	0	0	.00	0	0	.00	0	0	.00	0	0	.00
46)	NORTH DAKOTA	0	0	.00	0	0	.00	0	0	.00	0	0	.00

NUMBER	\$1,000 - 2,499			\$2,500 - 4,999			\$5,000 AND UP			TOTALS			COMMIT MAKING CONTRIB	
	#	\$	%	#	\$	%	#	\$	%	#	\$	%	#	%
24)	2	3000	100.00	0	0	.00	0	0	.00	2	3000	100.00	1	50.00
25)	1	1500	100.00	0	0	.00	0	0	.00	1	1500	100.00	1	50.00
26)	2	3354	53.83	1	2877	46.17	0	0	.00	3	6231	100.00	1	25.00
27)	2	2000	24.07	0	0	.00	1	5300	63.78	9	8310	100.00	6	100.00
28)	0	0	.00	1	4000	28.57	2	10000	71.43	3	14000	100.00	1	100.00
29)	2	3104	100.00	0	0	.00	0	0	.00	2	3104	100.00	1	25.00
30)	0	0	.00	0	0	.00	0	0	.00	0	0	.00	0	.00
31)	0	0	.00	0	0	.00	0	0	.00	0	0	.00	0	.00
32)	1	1000	16.67	0	0	.00	1	5000	83.33	2	6000	100.00	2	20.00
33)	3	4000	95.24	0	0	.00	0	0	.00	4	4200	100.00	1	100.00
34)	10	13274	17.87	2	7600	10.23	7	50035	67.34	53	74301	100.00	16	57.14
35)	0	0	.00	4	14475	95.39	0	0	.00	5	15175	100.00	4	40.00
36)	0	0	.00	0	0	.00	0	0	.00	0	0	.00	0	.00
37)	0	0	.00	0	0	.00	1	5371	72.16	5	7443	100.00	2	66.67
38)	2	2000	74.07	0	0	.00	0	0	.00	3	2700	100.00	1	100.00
39)	1	2130	72.85	0	0	.00	0	0	.00	2	2924	100.00	2	50.00
40)	0	0	.00	0	0	.00	0	0	.00	0	0	.00	0	.00
41)	0	0	.00	0	0	.00	0	0	.00	0	0	.00	0	.00
42)	0	0	.00	0	0	.00	0	0	.00	0	0	.00	0	.00
43)	0	0	.00	0	0	.00	0	0	.00	0	0	.00	0	.00
44)	4	6716	50.06	0	0	.00	1	5000	37.27	7	13416	100.00	4	33.33
45)	0	0	.00	0	0	.00	10	50000	100.00	10	50000	100.00	1	12.50
46)	0	0	.00	1	2500	33.33	1	5000	66.67	2	7500	100.00	1	33.33

TABLE F

CONTRIBUTIONS TO CANDIDATES FROM POLITICAL COMMITTEES
BY CONTRIBUTION AMOUNT
NATIONAL AND STATE/LOCAL - DEMOCRATIC

NUMBER	COMMITTEE GROUPS	\$1 - 99			\$100 - 249			\$250 - 499			\$500 - 999		
		#	\$	%	#	\$	%	#	\$	%	#	\$	%
47)	OHIO	0	0	.00	0	0	.00	0	0	.00	1	925	8.60
48)	OKLAHOMA	0	0	.00	1	200	100.00	0	0	.00	0	0	.00
49)	OREGON	0	0	.00	0	0	.00	0	0	.00	0	0	.00
50)	PENNSYLVANIA	0	0	.00	0	0	.00	0	0	.00	0	0	.00
51)	PUERTO RICO	0	0	.00	0	0	.00	0	0	.00	0	0	.00
52)	RHODE ISLAND	0	0	.00	0	0	.00	0	0	.00	0	0	.00
53)	SOUTH CAROLINA	0	0	.00	0	0	.00	0	0	.00	0	0	.00
54)	SOUTH DAKOTA	0	0	.00	0	0	.00	0	0	.00	0	0	.00
55)	TENNESSEE	0	0	.00	1	100	1.43	1	250	3.57	1	650	9.29
56)	TEXAS	0	0	.00	0	0	.00	0	0	.00	0	0	.00
57)	UTAH	0	0	.00	0	0	.00	0	0	.00	0	0	.00
58)	VERMONT	0	0	.00	0	0	.00	0	0	.00	0	0	.00
59)	VIRGINIA	0	0	.00	0	0	.00	0	0	.00	0	0	.00
60)	VIRGIN ISLANDS	0	0	.00	0	0	.00	0	0	.00	0	0	.00
61)	WASHINGTON	0	0	.00	0	0	.00	0	0	.00	0	0	.00
62)	WEST VIRGINIA	0	0	.00	0	0	.00	0	0	.00	0	0	.00
63)	WISCONSIN	0	0	.00	1	100	.63	1	281	1.77	1	728	4.59
64)	WYOMING	0	0	.00	0	0	.00	0	0	.00	0	0	.00
65)	FOREIGN COUNTRIES	0	0	.00	0	0	.00	0	0	.00	0	0	.00
**	TOTALS	30	1193	.07	22	3600	.22	190	50255	3.04	120	65492	3.96

NUMBER	\$1,000 - 2,499			\$2,500 - 4,999			\$5,000 AND UP			TOTALS			COMMIT MAKING CONTRIB	
	#	\$	%	#	\$	%	#	\$	%	#	\$	%	#	%
47)	1	2000	18.60	2	7830	72.80	0	0	.00	4	10755	100.00	2	33.33
48)	0	0	.00	0	0	.00	0	0	.00	1	200	100.00	1	100.00
49)	0	0	.00	0	0	.00	0	0	.00	0	0	.00	0	.00
50)	0	0	.00	0	0	.00	1	5000	100.00	1	5000	100.00	1	12.50
51)	0	0	.00	0	0	.00	0	0	.00	0	0	.00	0	.00
52)	0	0	.00	0	0	.00	0	0	.00	0	0	.00	0	.00
53)	2	2500	47.17	1	2800	52.83	0	0	.00	3	5300	100.00	1	50.00
54)	0	0	.00	0	0	.00	0	0	.00	0	0	.00	0	.00
55)	1	1000	14.29	0	0	.00	1	5000	71.43	5	7000	100.00	3	30.00
56)	0	0	.00	1	4000	100.00	0	0	.00	1	4000	100.00	1	6.67
57)	1	1060	100.00	0	0	.00	0	0	.00	1	1060	100.00	1	50.00
58)	0	0	.00	0	0	.00	0	0	.00	0	0	.00	0	.00
59)	0	0	.00	0	0	.00	1	5100	100.00	1	5100	100.00	1	11.11
60)	0	0	.00	0	0	.00	0	0	.00	0	0	.00	0	.00
61)	2	3482	100.00	0	0	.00	0	0	.00	2	3482	100.00	1	100.00
62)	0	0	.00	0	0	.00	0	0	.00	0	0	.00	0	.00
63)	3	4209	26.55	0	0	.00	2	10533	66.45	8	15851	100.00	6	50.00
64)	1	1430	100.00	0	0	.00	0	0	.00	1	1430	100.00	1	100.00
65)	0	0	.00	0	0	.00	0	0	.00	0	0	.00	0	.00
**	128	185498	11.22	54	184325	11.15	154	1162843	70.34	698	1653206	100.00	84	31.46

TABLE F

CONTRIBUTIONS TO CANDIDATES FROM POLITICAL COMMITTEES
BY CONTRIBUTION AMOUNT
NATIONAL AND STATE/LOCAL - REPUBLICAN

NUMBER	COMMITTEE GROUPS	\$1 - 99			\$100 - 249			\$250 - 499			\$500 - 999		
		#	\$	%	#	\$	%	#	\$	%	#	\$	%
1)	REP NATIONAL COMMS	0	0	.00	2	300	.04	0	0	.00	4	2681	.32
2)	REP SENATORIAL	2	54	.01	1	208	.05	1	-405	-.10	0	0	.00
3)	REP CONGRESSIONAL	61	1657	.08	6	1024	.05	3	827	.04	1	739	.04
4)	1978 EISENHOWER JUBI	0	0	.00	0	0	.00	0	0	.00	0	0	.00
5)	LEADERSHIP COMMITTEE	0	0	.00	0	0	.00	1	250	13.63	0	0	.00
6)	BOOSTERS CLUB	0	0	.00	0	0	.00	0	0	.00	0	0	.00
7)	RSC CAMPAIGN FUND	0	0	.00	0	0	.00	0	0	.00	0	0	.00
8)	WHIP'S FUND	0	0	.00	20	2000	100.00	0	0	.00	0	0	.00
9)	ALABAMA	0	0	.00	0	0	.00	0	0	.00	0	0	.00
10)	ALASKA	0	0	.00	0	0	.00	0	0	.00	0	0	.00
11)	AMERICAN SAMOA	0	0	.00	0	0	.00	0	0	.00	0	0	.00
12)	ARIZONA	0	0	.00	0	0	.00	0	0	.00	0	0	.00
13)	ARKANSAS	0	0	.00	0	0	.00	0	0	.00	0	0	.00
14)	CALIFORNIA	0	0	.00	11	1800	1.76	4	1200	1.18	9	5500	5.39
15)	CANAL ZONE	0	0	.00	0	0	.00	0	0	.00	0	0	.00
16)	COLORADO	1	35	.08	1	125	.30	0	0	.00	0	0	.00
17)	CONNECTICUT	5	25	.12	1	200	.99	3	882	4.38	0	0	.00
18)	DELAWARE	0	0	.00	0	0	.00	0	0	.00	0	0	.00
19)	DISTRICT OF COLUMBIA	0	0	.00	0	0	.00	0	0	.00	0	0	.00
20)	FLORIDA	0	0	.00	0	0	.00	1	251	.53	0	0	.00
21)	GEORGIA	0	0	.00	0	0	.00	0	0	.00	1	600	100.00
22)	GUAM	0	0	.00	0	0	.00	0	0	.00	0	0	.00
23)	HAWAII	0	0	.00	1	200	26.67	0	0	.00	1	550	73.33

NUMBER	\$1,000 - 2,499			\$2,500 - 4,999			\$5,000 AND UP			TOTALS			COMMIT MAKING CONTRIB	
	#	\$	%	#	\$	%	#	\$	%	#	\$	%	#	%
1)	23	37400	4.43	48	185734	21.99	76	618340	73.22	153	844455	100.00	3	33.33
2)	2	3169	.76	0	0	.00	27	411867	99.27	33	414893	100.00	2	100.00
3)	32	47712	2.38	58	238010	11.87	210	1715694	85.54	371	2005663	100.00	1	50.00
4)	0	0	.00	0	0	.00	0	0	.00	0	0	.00	0	.00
5)	1	1584	86.37	0	0	.00	0	0	.00	2	1834	100.00	1	100.00
6)	46	64025	13.35	47	146000	30.45	48	269500	56.20	141	479525	100.00	1	100.00
7)	1	-1200	100.00	0	0	.00	0	0	.00	1	-1200	100.00	1	100.00
8)	0	0	.00	0	0	.00	0	0	.00	20	2000	100.00	1	100.00
9)	0	0	.00	0	0	.00	1	5000	100.00	1	5000	100.00	1	100.00
10)	1	2000	100.00	0	0	.00	0	0	.00	1	2000	100.00	1	100.00
11)	0	0	.00	0	0	.00	0	0	.00	0	0	.00	0	.00
12)	1	2000	100.00	0	0	.00	0	0	.00	1	2000	100.00	1	50.00
13)	2	2000	44.44	1	2500	55.56	0	0	.00	3	4500	100.00	1	100.00
14)	12	14173	13.90	6	19200	18.82	10	60124	58.95	52	101997	100.00	15	40.54
15)	0	0	.00	0	0	.00	0	0	.00	0	0	.00	0	.00
16)	2	2800	6.76	1	3498	8.45	4	34951	84.40	9	41409	100.00	3	75.00
17)	4	7572	37.56	2	6480	32.14	1	5000	24.80	16	20159	100.00	6	66.67
18)	0	0	.00	0	0	.00	0	0	.00	0	0	.00	0	.00
19)	0	0	.00	0	0	.00	0	0	.00	0	0	.00	0	.00
20)	3	4000	8.47	1	4000	8.47	5	39000	82.54	10	47251	100.00	2	50.00
21)	0	0	.00	0	0	.00	0	0	.00	1	600	100.00	1	33.33
22)	0	0	.00	0	0	.00	0	0	.00	0	0	.00	0	.00
23)	0	0	.00	0	0	.00	0	0	.00	2	750	100.00	1	100.00

TABLE F

CONTRIBUTIONS TO CANDIDATES FROM POLITICAL COMMITTEES
BY CONTRIBUTION AMOUNT
NATIONAL AND STATE/LOCAL - REPUBLICAN

NUMBER	COMMITTEE GROUPS	\$1 - 99			\$100 - 249			\$250 - 499			\$500 - 999		
		#	\$	%	#	\$	%	#	\$	%	#	\$	%
24)	IOAHO	0	0	.00	0	0	.00	0	0	.00	0	0	.00
25)	ILLINOIS	0	0	.00	4	700	3.85	0	0	.00	0	0	.00
26)	INDIANA	2	51	.53	5	882	9.08	3	1077	11.09	2	1656	17.05
27)	IOWA	0	0	.00	0	0	.00	0	0	.00	0	0	.00
28)	KANSAS	0	0	.00	0	0	.00	0	0	.00	0	0	.00
29)	KENTUCKY	1	25	.28	0	0	.00	1	420	4.78	2	1341	15.26
30)	LOUISIANA	0	0	.00	0	0	.00	1	443	2.58	0	0	.00
31)	MAINE	0	0	.00	0	0	.00	0	0	.00	0	0	.00
32)	MARYLAND	0	0	.00	0	0	.00	1	382	3.45	0	0	.00
33)	MASSACHUSETTS	0	0	.00	3	500	6.54	1	400	5.23	0	0	.00
34)	MICHIGAN	5	175	.37	10	1310	2.74	3	980	2.05	1	645	1.35
35)	MINNESOTA	0	0	.00	0	0	.00	1	350	1.09	0	0	.00
36)	MISSISSIPPI	0	0	.00	0	0	.00	0	0	.00	0	0	.00
37)	MISSOURI	0	0	.00	0	0	.00	0	0	.00	0	0	.00
38)	MONTANA	0	0	.00	0	0	.00	1	250	9.09	0	0	.00
39)	NEBRASKA	0	0	.00	0	0	.00	1	300	1.96	0	0	.00
40)	NEVADA	0	0	.00	0	0	.00	0	0	.00	0	0	.00
41)	NEW HAMPSHIRE	0	0	.00	0	0	.00	0	0	.00	0	0	.00
42)	NEW JERSEY	0	0	.00	0	0	.00	1	300	6.98	2	1000	23.26
43)	NEW MEXICO	0	0	.00	1	141	100.00	0	0	.00	0	0	.00
44)	NEW YORK	0	0	.00	0	0	.00	0	0	.00	1	550	3.65
45)	NORTH CAROLINA	0	0	.00	0	0	.00	0	0	.00	2	1000	3.32
46)	NORTH DAKOTA	0	0	.00	0	0	.00	0	0	.00	0	0	.00

NUMBER	\$1,000 - 2,499			\$2,500 - 4,999			\$5,000 AND UP			TOTALS			COMMIT MAKING CONTRIB	
	#	\$	%	#	\$	%	#	\$	%	#	\$	%	#	%
24)	2	4000	100.00	0	0	.00	0	0	.00	2	4000	100.00	1	100.00
25)	2	2000	10.99	0	0	.00	2	15500	85.16	8	18200	100.00	4	50.00
26)	5	6046	62.25	0	0	.00	0	0	.00	17	9712	100.00	3	30.00
27)	0	0	.00	0	0	.00	6	30000	100.00	6	30000	100.00	1	33.33
28)	0	0	.00	0	0	.00	2	12500	100.00	2	12500	100.00	1	50.00
29)	1	2000	22.76	0	0	.00	1	5000	56.91	6	8786	100.00	4	66.67
30)	0	0	.00	1	3399	19.81	2	13315	77.61	4	17157	100.00	1	100.00
31)	0	0	.00	0	0	.00	0	0	.00	0	0	.00	0	.00
32)	2	3200	28.88	1	2500	22.56	1	5000	45.12	5	11082	100.00	3	27.27
33)	4	4000	52.29	1	2750	35.95	0	0	.00	9	7650	100.00	2	66.67
34)	6	9350	19.59	3	10015	20.98	4	25250	52.91	32	47725	100.00	10	26.32
35)	2	2500	7.78	3	12085	37.61	2	17200	53.52	8	32135	100.00	3	60.00
36)	1	1298	100.00	0	0	.00	0	0	.00	1	1298	100.00	1	100.00
37)	2	2000	10.00	2	8000	40.00	2	10000	50.00	6	20000	100.00	1	20.00
38)	0	0	.00	1	2500	90.91	0	0	.00	2	2750	100.00	1	100.00
39)	0	0	.00	0	0	.00	3	15000	98.04	4	15300	100.00	1	100.00
40)	0	0	.00	0	0	.00	0	0	.00	0	0	.00	0	.00
41)	0	0	.00	0	0	.00	1	10000	100.00	1	10000	100.00	1	33.33
42)	3	3000	69.77	0	0	.00	0	0	.00	6	4300	100.00	1	33.33
43)	0	0	.00	0	0	.00	0	0	.00	1	141	100.00	1	100.00
44)	0	0	.00	0	0	.00	1	14525	96.35	2	15075	100.00	1	14.29
45)	1	1982	6.59	8	27114	90.09	0	0	.00	11	30096	100.00	3	100.00
46)	0	0	.00	0	0	.00	2	20000	100.00	2	20000	100.00	1	33.33

TABLE F

CONTRIBUTIONS TO CANDIDATES FROM POLITICAL COMMITTEES
BY CONTRIBUTION AMOUNT
NATIONAL AND STATE/LOCAL - REPUBLICAN

NUMBER	COMMITTEE GROUPS	\$1 - 99			\$100 - 249			\$250 - 499			\$500 - 999		
		#	\$	%	#	\$	%	#	\$	%	#	\$	%
47)	OHIO	1	50	.15	0	0	.00	0	0	.00	0	0	.00
48)	OKLAHOMA	1	5	.02	1	200	.74	0	0	.00	1	750	2.79
49)	OREGON	0	0	.00	0	0	.00	0	0	.00	0	0	.00
50)	PENNSYLVANIA	0	0	.00	2	325	20.63	1	250	15.87	0	0	.00
51)	PUERTO RICO	0	0	.00	0	0	.00	0	0	.00	0	0	.00
52)	RHODE ISLAND	0	0	.00	0	0	.00	0	0	.00	0	0	.00
53)	SOUTH CAROLINA	0	0	.00	0	0	.00	0	0	.00	0	0	.00
54)	SOUTH DAKOTA	0	0	.00	0	0	.00	0	0	.00	1	500	3.60
55)	TENNESSEE	0	0	.00	0	0	.00	0	0	.00	0	0	.00
56)	TEXAS	3	75	.19	3	300	.75	1	250	.62	1	500	1.25
57)	UTAH	0	0	.00	1	200	6.25	0	0	.00	0	0	.00
58)	VERMONT	0	0	.00	0	0	.00	0	0	.00	0	0	.00
59)	VIRGINIA	5	109	.92	1	163	1.38	1	273	2.31	1	533	4.52
60)	VIRGIN ISLANDS	0	0	.00	0	0	.00	0	0	.00	0	0	.00
61)	WASHINGTON	0	0	.00	1	200	.78	0	0	.00	3	1591	6.20
62)	WEST VIRGINIA	0	0	.00	0	0	.00	1	445	100.00	0	0	.00
63)	WISCONSIN	3	30	.09	3	450	1.29	1	300	.86	2	1000	2.86
64)	WYOMING	0	0	.00	0	0	.00	0	0	.00	0	0	.00
65)	FOREIGN COUNTRIES	0	0	.00	0	0	.00	0	0	.00	0	0	.00
**	TOTALS	90	2291	.05	78	11228	.25	32	9425	.21	35	21136	.47

NUMBER	\$1,000 - 2,499			\$2,500 - 4,999			\$5,000 AND UP			TOTALS			COMMIT MAKING CONTRIB	
	#	\$	%	#	\$	%	#	\$	%	#	\$	%	#	%
47)	0	0	.00	2	7431	22.88	4	25000	76.97	7	32481	100.00	5	45.45
48)	1	1500	5.59	3	14400	53.62	2	10000	37.24	9	26855	100.00	2	100.00
49)	2	2400	100.00	0	0	.00	0	0	.00	2	2400	100.00	1	33.33
50)	1	1000	63.49	0	0	.00	0	0	.00	4	1575	100.00	3	60.00
51)	0	0	.00	0	0	.00	0	0	.00	0	0	.00	0	.00
52)	0	0	.00	0	0	.00	1	9246	100.00	1	9246	100.00	1	100.00
53)	0	0	.00	0	0	.00	0	0	.00	0	0	.00	0	.00
54)	0	0	.00	2	8192	58.97	1	5200	37.43	4	13892	100.00	1	50.00
55)	2	2977	14.84	0	0	.00	2	17086	85.16	4	20063	100.00	1	33.33
56)	4	4287	10.71	5	19615	49.00	3	15000	37.47	20	40027	100.00	7	25.00
57)	0	0	.00	1	3000	93.75	0	0	.00	2	3200	100.00	1	100.00
58)	0	0	.00	0	0	.00	1	5000	100.00	1	5000	100.00	1	50.00
59)	3	3227	27.34	1	2500	21.18	1	5000	42.35	13	11805	100.00	5	25.00
60)	0	0	.00	0	0	.00	0	0	.00	0	0	.00	0	.00
61)	1	1000	3.90	1	2875	11.20	2	19999	77.92	8	25665	100.00	4	44.44
62)	0	0	.00	0	0	.00	0	0	.00	1	445	100.00	1	25.00
63)	8	9200	26.30	2	5000	14.29	3	19000	54.32	22	34980	100.00	6	54.55
64)	0	0	.00	0	0	.00	1	10000	100.00	1	10000	100.00	1	100.00
65)	0	0	.00	0	0	.00	0	0	.00	0	0	.00	0	.00
**	183	254202	5.61	201	736798	16.27	432	3493297	77.14	1051	4528377	100.00	127	40.71

TABLE 6

TOTAL RECEIPTS OF POLITICAL COMMITTEES
BY RECEIPT AMOUNT

NATIONAL AND CONV/STATE/LOCAL TOTALS

DEMOCRATIC AND REPUBLICAN

COMMITTEE GROUPS	#	\$0		#	\$1 - 9,999		#	\$10,000 - 29,999		#	\$30,000 - 99,999	
		\$	%		\$	%		\$	%		\$	%
DEMOCRATIC NATIONAL	3	0	.00	2	9119	.04	0	0	.00	2	134896	.58
DEMOCRATIC CONV/STATE/LOCAL	66	0	.00	94	372378	2.60	38	642524	4.48	31	1729276	12.05
DEMOCRATIC TOTALS	69	0	.00	96	381497	1.02	38	642524	1.72	33	1864172	4.98
REPUBLICAN NATIONAL	1	0	.00	2	11016	.00	0	0	.00	1	42578	.02
REPUBLICAN CONV/STATE/LOCAL	39	0	.00	96	385578	.94	61	1087067	2.64	46	2453290	5.96
REPUBLICAN TOTALS	40	0	.00	98	396594	.15	61	1087067	.40	47	2495868	.92
TOTALS	109	0	.00	194	778091	.25	99	1729591	.56	80	4360040	1.41

COMMITTEE GROUPS	\$100,000 - 499,999			\$500,000 - 999,999			\$1,000,000 AND UP			TOTALS		
	#	\$	%	#	\$	%	#	\$	%	#	\$	%
DEMOCRATIC NATIONAL	2	576622	2.50	1	798990	3.46	4	21558790	93.42	14	23078417	100.00
DEMOCRATIC CONV/STATE/LOCAL	20	3963598	27.62	5	3160048	22.02	1	4480137	31.22	255	14347961	100.00
DEMOCRATIC TOTALS	22	4540220	12.13	6	3959038	10.58	5	26038927	69.57	269	37426378	100.00
REPUBLICAN NATIONAL	4	885387	.38	4	2442597	1.06	6	227049356	98.53	18	230430934	100.00
REPUBLICAN CONV/STATE/LOCAL	38	8621808	20.95	11	8802000	21.38	7	19810562	48.13	298	41160305	100.00
REPUBLICAN TOTALS	42	9507195	3.50	15	11244597	4.14	13	246859918	90.89	316	271591239	100.00
TOTALS	64	14047415	4.55	21	15203635	4.92	18	272898845	88.31	585	309017617	100.00

TABLE H

CONTRIBUTIONS TO CANDIDATES FROM SEVEN TOTAL RECEIPT CLASSES OF
POLITICAL COMMITTEES BY CONTRIBUTION AMOUNT
NATIONAL/STATE/LOCAL TOTALS - DEMOCRATIC

TOTAL RECEIPT CLASSES	\$1 - 99			\$100 - 249			\$250 - 499			\$500 - 999		
	#	\$	%	#	\$	%	#	\$	%	#	\$	%
UNDER \$1	0	0	.00	1	200	16.67	0	0	.00	0	0	.00
\$ 1 TO \$ 9,999	20	770	2.21	5	600	1.72	9	3070	8.81	7	4850	13.92
\$ 10,000 TO \$29,999	4	274	.41	4	600	.89	0	0	.00	6	3437	5.11
\$ 30,000 TO \$99,999	0	0	.00	2	300	.41	3	971	1.32	6	3610	4.90
\$100,000 TO \$499,999	5	125	.04	10	1900	.68	175	45000	16.14	100	53095	19.05
\$500,000 TO \$999,999	0	0	.00	0	0	.00	0	0	.00	0	0	.00
\$1 MILL. & UP	1	24	.00	0	0	.00	3	1214	.11	1	500	.04
TOTALS	30	1193	.07	22	3600	.22	190	50255	3.04	120	65492	3.96

TOTAL RECEIPT CLASSES	\$1,000 - 2,499			\$2,500 - 4,999			\$5,000 AND UP			TOTALS			COMMITTEES
	#	\$	%	#	\$	%	#	\$	%	#	\$	%	
UNDER \$1	1	1000	83.33	0	0	.00	0	0	.00	2	1200	100.00	2
\$ 1 TO \$ 9,999	15	20254	58.13	0	0	.00	1	5300	15.21	57	34844	100.00	26
\$ 10,000 TO \$29,999	12	19766	29.38	4	13605	20.22	5	29593	43.99	35	67275	100.00	16
\$ 30,000 TO \$99,999	28	36375	49.42	2	6877	9.34	5	25471	34.61	46	73604	100.00	17
\$100,000 TO \$499,999	27	33757	12.11	9	28930	10.38	15	115975	41.60	341	278782	100.00	16
\$500,000 TO \$999,999	4	5604	8.98	2	6800	10.90	10	50000	80.12	16	62404	100.00	4
\$1 MILL. & UP	41	68742	6.06	37	128113	11.29	118	936504	82.50	201	1135097	100.00	3
TOTALS	128	185498	11.22	54	184325	11.15	154	1162843	70.34	698	1653206	100.00	84

TABLE H

CONTRIBUTIONS TO CANDIDATES FROM SEVEN TOTAL RECEIPT CLASSES OF
POLITICAL COMMITTEES BY CONTRIBUTION AMOUNT
NATIONAL/STATE/LOCAL TOTALS - REPUBLICAN

TOTAL RECEIPT CLASSES		\$1 - 99			\$100 - 249			\$250 - 499			\$500 - 999		
		#	\$	%	#	\$	%	#	\$	%	#	\$	%
UNDER	\$1	0	0	.00	0	0	.00	0	0	.00	0	0	.00
\$	1 TO \$ 9,999	9	255	.61	34	4025	9.69	5	1600	3.85	9	5291	12.74
\$	10,000 TO \$29,999	7	35	.06	18	3041	5.58	5	1555	2.85	8	4641	8.51
\$	30,000 TO \$99,999	3	75	.06	8	1150	.87	5	1533	1.16	4	2100	1.59
\$	100,000 TO \$499,999	2	60	.02	3	385	.13	10	3238	1.07	5	2995	.99
\$	500,000 TO \$999,999	6	155	.03	8	1395	.23	3	1077	.18	5	3539	.59
\$1 MILL.	& UP	63	1711	.05	7	1232	.04	4	422	.01	4	2570	.08
TOTALS		90	2291	.05	78	11228	.25	32	9425	.21	35	21136	.47

TOTAL RECEIPT CLASSES		\$1,000 - 2,499			\$2,500 - 4,999			\$5,000 AND UP			TOTALS			COMMITTEES
		#	\$	%	#	\$	%	#	\$	%	#	\$	%	
UNDER	\$1	0	0	.00	0	0	.00	0	0	.00	0	0	.00	0
\$	1 TO \$ 9,999	18	22603	54.43	3	7750	18.66	0	0	.00	78	41524	100.00	30
\$	10,000 TO \$29,999	13	18972	34.81	2	6260	11.49	2	20000	36.69	55	54504	100.00	25
\$	30,000 TO \$99,999	16	19650	14.88	6	21514	16.29	10	86057	65.16	52	132079	100.00	23
\$	100,000 TO \$499,999	20	23798	7.84	22	69856	23.02	31	203139	66.94	93	303471	100.00	30
\$	500,000 TO \$999,999	56	78578	13.16	55	178846	29.95	58	333500	55.85	191	597090	100.00	9
\$1 MILL.	& UP	60	90601	2.66	113	452572	13.31	331	2850601	83.85	582	3399709	100.00	10
TOTALS		183	254202	5.61	201	736798	16.27	432	3493297	77.14	1051	4528377	100.00	127

TABLE I

LATEST CASH-ON-HAND OF POLITICAL COMMITTEES

BY CASH-ON-HAND AMOUNT

NATIONAL AND CONV/STATE/LOCAL TOTALS

DEMOCRATIC AND REPUBLICAN

COMMITTEE GROUPS	UNDER \$1			\$1 - 999			\$1,000 - 4,999			\$5,000 - 9,999		
	#	\$	%	#	\$	%	#	\$	%	#	\$	%
DEMOCRATIC NATIONAL	4	0	.00	0	0	.00	2	2289	.29	2	12671	1.59
DEMOCRATIC CONV/STATE/LOCAL	105	0	.00	80	24173	1.33	49	112238	6.19	8	44440	2.45
DEMOCRATIC TOTALS	109	0	.00	80	24173	.93	51	114527	4.39	10	57111	2.19
REPUBLICAN NATIONAL	4	0	.00	3	343	.01	1	3100	.06	2	18830	.34
REPUBLICAN CONV/STATE/LOCAL	85	0	.00	89	38864	2.34	71	162009	9.74	25	178925	10.75
REPUBLICAN TOTALS	89	0	.00	92	39207	.54	72	165109	2.28	27	197755	2.73
TOTALS	198	0	.00	172	63380	.64	123	279636	2.84	37	254866	2.59

COMMITTEE GROUPS	\$10,000 - 24,999			\$25,000 - 99,999			\$100,000 AND UP			TOTALS		
	#	\$	%	#	\$	%	#	\$	%	#	\$	%
DEMOCRATIC NATIONAL	0	0	.00	4	209752	26.38	2	570538	71.74	14	795250	100.00
DEMOCRATIC CONV/STATE/LOCAL	5	70357	3.88	6	253088	13.97	2	1307463	72.17	255	1811759	100.00
DEMOCRATIC TOTALS	5	70357	2.70	10	462840	17.75	4	1878001	72.04	269	2607009	100.00
REPUBLICAN NATIONAL	1	22424	.40	2	-22849	-.41	5	5560298	99.61	18	5582146	100.00
REPUBLICAN CONV/STATE/LOCAL	14	234641	14.10	11	515945	31.00	3	533749	32.07	298	1664133	100.00
REPUBLICAN TOTALS	15	257065	3.55	13	493096	6.80	8	6094047	84.10	316	7246279	100.00
TOTALS	20	327422	3.32	23	955936	9.70	12	7972048	80.91	585	9853288	100.00

TABLE J

CONTRIBUTIONS TO CANDIDATES FROM SEVEN LATEST CASH-ON-HAND CLASSES OF
POLITICAL COMMITTEES BY CONTRIBUTION AMOUNT

NATIONAL/STATE/LOCAL TOTALS - DEMOCRATIC

LTST CASH-ON-HAND CLS	\$1 - 99			\$100 - 249			\$250 - 499			\$500 - 999		
	#	\$	%	#	\$	%	#	\$	%	#	\$	%
UNDER \$1	0	0	.00	2	300	1.04	4	1500	5.20	5	3500	12.13
\$ 1 TO \$ 999	21	869	.98	6	900	1.01	3	1051	1.18	9	6059	6.80
\$ 1,000 TO \$ 4,999	7	225	.21	5	600	.57	3	800	.76	2	1150	1.09
\$ 5,000 TO \$ 9,999	1	75	.21	0	0	.00	0	0	.00	3	2051	5.81
\$ 10,000 TO \$24,999	0	0	.00	0	0	.00	0	0	.00	1	500	6.67
\$ 25,000 TO \$99,999	1	24	.00	9	1800	.13	180	46904	3.49	100	52232	3.88
\$100,000 & UP	0	0	.00	0	0	.00	0	0	.00	0	0	.00
TOTALS	30	1193	.07	22	3600	.22	190	50255	3.04	120	65492	3.96

LTST CASH-ON-HAND CLS	\$1,000 - 2,499			\$2,500 - 4,999			\$5,000 AND UP			TOTALS			COMMITTEES
	#	\$	%	#	\$	%	#	\$	%	#	\$	%	
UNDER \$1	12	15947	55.28	1	2500	8.67	1	5100	17.68	25	28847	100.00	11
\$ 1 TO \$ 999	20	27699	31.09	4	13852	15.55	7	38671	43.40	70	89101	100.00	34
\$ 1,000 TO \$ 4,999	24	34240	32.55	4	15600	14.83	9	52568	49.98	54	105183	100.00	21
\$ 5,000 TO \$ 9,999	6	10266	29.06	3	7930	22.45	2	15000	42.47	15	35322	100.00	6
\$ 10,000 TO \$24,999	1	1000	13.33	2	6000	80.00	0	0	.00	4	7500	100.00	2
\$ 25,000 TO \$99,999	58	86742	6.45	35	125443	9.33	132	1031504	76.71	515	1344649	100.00	8
\$100,000 & UP	7	9604	22.54	5	13000	30.51	3	20000	46.94	15	42604	100.00	2
TOTALS	128	185498	11.22	54	184325	11.15	154	1162843	70.34	698	1653206	100.00	84

TABLE J

CONTRIBUTIONS TO CANDIDATES FROM SEVEN LATEST CASH-ON-HAND CLASSES OF
POLITICAL COMMITTEES BY CONTRIBUTION AMOUNT

NATIONAL/STATE/LOCAL TOTALS - REPUBLICAN

LTST CASH-ON-HAND CLS	#	\$1 - 99		#	\$100 - 249		#	\$250 - 499		#	\$500 - 999	
		\$	%		\$	%		\$	%		\$	%
UNDER \$1	2	54	.01	6	1058	.23	1	400	.09	3	1916	.42
\$ 1 TO \$ 999	11	280	.16	46	5676	3.29	5	1480	.86	13	7420	4.30
\$ 1,000 TO \$ 4,999	8	85	.06	9	1650	1.12	9	3093	2.11	9	5191	3.54
\$ 5,000 TO \$ 9,999	3	99	.09	4	613	.58	5	1350	1.28	3	1533	1.45
\$ 10,000 TO \$24,999	2	30	.02	2	325	.26	4	1303	1.06	1	500	.41
\$ 25,000 TO \$99,999	3	86	.01	5	882	.15	4	1377	.23	3	2506	.42
\$100,000 & UP	61	1657	.06	6	1024	.04	4	422	.01	3	2070	.07
TOTALS	90	2291	.05	78	11228	.25	32	9425	.21	35	21136	.47

LTST CASH-ON-HAND CLS	#	\$1,000 - 2,499		#	\$2,500 - 4,999		#	\$5,000 AND UP		#	TOTALS		COMMITTEES
		\$	%		\$	%		\$	%		\$	%	
UNDER \$1	7	8036	1.76	0	0	.00	31	446363	97.50	50	457827	100.00	11
\$ 1 TO \$ 999	22	29316	17.00	17	55201	32.00	10	73124	42.39	124	172497	100.00	44
\$ 1,000 TO \$ 4,999	21	30820	20.99	7	22851	15.56	12	83126	56.62	75	146816	100.00	33
\$ 5,000 TO \$ 9,999	20	22527	21.37	6	20276	19.24	9	58999	55.98	50	105397	100.00	14
\$ 10,000 TO \$24,999	4	4100	3.33	9	34850	28.31	15	82000	66.61	37	123108	100.00	10
\$ 25,000 TO \$99,999	50	70071	11.71	53	166583	27.85	60	356651	59.63	178	598156	100.00	9
\$100,000 & UP	59	89332	3.05	109	437037	14.94	295	2393034	81.82	537	2924576	100.00	6
TOTALS	183	254202	5.61	201	736798	16.27	432	3493297	77.14	1051	4528377	100.00	127

TABLE K

EXPENDITURES ON BEHALF OF CANDIDATES FROM POLITICAL COMMITTEES
BY OFFICE AND INCUMBENT/CHALLENGER-OTHER/OPEN-SEAT CANDIDATE STATUS

NATIONAL AND STATE/LOCAL - DEMOCRATIC

PRESIDENT

COMMITTEE GROUPS	INCUMBENT			CHALLENGER-OTHER			OPEN-SEAT			TOTALS		
	#	\$	%	#	\$	%	#	\$	%	#	\$	%
NATIONAL COMMITTEES	1	3386793	100.0	0	0	0.0	0	0	0.0	1	3386793	100.0
SENATORIAL	0	0	0.0	0	0	0.0	0	0	0.0	0	0	0.0
CONGRESSIONAL	0	0	0.0	0	0	0.0	0	0	0.0	0	0	0.0
ASSOC OF STATE DEM CHAIR	0	0	0.0	0	0	0.0	0	0	0.0	0	0	0.0
OTHER NATIONAL	0	0	0.0	0	0	0.0	0	0	0.0	0	0	0.0
STATE/LOCAL	8	24140	100.0	0	0	0.0	0	0	0.0	8	24140	100.0
TOTALS	9	3410933	100.0	0	0	0.0	0	0	0.0	9	3410933	100.0

SENATE

COMMITTEE GROUPS	INCUMBENT			CHALLENGER-OTHER			OPEN-SEAT			TOTALS		
	#	\$	%	#	\$	%	#	\$	%	#	\$	%
NATIONAL COMMITTEES	17	216554	42.7	16	227175	44.8	3	63530	12.5	36	507259	100.0
SENATORIAL	11	367169	62.3	6	176792	30.0	2	45355	7.7	19	589316	100.0
CONGRESSIONAL	0	0	0.0	0	0	0.0	0	0	0.0	0	0	0.0
ASSOC OF STATE DEM CHAIR	0	0	0.0	0	0	0.0	0	0	0.0	0	0	0.0
OTHER NATIONAL	0	0	0.0	0	0	0.0	0	0	0.0	0	0	0.0
STATE/LOCAL	7	79742	66.8	5	39552	33.2	0	0	0.0	12	119294	100.0
TOTALS	35	663465	54.6	27	443519	36.5	5	108885	9.0	67	1215869	100.0

TABLE K

EXPENDITURES ON BEHALF OF CANDIDATES FROM POLITICAL COMMITTEES
BY OFFICE AND INCUMBENT/CHALLENGER-OTHER/OPEN-SEAT CANDIDATE STATUS

NATIONAL AND STATE/LOCAL - DEMOCRATIC

HOUSE

COMMITTEE GROUPS	INCUMBENT			CHALLENGER-OTHER			OPEN-SEAT			TOTALS		
	#	\$	%	#	\$	%	#	\$	%	#	\$	%
NATIONAL COMMITTEES	13	18397	38.0	18	26643	55.0	4	3434	7.1	35	48474	100.0
SENATORIAL	0	0	0.0	0	0	0.0	0	0	0.0	0	0	0.0
CONGRESSIONAL	3	5800	16.7	2	19020	54.8	1	9866	28.4	6	34686	100.0
ASSOC OF STATE DEM CHAIR	0	0	0.0	0	0	0.0	0	0	0.0	0	0	0.0
OTHER NATIONAL	0	0	0.0	0	0	0.0	0	0	0.0	0	0	0.0
STATE/LOCAL	36	115957	49.9	16	85145	36.7	5	31124	13.4	57	232226	100.0
TOTALS	52	140154	44.4	36	130808	41.5	10	44424	14.1	98	315386	100.0

ALL FEDERAL CANDIDATES

COMMITTEE GROUPS	INCUMBENT			CHALLENGER-OTHER			OPEN-SEAT			TOTALS		
	#	\$	%	#	\$	%	#	\$	%	#	\$	%
NATIONAL COMMITTEES	31	3621744	91.9	34	253818	6.4	7	66964	1.7	72	3942526	100.0
SENATORIAL	11	367169	62.3	6	176792	30.0	2	45355	7.7	19	589316	100.0
CONGRESSIONAL	3	5800	16.7	2	19020	54.8	1	9866	28.4	6	34686	100.0
ASSOC OF STATE DEM CHAIR	0	0	0.0	0	0	0.0	0	0	0.0	0	0	0.0
OTHER NATIONAL	0	0	0.0	0	0	0.0	0	0	0.0	0	0	0.0
STATE/LOCAL	51	219839	58.5	21	124697	33.2	5	31124	8.3	77	375660	100.0
TOTALS	96	4214552	85.3	63	574327	11.6	15	153309	3.1	174	4942188	100.0

TABLE K
-----EXPENDITURES ON BEHALF OF CANDIDATES FROM POLITICAL COMMITTEES
BY OFFICE AND INCUMBENT/CHALLENGER-OTHER/OPEN-SEAT CANDIDATE STATUS

NATIONAL AND STATE/LOCAL - REPUBLICAN

PRESIDENT

COMMITTEE GROUPS	INCUMBENT			CHALLENGER-OTHER			OPEN-SEAT			TOTALS		
	#	\$	%	#	\$	%	#	\$	%	#	\$	%
NATIONAL COMMITTEES	0	0	0.0	1	4504176	100.0	0	0	0.0	1	4504176	100.0
SENATORIAL	0	0	0.0	0	0	0.0	0	0	0.0	0	0	0.0
CONGRESSIONAL	0	0	0.0	0	0	0.0	0	0	0.0	0	0	0.0
NATIONAL FUNDRAISING	0	0	0.0	0	0	0.0	0	0	0.0	0	0	0.0
OTHER NATIONAL	0	0	0.0	0	0	0.0	0	0	0.0	0	0	0.0
STATE/LOCAL	0	0	0.0	7	129974	100.0	0	0	0.0	7	129974	100.0
TOTALS	0	0	0.0	8	4634150	100.0	0	0	0.0	8	4634150	100.0

SENATE

COMMITTEE GROUPS	INCUMBENT			CHALLENGER-OTHER			OPEN-SEAT			TOTALS		
	#	\$	%	#	\$	%	#	\$	%	#	\$	%
NATIONAL COMMITTEES	2	2666	0.9	6	307037	99.1	0	0	0.0	8	309703	100.0
SENATORIAL	9	451522	9.0	20	3301459	65.7	5	1272821	25.3	34	5025802	100.0
CONGRESSIONAL	0	0	0.0	0	0	0.0	0	0	0.0	0	0	0.0
NATIONAL FUNDRAISING	0	0	0.0	0	0	0.0	0	0	0.0	0	0	0.0
OTHER NATIONAL	0	0	0.0	0	0	0.0	0	0	0.0	0	0	0.0
STATE/LOCAL	4	13083	11.1	5	103609	87.6	1	1599	1.4	10	118291	100.0
TOTALS	15	467271	8.6	31	3712105	68.1	6	1274420	23.4	52	5453796	100.0

TABLE K
-----EXPENDITURES ON BEHALF OF CANDIDATES FROM POLITICAL COMMITTEES
BY OFFICE AND INCUMBENT/CHALLENGER-OTHER/OPEN-SEAT CANDIDATE STATUS

NATIONAL AND STATE/LOCAL - REPUBLICAN

HOUSE

COMMITTEE GROUPS	INCUMBENT			CHALLENGER-OTHER			OPEN-SEAT			TOTALS		
	#	\$	%	#	\$	%	#	\$	%	#	\$	%
NATIONAL COMMITTEES	5	26641	4.9	49	341982	63.5	19	169767	31.5	73	538390	100.0
SENATORIAL	0	0	0.0	0	0	0.0	0	0	0.0	0	0	0.0
CONGRESSIONAL	23	218778	17.8	55	667527	54.3	32	342805	27.9	110	1229110	100.0
NATIONAL FUNRAISING	0	0	0.0	0	0	0.0	0	0	0.0	0	0	0.0
OTHER NATIONAL	0	0	0.0	0	0	0.0	0	0	0.0	0	0	0.0
STATE/LOCAL	27	103988	17.7	43	364845	61.9	15	120194	20.4	85	589027	100.0
TOTALS	55	349407	14.8	147	1374354	58.3	66	632766	26.9	268	2356527	100.0

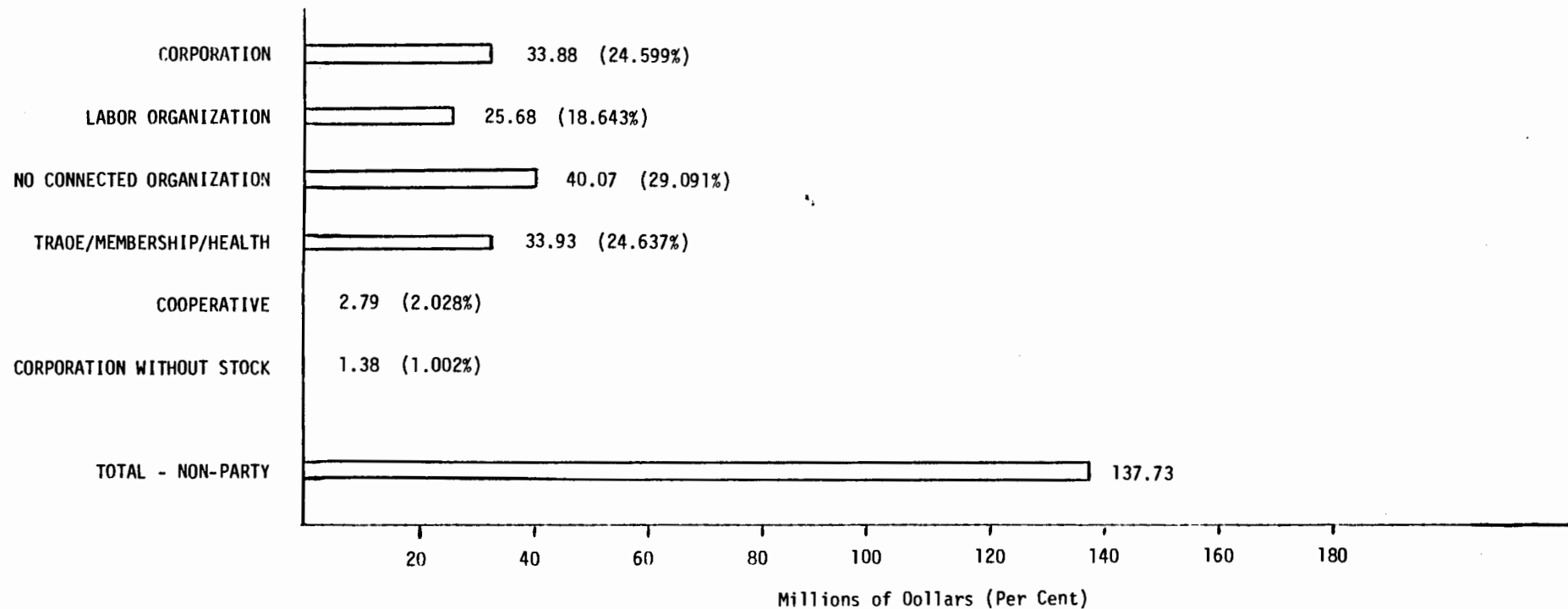
ALL FEDERAL CANDIDATES

COMMITTEE GROUPS	INCUMBENT			CHALLENGER-OTHER			OPEN-SEAT			TOTALS		
	#	\$	%	#	\$	%	#	\$	%	#	\$	%
NATIONAL COMMITTEES	7	29307	0.5	56	5153195	96.3	19	169767	3.2	82	5352269	100.0
SENATORIAL	9	451522	9.0	20	3301459	65.7	5	1272821	25.3	34	5025802	100.0
CONGRESSIONAL	23	218778	17.8	55	667527	54.3	32	342805	27.9	110	1229110	100.0
NATIONAL FUNRAISING	0	0	0.0	0	0	0.0	0	0	0.0	0	0	0.0
OTHER NATIONAL	0	0	0.0	0	0	0.0	0	0	0.0	0	0	0.0
STATE/LOCAL	31	117071	14.0	55	598428	71.5	16	121793	14.5	102	837292	100.0
TOTALS	70	816678	6.6	186	9720609	78.1	72	1907186	15.3	328	12444473	100.0



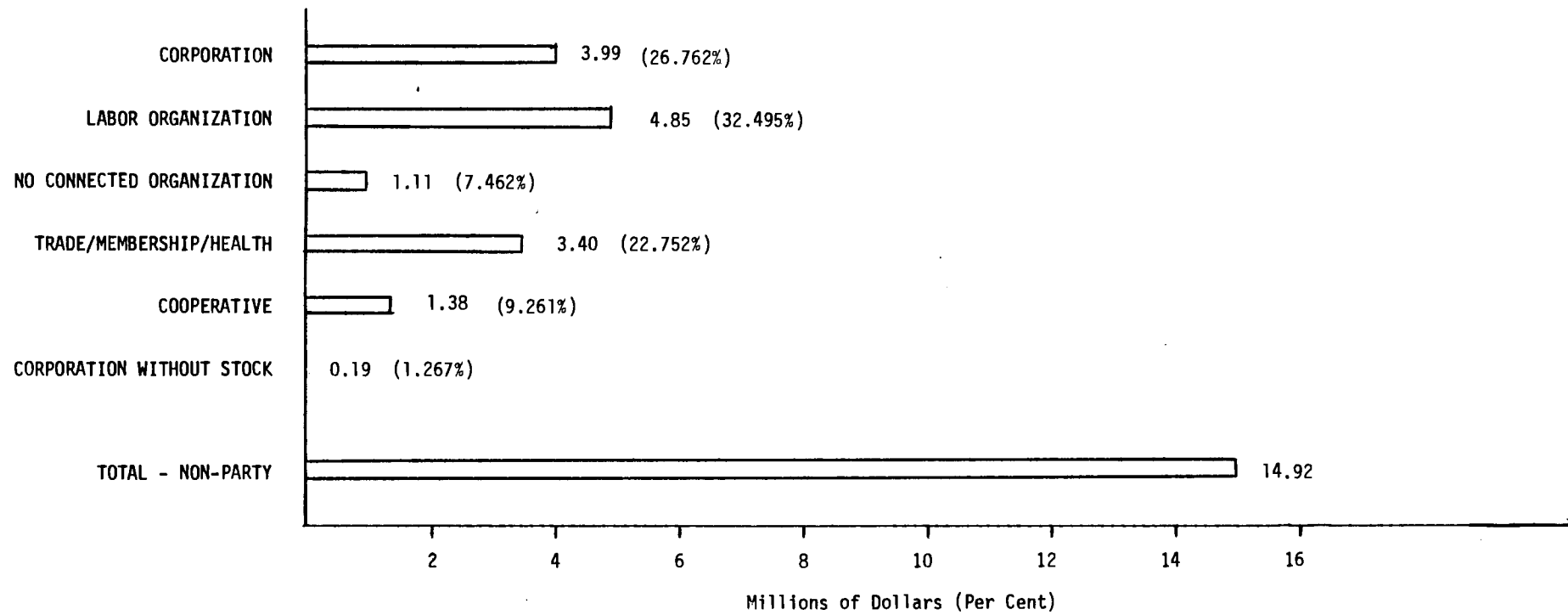
V

GRAPHS AND TABLES: SELECTED FINANCIAL ACTIVITY AND ASSISTANCE
TO CANDIDATES, NON-PARTY POLITICAL COMMITTEES

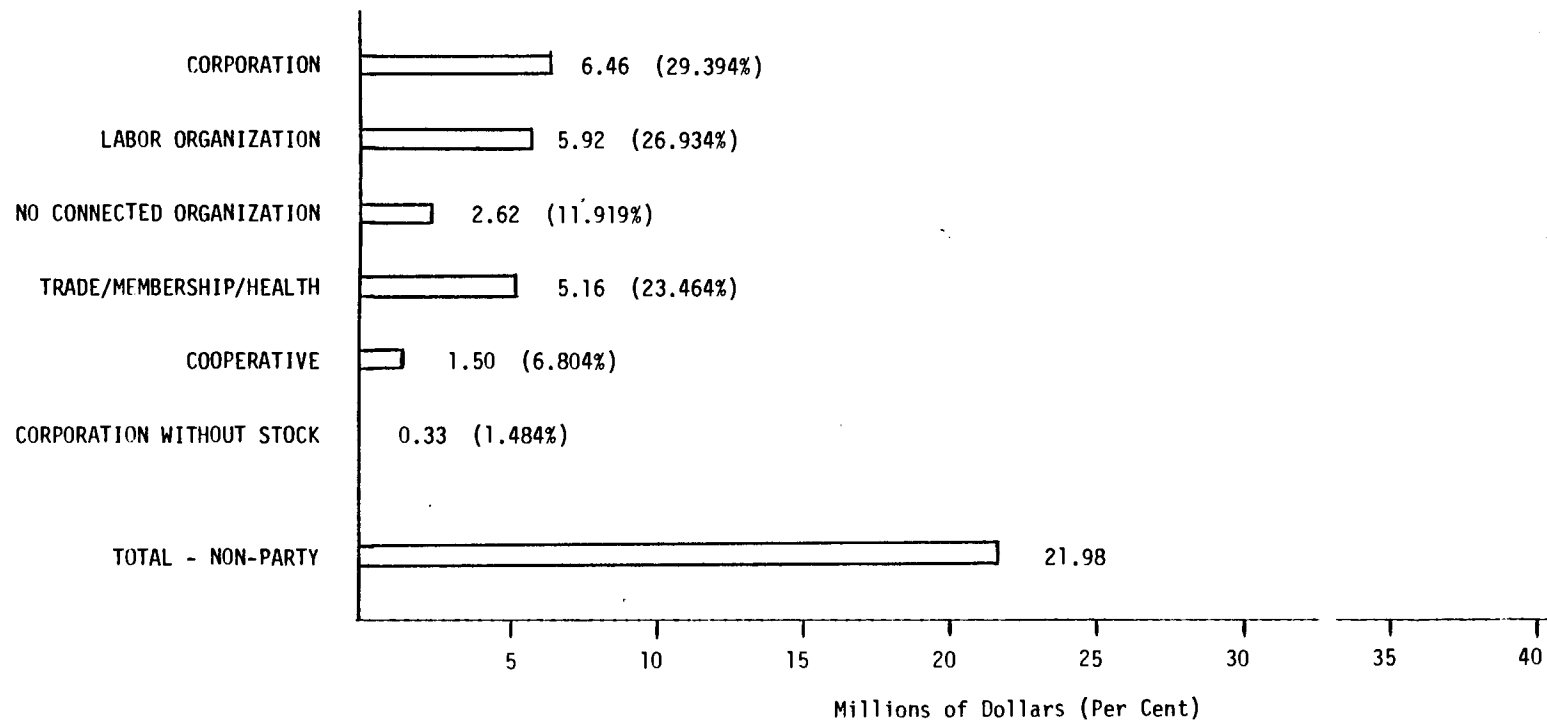


1979-80 TOTAL RECEIPTS OF CATEGORIES OF NON-PARTY POLITICAL COMMITTEES MINUS TRANSFERS IN FROM
 AFFILIATED NON-PARTY COMMITTEES REPORTED THROUGH DECEMBER 18, 1981*

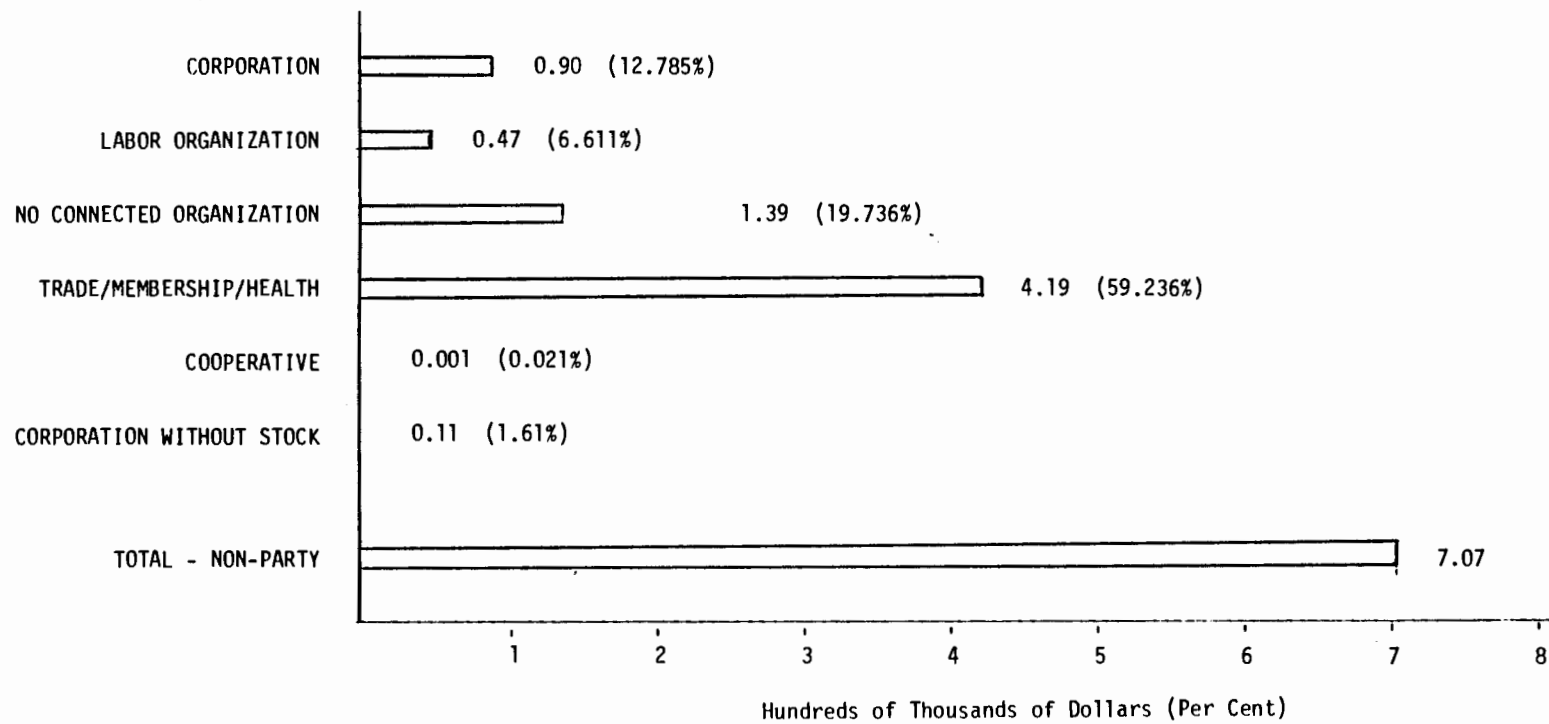
* For a more detailed description of the completeness of the information entered
 into the computer system by 12/18/81, see I - DESCRIPTION OF REPORT, p. vii.



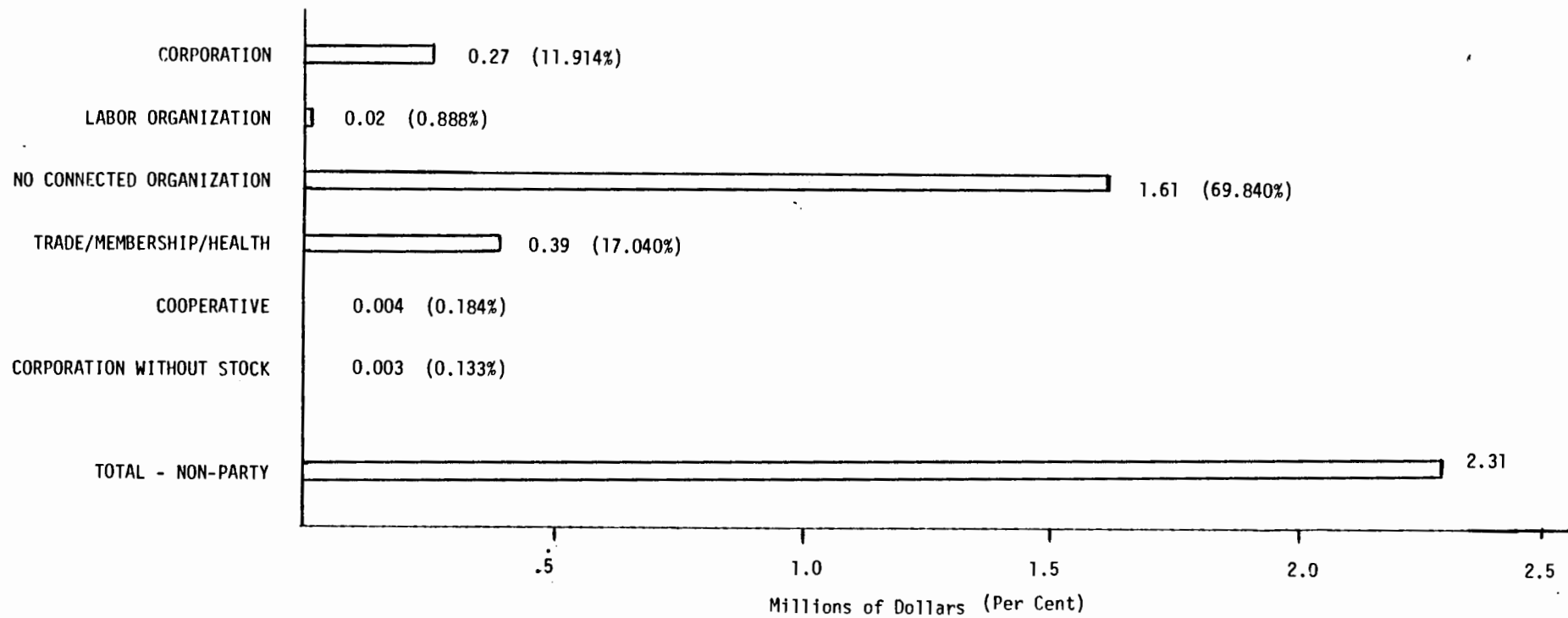
CASH ON HAND ON 1/1/79 REPORTED BY CATEGORIES OF NON-PARTY POLITICAL COMMITTEES



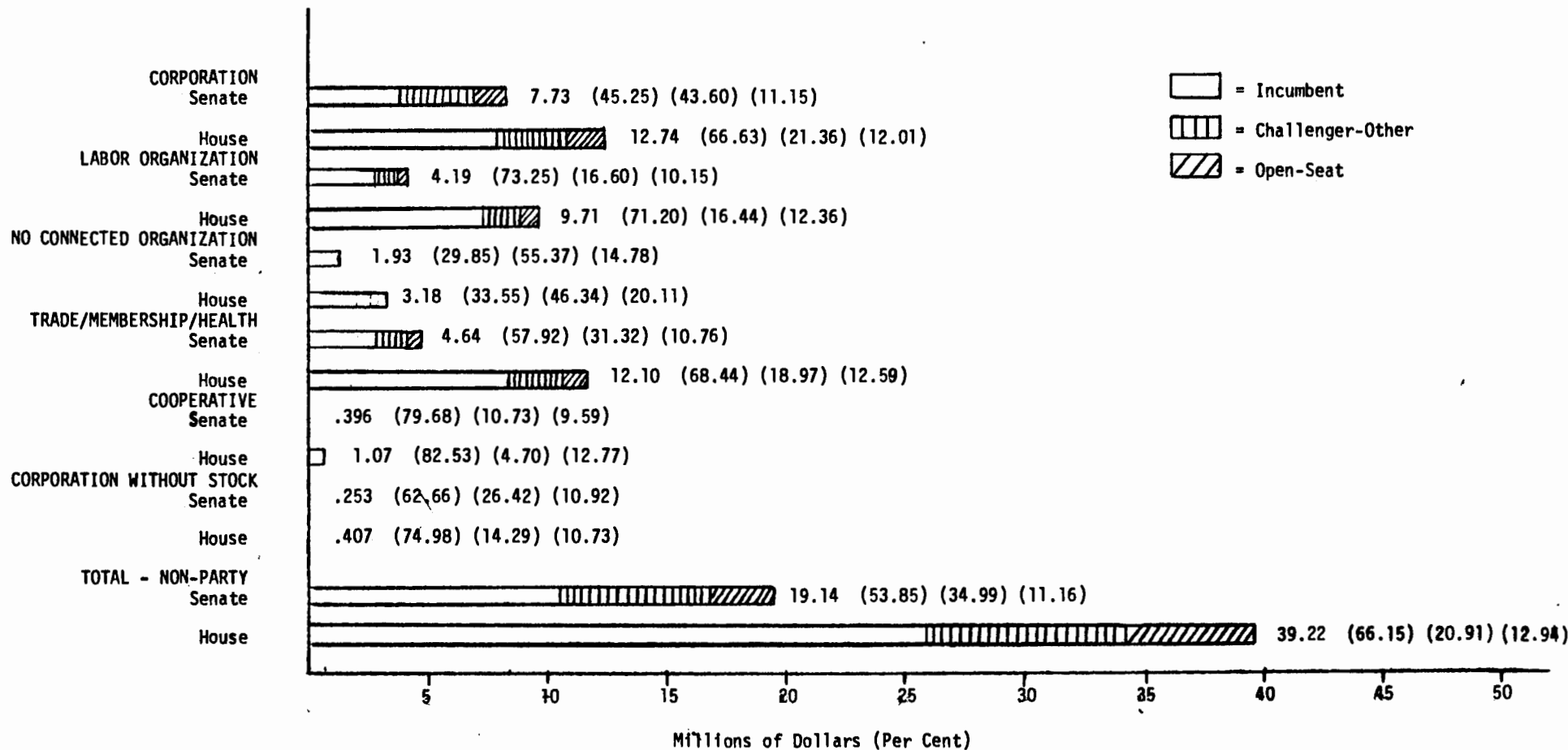
LATEST CASH ON HAND REPORTED BY CATEGORIES OF NON-PARTY POLITICAL COMMITTEES



LATEST REPORTED DEBTS OWED TO CATEGORIES OF NON-PARTY POLITICAL COMMITTEES



LATEST REPORTED DEBTS OWED BY CATEGORIES OF NON-PARTY POLITICAL COMMITTEES



1979-80 CONTRIBUTIONS TO CANDIDATES REPORTED BY CATEGORIES
OF NON-PARTY POLITICAL COMMITTEES BY INCUMBENT/CHALLENGER-OTHER/OPEN-SEAT CANDIDATE STATUS

TABLE A

SELECTED FINANCIAL ACTIVITY OF POLITICAL COMMITTEES
AND THEIR ASSISTANCE TO CANDIDATES BY OFFICE AND PARTY

• NON-PARTY

- 1) CORPORATIONS
 - 2) LABOR ORGANIZATIONS
 - 3) NO CONNECTED ORGANIZATIONS
 - 4) TRADE/MEMBERSHIP/HEALTH
 - 5) COOPERATIVES
 - 6) CORPORATIONS WITHOUT STOCK TOTAL
- GRAND TOTAL

R E C E I P T S

LINE NUMBER	TOTAL RECEIPTS	TRANS IN NON-PARTY AFFIL	TOTAL MINUS TI AFF	REFUNDS REBATES	NON-PARTY NON-AFFIL CONTRIB	TOTAL PARTY CONTRIB	IN-KIND CONTRIB REG COM	UNREG COMMITT	LOANS IN	REPAY MENTS	\$500 & UP CONTRIB
1)	33960162	80890	33879272	27787	11885	1550	218	82389	240409	650	4952298
2)	27194330	1517299	25677031	5427	610517	0	0	288272	3680	57000	63224
3)	40075003	7866	40067137	3395	459145	43278	39019	234544	231615	54205	9273174
4)	34612495	680676	33931819	7510	674556	24000	5000	570396	101900	10325	2820674
5)	2936644	144000	2792644	0	3500	0	0	2543	10000	0	10191
6)	1380625	0	1380625	0	9233	0	0	5816	500	0	408981
	140159259	2430731	137728528	44119	1768836	68828	44237	1183960	588104	122180	17528542

TABLE A

SELECTED FINANCIAL ACTIVITY OF POLITICAL COMMITTEES
AND THEIR ASSISTANCE TO CANDIDATES BY OFFICE AND PARTY

- 1) CORPORATIONS
 - 2) LABOR ORGANIZATIONS
 - 3) NO CONNECTED ORGANIZATIONS
 - 4) TRADE/MEMBERSHIP/HEALTH
 - 5) COOPERATIVES
 - 6) CORPORATIONS WITHOUT STOCK TOTAL
- GRAND TOTAL

DISBURSEMENTS

CASH - ON - HAND AND DEBTS

LINE NUMBER	TOTAL DISBURSE MENTS	TRANS OUT NON-PARTY AFFIL	TOTAL MINUS TO AFF	NON-PARTY NON-AFFIL CONTRIB	TOTAL PARTY CONTRIB	LOANS OUT	REPAY MENTS	CONTRIB REFUNDS	LATEST CASH-ON- HAND	1/1/79 CASH-ON- HAND	DEBTS OWED TO	DEBTS OWED BY
1)	31512147	94517	31417630	796863	1494459	2000	222602	125568	6460939	3994220	90346	274997
2)	26466330	1366482	25099848	770645	1345868	26500	224277	2327	5920202	4849763	46717	20502
3)	38635109	22204	38612905	126428	149559	69250	189577	67209	2619871	1113741	139463	1612068
4)	32794569	748817	32045752	360758	1193987	11817	169817	19233	5157404	3395724	418584	393319
5)	2827951	116000	2711951	52734	298038	0	7741	119	1495619	1382238	150	4258
6)	1265298	0	1265298	30120	82420	0	750	1483	326216	189167	11380	3073
	133501404	2348020	131153384	2137548	4564331	109567	814764	215939	21980251	14924853	706640	2308217

TABLE A

SELECTED FINANCIAL ACTIVITY OF POLITICAL COMMITTEES
AND THEIR ASSISTANCE TO CANDIDATES BY OFFICE AND PARTY

- 1) CORPORATIONS
 - 2) LABOR ORGANIZATIONS
 - 3) NO CONNECTED ORGANIZATIONS
 - 4) TRADE/MEMBERSHIP/HEALTH
 - 5) COOPERATIVES
 - 6) CORPORATIONS WITHOUT STOCK TOTAL
- GRAND TOTAL

TOTAL CONTRIBUTIONS TO AND EXPENDITURES ON BEHALF OF ALL CANDIDATES (CONTRIB. TO SEN/HSE BY INCUM/OTH STATUS, BY OFFICE AND PARTY)

LINE NUMBER	INC	SEN/HSE CHAL- OTH	OPEN	DEM	SENATE REP	OTHER	DEM	HOUSE REP	OTHER	TOT. CONTR TO P/S/H CANDID.	TOT. EXPEN ON P/S/H CANDID.
-----	-----	-----	-----	-----	-----	-----	-----	-----	-----	-----	-----
1)	11989398	6092801	2392953	2413716	5317450	800	4989726	7736510	16950	21560863	22461
2)	9987673	2293161	1625632	3751625	440434	100	9239290	461617	13400	14213099	79758
3)	1643327	2542494	924948	545847	1380709	750	970228	2171534	41701	5217705	11312232
4)	10968286	3748025	2022218	2146819	2488179	750	5238942	6847829	16010	16988685	802970
5)	1197776	92790	174398	276287	120150	0	668474	400053	0	1507164	1500
6)	463898	125078	71325	132643	120450	100	214434	192374	300	702180	4042
	36250358	14894349	7211474	9266937	9867372	2500	21321094	17809917	88361	60189696	12222963

TABLE B

SELECTED FINANCIAL ACTIVITY OF POLITICAL COMMITTEES

SUMMARY INFORMATION

NON-PARTY

COMMITTEE GROUPS	TOTAL RECPT MINUS TRANS IN AFF	TOTAL DISB MINUS TRANS OUT AFF	LATEST CASH-ON HAND	DEBTS OWED TO	DEBTS OWED BY	CONTRIB TO CANDIDATES	EXPEND ON BEHALF OF CANDIDATES	NUMBER OF COMMITTEES
CORPORATION	33879272	31417630	6460939	90346	274997	21560863	22461	1251
LABOR ORGANIZATIONS	25677031	25099848	5920202	46717	20502	14213099	79758	331
NO CONNECTED ORGANIZATION	40067137	38612905	2619871	139463	1612068	5217705	11312232	471
TRADE/MEMBERSHIP/HEALTH	33931819	32045752	5157404	418584	393319	16988685	802970	635
COOPERATIVE	2792644	2711951	1495619	150	4258	1507164	1500	36
CORPORATION WITHOUT STOCK	1380625	1265298	326216	11380	3073	702180	4042	61
TOTALS	137728528	131153384	21980251	706640	2308217	60189696	12222963	2785

TABLE C

CONTRIBUTIONS TO CANDIDATES FROM POLITICAL COMMITTEES
BY CANDIDATES' PARTY
NON-PARTY

COMMITTEE GROUPS	DEMOCRATIC			REPUBLICAN		
	#	\$	%	#	\$	%
CORPORATION	14321	7734554	35.87	24023	13793260	63.97
LABOR ORGANIZATION	9717	13294448	93.54	852	905151	6.37
NO CONNECTED ORGANIZATION	1306	1553740	29.78	2677	3618714	69.35
TRADE/MEMBERSHIP/HEALTH	10142	7498981	44.14	10407	9454628	55.65
COOPERATIVE	673	966461	64.12	411	540703	35.88
CORPORATION WITHOUT STOCK	453	364794	51.95	413	335786	47.82
TOTALS	36612	31412978	52.19	38783	28648242	47.60

COMMITTEE GROUPS	OTHER			TOTALS			COMMIT MAKING CONTRIB	
	#	\$	%	#	\$	%	#	%
CORPORATION	97	33049	.15	38441	21560863	100.00	1101	88.01
LABOR ORGANIZATION	13	13500	.09	10582	14213099	100.00	240	72.51
NO CONNECTED ORGANIZATION	30	45251	.87	4013	5217705	100.00	243	51.59
TRADE/MEMBERSHIP/HEALTH	31	35076	.21	20580	16988685	100.00	490	77.17
COOPERATIVE	0	0	.00	1084	1507164	100.00	31	86.11
CORPORATION WITHOUT STOCK	5	1600	.23	871	702180	100.00	50	81.97
TOTALS	176	128476	.21	75571	60189696	100.00	2155	77.38

TABLE D

CONTRIBUTIONS TO CANDIDATES FROM POLITICAL COMMITTEES BY OFFICE,
INCUMBENT/CHALLENGER-OTHER/OPEN-SEAT CANDIDATE STATUS, AND PARTY

NON-PARTY												
PRESIDENT												
INCUMBENT												
COMMITTEE GROUPS	DEMOCRATIC			REPUBLICAN			OTHER			SUBTOTAL		
	#	\$	%	#	\$	%	#	\$	%	#	\$	%
CORPORATION	187	288054	26.53	0	0	0.00	0	0	0.00	187	288054	26.53
LABOR ORGANIZATION	48	149038	48.60	0	0	0.00	0	0	0.00	48	149038	48.60
NO CONNECTED ORG.	19	16208	15.16	0	0	0.00	0	0	0.00	19	16208	15.16
TRADE/MEMBER/HEALTH	51	91936	36.75	0	0	0.00	0	0	0.00	51	91936	36.75
COOPERATIVE	10	21700	51.42	0	0	0.00	0	0	0.00	10	21700	51.42
CORPORATION W/O STOCK	8	13217	31.56	0	0	0.00	0	0	0.00	8	13217	31.56
TOTALS	323	580153	31.64	0	0	0.00	0	0	0.00	323	580153	31.64

CHALLENGER-OTHER												
COMMITTEE GROUPS	DEMOCRATIC			REPUBLICAN			OTHER			SUBTOTAL		
	#	\$	%	#	\$	%	#	\$	%	#	\$	%
CORPORATION	40	43058	3.97	606	739300	68.09	47	15299	1.41	693	797657	73.47
LABOR ORGANIZATION	69	154495	50.38	10	3100	1.01	0	0	0.00	79	157595	51.40
NO CONNECTED ORG.	18	21457	20.07	40	66471	62.16	5	2800	2.62	63	90728	84.84
TRADE/MEMBER/HEALTH	26	21284	8.51	111	118620	47.42	10	18316	7.32	147	158220	63.25
COOPERATIVE	0	0	0.00	5	20500	48.58	0	0	0.00	5	20500	48.58
CORPORATION W/O STOCK	4	4500	10.75	13	22962	54.83	3	1200	2.87	20	28662	68.44
TOTALS	157	244794	13.35	785	970953	52.96	65	37615	2.05	1007	1253362	68.36

TABLE D
-----CONTRIBUTIONS TO CANDIDATES FROM POLITICAL COMMITTEES BY OFFICE,
INCUMBENT/CHALLENGER-OTHER/OPEN-SEAT CANDIDATE STATUS, AND PARTY

NON-PARTY

PRESIDENT

OPEN-SEAT

COMMITTEE GROUPS	DEMOCRATIC			REPUBLICAN			OTHER			SUBTOTAL		
	#	\$	%	#	\$	%	#	\$	%	#	\$	%
CORPORATION	0	0	0.00	0	0	0.00	0	0	0.00	0	0	0.00
LABOR ORGANIZATION	0	0	0.00	0	0	0.00	0	0	0.00	0	0	0.00
NO CONNECTED ORG.	0	0	0.00	0	0	0.00	0	0	0.00	0	0	0.00
TRADE/MEMBER/HEALTH	0	0	0.00	0	0	0.00	0	0	0.00	0	0	0.00
COOPERATIVE	0	0	0.00	0	0	0.00	0	0	0.00	0	0	0.00
CORPORATION W/O STOCK	0	0	0.00	0	0	0.00	0	0	0.00	0	0	0.00
TOTALS	0	0	0.00	0	0	0.00	0	0	0.00	0	0	0.00

COMMITTEE GROUPS	GRAND TOTAL		
	#	\$	%
CORPORATION	880	1085711	100.00
LABOR ORGANIZATION	127	306633	100.00
NO CONNECTED ORG.	82	106936	100.00
TRADE/MEMBER/HEALTH	198	250156	100.00
COOPERATIVE	15	42200	100.00
CORPORATION W/O STOCK	28	41879	100.00
TOTALS	1330	1833515	100.00

TABLE U

CONTRIBUTIONS TO CANDIDATES FROM POLITICAL COMMITTEES BY OFFICE,
INCUMBENT/CHALLENGER-OTHER/OPEN-SEAT CANDIDATE STATUS, AND PARTY

NON-PARTY												
SENATE												
INCUMBENT												
COMMITTEE GROUPS	#	DEMOCRATIC \$	%	#	REPUBLICAN \$	%	#	OTHER \$	%	#	SUBTOTAL \$	%
CORPORATION	2442	2127370	27.51	2054	1371557	17.74	0	0	0.00	4496	3498927	45.25
LABOR ORGANIZATION	1010	2707213	64.58	162	363669	8.67	0	0	0.00	1172	3070882	73.25
NO CONNECTED ORG.	228	444601	23.07	113	130743	6.78	0	0	0.00	341	575344	29.85
TRADE/MEMBER/HEALTH	1498	1802588	38.88	995	882568	19.04	0	0	0.00	2493	2685156	57.92
COOPERATIVE	111	249687	62.98	45	66200	16.70	0	0	0.00	156	315887	79.68
CORPORATION W/O STOCK	66	113453	44.81	44	45200	17.85	0	0	0.00	110	158653	62.66
TOTALS	5355	7444912	38.90	3413	2859937	14.94	0	0	0.00	8768	10304849	53.85

CHALLENGER-OTHER												
COMMITTEE GROUPS	#	DEMOCRATIC \$	%	#	REPUBLICAN \$	%	#	OTHER \$	%	#	SUBTOTAL \$	%
CORPORATION	217	127472	1.65	3335	3243038	41.94	3	550	0.01	3555	3371060	43.60
LABOR ORGANIZATION	300	649301	15.49	36	46600	1.11	0	0	0.00	336	695901	16.60
NO CONNECTED ORG.	54	65236	3.38	460	1001187	51.95	1	750	0.04	515	1067173	55.37
TRADE/MEMBER/HEALTH	134	149777	3.23	913	1301422	28.07	1	750	0.02	1048	1451949	31.32
COOPERATIVE	7	7100	1.79	19	35450	8.94	0	0	0.00	26	42550	10.73
CORPORATION W/O STOCK	11	6940	2.74	53	59850	23.64	1	100	0.04	65	66890	26.42
TOTALS	723	1005826	5.26	4816	5687547	29.72	6	2150	0.01	5545	6695523	34.99

TABLE D

CONTRIBUTIONS TO CANDIDATES FROM POLITICAL COMMITTEES BY OFFICE,
INCUMBENT/CHALLENGER-OTHER/OPEN-SEAT CANDIDATE STATUS, AND PARTY

NON-PARTY

SENATE

OPEN-SEAT

COMMITTEE GROUPS	DEMOCRATIC			REPUBLICAN			OTHER			SUBTOTAL		
	#	\$	%	#	\$	%	#	\$	%	#	\$	%
CORPORATION	243	158874	2.05	803	702855	9.09	1	250	0.00	1047	861979	11.15
LABOR ORGANIZATION	158	395111	9.43	20	30165	0.72	1	100	0.00	179	425376	10.15
NO CONNECTED ORG.	26	36010	1.87	112	248779	12.91	0	0	0.00	138	284789	14.78
TRADE/MEMBER/HEALTH	168	194454	4.19	244	304189	6.56	0	0	0.00	412	498643	10.76
COOPERATIVE	8	19500	4.92	11	18500	4.67	0	0	0.00	19	38000	9.59
CORPORATION W/O STOCK	6	12250	4.84	12	15400	6.08	0	0	0.00	18	27650	10.92
TOTALS	609	816199	4.27	1202	1319888	6.90	2	350	0.00	1813	2136437	11.16

COMMITTEE GROUPS	GRAND TOTAL		
	#	\$	%
CORPORATION	9098	7731966	100.00
LABOR ORGANIZATION	1687	4192159	100.00
NO CONNECTED ORG.	994	1927306	100.00
TRADE/MEMBER/HEALTH	3953	4635748	100.00
COOPERATIVE	201	396437	100.00
CORPORATION W/O STOCK	193	253193	100.00
TOTALS	16126	19136809	100.00

TABLE D
-----CONTRIBUTIONS TO CANDIDATES FROM POLITICAL COMMITTEES BY OFFICE,
INCUMBENT/CHALLENGER-OTHER/OPEN-SEAT CANDIDATE STATUS, AND PARTY

NON-PARTY												
HOUSE												
INCUMBENT												
COMMITTEE GROUPS	#	DEMOCRATIC \$	%	#	REPUBLICAN \$	%	#	OTHER \$	%	#	SUBTOTAL \$	%
CORPORATION	10018	4472443	35.10	10032	4018028	31.53	0	0	0.00	20050	8490471	66.63
LABOR ORGANIZATION	6032	6502024	66.93	552	414767	4.27	0	0	0.00	6584	6916791	71.20
NO CONNECTED ORG.	678	615636	19.34	581	452347	14.21	0	0	0.00	1259	1067983	33.55
TRADE/MEMBER/HEALTH	7426	4529493	37.43	5445	3753637	31.01	0	0	0.00	12871	8283130	68.44
COOPERATIVE	486	605374	56.66	249	276515	25.88	0	0	0.00	735	881889	82.53
CORPORATION W/O STOCK	309	188286	46.25	199	116959	28.73	0	0	0.00	508	305245	74.98
TOTALS	24949	16913256	43.12	17058	9032253	23.03	0	0	0.00	42007	25945509	66.15

CHALLENGER-OTHER												
COMMITTEE GROUPS	#	DEMOCRATIC \$	%	#	REPUBLICAN \$	%	#	OTHER \$	%	#	SUBTOTAL \$	%
CORPORATION	594	249938	1.96	4640	2455703	19.27	43	16100	0.13	5277	2721741	21.36
LABOR ORGANIZATION	1293	1549680	15.95	47	34180	0.35	12	13400	0.14	1352	1597260	16.44
NO CONNECTED ORG.	176	191328	6.01	996	1242292	39.02	24	41701	1.31	1196	1475321	46.34
TRADE/MEMBER/HEALTH	412	313618	2.59	1695	1966448	16.25	20	16010	0.13	2127	2296076	18.97
COOPERATIVE	19	18450	1.73	29	31790	2.98	0	0	0.00	48	50240	4.70
CORPORATION W/O STOCK	27	13898	3.41	52	43990	10.81	1	300	0.07	80	58188	14.29
TOTALS	2521	2336912	5.96	7459	5774403	14.72	100	87511	0.22	10080	8198826	20.91

TABLE D

CONTRIBUTIONS TO CANDIDATES FROM POLITICAL COMMITTEES BY OFFICE,
INCUMBENT/CHALLENGER-OTHER/OPEN-SEAT CANDIDATE STATUS, AND PARTY

NON-PARTY												
HOUSE												
OPEN-SEAT												
COMMITTEE GROUPS	DEMOCRATIC			REPUBLICAN			OTHER			SUBTOTAL		
	#	\$	%	#	\$	%	#	\$	%	#	\$	%
CORPORATION	580	267345	2.10	2553	1262779	9.91	3	850	0.01	3136	1530974	12.01
LABOR ORGANIZATION	807	1187586	12.23	25	12670	0.13	0	0	0.00	832	1200256	12.36
NO CONNECTED ORG.	107	163264	5.13	375	476895	14.98	0	0	0.00	482	640159	20.11
TRADE/MEMBER/HEALTH	427	395831	3.27	1004	1127744	9.32	0	0	0.00	1431	1523575	12.59
COOPERATIVE	32	44650	4.18	53	91748	8.59	0	0	0.00	85	136398	12.77
CORPORATION W/O STOCK	22	12250	3.01	40	31425	7.72	0	0	0.00	62	43675	10.73
TOTALS	1975	2070926	5.28	4050	3003261	7.66	3	850	0.00	6028	5075037	12.94

COMMITTEE GROUPS	GRAND TOTAL		
	#	\$	%
CORPORATION	28463	12743186	100.00
LABOR ORGANIZATION	8768	9714307	100.00
NO CONNECTED ORG.	2937	3183463	100.00
TRADE/MEMBER/HEALTH	16429	12102781	100.00
COOPERATIVE	868	1068527	100.00
CORPORATION W/O STOCK	650	407108	100.00
TOTALS	58115	39219372	100.00

TABLE D
-----CONTRIBUTIONS TO CANDIDATES FROM POLITICAL COMMITTEES BY OFFICE,
INCUMBENT/CHALLENGER-OTHER/OPEN-SEAT CANDIDATE STATUS, AND PARTY

NON-PARTY

ALL FEDERAL CANDIDATES

INCUMBENT

COMMITTEE GROUPS	DEMOCRATIC			REPUBLICAN			OTHER			SUBTOTAL		
	#	\$	%	#	\$	%	#	\$	%	#	\$	%
CORPORATION	12647	6887867	31.95	12086	5389585	25.00	0	0	0.00	24733	12277452	56.94
LABOR ORGANIZATION	7090	9358275	65.84	714	778436	5.48	0	0	0.00	7804	10136711	71.32
NO CONNECTED ORG.	925	1076445	20.63	694	583090	11.18	0	0	0.00	1619	1659535	31.81
TRADE/MEMBER/HEALTH	8975	6424017	37.81	6440	4636205	27.29	0	0	0.00	15415	11060222	65.10
COOPERATIVE	607	876761	58.17	294	342715	22.74	0	0	0.00	901	1219476	80.91
CORPORATION W/O STOCK	383	314956	44.85	243	162159	23.09	0	0	0.00	626	477115	67.95
TOTALS	30627	24938321	41.43	20471	11892190	19.76	0	0	0.00	51098	36830511	61.19

CHALLENGER-OTHER

COMMITTEE GROUPS	DEMOCRATIC			REPUBLICAN			OTHER			SUBTOTAL		
	#	\$	%	#	\$	%	#	\$	%	#	\$	%
CORPORATION	851	420468	1.95	8581	6438041	29.86	93	31949	0.15	9525	6890458	31.96
LABOR ORGANIZATION	1662	2353476	16.56	93	83880	0.59	12	13400	0.09	1767	2450756	17.24
NO CONNECTED ORG.	248	278021	5.33	1496	2309950	44.27	30	45251	0.87	1774	2633222	50.47
TRADE/MEMBER/HEALTH	572	484679	2.85	2719	3386490	19.93	31	35076	0.21	3322	3906245	22.99
COOPERATIVE	26	25550	1.70	53	87740	5.82	0	0	0.00	79	113290	7.52
CORPORATION W/O STOCK	42	25338	3.61	118	126802	18.06	5	1600	0.23	165	153740	21.89
TOTALS	3401	3587532	5.96	13060	12432903	20.66	171	127276	0.21	16632	16147711	26.83

TABLE D
-----CONTRIBUTIONS TO CANDIDATES FROM POLITICAL COMMITTEES BY OFFICE,
INCUMBENT/CHALLENGER-OTHER/OPEN-SEAT CANDIDATE STATUS, AND PARTY

NON-PARTY

ALL FEDERAL CANDIDATES

COMMITTEE GROUPS	DEMOCRATIC			REPUBLICAN			OTHER			SUBTOTAL		
	#	\$	%	#	\$	%	#	\$	%	#	\$	%
CORPORATION	823	426219	1.98	3356	1965634	9.12	4	1100	0.01	4183	2392953	11.10
LABOR ORGANIZATION	965	1582697	11.14	45	42835	0.30	1	100	0.00	1011	1625632	11.44
NO CONNECTED ORG.	133	199274	3.82	487	725674	13.91	0	0	0.00	620	924948	17.73
TRADE/MEMBER/HEALTH	595	590285	3.47	1248	1431933	8.43	0	0	0.00	1843	2022218	11.90
COOPERATIVE	40	64150	4.26	64	110248	7.31	0	0	0.00	104	174398	11.57
CORPORATION W/O STOCK	28	24500	3.49	52	46825	6.67	0	0	0.00	80	71325	10.16
TOTALS	2584	2887125	4.80	5252	4323149	7.18	5	1200	0.00	7841	7211474	11.98

COMMITTEE GROUPS	GRAND TOTAL		
	#	\$	%
CORPORATION	38441	21560863	100.00
LABOR ORGANIZATION	10582	14213099	100.00
NO CONNECTED ORG.	4013	5217705	100.00
TRADE/MEMBER/HEALTH	20580	16988685	100.00
COOPERATIVE	1084	1507164	100.00
CORPORATION W/O STOCK	871	702180	100.00
TOTALS	75571	60189696	100.00

TABLE E
-----CONTRIBUTIONS TO CANDIDATES FROM POLITICAL COMMITTEES
BY CONTRIBUTION AMOUNT
NON-PARTY

COMMITTEE GROUPS	#	\$1 - 99		#	\$100 - 249		#	\$250 - 499		#	\$500 - 999	
		\$	%		\$	%		\$	%		\$	%
CORPORATION	555	24147	.11	9824	1523553	7.07	10117	2941723	13.64	10961	6002166	27.84
LABOR ORGANIZATION	76	3063	.02	1637	257226	1.81	1700	520054	3.66	2781	1576328	11.09
NO CONNECTED ORGANIZATION	203	7418	.14	524	70464	1.35	391	112485	2.16	839	467272	8.96
TRADE/MEMBERSHIP/HEALTH	265	10616	.06	6068	897613	5.28	4478	1310203	7.71	4352	2404084	14.15
COOPERATIVE	2	100	.01	168	24125	1.60	117	34825	2.31	227	124427	8.26
CORPORATION WITHOUT STOCK	4	195	.03	222	31872	4.54	168	50750	7.23	245	133766	19.05
TOTALS	1105	45539	.08	18443	2804853	4.66	16971	4970040	8.26	19405	10708043	17.79

COMMITTEE GROUPS	\$1,000 - 2,499			\$2,500 - 4,999			\$5,000 AND UP			TOTALS			COMMITTEES
	#	\$	%	#	\$	%	#	\$	%	#	\$	%	
CORPORATION	6034	7352317	34.10	653	2030782	9.42	297	1686175	7.82	38441	21560863	100.00	1101
LABOR ORGANIZATION	2745	3627348	25.52	861	2771287	19.50	782	5457793	38.40	10582	14213099	100.00	240
NO CONNECTED ORGANIZATION	1488	1943295	37.24	326	1100397	21.09	242	1516374	29.06	4013	5217705	100.00	243
TRADE/MEMBERSHIP/HEALTH	3743	4843834	28.51	948	3009930	17.72	726	4512405	26.56	20580	16988685	100.00	490
COOPERATIVE	372	489300	32.46	125	401310	26.63	73	433077	28.73	1084	1507164	100.00	31
CORPORATION WITHOUT STOCK	174	214678	30.57	29	88235	12.57	29	182684	26.02	871	702180	100.00	50
TOTALS	14556	18470772	30.69	2942	9401941	15.62	2149	13788508	22.91	75571	60189696	100.00	2155

TABLE F
-----TOTAL RECEIPTS OF POLITICAL COMMITTEES
BY RECEIPT AMOUNT

COMMITTEE GROUPS	NON-PARTY											
	\$0			\$1 - 9,999			\$10,000 - 29,999			\$30,000 - 99,999		
	#	\$	%	#	\$	%	#	\$	%	#	\$	%
CORPORATION	78	0	.00	455	2059619	6.06	383	6943582	20.45	271	14008288	41.25
LABOR ORGANIZATION	38	0	.00	112	367627	1.35	75	1322139	4.86	53	2888839	10.62
NO CONNECTED ORGANIZATION	114	0	.00	183	618534	1.54	84	1536953	3.84	49	2613221	6.52
TRADE/MEMBERSHIP/HEALTH	75	0	.00	242	1001531	2.89	150	2614226	7.55	105	5859982	16.93
COOPERATIVE	4	0	.00	14	87720	2.99	10	182919	6.23	5	193633	6.59
CORPORATION WITHOUT STOCK	5	0	.00	28	112908	8.18	18	305579	22.13	8	450369	32.62
TOTALS	314	0	.00	1034	4247939	3.03	720	12905398	9.21	491	26014332	18.56

COMMITTEE GROUPS	\$100,000 - 499,999			\$500,000 - 999,999			\$1,000,000 AND UP			TOTALS		
	#	\$	%	#	\$	%	#	\$	%	#	\$	%
CORPORATION	63	10280652	30.27	1	668021	1.97	0	0	.00	1251	33960162	100.00
LABOR ORGANIZATION	38	8667240	31.87	9	6542336	24.06	6	7406149	27.23	331	27194330	100.00
NO CONNECTED ORGANIZATION	30	6321855	15.78	3	1729444	4.32	8	27254996	68.01	471	40075003	100.00
TRADE/MEMBERSHIP/HEALTH	49	10305177	29.77	8	5565449	16.08	6	9266130	26.77	635	34612495	100.00
COOPERATIVE	0	0	.00	2	1148805	39.12	1	1323567	45.07	36	2936644	100.00
CORPORATION WITHOUT STOCK	2	511769	37.07	0	0	.00	0	0	.00	61	1380625	100.00
TOTALS	182	36086693	25.75	23	15654055	11.17	21	45250842	32.29	2785	140159259	100.00

TABLE G
-----CONTRIBUTIONS TO CANDIDATES FROM SEVEN TOTAL RECEIPT CLASSES OF
POLITICAL COMMITTEES BY CONTRIBUTION AMOUNT
NON-PARTY

TOTAL RECEIPT CLASSES		\$1 - 99			\$100 - 249			\$250 - 499			\$500 - 999		
		#	\$	%	#	\$	%	#	\$	%	#	\$	%
UNDER	\$1	0	0	.00	18	2225	9.46	12	3792	16.12	9	4670	19.86
\$	1 TO \$ 9,999	328	13040	.61	2754	399457	18.81	1556	445710	20.98	1158	636943	29.99
\$	10,000 TO \$29,999	292	13354	.22	5001	739395	11.96	4020	1147824	18.57	3339	1822902	29.49
\$	30,000 TO \$99,999	277	11541	.08	6603	1017573	6.68	7310	2144552	14.07	7594	4183565	27.45
\$100,000	TO \$499,999	156	5631	.03	3325	530925	3.05	3389	1018348	5.85	5404	2993349	17.20
\$500,000	TO \$999,999	21	966	.01	418	67388	.86	389	118871	1.52	1184	662770	8.46
\$1 MILL.	& UP	31	1007	.01	324	47890	.42	295	90943	.80	717	403844	3.55
TOTALS		1105	45539	.08	18443	2804853	4.66	16971	4970040	8.26	19405	10708043	17.79

TOTAL RECEIPT CLASSES		\$1,000 - 2,499			\$2,500 - 4,999			\$5,000 AND UP			TOTALS			COMMITTEES
		#	\$	%	#	\$	%	#	\$	%	#	\$	%	
UNDER	\$1	2	3000	12.76	1	4832	20.55	1	5000	21.26	43	23519	100.00	20
\$	1 TO \$ 9,999	464	540492	25.44	16	49954	2.35	7	38609	1.82	6283	2124205	100.00	769
\$	10,000 TO \$29,999	1534	1817477	29.40	135	412405	6.67	40	228380	3.69	14361	6181737	100.00	667
\$	30,000 TO \$99,999	4417	5427870	35.62	440	1381494	9.07	189	1071668	7.03	26830	15238263	100.00	478
\$100,000	TO \$499,999	4594	5860240	33.67	967	3049166	17.52	650	3948396	22.68	18485	17406055	100.00	177
\$500,000	TO \$999,999	2069	2776756	35.44	524	1664806	21.25	396	2542552	32.45	5001	7834109	100.00	23
\$1 MILL.	& UP	1476	2044937	17.97	859	2839284	24.95	866	5953903	52.31	4568	11381808	100.00	21
TOTALS		14556	18470772	30.69	2942	9401941	15.62	2149	13788508	22.91	75571	60189696	100.00	2155

TABLE H

LATEST CASH-ON-HAND OF POLITICAL COMMITTEES

BY CASH-ON-HAND AMOUNT

NON-PARTY

COMMITTEE GROUPS	UNDER \$1			\$1 - 999			\$1,000 - 4,999			\$5,000 - 9,999		
	#	\$	%	#	\$	%	#	\$	%	#	\$	%
CORPORATION	111	0	.00	288	124160	1.92	497	1254410	19.42	179	1262865	19.55
LABOR ORGANIZATIONS	60	0	.00	67	30174	.51	83	196101	3.31	42	311104	5.25
NO CONNECTED ORGANIZATION	154	0	.00	166	50045	1.91	88	208147	7.94	26	185538	7.08
TRADE/MEMBERSHIP/HEALTH	89	0	.00	173	62899	1.22	202	493513	9.57	70	517115	10.03
COOPERATIVE	4	0	.00	7	4381	.29	14	34180	2.29	4	21857	1.46
CORPORATION WITHOUT STOCK	7	0	.00	17	7148	2.19	24	58739	18.01	7	49929	15.31
TOTALS	425	0	.00	718	278807	1.27	908	2245090	10.21	328	2348408	10.68

COMMITTEE GROUPS	\$10,000 - 24,999			\$25,000 - 99,999			\$100,000 AND UP			TOTALS		
	#	\$	%	#	\$	%	#	\$	%	#	\$	%
CORPORATION	138	2020702	31.28	36	1442139	22.32	2	356663	5.52	1251	6460939	100.00
LABOR ORGANIZATIONS	31	474509	8.02	36	1840565	31.09	12	3067749	51.82	331	5920202	100.00
NO CONNECTED ORGANIZATION	22	330232	12.60	10	499131	19.05	5	1346778	51.41	471	2619871	100.00
TRADE/MEMBERSHIP/HEALTH	57	874374	16.95	36	1682790	32.63	8	1526713	29.60	635	5157404	100.00
COOPERATIVE	4	48065	3.21	1	45641	3.05	2	1341495	89.69	36	1495619	100.00
CORPORATION WITHOUT STOCK	5	81955	25.12	0	0	.00	1	128445	39.37	61	326216	100.00
TOTALS	257	3829837	17.42	119	5510266	25.07	30	7767843	35.34	2785	21980251	100.00

TABLE I
-----CONTRIBUTIONS TO CANDIDATES FROM SEVEN LATEST CASH-ON-HAND CLASSES OF
POLITICAL COMMITTEES BY CONTRIBUTION AMOUNT

NON-PARTY

LTST CASH-ON-HAND CLS	\$1 - 99			\$100 - 249			\$250 - 499			\$500 - 999		
	#	\$	%	#	\$	%	#	\$	%	#	\$	%
UNDER \$1	39	1534	.48	125	17778	5.61	65	18522	5.84	110	61235	19.31
\$ 1 TO \$ 999	288	11671	.32	2950	430649	11.68	2076	599925	16.27	1751	975704	26.46
\$ 1,000 TO \$ 4,999	363	15594	.14	5963	899001	7.78	5396	1561195	13.52	5301	2900651	25.12
\$ 5,000 TO \$ 9,999	157	6716	.08	3557	547292	6.83	3348	980021	12.24	3743	2066034	25.80
\$ 10,000 TO \$24,999	133	5319	.05	3309	506050	4.48	3438	1007185	8.91	3996	2195258	19.42
\$ 25,000 TO \$99,999	98	3878	.03	2141	341774	2.44	2341	708728	5.05	3382	1908077	13.61
\$100,000 & UP	27	827	.01	398	62309	.55	307	94464	.84	1122	601084	5.32
TOTALS	1105	45539	.08	18443	2804853	4.66	16971	4970040	8.26	19405	10708043	17.79

LTST CASH-ON-HAND CLS		\$1,000 - 2,499			\$2,500 - 4,999			\$5,000 AND UP			TOTALS			COMMITTEES
		#	\$	%	#	\$	%	#	\$	%	#	\$	%	
UNDER	\$1	80	102620	32.36	15	54326	17.13	9	61076	19.26	443	317091	100.00	84
\$	1 TO \$ 999	903	1105228	29.97	112	352105	9.55	38	212508	5.76	8118	3687790	100.00	543
\$	1,000 TO \$ 4,999	3214	3931284	34.04	329	1024218	8.87	210	1217295	10.54	20776	11549238	100.00	825
\$	5,000 TO \$ 9,999	2171	2711163	33.86	293	960467	11.99	126	735862	9.19	13395	8007555	100.00	308
\$	10,000 TO \$24,999	2963	3673769	32.49	550	1774560	15.70	347	2143978	18.96	14736	11306119	100.00	247
\$	25,000 TO \$99,999	3301	4382805	31.25	829	2640868	18.83	636	4038063	28.79	12728	14024193	100.00	118
\$100,000	& UP	1924	2563903	22.69	814	2595397	22.97	783	5379726	47.62	5375	11297710	100.00	30
TOTALS		14556	18470772	30.69	2942	9401941	15.62	2149	13788508	22.91	75571	60189696	100.00	2155

TABLE J

EXPENDITURES ON BEHALF OF CANDIDATES FROM POLITICAL COMMITTEES
BY CANDIDATES' PARTY
NON-PARTY

COMMITTEE GROUPS	DEMOCRATIC			REPUBLICAN		
	#	\$	%	#	\$	%
CORPORATION	18	10935	48.68	18	11526	51.32
LABOR ORGANIZATION	31	63439	79.54	4	16319	20.46
NO CONNECTED ORGANIZATION	61	80752	.71	192	11231001	99.28
TRADE/MEMBERSHIP/HEALTH	41	188363	23.46	246	614607	76.54
COOPERATIVE	2	1500	100.00	0	0	.00
CORPORATION WITHOUT STOCK	8	2579	63.81	3	1463	36.19
TOTALS	161	347568	2.84	463	11874916	97.15

COMMITTEE GROUPS	OTHER			TOTALS			COMMIT MAKING EXPEND	
	#	\$	%	#	\$	%	#	%
CORPORATION	0	0	.00	36	22461	100.00	14	1.12
LABOR ORGANIZATION	0	0	.00	35	79758	100.00	23	6.95
NO CONNECTED ORGANIZATION	1	479	.00	254	11312232	100.00	47	10.13
TRADE/MEMBERSHIP/HEALTH	0	0	.00	287	802970	100.00	25	3.94
COOPERATIVE	0	0	.00	2	1500	100.00	2	5.56
CORPORATION WITHOUT STOCK	0	0	.00	11	4042	100.00	1	1.64
TOTALS	1	479	.00	625	12222963	100.00	112	4.03

TABLE K
-----EXPENDITURES ON BEHALF OF CANDIDATES FROM POLITICAL COMMITTEES BY OFFICE,
INCUMBENT/CHALLENGER-OTHER/OPEN-SEAT CANDIDATE STATUS, AND PARTY

NON-PARTY

PRESIDENT

INCUMBENT

COMMITTEE GROUPS	DEMOCRATIC			REPUBLICAN			OTHER			SUBTOTAL		
	#	\$	%	#	\$	%	#	\$	%	#	\$	%
CORPORATION	2	1000	22.08	0	0	0.00	0	0	0.00	2	1000	22.08
LABOR ORGANIZATION	10	23257	36.83	0	0	0.00	0	0	0.00	10	23257	36.83
NO CONNECTED ORG.	2	2450	0.02	0	0	0.00	0	0	0.00	2	2450	0.02
TRADE/MEMBER/HEALTH	0	0	0.00	0	0	0.00	0	0	0.00	0	0	0.00
COOPERATIVE	0	0	0.00	0	0	0.00	0	0	0.00	0	0	0.00
CORPORATION W/O STOCK	0	0	0.00	0	0	0.00	0	0	0.00	0	0	0.00
TOTALS	14	26707	0.24	0	0	0.00	0	0	0.00	14	26707	0.24

CHALLENGER-OTHER

COMMITTEE GROUPS	DEMOCRATIC			REPUBLICAN			OTHER			SUBTOTAL		
	#	\$	%	#	\$	%	#	\$	%	#	\$	%
CORPORATION	0	0	0.00	3	3529	77.92	0	0	0.00	3	3529	77.92
LABOR ORGANIZATION	4	28850	45.68	3	11046	17.49	0	0	0.00	7	39896	63.17
NO CONNECTED ORG.	2	1789	0.02	30	11061261	99.96	0	0	0.00	32	11063050	99.98
TRADE/MEMBER/HEALTH	0	0	0.00	4	178363	100.00	0	0	0.00	4	178363	100.00
COOPERATIVE	0	0	0.00	0	0	0.00	0	0	0.00	0	0	0.00
CORPORATION W/O STOCK	0	0	0.00	1	838	100.00	0	0	0.00	1	838	100.00
TOTALS	6	30639	0.27	41	11255037	99.49	0	0	0.00	47	11285676	99.76

TABLE K
-----EXPENDITURES ON BEHALF OF CANDIDATES FROM POLITICAL COMMITTEES BY OFFICE,
INCUMBENT/CHALLENGER-OTHER/OPEN-SEAT CANDIDATE STATUS, AND PARTY

NON-PARTY

PRESIDENT

OPEN-SEAT

COMMITTEE GROUPS	DEMOCRATIC			REPUBLICAN			OTHER			SUBTOTAL		
	#	\$	%	#	\$	%	#	\$	%	#	\$	%
CORPORATION	0	0	0.00	0	0	0.00	0	0	0.00	0	0	0.00
LABOR ORGANIZATION	0	0	0.00	0	0	0.00	0	0	0.00	0	0	0.00
NO CONNECTED ORG.	0	0	0.00	0	0	0.00	0	0	0.00	0	0	0.00
TRADE/MEMBER/HEALTH	0	0	0.00	0	0	0.00	0	0	0.00	0	0	0.00
COOPERATIVE	0	0	0.00	0	0	0.00	0	0	0.00	0	0	0.00
CORPORATION W/O STOCK	0	0	0.00	0	0	0.00	0	0	0.00	0	0	0.00
TOTALS	0	0	0.00	0	0	0.00	0	0	0.00	0	0	0.00

COMMITTEE GROUPS	GRAND TOTAL		
	#	\$	%
CORPORATION	5	4529	100.00
LABOR ORGANIZATION	17	63153	100.00
NO CONNECTED ORG.	34	11065500	100.00
TRADE/MEMBER/HEALTH	4	178363	100.00
COOPERATIVE	0	0	0.00
CORPORATION W/O STOCK	1	838	100.00
TOTALS	61	11312383	100.00

TABLE K
-----EXPENDITURES ON BEHALF OF CANDIDATES FROM POLITICAL COMMITTEES BY OFFICE,
INCUMBENT/CHALLENGER-OTHER/OPEN-SEAT CANDIDATE STATUS, AND PARTY

NON-PARTY

SENATE

INCUMBENT

COMMITTEE GROUPS	DEMOCRATIC			REPUBLICAN			OTHER			SUBTOTAL		
	#	\$	%	#	\$	%	#	\$	%	#	\$	%
CORPORATION	3	2612	72.31	1	500	13.84	0	0	0.00	4	3112	86.16
LABOR ORGANIZATION	2	1854	18.56	1	5273	52.80	0	0	0.00	3	7127	71.36
NO CONNECTED ORG.	9	8029	5.22	10	10819	7.03	0	0	0.00	19	18848	12.25
TRADE/MEMBER/HEALTH	3	80240	46.05	12	13690	7.86	0	0	0.00	15	93930	53.91
COOPERATIVE	0	0	0.00	0	0	0.00	0	0	0.00	0	0	0.00
CORPORATION W/O STOCK	0	0	0.00	0	0	0.00	0	0	0.00	0	0	0.00
TOTALS	17	92735	27.14	24	30282	8.86	0	0	0.00	41	123017	36.00

CHALLENGER-OTHER

COMMITTEE GROUPS	DEMOCRATIC			REPUBLICAN			OTHER			SUBTOTAL		
	#	\$	%	#	\$	%	#	\$	%	#	\$	%
CORPORATION	0	0	0.00	2	500	13.84	0	0	0.00	2	500	13.84
LABOR ORGANIZATION	4	2860	28.64	0	0	0.00	0	0	0.00	4	2860	28.64
NO CONNECTED ORG.	3	17358	11.28	32	101989	66.26	0	0	0.00	35	119347	77.54
TRADE/MEMBER/HEALTH	2	94	0.05	35	61872	35.51	0	0	0.00	37	61966	35.57
COOPERATIVE	0	0	0.00	0	0	0.00	0	0	0.00	0	0	0.00
CORPORATION W/O STOCK	0	0	0.00	0	0	0.00	0	0	0.00	0	0	0.00
TOTALS	9	20312	5.94	69	164361	48.09	0	0	0.00	78	184673	54.04

TABLE K
-----EXPENDITURES ON BEHALF OF CANDIDATES FROM POLITICAL COMMITTEES BY OFFICE,
INCUMBENT/CHALLENGER-OTHER/OPEN-SEAT CANDIDATE STATUS, AND PARTY

NON-PARTY

SENATE

OPEN-SEAT

COMMITTEE GROUPS	DEMOCRATIC			REPUBLICAN			OTHER			SUBTOTAL		
	#	\$	%	#	\$	%	#	\$	%	#	\$	%
CORPORATION	0	0	0.00	0	0	0.00	0	0	0.00	0	0	0.00
LABOR ORGANIZATION	0	0	0.00	0	0	0.00	0	0	0.00	0	0	0.00
NO CONNECTED ORG.	2	6665	4.33	10	9062	5.89	0	0	0.00	12	15727	10.22
TRADE/MEMBER/HEALTH	2	118	0.07	8	18213	10.45	0	0	0.00	10	18331	10.52
COOPERATIVE	0	0	0.00	0	0	0.00	0	0	0.00	0	0	0.00
CORPORATION W/O STOCK	0	0	0.00	0	0	0.00	0	0	0.00	0	0	0.00
TOTALS	4	6783	1.98	18	27275	7.98	0	0	0.00	22	34058	9.97

COMMITTEE GROUPS	GRAND TOTAL		
	#	\$	%
CORPORATION	6	3612	100.00
LABOR ORGANIZATION	7	9987	100.00
NO CONNECTED ORG.	66	153922	100.00
TRADE/MEMBER/HEALTH	62	174227	100.00
COOPERATIVE	0	0	0.00
CORPORATION W/O STOCK	0	0	0.00
TOTALS	141	341748	100.00

TABLE K
-----EXPENDITURES ON BEHALF OF CANDIDATES FROM POLITICAL COMMITTEES BY OFFICE,
INCUMBENT/CHALLENGER-OTHER/OPEN-SEAT CANDIDATE STATUS, AND PARTY

NON-PARTY

HOUSE

INCUMBENT

COMMITTEE GROUPS	DEMOCRATIC			REPUBLICAN			OTHER			SUBTOTAL		
	#	\$	%	#	\$	%	#	\$	%	#	\$	%
CORPORATION	8	4809	33.58	6	1960	13.69	0	0	0.00	14	6769	47.27
LABOR ORGANIZATION	7	4783	72.27	0	0	0.00	0	0	0.00	7	4783	72.27
NO CONNECTED ORG.	27	8125	8.75	37	15545	16.75	0	0	0.00	64	23670	25.50
TRADE/MEMBER/HEALTH	23	91210	20.25	70	145750	32.36	0	0	0.00	93	236960	52.61
COOPERATIVE	2	1500	100.00	0	0	0.00	0	0	0.00	2	1500	100.00
CORPORATION W/O STOCK	6	723	22.57	2	625	19.51	0	0	0.00	8	1348	42.07
TOTALS	73	111150	19.54	115	163880	28.81	0	0	0.00	188	275030	48.35

CHALLENGER-OTHER

COMMITTEE GROUPS	DEMOCRATIC			REPUBLICAN			OTHER			SUBTOTAL		
	#	\$	%	#	\$	%	#	\$	%	#	\$	%
CORPORATION	3	1561	10.90	5	4837	33.78	0	0	0.00	8	6398	44.68
LABOR ORGANIZATION	2	1660	25.08	0	0	0.00	0	0	0.00	2	1660	25.08
NO CONNECTED ORG.	11	35842	38.62	59	24793	26.71	1	479	0.52	71	61114	65.85
TRADE/MEMBER/HEALTH	3	8189	1.82	60	164468	36.52	0	0	0.00	63	172657	38.34
COOPERATIVE	0	0	0.00	0	0	0.00	0	0	0.00	0	0	0.00
CORPORATION W/O STOCK	1	168	5.24	0	0	0.00	0	0	0.00	1	168	5.24
TOTALS	20	47420	8.34	124	194098	34.12	1	479	0.08	145	241997	42.54

TABLE K

EXPENDITURES ON BEHALF OF CANDIDATES FROM POLITICAL COMMITTEES BY OFFICE,
INCUMBENT/CHALLENGER-OTHER/OPEN-SEAT CANDIDATE STATUS, AND PARTY

NON-PARTY

HOUSE

OPEN-SEAT

COMMITTEE GROUPS	DEMOCRATIC			REPUBLICAN			OTHER			SUBTOTAL		
	#	\$	%	#	\$	%	#	\$	%	#	\$	%
CORPORATION	2	953	6.66	1	200	1.40	0	0	0.00	3	1153	8.05
LABOR ORGANIZATION	2	175	2.64	0	0	0.00	0	0	0.00	2	175	2.64
NO CONNECTED ORG.	5	494	0.53	14	7532	8.12	0	0	0.00	19	8026	8.65
TRADE/MEMBER/HEALTH	8	8512	1.89	57	32251	7.16	0	0	0.00	65	40763	9.05
COOPERATIVE	0	0	0.00	0	0	0.00	0	0	0.00	0	0	0.00
CORPORATION W/O STOCK	1	1688	52.68	0	0	0.00	0	0	0.00	1	1688	52.68
TOTALS	18	11822	2.08	72	39983	7.03	0	0	0.00	90	51805	9.11

COMMITTEE GROUPS	GRAND TOTAL		
	#	\$	%
CORPORATION	25	14320	100.00
LABOR ORGANIZATION	11	6618	100.00
NO CONNECTED ORG.	154	92810	100.00
TRADE/MEMBER/HEALTH	221	450380	100.00
COOPERATIVE	2	1500	100.00
CORPORATION W/O STOCK	10	3204	100.00
TOTALS	423	568832	100.00

TABLE K
-----EXPENDITURES ON BEHALF OF CANDIDATES FROM POLITICAL COMMITTEES BY OFFICE,
INCUMBENT/CHALLENGER-OTHER/OPEN-SEAT CANDIDATE STATUS, AND PARTY

NON-PARTY

ALL FEDERAL CANDIDATES

INCUMBENT

COMMITTEE GROUPS	#	DEMOCRATIC		#	REPUBLICAN		#	OTHER		#	SUBTOTAL	
		\$	%		\$	%		\$	%		\$	%
CORPORATION	13	8421	37.49	7	2460	10.95	0	0	0.00	20	10881	48.44
LABOR ORGANIZATION	19	29894	37.48	1	5273	6.61	0	0	0.00	20	35167	44.09
NO CONNECTED ORG.	38	18604	0.16	47	26364	0.23	0	0	0.00	85	44968	0.40
TRADE/MEMBER/HEALTH	26	171450	21.35	82	159440	19.86	0	0	0.00	108	330890	41.21
COOPERATIVE	2	1500	100.00	0	0	0.00	0	0	0.00	2	1500	100.00
CORPORATION W/O STOCK	6	723	17.89	2	625	15.46	0	0	0.00	8	1348	33.35
TOTALS	104	230592	1.89	139	194162	1.59	0	0	0.00	243	424754	3.48

CHALLENGER-OTHER

COMMITTEE GROUPS	#	DEMOCRATIC		#	REPUBLICAN		#	OTHER		#	SUBTOTAL	
		\$	%		\$	%		\$	%		\$	%
CORPORATION	3	1561	6.95	10	8866	39.47	0	0	0.00	13	10427	46.42
LABOR ORGANIZATION	10	33370	41.84	3	11046	13.85	0	0	0.00	13	44416	55.69
NO CONNECTED ORG.	16	54989	0.49	121	11188043	98.90	1	479	0.00	138	11243511	99.39
TRADE/MEMBER/HEALTH	5	8283	1.03	99	404703	50.40	0	0	0.00	104	412986	51.43
COOPERATIVE	0	0	0.00	0	0	0.00	0	0	0.00	0	0	0.00
CORPORATION W/O STOCK	1	168	4.16	1	838	20.73	0	0	0.00	2	1006	24.89
TOTALS	35	98371	0.80	234	11613496	95.01	1	479	0.00	270	11712346	95.82

TABLE K

EXPENDITURES ON BEHALF OF CANDIDATES FROM POLITICAL COMMITTEES BY OFFICE,
INCUMBENT/CHALLENGER-OTHER/OPEN-SEAT CANDIDATE STATUS, AND PARTY

NON-PARTY

ALL FEDERAL CANDIDATES

OPEN-SEAT

COMMITTEE GROUPS	DEMOCRATIC			REPUBLICAN			OTHER			SUBTOTAL		
	#	\$	%	#	\$	%	#	\$	%	#	\$	%
CORPORATION	2	953	4.24	1	200	0.89	0	0	0.00	3	1153	5.13
LABOR ORGANIZATION	2	175	0.22	0	0	0.00	0	0	0.00	2	175	0.22
NO CONNECTED ORG.	7	7159	0.06	24	16594	0.15	0	0	0.00	31	23753	0.21
TRADE/MEMBER/HEALTH	10	8630	1.07	65	50464	6.28	0	0	0.00	75	59094	7.36
COOPERATIVE	0	0	0.00	0	0	0.00	0	0	0.00	0	0	0.00
CORPORATION W/O STOCK	1	1688	41.76	0	0	0.00	0	0	0.00	1	1688	41.76
TOTALS	22	18605	0.15	90	67258	0.55	0	0	0.00	112	85863	0.70

COMMITTEE GROUPS	GRAND TOTAL		
	#	\$	%
CORPORATION	36	22461	100.00
LABOR ORGANIZATION	35	79758	100.00
NO CONNECTED ORG.	254	11312232	100.00
TRADE/MEMBER/HEALTH	287	802970	100.00
COOPERATIVE	2	1500	100.00
CORPORATION W/O STOCK	11	4042	100.00
TOTALS	625	12222963	100.00

TABLE L

INDEPENDENT EXPENDITURES AGAINST CANDIDATES BY POLITICAL COMMITTEES
BY CANDIDATES' PARTY
NON-PARTY

COMMITTEE GROUPS	DEMOCRATIC			REPUBLICAN		
	#	\$	%	#	\$	%
CORPORATION	1	241	100.00	0	0	.00
LABOR ORGANIZATION	2	5437	49.81	1	5479	50.19
NO CONNECTED ORGANIZATION	50	1751432	97.41	6	44046	2.45
TRADE/MEMBERSHIP/HEALTH	39	181506	96.69	3	6211	3.31
COOPERATIVE	0	0	.00	0	0	.00
CORPORATION WITHOUT STOCK	1	217	.50	5	43055	99.25
TOTALS	93	1938833	95.03	15	98791	4.84

COMMITTEE GROUPS	OTHER			TOTALS			COMMIT MAKING EXPEND	
	#	\$	%	#	\$	%	#	%
CORPORATION	0	0	.00	1	241	100.00	1	.08
LABOR ORGANIZATION	0	0	.00	3	10916	100.00	3	.91
NO CONNECTED ORGANIZATION	2	2527	.14	58	1798005	100.00	26	5.74
TRADE/MEMBERSHIP/HEALTH	0	0	.00	42	187717	100.00	5	.79
COOPERATIVE	0	0	.00	0	0	.00	0	.00
CORPORATION WITHOUT STOCK	1	108	.25	7	43380	100.00	2	3.28
TOTALS	3	2635	.13	111	2040259	100.00	37	1.34

TABLE M

INDEPENDENT EXPENDITURES AGAINST CANDIDATES BY POLITICAL COMMITTEES BY OFFICE,
INCUMBENT/CHALLENGER-OTHER/OPEN-SEAT CANDIDATE STATUS, AND PARTY

NON-PARTY

PRESIDENT

INCUMBENT

COMMITTEE GROUPS	DEMOCRATIC			REPUBLICAN			OTHER			SUBTOTAL		
	#	\$	%	#	\$	%	#	\$	%	#	\$	%
CORPORATION	0	0	0.00	0	0	0.00	0	0	0.00	0	0	0.00
LABOR ORGANIZATION	2	5437	100.00	0	0	0.00	0	0	0.00	2	5437	100.00
NO CONNECTED ORG.	7	203696	37.01	0	0	0.00	0	0	0.00	7	203696	37.01
TRADE/MEMBER/HEALTH	1	7719	4.39	0	0	0.00	0	0	0.00	1	7719	4.39
COOPERATIVE	0	0	0.00	0	0	0.00	0	0	0.00	0	0	0.00
CORPORATION W/O STOCK	1	217	66.77	0	0	0.00	0	0	0.00	1	217	66.77
TOTALS	11	217069	29.65	0	0	0.00	0	0	0.00	11	217069	29.65

CHALLENGER-OTHER

COMMITTEE GROUPS	DEMOCRATIC			REPUBLICAN			OTHER			SUBTOTAL		
	#	\$	%	#	\$	%	#	\$	%	#	\$	%
CORPORATION	0	0	0.00	0	0	0.00	0	0	0.00	0	0	0.00
LABOR ORGANIZATION	0	0	0.00	0	0	0.00	0	0	0.00	0	0	0.00
NO CONNECTED ORG.	5	302785	55.02	3	41308	7.51	2	2527	0.46	10	346620	62.99
TRADE/MEMBER/HEALTH	2	167040	94.93	1	1200	0.68	0	0	0.00	3	168240	95.61
COOPERATIVE	0	0	0.00	0	0	0.00	0	0	0.00	0	0	0.00
CORPORATION W/O STOCK	0	0	0.00	0	0	0.00	1	108	33.23	1	108	33.23
TOTALS	7	469825	64.18	4	42508	5.81	3	2635	0.36	14	514968	70.35

TABLE M
-----INDEPENDENT EXPENDITURES AGAINST CANDIDATES BY POLITICAL COMMITTEES BY OFFICE,
INCUMBENT/CHALLENGER-OTHER/OPEN-SEAT CANDIDATE STATUS, AND PARTY

NON-PARTY

PRESIDENT

OPEN-SEAT

COMMITTEE GROUPS	DEMOCRATIC			REPUBLICAN			OTHER			SUBTOTAL		
	#	\$	%	#	\$	%	#	\$	%	#	\$	%
CORPORATION	0	0	0.00	0	0	0.00	0	0	0.00	0	0	0.00
LABOR ORGANIZATION	0	0	0.00	0	0	0.00	0	0	0.00	0	0	0.00
NO CONNECTED ORG.	0	0	0.00	0	0	0.00	0	0	0.00	0	0	0.00
TRADE/MEMBER/HEALTH	0	0	0.00	0	0	0.00	0	0	0.00	0	0	0.00
COOPERATIVE	0	0	0.00	0	0	0.00	0	0	0.00	0	0	0.00
CORPORATION W/O STOCK	0	0	0.00	0	0	0.00	0	0	0.00	0	0	0.00
TOTALS	0	0	0.00	0	0	0.00	0	0	0.00	0	0	0.00

COMMITTEE GROUPS	GRAND TOTAL		
	#	\$	%
CORPORATION	0	0	0.00
LABOR ORGANIZATION	2	5437	100.00
NO CONNECTED ORG.	17	550316	100.00
TRADE/MEMBER/HEALTH	4	175959	100.00
COOPERATIVE	0	0	0.00
CORPORATION W/O STOCK	2	325	100.00
TOTALS	25	732037	100.00

TABLE M
-----INDEPENDENT EXPENDITURES AGAINST CANDIDATES BY POLITICAL COMMITTEES BY OFFICE,
INCUMBENT/CHALLENGER-OTHER/OPEN-SEAT CANDIDATE STATUS, AND PARTY

NON-PARTY

SENATE

INCUMBENT

COMMITTEE GROUPS	DEMOCRATIC			REPUBLICAN			OTHER			SUBTOTAL		
	#	\$	%	#	\$	%	#	\$	%	#	\$	%
CORPORATION	1	241	100.00	0	0	0.00	0	0	0.00	1	241	100.00
LABOR ORGANIZATION	0	0	0.00	0	0	0.00	0	0	0.00	0	0	0.00
NO CONNECTED ORG.	25	1208837	99.57	0	0	0.00	0	0	0.00	25	1208837	99.57
TRADE/MEMBER/HEALTH	11	4843	62.27	0	0	0.00	0	0	0.00	11	4843	62.27
COOPERATIVE	0	0	0.00	0	0	0.00	0	0	0.00	0	0	0.00
CORPORATION W/O STOCK	0	0	0.00	0	0	0.00	0	0	0.00	0	0	0.00
TOTALS	37	1213921	98.89	0	0	0.00	0	0	0.00	37	1213921	98.89

CHALLENGER-OTHER

COMMITTEE GROUPS	DEMOCRATIC			REPUBLICAN			OTHER			SUBTOTAL		
	#	\$	%	#	\$	%	#	\$	%	#	\$	%
CORPORATION	0	0	0.00	0	0	0.00	0	0	0.00	0	0	0.00
LABOR ORGANIZATION	0	0	0.00	1	5479	100.00	0	0	0.00	1	5479	100.00
NO CONNECTED ORG.	1	1130	0.09	2	2268	0.19	0	0	0.00	3	3398	0.28
TRADE/MEMBER/HEALTH	0	0	0.00	0	0	0.00	0	0	0.00	0	0	0.00
COOPERATIVE	0	0	0.00	0	0	0.00	0	0	0.00	0	0	0.00
CORPORATION W/O STOCK	0	0	0.00	0	0	0.00	0	0	0.00	0	0	0.00
TOTALS	1	1130	0.09	3	7747	0.63	0	0	0.00	4	8877	0.72

TABLE M

INDEPENDENT EXPENDITURES AGAINST CANDIDATES BY POLITICAL COMMITTEES BY OFFICE,
INCUMBENT/CHALLENGER-OTHER/OPEN-SEAT CANDIDATE STATUS, AND PARTY

NON-PARTY												
SENATE												
OPEN-SEAT												
COMMITTEE GROUPS	DEMOCRATIC			REPUBLICAN			OTHER			SUBTOTAL		
	#	\$	%	#	\$	%	#	\$	%	#	\$	%
CORPORATION	0	0	0.00	0	0	0.00	0	0	0.00	0	0	0.00
LABOR ORGANIZATION	0	0	0.00	0	0	0.00	0	0	0.00	0	0	0.00
NO CONNECTED ORG.	1	1325	0.11	1	470	0.04	0	0	0.00	2	1795	0.15
TRADE/MEMBER/HEALTH	0	0	0.00	1	2934	37.73	0	0	0.00	1	2934	37.73
COOPERATIVE	0	0	0.00	0	0	0.00	0	0	0.00	0	0	0.00
CORPORATION W/O STOCK	0	0	0.00	0	0	0.00	0	0	0.00	0	0	0.00
TOTALS	1	1325	0.11	2	3404	0.28	0	0	0.00	3	4729	0.39

COMMITTEE GROUPS	GRAND TOTAL		
	#	\$	%
CORPORATION	1	241	100.00
LABOR ORGANIZATION	1	5479	100.00
NO CONNECTED ORG.	30	1214030	100.00
TRADE/MEMBER/HEALTH	12	7777	100.00
COOPERATIVE	0	0	0.00
CORPORATION W/O STOCK	0	0	0.00
TOTALS	44	1227527	100.00

TABLE M
-----INDEPENDENT EXPENDITURES AGAINST CANDIDATES BY POLITICAL COMMITTEES BY OFFICE,
INCUMBENT/CHALLENGER-OTHER/OPEN-SEAT CANDIDATE STATUS, AND PARTY

NON-PARTY

HOUSE

INCUMBENT

COMMITTEE GROUPS	DEMOCRATIC			REPUBLICAN			OTHER			SUBTOTAL		
	#	\$	%	#	\$	%	#	\$	%	#	\$	%
CORPORATION	0	0	0.00	0	0	0.00	0	0	0.00	0	0	0.00
LABOR ORGANIZATION	0	0	0.00	0	0	0.00	0	0	0.00	0	0	0.00
NO CONNECTED ORG.	9	32581	96.80	0	0	0.00	0	0	0.00	9	32581	96.80
TRADE/MEMBER/HEALTH	25	1904	47.83	0	0	0.00	0	0	0.00	25	1904	47.83
COOPERATIVE	0	0	0.00	0	0	0.00	0	0	0.00	0	0	0.00
CORPORATION W/O STOCK	0	0	0.00	5	43055	100.00	0	0	0.00	5	43055	100.00
TOTALS	34	34485	42.73	5	43055	53.36	0	0	0.00	39	77540	96.09

CHALLENGER-OTHER

COMMITTEE GROUPS	DEMOCRATIC			REPUBLICAN			OTHER			SUBTOTAL		
	#	\$	%	#	\$	%	#	\$	%	#	\$	%
CORPORATION	0	0	0.00	0	0	0.00	0	0	0.00	0	0	0.00
LABOR ORGANIZATION	0	0	0.00	0	0	0.00	0	0	0.00	0	0	0.00
NO CONNECTED ORG.	1	539	1.60	0	0	0.00	0	0	0.00	1	539	1.60
TRADE/MEMBER/HEALTH	0	0	0.00	1	2077	52.17	0	0	0.00	1	2077	52.17
COOPERATIVE	0	0	0.00	0	0	0.00	0	0	0.00	0	0	0.00
CORPORATION W/O STOCK	0	0	0.00	0	0	0.00	0	0	0.00	0	0	0.00
TOTALS	1	539	0.67	1	2077	2.57	0	0	0.00	2	2616	3.24

TABLE M
-----INDEPENDENT EXPENDITURES AGAINST CANDIDATES BY POLITICAL COMMITTEES BY OFFICE,
INCUMBENT/CHALLENGER-OTHER/OPEN-SEAT CANDIDATE STATUS, AND PARTY

NON-PARTY

HOUSE

OPEN-SEAT

COMMITTEE GROUPS	DEMOCRATIC			REPUBLICAN			OTHER			SUBTOTAL		
	#	\$	%	#	\$	%	#	\$	%	#	\$	%
CORPORATION	0	0	0.00	0	0	0.00	0	0	0.00	0	0	0.00
LABOR ORGANIZATION	0	0	0.00	0	0	0.00	0	0	0.00	0	0	0.00
NO CONNECTED ORG.	1	539	1.60	0	0	0.00	0	0	0.00	1	539	1.60
TRADE/MEMBER/HEALTH	0	0	0.00	0	0	0.00	0	0	0.00	0	0	0.00
COOPERATIVE	0	0	0.00	0	0	0.00	0	0	0.00	0	0	0.00
CORPORATION W/O STOCK	0	0	0.00	0	0	0.00	0	0	0.00	0	0	0.00
TOTALS	1	539	0.67	0	0	0.00	0	0	0.00	1	539	0.67

COMMITTEE GROUPS	GRAND TOTAL		
	#	\$	%
CORPORATION	0	0	0.00
LABOR ORGANIZATION	0	0	0.00
NO CONNECTED ORG.	11	33659	100.00
TRADE/MEMBER/HEALTH	26	3981	100.00
COOPERATIVE	0	0	0.00
CORPORATION W/O STOCK	5	43055	100.00
TOTALS	42	80695	100.00

TABLE M
-----INDEPENDENT EXPENDITURES AGAINST CANDIDATES BY POLITICAL COMMITTEES BY OFFICE,
INCUMBENT/CHALLENGER-OTHER/OPEN-SEAT CANDIDATE STATUS, AND PARTY

NON-PARTY

ALL FEDERAL CANDIDATES

INCUMBENT

COMMITTEE GROUPS	DEMOCRATIC			REPUBLICAN			OTHER			SUBTOTAL		
	#	\$	%	#	\$	%	#	\$	%	#	\$	%
CORPORATION	1	241	100.00	0	0	0.00	0	0	0.00	1	241	100.00
LABOR ORGANIZATION	2	5437	49.81	0	0	0.00	0	0	0.00	2	5437	49.81
NO CONNECTED ORG.	41	1445114	80.37	0	0	0.00	0	0	0.00	41	1445114	80.37
TRADE/MEMBER/HEALTH	37	14466	7.71	0	0	0.00	0	0	0.00	37	14466	7.71
COOPERATIVE	0	0	0.00	0	0	0.00	0	0	0.00	0	0	0.00
CORPORATION W/O STOCK	1	217	0.50	5	43055	99.25	0	0	0.00	6	43272	99.75
TOTALS	82	1465475	71.83	5	43055	2.11	0	0	0.00	87	1508530	73.94

CHALLENGER-OTHER

COMMITTEE GROUPS	DEMOCRATIC			REPUBLICAN			OTHER			SUBTOTAL		
	#	\$	%	#	\$	%	#	\$	%	#	\$	%
CORPORATION	0	0	0.00	0	0	0.00	0	0	0.00	0	0	0.00
LABOR ORGANIZATION	0	0	0.00	1	5479	50.19	0	0	0.00	1	5479	50.19
NO CONNECTED ORG.	7	304454	16.93	5	43576	2.42	2	2527	0.14	14	350557	19.50
TRADE/MEMBER/HEALTH	2	167040	88.99	2	3277	1.75	0	0	0.00	4	170317	90.73
COOPERATIVE	0	0	0.00	0	0	0.00	0	0	0.00	0	0	0.00
CORPORATION W/O STOCK	0	0	0.00	0	0	0.00	1	108	0.25	1	108	0.25
TOTALS	9	471494	23.11	8	52332	2.56	3	2635	0.13	20	526461	25.80

TABLE M

INDEPENDENT EXPENDITURES AGAINST CANDIDATES BY POLITICAL COMMITTEES BY OFFICE,
INCUMBENT/CHALLENGER-OTHER/OPEN-SEAT CANDIDATE STATUS, AND PARTY

NON-PARTY

ALL FEDERAL CANDIDATES

OPEN-SEAT

COMMITTEE GROUPS	DEMOCRATIC			REPUBLICAN			OTHER			SUBTOTAL		
	#	\$	%	#	\$	%	#	\$	%	#	\$	%
CORPORATION	0	0	0.00	0	0	0.00	0	0	0.00	0	0	0.00
LABOR ORGANIZATION	0	0	0.00	0	0	0.00	0	0	0.00	0	0	0.00
NO CONNECTED ORG.	2	1864	0.10	1	470	0.03	0	0	0.00	3	2334	0.13
TRADE/MEMBER/HEALTH	0	0	0.00	1	2934	1.56	0	0	0.00	1	2934	1.56
COOPERATIVE	0	0	0.00	0	0	0.00	0	0	0.00	0	0	0.00
CORPORATION W/O STOCK	0	0	0.00	0	0	0.00	0	0	0.00	0	0	0.00
TOTALS	2	1864	0.09	2	3404	0.17	0	0	0.00	4	5268	0.26

COMMITTEE GROUPS	GRAND TOTAL		
	#	\$	%
CORPORATION	1	241	100.00
LABOR ORGANIZATION	3	10916	100.00
NO CONNECTED ORG.	58	1798005	100.00
TRADE/MEMBER/HEALTH	42	187717	100.00
COOPERATIVE	0	0	0.00
CORPORATION W/O STOCK	7	43380	100.00
TOTALS	111	2040259	100.00

