

# FEDERAL ELECTION COMMISSION



Press Office

999 E Street, N.W., Washington, D.C. 20463

Phone: Local 376-3155

Toll Free 800-424-9530

FOR IMMEDIATE RELEASE  
AUGUST 25, 1989

CONTACT: FRED EILAND  
SHARON SNYDER  
SCOTT MOXLEY

## FEC RELEASES FINAL REPORT ON 1988 PRESIDENTIAL PRIMARY CAMPAIGNS

WASHINGTON -- The Federal Election Commission has released its final statistical report on the 1988 Presidential Pre-Nomination campaigns.

The report summarizes the primary campaigns of sixteen candidates who received primary matching funds, including nine democrats, six republicans and one minor party candidate.

Reports filed by the campaigns showed receipts of \$253 million, and spending of \$250 million, including legal and accounting expenses, which did not count toward the spending limits imposed under the public funding law. When transfers, loan and contribution refunds, and rebates are subtracted, the campaigns' "adjusted" receipts were actually \$214 million and spending totalled \$211 million.

Sixty-six million dollars in federal matching funds accounted for 31% of adjusted receipts; individual contributors gave \$141 million, or 66%; and PAC dollars amounted to \$3 million, or 1.4%.

Independent expenditures on behalf of presidential candidates totalled \$10.7 million, while negative spending totalled \$3.4 million.

Partisan communications reported by corporations and unions were \$2.2 million, while reports by unauthorized delegates and their committees totalled \$.1 million.

The following are comparative figures for federally funded primary campaigns from 1976 through 1988:

	<u>1988</u>		<u>1984</u>		<u>1980</u>		<u>1976</u>	
Number of Candidates	16		11		10		15	
Adjusted Receipts	\$213.8		\$105.0		\$94.2		\$67.9	
Individuals	\$141.1	66.00%	\$62.8	59.81%	\$61.0	64.76%	\$42.5	62.59%
Federal Funds	\$65.7	30.73%	\$34.9	33.24%	\$30.9	32.80%	\$24.3	35.79%
PAC's	\$3.0	1.42%	\$1.3	1.24%	\$1.4	1.49%	\$0.8	1.18%
Adjusted Disbursements	\$210.7		\$103.6		\$92.3		\$66.9	

-more-

Various charts and graphs depict receipts of each campaign by source and time period. Tables provide detailed summary information on the finances of each campaign. State spending reported by each campaign is charted, as are individual contributions. Finally, the activity of the campaigns for the first six months of 1989 is presented in Appendix I, while Appendix II graphically shows monthly expenditures of those campaigns which approached spending ceilings for the 1988 and 1980 presidential primary contests.

Copies of the FEC Reports on Financial Activity 1987-1988, Final Report, Presidential Pre-Nomination Campaigns are available for purchase from the FEC's Public Records Office, 999 E Street, N.W., Washington, D.C. 20463. The cost is \$1.00.

## 1988 PRESIDENTIAL CAMPAIGNS SUMMARY FINANCIAL ACTIVITY: PRIMARY

Candidate	Pty	Net Receipts	Adjusted Campaign Receipts	Federal Matching Funds	Other Cmte Contributions Minus Refunds	Individual Contributions Minus Refunds	Net Disbursements	Adjusted Campaign Disbursements	Expenditures Subject to Limit	Latest Cash On Hand	Debts Owed by Campaign
Babbitt, Bruce	Dem	\$4,348,777	\$3,378,374	\$1,078,939	\$1,276	\$2,253,379	\$4,338,909	\$3,349,508	\$2,492,946	\$18,244	\$137,663
Biden, Joseph	Dem	\$3,980,894	\$3,738,022	\$0	\$2,700	\$3,718,684	\$3,978,720	\$3,735,650	\$0	\$5,180	\$53,332
Dukakis, Michael	Dem	\$31,236,756	\$28,504,017	\$9,040,027	\$27,135	\$19,322,815	\$30,889,879	\$28,157,137	\$22,294,886	\$798,223	\$69,811
Gephardt, Richard	Dem	\$13,295,091	\$10,307,718	\$2,896,398	\$1,047,365	\$6,271,817	\$13,284,762	\$10,297,103	\$7,862,468	\$10,330	\$427,049
Gore, Albert Jr	Dem	\$14,957,697	\$12,338,971	\$3,853,402	\$544,155	\$7,868,976	\$14,953,102	\$12,328,351	\$10,879,679	\$38,051	\$0
Hart, Gary	Dem	\$3,552,713	\$3,432,762	\$1,084,066	\$0	\$2,291,846	\$3,396,805	\$3,276,852	\$2,036,867	\$155,876	\$2,156
Jackson, Jesse L	Dem	\$26,644,403	\$19,958,545	\$7,701,169	\$88,127	\$12,259,663	\$26,060,696	\$19,391,092	\$14,637,562	\$300,958	\$185,236
LaRouche, Lyndon H	Dem	\$3,983,410	\$3,856,187	\$825,577	\$5,000	\$3,025,438	\$3,978,851	\$3,843,590	\$3,686,630	\$6,242	\$9,013
Simon, Paul	Dem	\$13,346,444	\$10,092,892	\$3,603,919	\$333,842	\$6,077,225	\$12,892,084	\$9,593,686	\$6,800,265	\$454,360	\$94,346
Dem Subtotal		\$115,346,185	\$95,607,488	\$30,083,497	\$2,049,600	\$63,089,843	\$113,773,808	\$93,972,969	\$70,691,303	\$1,787,464	\$978,606
Bush, Goerge	Rep	\$33,911,003	\$31,798,284	\$8,393,099	\$686,243	\$22,322,141	\$33,007,447	\$30,643,977	\$22,936,275	\$902,281	\$75,999
Dole, Robert J	Rep	\$28,306,659	\$26,533,924	\$7,618,116	\$1,997,475	\$16,907,969	\$28,230,127	\$26,458,398	\$22,448,619	\$76,529	\$10,695
Du Pont, Pete	Rep	\$9,153,134	\$8,061,570	\$2,550,954	\$0	\$5,419,250	\$9,123,115	\$8,031,549	\$5,048,453	\$50,799	\$0
Haig, Alexander M	Rep	\$2,633,083	\$2,046,392	\$538,539	\$19,820	\$1,369,090	\$2,631,790	\$2,029,205	\$1,934,304	\$4,337	\$308,231
Kemp, Jack	Rep	\$20,576,281	\$16,693,501	\$5,877,341	\$623,360	\$10,177,365	\$20,422,780	\$16,512,967	\$16,512,743	\$153,504	\$17,952
Robertson, Marion G	Rep	\$41,029,066	\$30,907,283	\$9,691,019	\$0	\$20,584,883	\$41,009,643	\$30,887,865	\$22,906,744	\$19,420	\$516,158
Rep Subtotal		\$135,609,226	\$116,040,954	\$34,669,068	\$3,326,898	\$76,780,698	\$134,424,902	\$114,563,961	\$91,787,138	\$1,206,870	\$929,035
Fulani, Lenora B	Ind	\$2,184,668	\$2,149,432	\$938,798	\$0	\$1,210,638	\$2,162,560	\$2,127,347	\$2,126,348	\$22,332	\$6,220
Grand Total		\$253,140,079	\$213,797,874	\$65,691,363	\$5,376,498	\$141,081,179	\$250,361,270	\$210,664,277	\$164,604,789	\$3,016,666	\$1,913,861

See Footnotes - next page.

#### FOOTNOTES

**Net Receipt and Disbursement** figures do not include transfers of funds made between committees within a campaign.

**Adjusted Receipt and Disbursement** figures do not include transfers, (mentioned above), contribution and loan refunds, or refunds and rebates (offsets to expenditures) received by the campaigns.

The column "**Other Cmtes**" contains PAC contributions and contributions from other candidates' campaign committees. In addition, four campaigns transferred monies from previously authorized committees:

Dole ----- Total includes \$1.15 million transferred from the Dole for Senate committee.

Kemp ----- Total includes \$490,000 from Victory '88 (formerly Kemp Superbowl Brunch).

Dukakis -- Total includes \$394,300 from Dukakis Gubernatorial Committee.

Gephardt - Total includes \$140,000 transferred from Gephardt in Congress Committee.

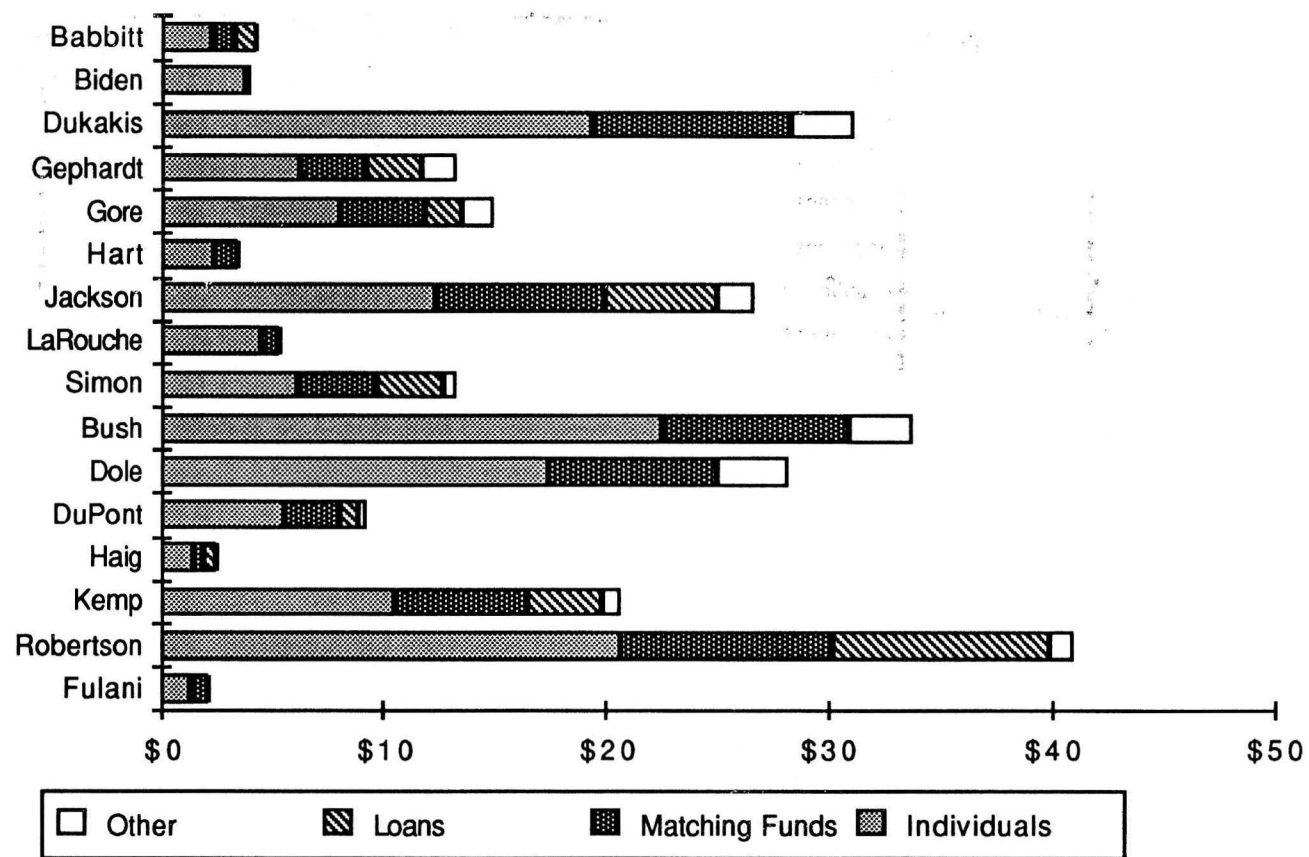
Other candidates' campaign contributions and transfers, when added to PAC contributions, totals \$5.4 million. PAC contributions alone totalled \$3.0 million. This amount can be determined by consulting Tables A1 and A6 of the Report.

Activity of Presidential Pre-Nomination Campaigns - January 1, 1989 Through June 30, 1989

Candidate	Party	Net Receipts	Adjusted Campaign Receipts	Federal Matching Funds	Othr Cmte Contrib Minus Refunds	Indiv Contrib Minus Refunds	Net Disbursements	Adjusted Campaign Disbursements	Expenditures Subject to Limit	Latest Cash on Hand	Debts owed By Campaign
Babbitt	Dem	\$0	\$0	\$0	\$0	\$0	\$12,283	\$12,283	\$2,501,148	\$5,960	\$127,541
Biden	Dem	\$290	\$290	\$0	\$0	\$0	\$2,090	\$2,039	\$0	\$8,756	\$51,632
Dukakis	Dem	\$35,550	(\$900)	\$0	\$0	(\$900)	\$594,235	\$557,785	\$22,479,320	\$191,388	\$49,583
Gephardt	Dem	\$355,980	\$269,906	\$211,952	\$41,652	\$16,302	\$364,136	\$248,063	\$7,970,298	\$2,173	\$273,296
Gore	Dem	\$21,111	\$16,907	\$0	\$6,000	\$10,078	\$57,947	\$53,744	\$10,990,597	\$1,216	\$0
Hart	Dem										
Jackson	Dem	\$427,308	\$313,794	\$320,538	\$1,336	(\$8,146)	\$709,167	\$595,655	\$15,233,217	(\$6,113)	\$97,694
LaRouche	Dem	\$6,093	\$155	\$0	\$0	\$155	\$7,830	\$1,893	\$3,680,522	\$4,505	\$9,500
Simon	Dem	\$130,099	\$121,049	\$102,187	\$1,000	\$10,828	\$240,280	\$231,230	\$6,807,114	\$92,879	\$62,053
Dem Subtotal		\$976,431	\$721,201	\$634,677	\$49,988	\$28,317	\$1,987,968	\$1,702,692	\$69,662,216	\$300,764	\$671,299
Bush	Rep	\$32,023	\$31,645	\$0	\$0	\$0	\$299,442	\$299,064	\$23,024,993	\$634,862	\$0
Dole	Rep	\$27,177	\$9,642	\$0	\$4,500	\$4,346	\$28,080	\$10,545	\$22,459,164	\$27,195	\$0
Du Pont	Rep	\$234	\$234	\$0	\$0	\$0	\$43,825	\$43,825	\$5,082,323	\$7,209	\$0
Haig	Rep	\$3,000	\$3,000	\$0	\$0	\$3,000	\$0	\$0	\$474,854	\$5,357	\$308,231
Kemp	Rep	\$135,685	\$81,247	\$107,433	\$0	(\$29,905)	\$241,100	\$186,665	\$16,699,406	\$48,089	\$0
Robertson	Rep	\$845,586	\$808,087	\$719,968	\$0	\$87,438	\$828,950	\$791,424	\$23,180,885	\$36,025	\$352,430
Rep Subtotal		\$1,043,705	\$933,855	\$827,401	\$4,500	\$64,879	\$1,441,397	\$1,331,523	\$90,921,625	\$758,737	\$660,661
Fulani	Ind	\$9,200	\$0	\$0	\$0	\$0	\$24,398	\$15,198	\$2,141,547	\$7,134	\$0
Grand Total		\$2,029,336	\$1,655,056	\$1,462,078	\$54,488	\$93,196	\$3,453,763	\$3,049,413	\$162,725,388	\$1,066,635	\$1,331,960

Note: Expenditures Subject to Limit are for the entire pre-nomination campaign.  
All other information in the table covers 1989 only.

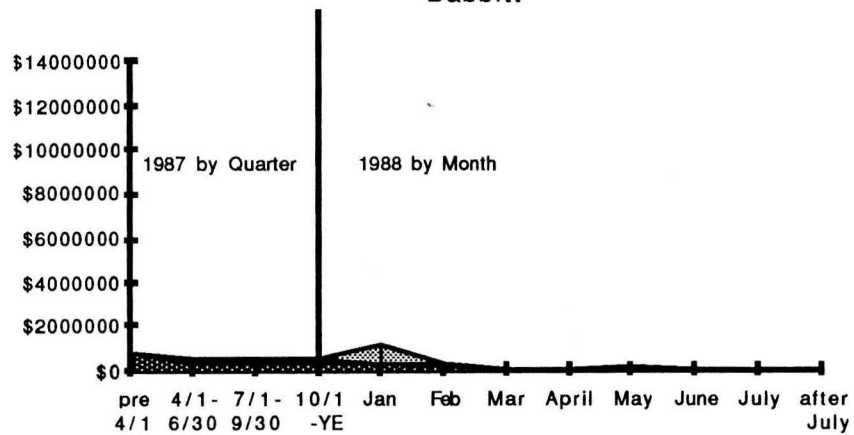
# Presidential Pre-Nomination Receipts by Source



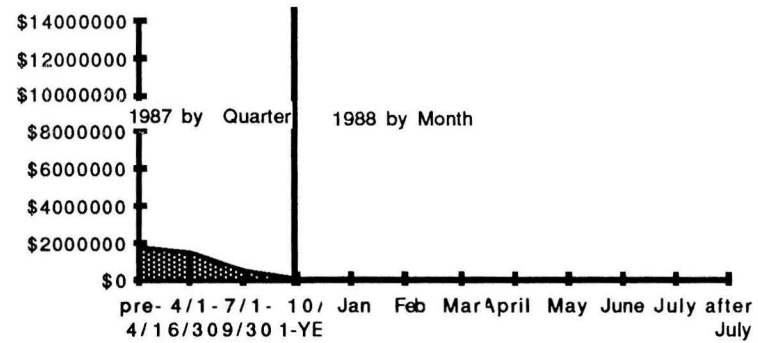
Through December 31, 1988

# Presidential Pre-Nomination Campaign Receipts By Source and Time Period Democrats

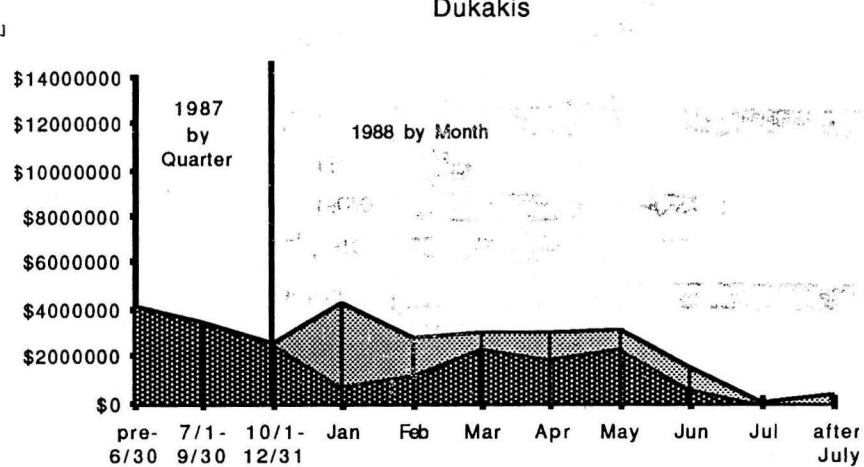
Babbitt



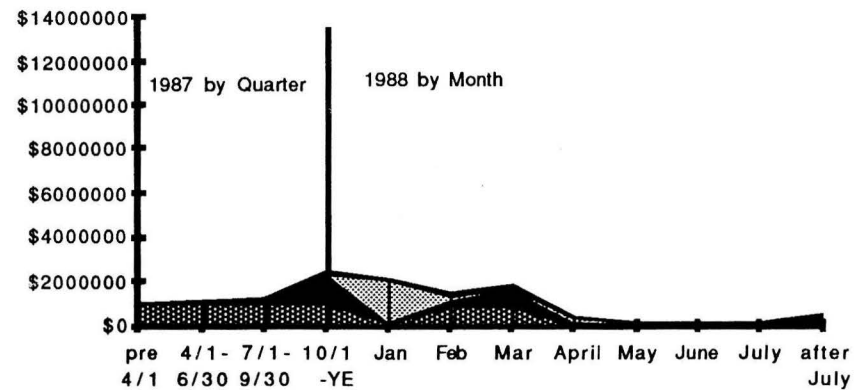
Biden



Dukakis



Gephardt

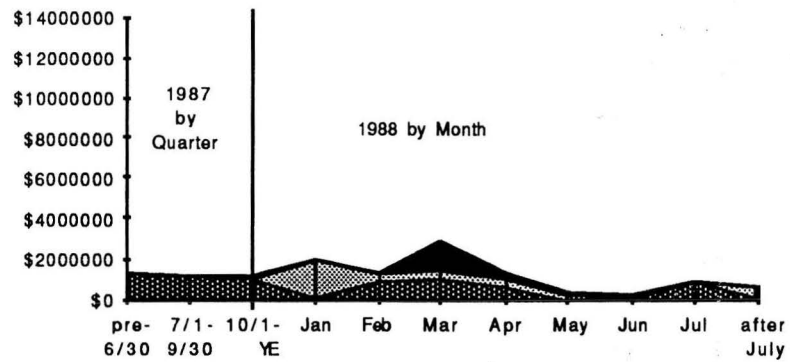


## Legend

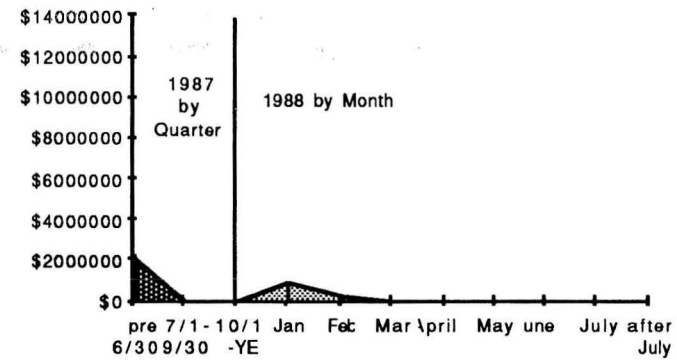
Individuals Matching Funds Loans

# Presidential Pre-Nomination Campaign Receipts By Source and Time Period Democrats

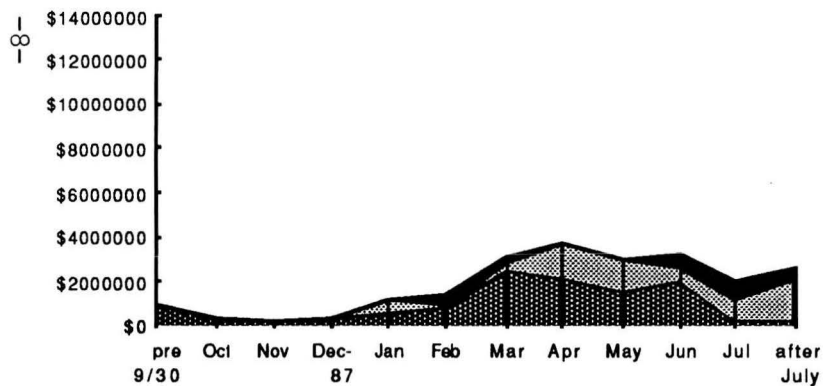
Gore



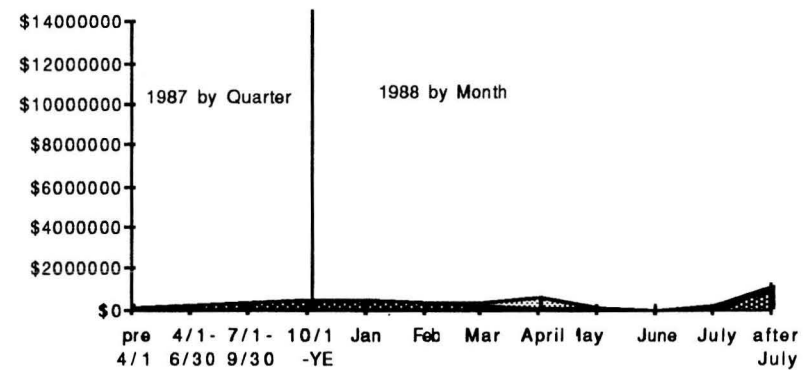
Hart



Jackson



LaRouche



## Legend

Individuals

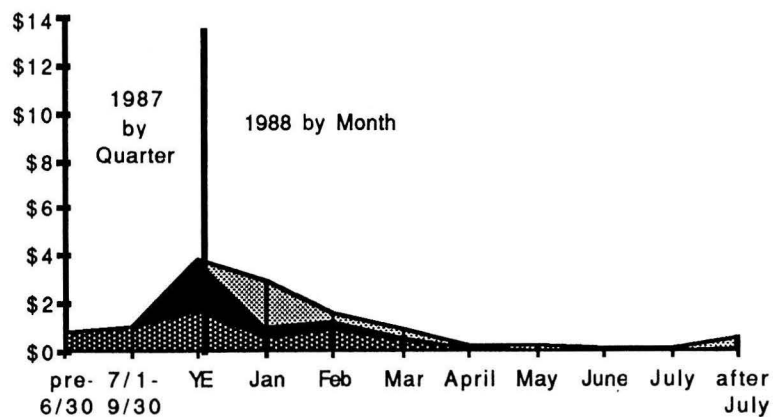
Matching Funds

Loans

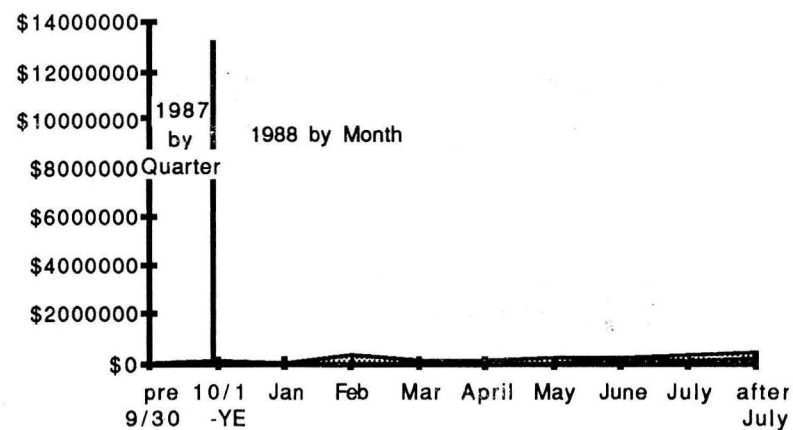


Presidential Pre-Nomination Campaign Receipts  
By Source and Time Period  
Democrats

Simon



Other Party  
Fulani

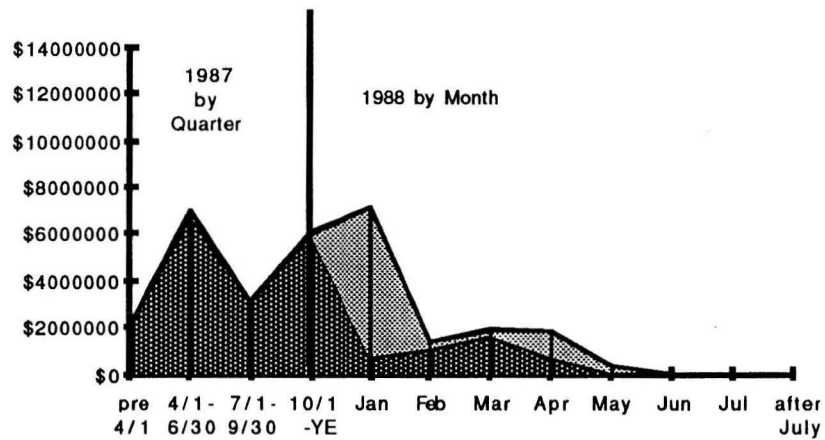


Legend

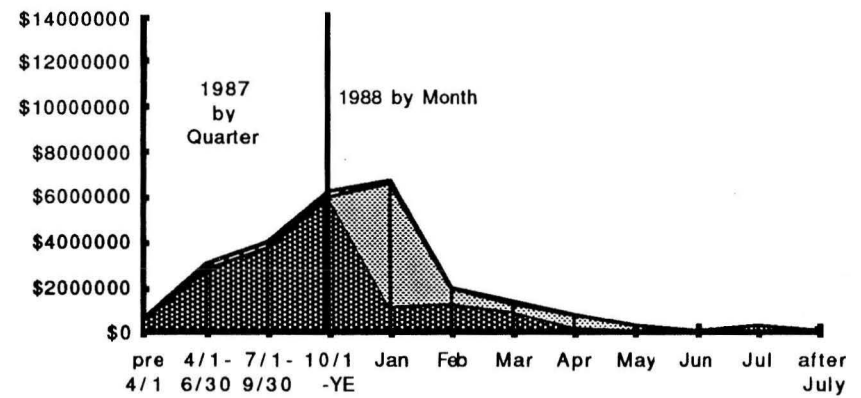
Individuals Matching Funds Loans

# Presidential Pre-Nomination Campaign Receipts By Source and Time Period Republicans

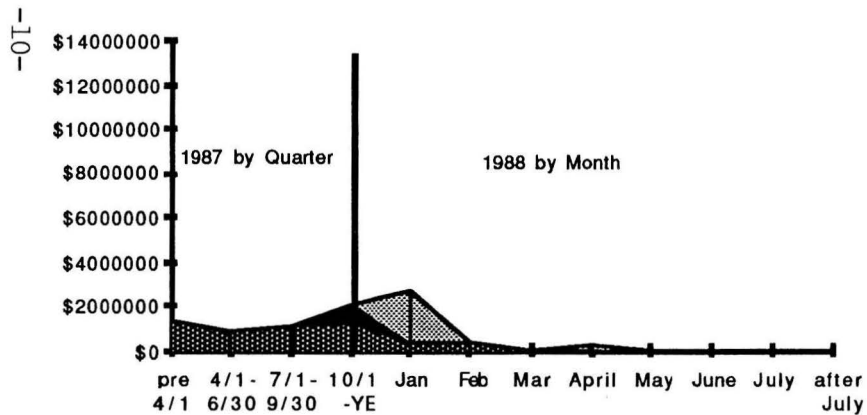
Bush



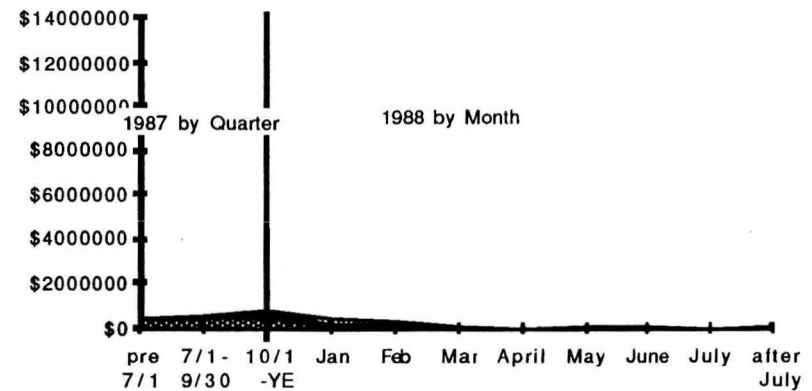
Dole



DuPont



Haig



## Legend

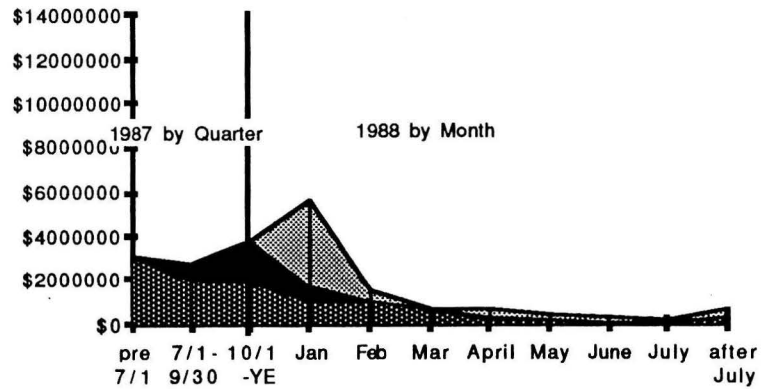
Individuals

Matching Funds

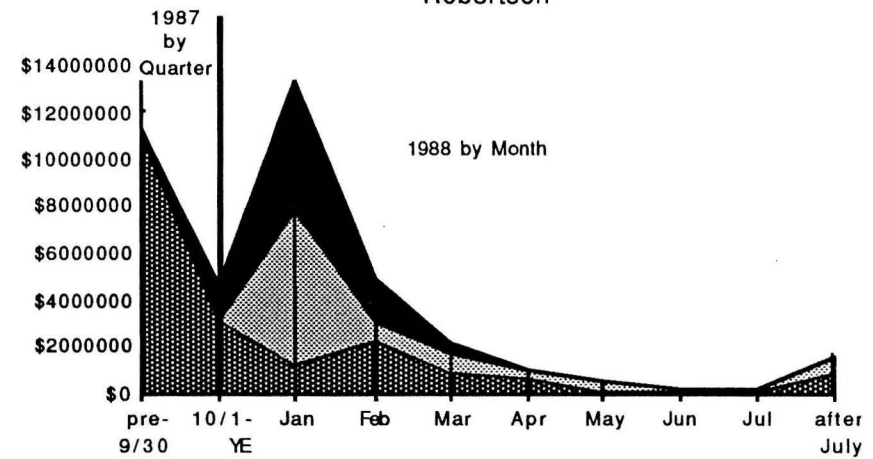
Loans

# Presidential Pre-Nomination Campaign Receipts By Source and Time Period Republicans

Kemp



Robertson



## Legend



Individuals



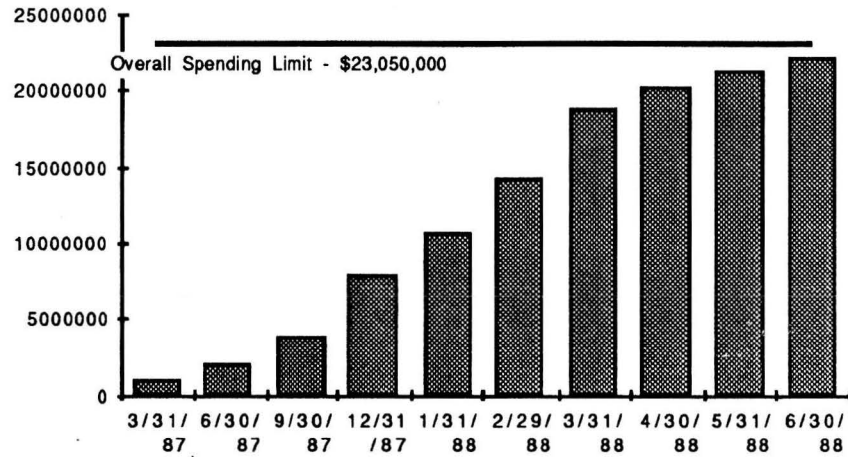
Matching Funds



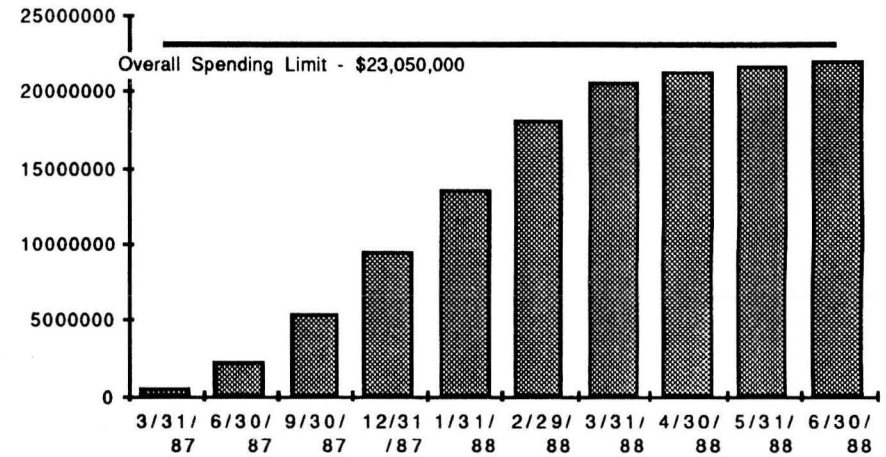
Loans

# Expenditures Subject to Limit by Reporting Period and the Overall Spending Limit

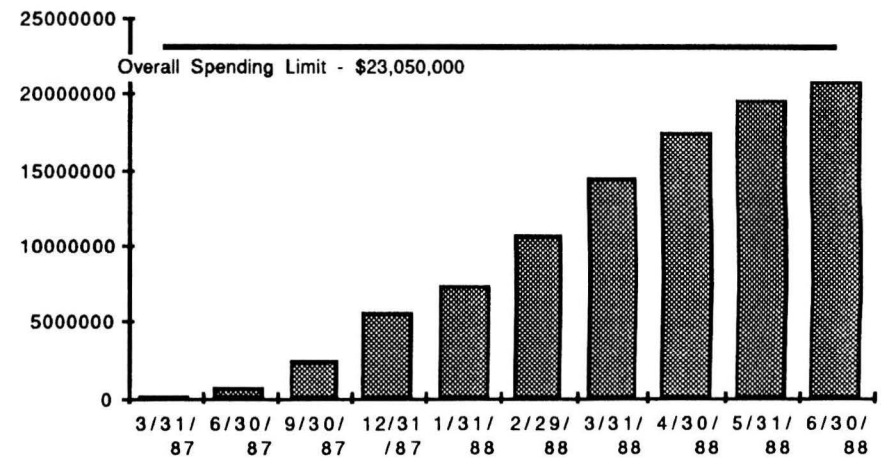
Bush



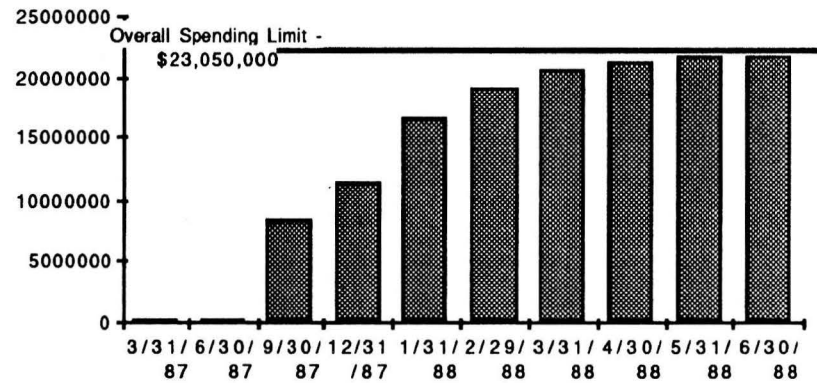
Dole



Dukakis

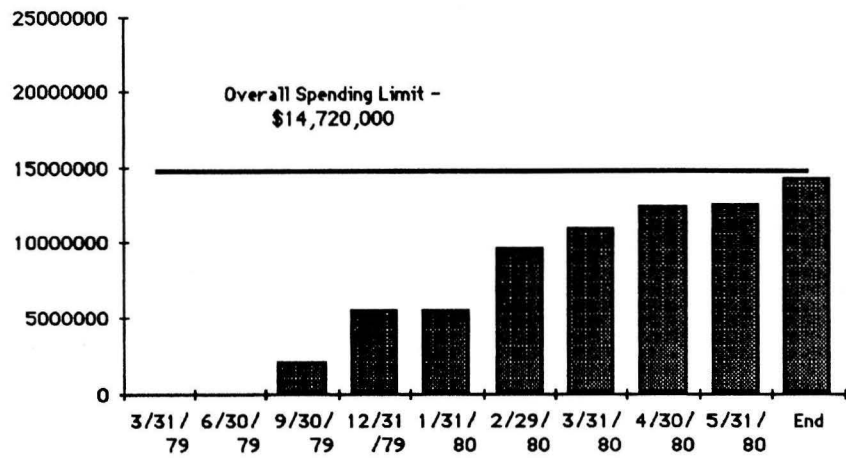


Robertson

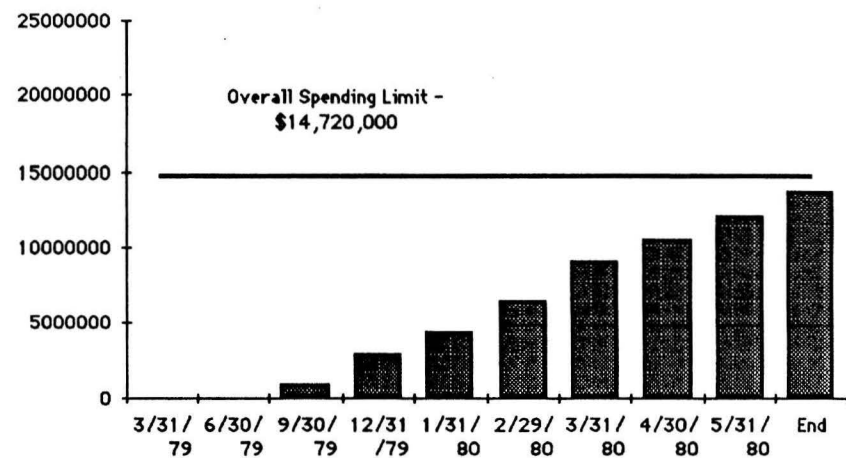


# Expenditures Subject to Limit by Reporting Period and the Overall Spending Limit

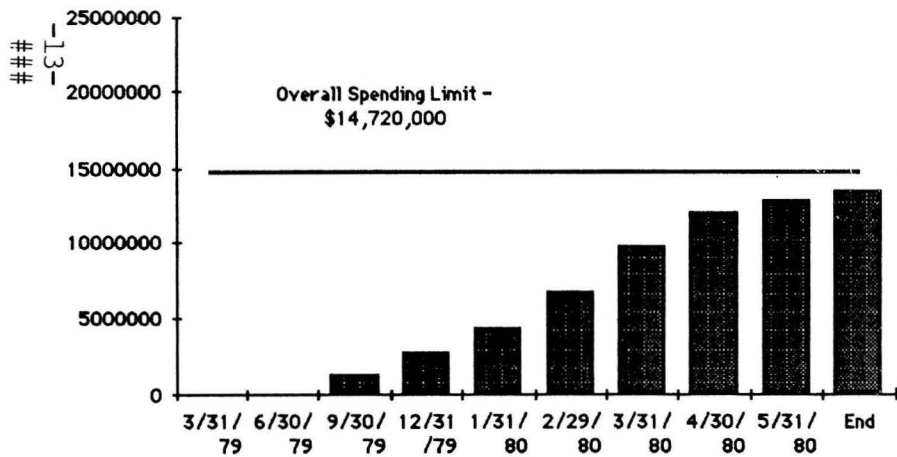
Reagan - 1980



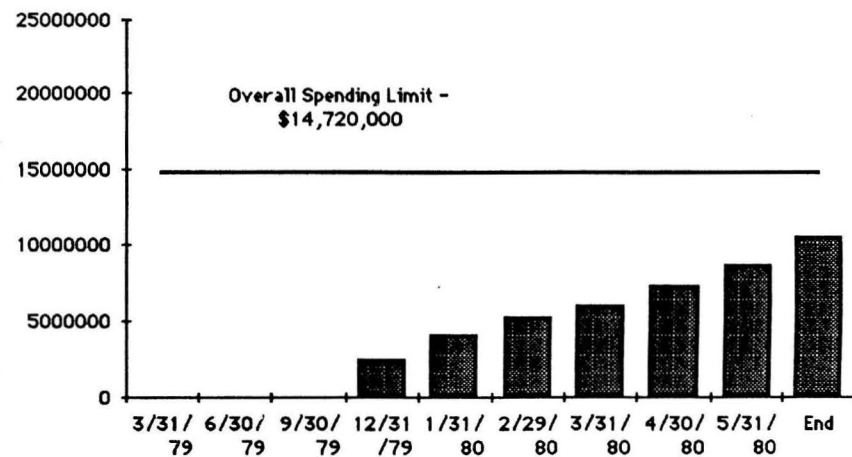
Carter - 1980



Bush - 1980



Kennedy - 1980



Note: Only Walter Mondale's 1984 pre-nomination campaign approached the overall spending limit.

Includes competitive campaigns which most closely approached the overall limit in each election cycle.