

Federal Elections

98

Election Results for the
U.S. Senate and the
U.S. House of
Representatives

FEDERAL ELECTIONS 98
Election Results for the
U.S. Senate and the
U.S. House of Representatives



Federal Election Commission
Washington, D.C.
April 1999

Commissioners

Scott E. Thomas, Chairman
Darryl R. Wold, Vice Chairman
Lee Ann Elliott
David M. Mason
Danny Lee McDonald
Karl J. Sandstrom

Statutory Officers

James A. Pehrkon, Staff Director
Lawrence M. Noble, General Counsel
Lynne A. McFarland, Inspector General

Compiled by: Eileen J. Canavan, Deputy Assistant Staff Director for Disclosure
Map Design: R. Blake Lange, Printing Officer

Printed by the Federal Election Commission
999 E Street, N.W.
Washington, D.C. 20463
800/424-9530
202/694-1120
April 1999

TABLE OF CONTENTS

	Page
Preface	1
Explanatory Notes	2
I. 1998 Election Results	
• Table: 1998 Primary and General Election Votes Cast for U.S. Congress	5
• Table: 1998 Votes Cast for the U.S. Senate by Party	6
• Table: 1998 Votes Cast for the U.S. House of Representatives by Party	7
A. United States Senate	
• Map: 1998 Senate Victors	11
• Map: 1998 U.S. Senate Campaigns	12
• Official Election Results by State	13
• Table: Senate Races: Six Year Cycle	27
B. United States House of Representatives	
• Map: 1999 U.S. House Delegations	31
• Map: 1998 Party Gains in the U.S. House of Representatives	32
• Official Election Results by State	33
II. A Guide to Party Labels	130

ELECTION RESULTS FOR THE U.S. SENATE AND THE U.S. HOUSE OF REPRESENTATIVES

This publication has been prepared by the Federal Election Commission to provide the public with the results of elections held in the fifty states during 1998 for the office of United States Senator and United States Representative. Also, there are results for Delegate to Congress from American Samoa, the District of Columbia, Guam and the Virgin Islands. There was no election for Resident Commissioner in Puerto Rico as their election is held every four years and coincides with the Presidential election. The Commission undertakes this project on a biennial basis in order to respond to public inquiries.

The elections for the office of United States Senator and United States Representative are administered by local election officials in towns, counties, municipalities, and other jurisdictions. The results of the elections are certified by the state government, which in most cases is the Secretary of State. While the full records are available for public inspection, most states prepare summary reports for public dissemination. These summary reports vary in form and content, and may be amended well after the election. There is no standard format that states use in reporting federal election results.

Recognizing a need to bring together in one place the federal election results, the Commission presents this publication as the ninth in a series designed to provide an accurate, historical record of federal election results.

Included in this publication are the official results of primary elections and run-off elections held in 1998. As in the case of the general elections, primary elections are not administered by the federal government. In some states (such as Connecticut, Utah, and Virginia), political party organizations control their nomination process by way of conventions. In other states, state law may regulate the primary and/or its administration.

Data is based on official figures provided by State election officials, and includes results amended through April 1999. The assistance provided by the State election officials and their staff in gathering this data is greatly appreciated. Special thanks is also given to R. Bryan Whitener in the Commission's Public Disclosure Division for the invaluable assistance he provided in compiling the data for this publication.

This publication has been prepared as a research tool for Commission staff and State election offices. Additional copies may be ordered from the National Technical Information Service (NTIS), U.S. Department of Commerce, 5285 Port Royal Road, Springfield, Virginia 22161. (1-800/553-6847 and 703/605-6000.) Online orders may be placed at <http://www.ntis.gov>.

EXPLANATORY NOTES

- The candidate who was the winner of the general election is listed first in each state and district entry. After that, the candidates are arranged by party affiliation.
- Incumbent candidates facing re-election in 1998 are designated with an (I) to the left of the candidate's name. The lack of an (I) in a particular Senate race or U.S. House district indicates an open seat race.
- The party affiliation of the candidate has been abbreviated. A complete listing of party abbreviations appears at the end of this publication.
- Total for write-in votes are shown as disclosed by the state. Some states list the names of candidates who received write-in votes, while others provide a write-in vote total without the names of the candidates who received the votes. Still other states combine these two variations and provide the names of some candidates who received write-in votes and a total of write-in votes for all the other candidates.
- Convention votes, where shown, are as disclosed by the state parties.
- "Total Votes," "Total Party Votes" and "Total District Votes" represents all the valid votes cast for the candidates in the election.
- The percentage of votes received by each candidate is based on the figure of total votes. The percentage of votes received by each candidate in a primary or run-off election is based on the figure of total votes cast in that specific primary or run-off election.
- Due to the rounding of percentage numbers, some percentages may not total 100%.

1998 ELECTION RESULTS

The following two sections present the primary, run-off and general election results for the U.S. Senate and U.S. House of Representatives elections held in 1998.

The November 1998 general election resulted in the election of the 106th Congress. The following is the party composition of the 106th Congress, as it stood following that election:

U.S. Senate

Republicans: 55

Democrats: 45

U.S. House of Representatives

Republicans: 223

Democrats: 211

Independents: 1

Notes on Charts

- * In Connecticut, Utah and Virginia, political parties may nominate general election candidates by party convention, rather than by primary election. Convention vote is not included in primary election vote totals.
- * Runoff election vote totals have been included with the primary election totals. (For the U.S. Senate, runoff elections were held in Arkansas and Oklahoma. For the U.S. House of Representatives, runoff elections were held in Mississippi, Oklahoma, South Carolina and Texas.)
- * Blank spaces in the charts may indicate that there were unopposed candidates whose names did not appear on a ballot and therefore received no votes, or that there was not a particular primary or general election in that state or for that office. Please refer to the individual state pages for further explanation.

1998 PRIMARY AND GENERAL ELECTION VOTES CAST FOR U.S. CONGRESS

State	Primary Senate Vote	General Senate Vote	Primary House Vote	General House Vote
AL		1,293,405	107,552	1,215,179
AK	106,808	221,807	107,990	223,300
AS				10,062
AZ	309,581	1,013,280	321,032	1,003,766
AR	588,670	700,644		525,308
CA	5,862,135	8,314,953	5,563,332	7,989,694
CO	365,526	1,327,235	312,227	1,274,149
CT		964,457	42,816	954,459
DE				180,527
DC			73,057	136,359
FL	550,633	3,900,162	47,161	1,213,252
GA	734,135	1,753,911	630,774	1,631,715
GU				46,053
HI	213,517	398,124	221,650	397,442
ID	148,783	378,174	155,171	378,829
IL	1,386,694	3,394,521	1,355,964	3,215,262
IN	719,921	1,588,617	684,241	1,575,871
IA	236,955	947,907	220,995	900,701
KS	354,669	727,236	354,220	727,448
KY	773,583	1,145,414	307,424	1,098,862
LA		969,165		310,194
ME			104,777	414,553
MD	591,812	1,507,447	550,846	1,481,945
MA			649,628	1,741,753
MI			1,033,240	2,985,233
MN			530,004	2,039,603
MS			89,140	550,917
MO	549,631	1,576,857	513,050	1,572,117
MT			123,384	331,551
NE			272,640	525,959
NV	130,646	435,790	79,878	409,845
NH	98,558	314,956	98,937	317,745
NJ			300,008	1,815,489
NM			233,376	497,690
NY	775,074	4,670,805	193,797	4,267,360
NC	805,319	2,012,143	163,279	1,903,766
ND	80,598	213,358	79,869	212,888
OH	1,432,470	3,404,351	1,421,719	3,374,941
OK	419,467	859,713	294,356	858,648
OR	526,228	1,117,747	471,113	1,090,357
PA	1,037,297	2,957,772	1,017,354	2,895,917
RI			61,027	292,948
SC	154,193	1,068,367	130,690	973,676
SD	51,032	262,111	28,005	258,590
TN			578,944	913,581
TX			1,126,361	3,461,885
UT		494,909	54,875	470,849
VT	72,333	214,036	51,165	215,133
VA			9,407	1,148,861
VI				30,230
WA	1,044,389	1,888,561	1,018,394	1,858,048
WV			232,617	351,277
WI	414,154	1,760,836	419,682	1,673,475
WY			103,833	174,219
Total:	20,534,811	53,798,771	22,541,001	66,119,481

1998 VOTES CAST FOR THE U.S. SENATE BY PARTY

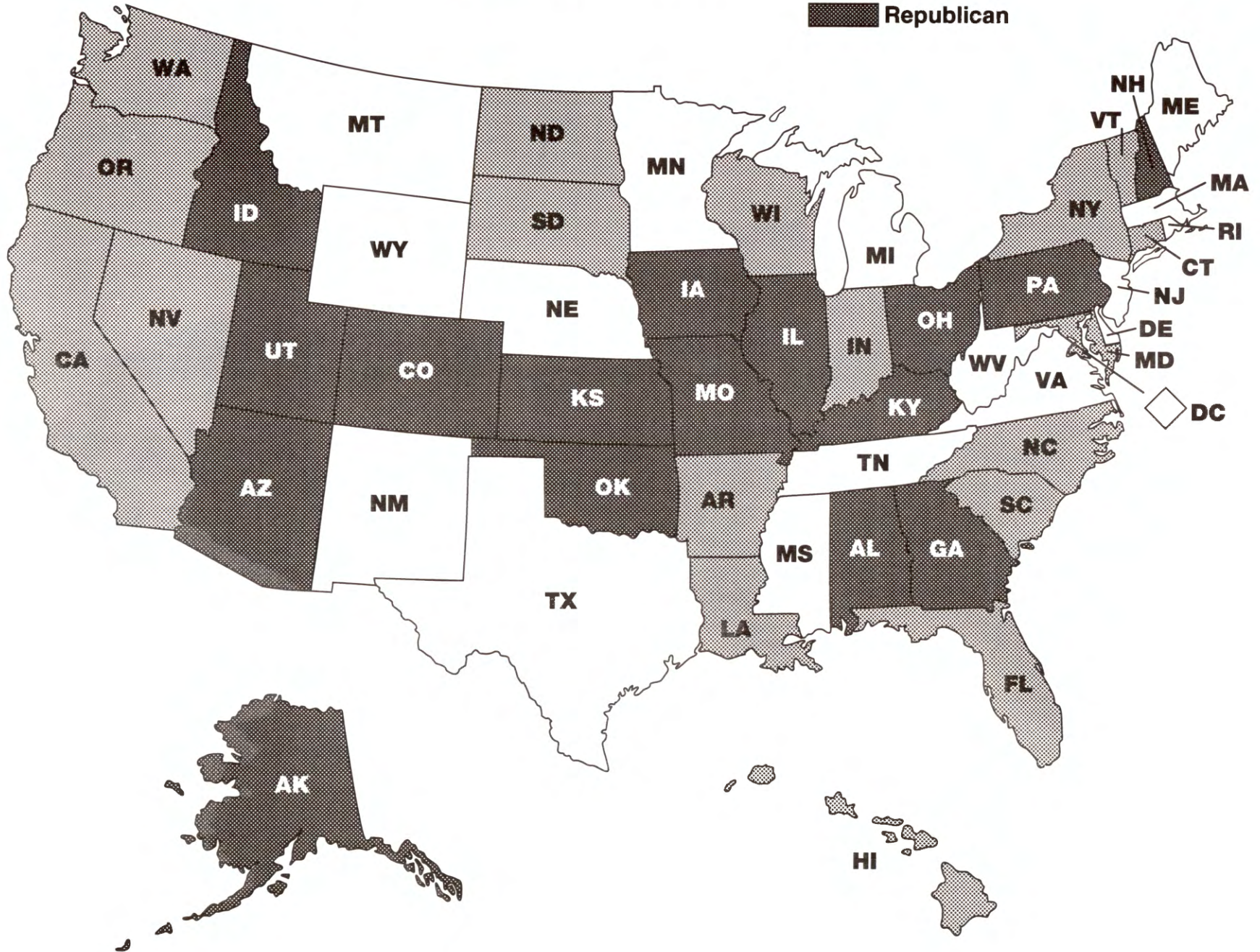
State	PRIMARY ELECTION			GENERAL ELECTION		
	Democratic	Republican	Other	Democratic	Republican	Other
AL				474,568	817,973	864
AK	17,063	82,962	6,783	43,743	165,227	12,837
AS						
AZ	100,822	207,058	1,701	275,224	696,577	41,479
AR	533,893	54,777		385,878	295,870	18,896
CA	2,793,534	2,855,317	213,284	4,411,705	3,576,351	326,897
CO	146,477	219,049		464,754	829,370	33,111
CT				628,306	312,177	23,974
DE						
DC						
FL		550,633		2,436,407	1,463,755	
GA	410,785	323,350		791,904	918,540	43,467
GU						
HI	117,359	95,725	433	315,252	70,964	11,908
ID	22,503	126,280		107,375	262,966	7,833
IL	666,419	719,522	753	1,610,496	1,709,041	74,984
IN	324,923	394,998		1,012,244	552,732	23,641
IA	86,540	150,362	53	289,049	648,480	10,378
KS	98,922	255,747		229,718	474,639	22,879
KY	568,292	205,291		563,051	569,817	12,546
LA				630,395	314,580	24,190
ME						
MD	414,160	177,652		1,062,810	444,637	
MA						
MI						
MN						
MS						
MO	301,123	245,843	2,665	690,208	830,625	56,024
MT						
NE						
NV		130,646		208,650	208,222	18,918
NH	23,771	74,787		88,883	213,477	12,596
NJ						
NM						
NY	764,638		10,436	2,386,314	1,680,203	604,288
NC	540,031	265,288		1,029,237	945,943	36,963
ND	43,494	36,770	334	134,747	75,013	3,598
OH	680,626	751,844		1,482,054	1,922,087	210
OK	419,467			268,898	570,682	20,133
OR	309,963	216,265		682,425	377,739	57,583
PA	477,359	559,938		1,028,839	1,814,180	114,753
RI						
SC		154,193		562,791	488,132	17,444
SD		51,032		162,884	95,431	3,796
TN						
TX						
UT				163,172	316,652	15,085
VT	19,290	52,813	230	154,567	48,051	11,418
VA						
VI						
WA	503,135	525,344	15,910	1,103,184	785,377	
WV						
WI	194,095	218,193	1,866	890,059	852,272	18,505
WY						
Total:	10,578,684	9,701,679	254,448	26,769,791	25,347,782	1,681,198

1998 VOTES CAST FOR THE U.S.HOUSE OF REPRESENTATIVES BY PARTY

State	PRIMARY ELECTION			GENERAL ELECTION		
	Democratic	Republican	Other	Democratic	Republican	Other
AL	64,521	43,031		545,465	665,625	4,089
AK	31,971	73,363	2,656	77,232	139,676	6,392
AS				8,138		1,924
AZ	111,962	208,287	783	406,834	573,651	23,281
AR				168,528	319,863	36,917
CA	2,647,380	2,623,867	292,085	4,040,164	3,510,494	439,036
CO	116,148	196,079		533,297	715,820	25,032
CT	42,816			495,557	442,066	16,836
DE				57,446	119,811	3,270
DC	72,171	393	493	122,228	8,610	5,521
FL		47,161		580,605	557,825	74,822
GA	280,404	350,370		592,004	1,039,711	
GU				34,179	10,763	1,111
HI	112,852	108,581	217	260,947	119,328	17,167
ID	27,404	127,767		169,389	204,568	4,872
IL	708,428	647,487	49	1,565,998	1,624,558	24,706
IN	286,088	398,153		673,322	861,951	40,598
IA	77,754	143,152	89	338,431	551,767	10,503
KS	95,443	258,777		272,252	450,025	5,171
KY	248,603	58,821		456,218	637,091	5,553
LA				213,150	97,044	
ME	52,583	52,194		280,537	124,834	9,182
MD	370,107	180,739		792,280	689,532	133
MA	518,018	131,610		1,306,281	412,508	22,964
MI	576,358	456,830	52	1,469,111	1,438,283	77,839
MN	395,767	130,881	3,356	1,090,488	862,972	86,143
MS	21,810	67,330		262,858	232,415	55,644
MO	289,518	221,791	1,741	787,655	748,432	36,030
MT	53,106	70,278		147,073	175,748	8,730
NE	62,544	201,284	8,812	104,548	392,736	28,675
NV	41,878	38,000		79,315	275,163	55,367
NH	28,008	70,929		124,000	190,170	3,575
NJ	149,950	150,058		902,374	858,367	54,748
NM	161,955	70,695	726	228,084	246,127	23,479
NY	106,644	85,697	1,456	2,179,943	1,608,117	479,300
NC	143,169	20,110		827,078	1,014,010	62,678
ND	42,512	37,063	294	119,668	87,511	5,709
OH	724,571	697,148		1,593,873	1,752,443	28,625
OK	294,356			314,358	538,194	6,096
OR	273,233	197,880		631,246	401,501	57,610
PA	488,192	529,162		1,380,834	1,472,161	42,922
RI	54,601	6,426		203,705	76,630	12,613
SC	48,510	82,180		369,790	580,028	23,858
SD	28,005			64,433	194,157	
TN	271,266	307,678		412,378	469,551	31,652
TX	657,663	468,698		1,531,234	1,786,731	143,920
UT		54,875		126,505	304,256	40,088
VT	3,469	47,696			70,740	144,393
VA		9,407		514,435	542,216	92,210
VI				24,227		6,003
WA	497,403	486,137	34,854	980,157	818,552	59,339
WV	211,396	21,221		283,272	29,136	38,869
WI	184,686	234,805	191	761,821	880,320	31,334
WY	30,632	73,201		67,399	100,687	6,133
Total:	11,705,855	10,487,292	347,854	31,572,344	32,024,475	2,522,662

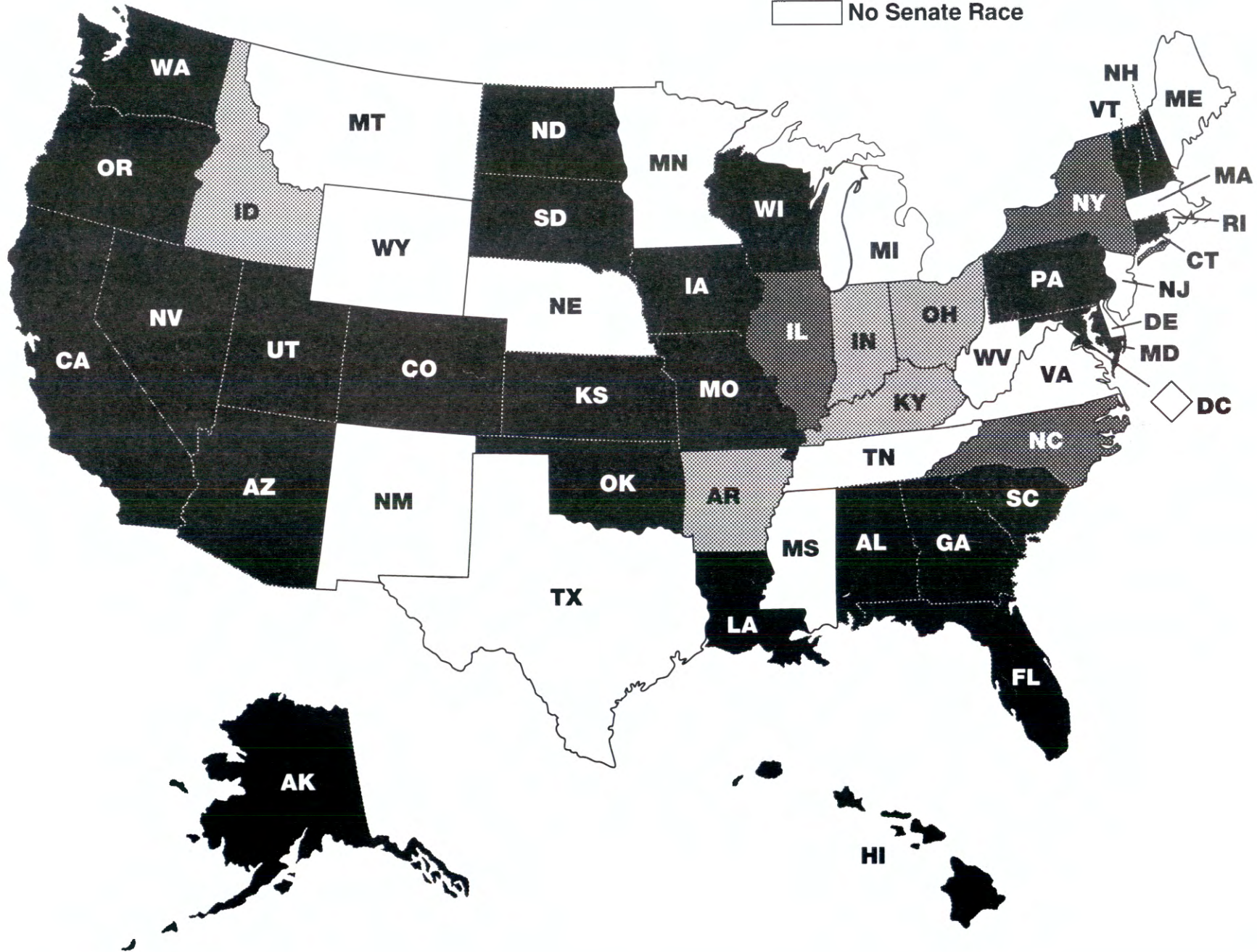
**OFFICIAL ELECTION RESULTS
FOR
UNITED STATES SENATE**

1998 U.S. Senate Victors



1998 U.S. Senate Campaigns

- Incumbent Re-elected
- Incumbent Defeated in General Election
- Open Seat
- No Senate Race



ELECTION TYPE:		PRIMARY		RUNOFF		GENERAL	
CANDIDATE NAME	PARTY	# OF VOTES	%	# OF VOTES	%	# OF VOTES	%

ALABAMA		June 2nd		November 3rd	
(I) Shelby, Richard	R	Unopposed		817,973	63.24
Suddith, Clayton	D	Unopposed		474,568	36.69
Scattered	W			864	.07
Total State Votes:				1,293,405	

ALASKA*		August 25th		November 3rd	
(I) Murkowski, Frank H.	R	76,649	71.76	165,227	74.49
Hale, William L. "Bill"	R	6,313	5.91		
Sonneman, Joseph A. "Joe"	D	10,721	10.04	43,743	19.72
Vondersaar, Frank	D	6,342	5.94		
Gottlieb, Jeffrey	GRN	4,796	4.49	7,126	3.21
Kohlhaas, Scott A.	LBT	1,987	1.86	5,046	2.27
Scattered	W			665	.30
Total State Votes:				106,808	221,807

* Alaska is a blanket primary state. All candidates, regardless of party affiliation, are listed on one ballot. All voters are presented with the same ballot to use in voting.

ARIZONA		September 8th		November 3rd	
(I) McCain, John	R	206,490	99.72	696,577	68.74
Healy, Mark	W(R)	568	.27		
Total Party Votes:		207,058			
Ranger, Ed	D	100,822	100.00	275,224	27.16
Total Party Votes:		100,822			
Zajac, John C.	LBT	1,047	65.97	23,004	2.27
Warner, Rex Allen	LBT	540	34.03		
Total Party Votes:		1,587			
Park, Bob	REF	114	100.00	18,288	1.80
Total Party Votes:		114			
Reilly, Bill	W(I)			187	.02
Total State Votes:				309,581	1,013,280

ARKANSAS		May 19th		June 9th		November 3rd	
Lincoln, Blanche Lambert	D	145,009	45.48	134,203	62.39	385,878	55.07
Bryant, Winston	D	87,183	27.35	80,889	37.61		
Ferguson, Scott, M.D.	D	44,761	14.04				
Coulter, Nate	D	41,848	13.13				
Total Party Votes:		318,801		215,092			
Boozman, Fay, M.D.	R	42,621	77.81			295,870	42.23
Prince, Tom	R	12,156	22.19				
Total Party Votes:		54,777					
Heffley, Charley E.	REF	Unopposed				18,896	2.70
Total State Votes:				373,578	215,092	700,644	

ELECTION TYPE:

PRIMARY

RUNOFF

GENERAL

CANDIDATE NAME	PARTY	# OF VOTES	%	# OF VOTES	%	# OF VOTES	%
----------------	-------	------------	---	------------	---	------------	---

CALIFORNIA*

June 2nd

November 3rd

(I) Boxer, Barbara	D	2,574,284	92.15			4,411,705	53.06
Pinkerton, John	D	219,250	7.85				
	Total Party Votes:	2,793,534					
Fong, Matt	R	1,292,662	45.27			3,576,351	43.01
Issa, Darrell	R	1,143,107	40.03				
Riggs, Frank D.	R	295,886	10.36				
Brown, John M.	R	48,941	1.71				
Raus, Mark	R	45,480	1.59				
Dao, Linh	R	29,241	1.02				
	Total Party Votes:	2,855,317					
Brown, Ted	LBT	67,408	100.00			93,959	1.13
	Total Party Votes:	67,408					
Erich, Timothy R.	REF	45,601	100.00			82,950	1.00
	Total Party Votes:	45,601					
Perrin, H. Joseph, Sr.	AIP	24,026	100.00			54,711	.66
	Total Party Votes:	24,026					
Beltran, Ophie C.	PFP	52,306	100.00			48,707	.58
	Total Party Votes:	52,306					
Rees, Brian M.	NL	23,943	100.00			46,570	.56
	Total Party Votes:	23,943					
	Total State Votes:	5,862,135				8,314,953	

* California is a blanket primary state. All candidates, regardless of party affiliation, are listed on one ballot. All voters are presented with the same ballot to use in voting.

COLORADO

August 11th

November 3rd

(I) Campbell, Ben Nighthorse	R	154,702	70.62			829,370	62.49
Eggert, Bill	R	64,347	29.38				
	Total Party Votes:	219,049					
Lamm, Dottie	D	84,929	57.98			464,754	35.02
Romero, Gil	D	61,548	42.02				
	Total Party Votes:	146,477					
Segal, David S.	LBT					14,024	1.06
Swanson, Kevin	AMC					9,775	.74
Peckman, Jeffrey	NL					4,101	.31
Heckman, John	CPP					3,230	.24
Swing, Gary	USP					1,981	.15
	Total State Votes:	365,526				1,327,235	

ELECTION TYPE:

PRIMARY

RUNOFF

GENERAL

CANDIDATE NAME	PARTY	# OF VOTES	%	# OF VOTES	%	# OF VOTES	%
----------------	-------	------------	---	------------	---	------------	---

CONNECTICUT***November 3rd**

(I) Dodd, Christopher J.	D		*			628,306	65.15
Franks, Gary A.	R		*			312,177	32.37
Kozak, William	CNC					12,261	1.27
Grasso, Lois A.	TL					6,517	.68
Moore, Wildey J.	LBT					5,196	.54
Total State Votes:						964,457	

* A candidate is endorsed by the party at the party convention. If a qualified challenger to the party endorsed candidate receives 15% of the delegate votes on roll call at the convention, and files for a primary, a primary election is held. Otherwise, the party endorsed candidate is the nominee. Democratic convention: July 17, 1998; Republican convention: July 24, 1998. Convention nominees are noted with an asterisk.

FLORIDA**September 1st****November 3rd**

(I) Graham, Bob	D		Unopposed			2,436,407	62.47
Total Party Votes:							
Crist, Charlie	R	365,894	66.45			1,463,755	37.53
Martin, Andy	R	184,739	33.55				
Total Party Votes:		550,633					
Total State Votes:		550,633				3,900,162	

GEORGIA**July 21st****November 3rd**

(I) Coverdell, Paul Douglas	R	323,350	100.00			918,540	52.37
Total Party Votes:		323,350					
Coles, Michael J.	D	312,765	76.14			791,904	45.15
Boyd, Jim "Big Jim"	D	98,020	23.86				
Total Party Votes:		410,785					
Loftman, Bertil Armin	LBT					43,467	2.48
Total State Votes:		734,135				1,753,911	

ELECTION TYPE:		PRIMARY		RUNOFF		GENERAL	
CANDIDATE NAME	PARTY	# OF VOTES	%	# OF VOTES	%	# OF VOTES	%

HAWAII*		September 19th		November 3rd			
(I) Inouye, Daniel K.	D	108,891	92.78			315,252	79.18
Thompson, Richard	D	8,468	7.22				
Total Party Votes:		117,359					
Young, Crystal	R	26,920	28.12			70,964	17.82
Friedheim, Jay Lawrence	R	18,969	19.82				
Douglass, Eugene F.	R	10,417	10.88				
Deluze, James R.	R	8,995	9.40				
Sink, William Fenton (Willy)	R	7,519	7.85				
Amen, Randolph John	R	7,476	7.81				
Gregory, Stuart	R	6,368	6.65				
Friel, Harry J.	R	5,358	5.60				
Manner, Paul	R	3,703	3.87				
Total Party Votes:		95,725					
Mallan, Lloyd (Jeff)	LBT	300	100.00			11,908	2.99
Total Party Votes:		300					
Brown, J. Turner	N	133	100.00				
Total Party Votes:		133					
Total State Votes:		213,517				398,124	

* Hawaii is a blanket primary state. All candidates, regardless of party affiliation, are listed on one ballot. All voters are presented with the same ballot to use in voting.

IDAHO		May 26th		November 3rd			
Crapo, Mike	R	110,205	87.27			262,966	69.54
Lambert, Matt	R	16,075	12.73				
Total Party Votes:		126,280					
Mauk, Bill	D	22,503	100.00			107,375	28.39
Total Party Votes:		22,503					
Mansfeld, George J.	NL					7,833	2.07
Total State Votes:		148,783				378,174	

ILLINOIS		March 17th		November 3rd			
Fitzgerald, Peter G.	R	372,916	51.83			1,709,041	50.35
Didrickson, Loleta	R	346,606	48.17				
Total Party Votes:		719,522					
(I) Moseley-Braun, Carol	D	666,419	100.00			1,610,496	47.44
Total Party Votes:		666,419					
Torgersen, Don A.	REF	403	53.52			74,704	2.20
Denari, Steve	REF	350	46.48				
Total Party Votes:		753					
Stalker, Raymond W.	W					280	.01
Total State Votes:		1,386,694				3,394,521	

ELECTION TYPE:		PRIMARY		RUNOFF		GENERAL	
CANDIDATE NAME	PARTY	# OF VOTES	%	# OF VOTES	%	# OF VOTES	%

INDIANA

May 5th*

November 3rd

Bayh, Evan	D	324,923	100.00			1,012,244	63.72
Total Party Votes:		324,923					
Helmke, Paul	R	138,960	35.18			552,732	34.79
Price, John	R	131,327	33.25				
Rusthoven, Peter	R	124,711	31.57				
Total Party Votes:		394,998					
Sink-Burris, Rebecca	LBT	*				23,641	1.49
Total State Votes:		719,921				1,588,617	

* The Libertarian party nominated by convention on April 18, 1998. Convention nominee is noted with an asterisk.

IOWA

June 2nd

November 3rd

(I) Grassley, Chuck	R	149,943	99.72			648,480	68.41
Scattered	W(R)	419	.28				
Total Party Votes:		150,362					
Osterberg, David	D	86,064	99.45			289,049	30.49
Scattered	W(D)	476	.55				
Total Party Votes:		86,540					
Scattered	W(REF)	53	100.00				
Total Party Votes:		53					
Marcus, Susan	NL					7,561	.80
Trowe, Margaret	SWP					2,542	.27
Scattered	W					275	.03
Total State Votes:		236,955				947,907	

KANSAS

August 4th*

November 3rd

(I) Brownback, Sam	R	255,747	100.00			474,639	65.27
Total Party Votes:		255,747					
Feleciano, Paul, Jr.	D	58,097	58.73			229,718	31.59
Covault, Todd	D	40,825	41.27				
Total Party Votes:		98,922					
Oyler, Tom	LBT	*				11,545	1.59
Bauman, Alvin	REF	*				11,334	1.56
Total State Votes:		354,669				727,236	

* The Libertarian party nominated by convention on May 9, 1998. The Reform party nominated by convention on June 6, 1998. Convention nominees are noted with an asterisk.

ELECTION TYPE:		PRIMARY		RUNOFF		GENERAL	
CANDIDATE NAME	PARTY	# OF VOTES	%	# OF VOTES	%	# OF VOTES	%
KENTUCKY		May 26th				November 3rd	
Bunning, Jim	R	152,493	74.28			569,817	49.75
Metcalf, Barry	R	52,798	25.72				
Total Party Votes:		205,291					
Baesler, Scotty	D	194,125	34.16			563,051	49.16
Owen, Charlie	D	166,472	29.29				
Henry, Steve L.	D	156,576	27.55				
Brown, James Henry "Jim"	D	19,975	3.51				
Williams, David L.	D	16,366	2.88				
Thompson, Ken Buchanan	D	14,778	2.60				
Total Party Votes:		568,292					
Arbegust, Charles R.	REF					12,546	1.10
Total State Votes:		773,583				1,145,414	

LOUISIANA*		November 3rd					
(I) Breaux, John B.	D					620,502	64.02
Donelon, "Jim"	R					306,616	31.64
Brown, Raymond	O					12,203	1.26
Melton, Sam Houston, Jr.	D					9,893	1.02
Ward, Darryl Paul	R					7,964	.82
Knox, L.D. "Nota," Sr.	O					6,366	.66
Diket, Jeffrey H.	O					3,227	.33
Rosenthal, Martin A.	O					2,394	.25
Total State Votes:						969,165	

* In July 1998, the U.S. Court of Appeals for the Fifth Circuit affirmed the action of the District Court in the case of Love, et al v. Foster and McKeithen (remanded from the U.S. Supreme Court), which established November 3, 1998, as the date of the 1998 Congressional election with a runoff to be held on December 5, 1998, if necessary. The ruling preserved all provisions of the current state election code with the exception of the provisions which establish the dates on which members of Congress are elected.

Section 511 of Title 18 of the Louisiana Revised Statutes of 1950, as amended, provides that a candidate who receives a majority of votes cast for an office in a primary election is elected. When no candidate achieves a majority, the two top vote-getters, regardless of party, go on to a runoff election. This section also provides that a candidate who is unopposed in the primary is declared elected by the people and is not listed on the ballot in either the primary or general election. In 1998, the runoff election, scheduled for December 5, 1998, was not necessary.

ELECTION TYPE:		PRIMARY		RUNOFF		GENERAL	
CANDIDATE NAME	PARTY	# OF VOTES	%	# OF VOTES	%	# OF VOTES	%

MARYLAND

September 15th

November 3rd

(I) Mikulski, Barbara Ann	D	349,382	84.36			1,062,810	70.50
Mallory, Ann L.	D	43,120	10.41				
Kokkonen, Kauko H.	D	21,658	5.23				
Total Party Votes:		414,160					
Pierpont, Ross Z.	R	32,691	18.40			444,637	29.50
Taylor, John	R	22,855	12.86				
Gloth, Michael	R	19,926	11.22				
Wayman, Kenneth	R	16,505	9.29				
McClanahan, Bradlyn	R	16,439	9.25				
Greyber, Howard David	R	16,177	9.11				
Stafford, John	R	15,031	8.46				
Liebmann, George	R	14,440	8.13				
Asbury, Barry Steve	R	11,881	6.69				
Scott, Thomas	R	11,707	6.59				
Total Party Votes:		177,652					
Total State Votes:		591,812				1,507,447	

MISSOURI

August 4th

November 3rd

(I) Bond, Christopher (Kit)	R	213,569	86.87			830,625	52.68
Lea, Joyce P.	R	9,685	3.94				
France, Joseph (Joe)	R	6,178	2.51				
Alsup, John R.	R	5,824	2.37				
Jones, Douglas E.	R	5,596	2.28				
Schwan, Joseph A.	R	4,991	2.03				
Total Party Votes:		245,843					
Nixon, Jeremiah W. (Jay)	D	200,339	66.53			690,208	43.77
Askew, James J.	D	57,364	19.05				
Dodson, Daniel	D	19,257	6.40				
Buck, Bob	D	14,774	4.91				
Ostrowski, Andrew	D	9,389	3.12				
Total Party Votes:		301,123					
Millay, Tamara A.	LBT	1,040	65.08			31,876	2.02
Lindstedt, Martin	LBT	558	34.92				
Total Party Votes:		1,598					
Frazier, Curt	UST	827	100.00			15,368	.97
Total Party Votes:		827					
Newport, James F.	REF	240	100.00			8,780	.56
Total Party Votes:		240					
Total State Votes:		549,631				1,576,857	

ELECTION TYPE:**PRIMARY****RUNOFF****GENERAL**

CANDIDATE NAME	PARTY	# OF VOTES	%	# OF VOTES	%	# OF VOTES	%
-----------------------	--------------	-------------------	----------	-------------------	----------	-------------------	----------

NEVADA**September 1st****November 3rd***

(I) Reid, Harry	D	Unopposed		208,650	47.88		
Total Party Votes:							
Ensign, John	R	105,263	80.57	208,222	47.78		
Stephens, Ralph W.	R	13,679	10.47				
None Of These Candidates	R	11,704	8.96				
Total Party Votes:		130,646					
None Of These Candidates				8,125	1.86		
Cloud, Michael	LBT			8,044	1.84		
Williams, Michael E.	NL			2,749	.63		
Total State Votes:		130,646		435,790			

* The general election results shown above are the results of a recount conducted in accordance with the Nevada Revised Statutes.

NEW HAMPSHIRE**September 8th****November 3rd**

(I) Gregg, Judd	R	63,729	85.21	213,477	67.78		
Weber, "Phil"	R	10,784	14.42				
Scattered	W(R)	232	.31				
Condodemetraky, George	W(R)	42	.06				
Total Party Votes:		74,787					
Condodemetraky, George	D	22,988	96.71	88,883	28.22		
Gregg, Judd	W(D)	392	1.65				
Scattered	W(D)	357	1.50				
Weber, "Phil"	W(D)	34	.14				
Total Party Votes:		23,771					
Christeson, Brian	I (LBT)			7,603	2.41		
Kendel, Roy	I (IAP)			4,733	1.50		
Scattered	W			260	.08		
Total State Votes:		98,558		314,956			

ELECTION TYPE:		PRIMARY		RUNOFF		GENERAL	
CANDIDATE NAME	PARTY	# OF VOTES	%	# OF VOTES	%	# OF VOTES	%
NEW YORK		September 15th				November 3rd	
Schumer, Charles E.						Combined Parties: 2,551,065	54.62
Schumer, Charles E.	D	388,701	50.83			[2,386,314]	
Ferraro, Geraldine A.	D	201,625	26.37				
Green, Mark	D	145,819	19.07				
Melendez, Eric Ruano	D	28,493	3.73				
	Total Party Votes:	764,638					
Schumer, Charles E.	IDP	2,562	58.04			[109,027]	
Green, Mark	IDP	1,852	41.96				
	Total Party Votes:	4,414					
Schumer, Charles E.	L	Unopposed				[55,724]	
	Total Party Votes:						
(I) D'Amato, Al						Combined Parties: 2,058,988	44.08
D'Amato, Al	R	Unopposed				[1,680,203]	
	Total Party Votes:						
D'Amato, Al	C	Unopposed				[274,220]	
	Total Party Votes:						
D'Amato, Al	RTL	3,798	63.07			[104,565]	
Droleskey, Thomas A.	RTL	2,224	36.93				
	Total Party Votes:	6,022					
Kurtz, Corrine E.	MRP					34,281	.73
Kovel, Joel	GRN					14,735	.32
McMillen, William P.	LBT					8,223	.18
Berbeo, Rose Ana	SWP					3,513	.08
	Total State Votes:	775,074				4,670,805	

NORTH CAROLINA		May 5th		November 3rd			
Edwards, John	D	277,468	51.38			1,029,237	51.15
Martin, D. G.	D	149,049	27.60				
Scarborough, Ella	D	55,486	10.27				
Ayres, Robert Junior "Bob"	D	22,477	4.16				
Robinson, Mike	D	20,178	3.74				
Carmack, James Everette	D	8,200	1.52				
Gay, Gene	D	7,173	1.33				
	Total Party Votes:	540,031					
(I) Faircloth, Lauch	R	217,035	81.81			945,943	47.01
Franks, Steve	R	34,459	12.99				
Plyler, Leonard D.	R	13,794	5.20				
	Total Party Votes:	265,288					
Howe, Barbara	LBT					36,963	1.84
	Total State Votes:	805,319				2,012,143	

ELECTION TYPE:		PRIMARY		RUNOFF		GENERAL	
CANDIDATE NAME	PARTY	# OF VOTES	%	# OF VOTES	%	# OF VOTES	%

NORTH DAKOTA

June 9th

November 3rd

(I) Dorgan, Byron L.	DNL	43,494	100.00			134,747	63.16
	Total Party Votes:	43,494					
Nalewaja, Donna	R	24,666	67.08			75,013	35.16
Solar, Larry D.	R	12,104	32.92				
	Total Party Votes:	36,770					
McLain, Harley	REF	334	100.00			3,598	1.69
	Total Party Votes:	334					
	Total State Votes:	80,598				213,358	

OHIO

May 5th

November 3rd

Voinovich, George V.	R	543,833	72.33			1,922,087	56.46
McCullough, David	R	208,011	27.67				
	Total Party Votes:	751,844					
Boyle, Mary O.	D	680,626	100.00			1,482,054	43.53
	Total Party Votes:	680,626					
Hoyt, Michael Robert	W					210	.01
	Total State Votes:	1,432,470				3,404,351	

OKLAHOMA

August 25th

September 15th

November 3rd

(I) Nickles, Don	R	Unopposed				570,682	66.38
	Total Party Votes:						
Carroll, Don E.	D	120,759	45.88	117,442	75.16	268,898	31.28
Ledgerwood, Jacquelyn Morrow Lewis	D	56,393	21.42	38,817	24.84		
Kobyluk, Jerry	D	54,196	20.59				
Nixon, Arlie	D	31,860	12.10				
	Total Party Votes:	263,208		156,259			
Morris, Mike	I					15,516	1.80
Yandell, Argus W., Jr.	I					4,617	.54
	Total Party Votes:						
	Total State Votes:	263,208		156,259		859,713	

ELECTION TYPE:		PRIMARY		RUNOFF		GENERAL	
CANDIDATE NAME	PARTY	# OF VOTES	%	# OF VOTES	%	# OF VOTES	%

OREGON		May 19th		November 3rd			
(I) Wyden, Ron	D	283,654	91.51			682,425	61.05
Sweeney, John	D	25,456	8.21				
Scattered	W(D)	853	.28				
Total Party Votes:		309,963					
Lim, John	R	135,048	62.44			377,739	33.79
Fitzpatrick, John Michael	R	58,139	26.88				
Christian, Valentine	R	20,569	9.51				
Scattered	W(R)	2,509	1.16				
Total Party Votes:		216,265					
Moskowitz, Karyn	PAC					22,024	1.97
Brewster, Jim	LBT					18,221	1.63
Campbell, Michael A.	NL					8,372	.75
Braa, Dean M.	SOC					7,553	.68
Scattered	W					1,413	.13
Total State Votes:		526,228				1,117,747	

PENNSYLVANIA		May 19th		November 3rd			
(I) Specter, Arlen	R	376,322	67.21			1,814,180	61.34
Murphy, Larry	R	101,120	18.06				
Lingenfelter, Tom	R	82,168	14.67				
Scattered	W(R)	328	.06				
Total Party Votes:		559,938					
Lloyd, Bill	D	236,435	49.53			1,028,839	34.78
Orloski, Richard J.	D	121,669	25.49				
Cusick, Richard J.	D	118,684	24.86				
Scattered	W(D)	571	.12				
Total Party Votes:		477,359					
Snyder, Dean	CST					68,377	2.31
Iannantuono, Jack	LBT					46,103	1.56
Scattered	W					273	.01
Total State Votes:		1,037,297				2,957,772	

SOUTH CAROLINA*		June 9th		November 3rd			
(I) Hollings, Fritz	D	Unopposed				562,791	52.68
Total Party Votes:							
Inglis, Bob	R	115,029	74.60			488,132	45.69
Brown, Stephen	R	33,530	21.74				
Legrand, Elton	R	5,634	3.65				
Total Party Votes:		154,193					
Quillian, Richard T.	LBT		*			16,987	1.59
Scattered	W					457	.04
Total State Votes:		154,193				1,068,367	

* The Libertarian party nominated by convention on May 9, 1998. Convention nominee is noted with an asterisk.

ELECTION TYPE:		PRIMARY		RUNOFF		GENERAL	
CANDIDATE NAME	PARTY	# OF VOTES	%	# OF VOTES	%	# OF VOTES	%

SOUTH DAKOTA

June 2nd

November 3rd

(I) Daschle, Tom	D	Unopposed		162,884	62.14		
Total Party Votes:							
Schmidt, Ron	R	26,540	52.01	95,431	36.41		
Aker, Alan	R	19,200	37.62				
Sanders, John M.	R	5,292	10.37				
Total Party Votes:		51,032					
Dale, Byron	LBT	Unopposed		3,796	1.45		
Total Party Votes:							
Total State Votes:		51,032				262,111	

UTAH

June 23rd*

November 3rd

(I) Bennett, Robert F.	R	*		316,652	63.98		
Anderson, Hartley D.	R						
Leckman, Scott	D	*		163,172	32.97		
Van Horn, Gary R.	IAP	*		15,073	3.04		
Harris, Lamont	IAP						
Workman, David E.	W			12	.00		
Total State Votes:						494,909	

* A candidate who receives more than 70% of the party convention vote is the nominee. If no candidate achieves that majority, a primary election is held between the two candidates receiving the highest number of votes. Democratic convention: May 2, 1998; Republican convention: May 9, 1998; Independent American convention: May 16, 1998. At the Republican convention, the results were: Bennett 2,658; Anderson 859. At the Independent American convention, the results were: Van Horn 32; Harris 10. Convention nominees are noted with an asterisk.

VERMONT

September 8th

November 3rd

(I) Leahy, Patrick	D	18,643	96.64	154,567	72.22		
Scattered	W(D)	647	3.35				
Total Party Votes:		19,290					
Tuttle, Fred H.	R	28,355	53.69	48,051	22.45		
McMullen, Jack	R	23,321	44.16				
Scattered	W(R)	1,137	2.15				
Total Party Votes:		52,813					
Douglas, Hugh	LBT			4,199	1.96		
Nelson, Barry M.	I			2,893	1.35		
Melamede, Bob (Dr. Bob)	GRT-VT	137	59.56	2,459	1.15		
Scattered	W(GRT-VT)	93	40.43				
Total Party Votes:		230					
Levy, Jerry	LU			1,238	.58		
Scattered	W			629	.29		
Total State Votes:		72,333				214,036	

ELECTION TYPE:		PRIMARY		RUNOFF		GENERAL	
CANDIDATE NAME	PARTY	# OF VOTES	%	# OF VOTES	%	# OF VOTES	%

WASHINGTON

September 15th

November 3rd

(I) Murray, Patty	D	479,009	95.20			1,103,184	58.41
Amundson, Thor	D	10,905	2.17				
Stokes, James Sherwood	D	5,989	1.19				
Vernier, Harvey	D	3,882	.77				
Medley, Robert Tilden	D	3,350	.66				
Total Party Votes:		503,135					
Smith, Linda	R	337,407	64.22			785,377	41.59
Bayley, Chris	R	155,864	29.67				
Hanson, Warren E.	R	22,411	4.26				
Marshall, John	R	9,662	1.84				
Total Party Votes:		525,344					
Mover, Mike The	REF	6,596	54.06				
Thompson, Steve	REF	3,371	27.63				
Jackson, Charlie R.	REF	2,234	18.31				
Total Party Votes:		12,201					
Bailey, Nan	SWP	3,709	100.00				
Total Party Votes:		3,709					
Total State Votes:		1,044,389				1,888,561	

WISCONSIN

September 8th

November 3rd

(I) Feingold, Russ	D	193,505	99.70			890,059	50.55
Scattered	W(D)	590	.30				
Total Party Votes:		194,095					
Neumann, Mark W.	R	217,527	99.69			852,272	48.40
Scattered	W(R)	666	.30				
Total Party Votes:		218,193					
Raymond, Robert R.	UST	1,123	99.47			7,942	.45
Scattered	W(UST)	6	.53				
Total Party Votes:		1,129					
Ender, Tom	LBT	730	99.32			5,591	.32
Scattered	W(LBT)	5	.68				
Total Party Votes:		735					
Hem, Eugene A.	I					4,266	.24
Scattered	W					706	.04
Scattered	W(NPP)	2	100.00				
Total Party Votes:		2					
Total State Votes:		414,154				1,760,836	

SENATE RACES: SIX YEAR CYCLE

CLASS UP IN 1998 (WINNERS)

ALABAMA: Richard Shelby (R)
ALASKA: Frank H. Murkowski (R)
ARIZONA: John McCain (R)
ARKANSAS: Blanche Lambert Lincoln (D)
CALIFORNIA: Barbara Boxer (D)
COLORADO: Ben Nighthorse Campbell (R)
CONNECTICUT: Christopher J. Dodd (D)
FLORIDA: Bob Graham (D)
GEORGIA: Paul Coverdell (R)
HAWAII: Daniel K. Inouye (D)
IDAHO: Michael D. Crapo (R)
ILLINOIS: Peter Fitzgerald (R)
INDIANA: Evan Bayh (D)
IOWA: Charles E. Grassley (R)
KANSAS: Sam Brownback (R)
KENTUCKY: Jim Bunning (R)
LOUISIANA: John B. Breaux (D)
MARYLAND: Barbara A. Mikulski (D)
MISSOURI: Christopher S. Bond (R)
NEVADA: Harry Reid (D)
NEW HAMPSHIRE: Judd Gregg (R)
NEW YORK: Charles E. Schumer (D)
NORTH CAROLINA: John Edwards (D)
NORTH DAKOTA: Byron L. Dorgan (D)
OHIO: George V. Voinovich (R)
OKLAHOMA: Don Nickles (R)
OREGON: Ron Wyden (D)
PENNSYLVANIA: Arlen Specter (R)
SOUTH CAROLINA: Ernest F. Hollings (D)
SOUTH DAKOTA: Tom Daschle (D)
UTAH: Robert F. Bennett (R)
VERMONT: Patrick J. Leahy (D)
WASHINGTON: Patty Murray (D)
WISCONSIN: Russell D. Feingold (D)

CLASS UP IN 2000 WITH CURRENT INCUMBENTS

ARIZONA: Jon Kyl (R)
CALIFORNIA: Dianne Feinstein (D)
CONNECTICUT: Joseph I. Lieberman (D)
DELAWARE: William V. Roth, Jr. (R)
FLORIDA: Connie Mack, III (R)
HAWAII: Daniel K. Akaka (D)
INDIANA: Richard G. Lugar (R)
MAINE: Olympia J. Snowe (R)
MARYLAND: Paul S. Sarbanes (D)
MASSACHUSETTS: Edward M. Kennedy (D)
MICHIGAN: Spencer Abraham (R)
MINNESOTA: Rod Grams (I-R)
MISSISSIPPI: Trent Lott (R)
MISSOURI: John Ashcroft (R)
MONTANA: Conrad R. Burns (R)
NEBRASKA: Bob Kerrey (D)
NEVADA: Richard H. Bryan (D)
NEW JERSEY: Frank R. Lautenberg (D)
NEW MEXICO: Jeff Bingaman (D)
NEW YORK: Daniel P. Moynihan (D)
NORTH DAKOTA: Kent Conrad (D)
OHIO: Mike DeWine (R)
PENNSYLVANIA: Rick Santorum (R)
RHODE ISLAND: John H. Chafee (R)
TENNESSEE: Bill Frist (R)
TEXAS: Kay Bailey Hutchison (R)
UTAH: Orrin G. Hatch (R)
VERMONT: James M. Jeffords (R)
VIRGINIA: Charles S. Robb (D)
WASHINGTON: Slade Gorton (R)
WEST VIRGINIA: Robert C. Byrd (D)
WISCONSIN: Herbert H. Kohl (D)
WYOMING: Craig Thomas (R)

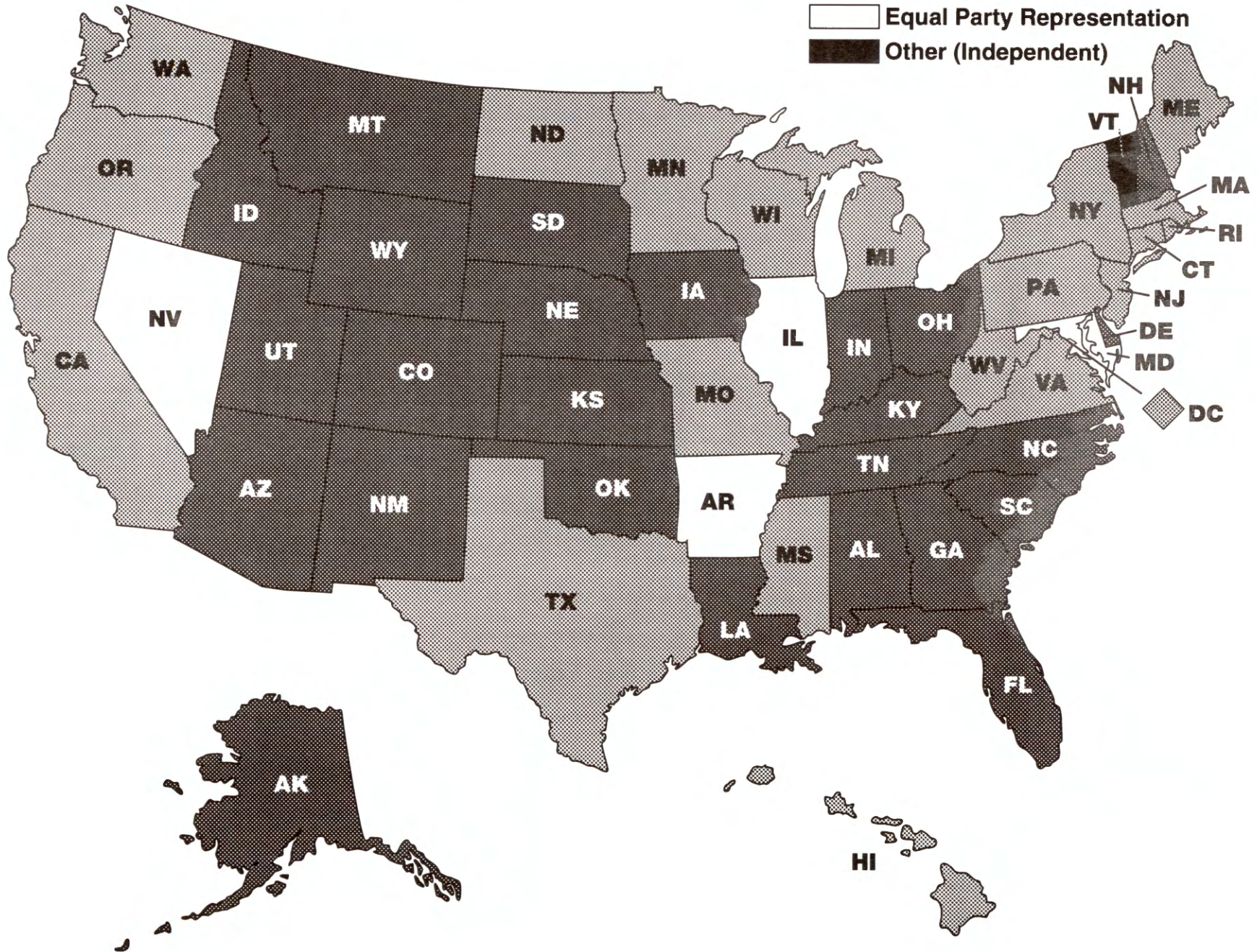
CLASS UP IN 2002 WITH CURRENT INCUMBENTS

ALABAMA: Jeff Sessions (R)
ALASKA: Ted Stevens (R)
ARKANSAS: Tim Hutchinson (R)
COLORADO: Wayne A. Allard (R)
DELAWARE: Joseph R. Biden, Jr. (D)
GEORGIA: Max Cleland (D)
IDAHO: Larry E. Craig (R)
ILLINOIS: Richard J. Durbin (D)
IOWA: Tom Harkin (D)
KANSAS: Pat Roberts (R)
KENTUCKY: Mitch McConnell (R)
LOUISIANA: Mary Landrieu (D)
MAINE: Susan Collins (R)
MASSACHUSETTS: John F. Kerry (D)
MICHIGAN: Carl Levin (D)
MINNESOTA: Paul D. Wellstone (D)
MISSISSIPPI: Thad Cochran (R)
MONTANA: Max Baucus (D)
NEBRASKA: Charles Hagel (R)
NEW HAMPSHIRE: Robert C. Smith (R)
NEW JERSEY: Robert Torricelli (D)
NEW MEXICO: Pete V. Domenici (R)
NORTH CAROLINA: Jesse Helms (R)
OKLAHOMA: James M. Inhofe (R)
OREGON: Gordon Smith (R)
RHODE ISLAND: Jack Reed (D)
SOUTH CAROLINA: Strom Thurmond (R)
SOUTH DAKOTA: Tim Johnson (R)
TENNESSEE: Fred Thompson (R)
TEXAS: Phil Gramm (R)
VIRGINIA: John W. Warner (R)
WEST VIRGINIA: Jay Rockefeller (D)
WYOMING: Mike Enzi (R)

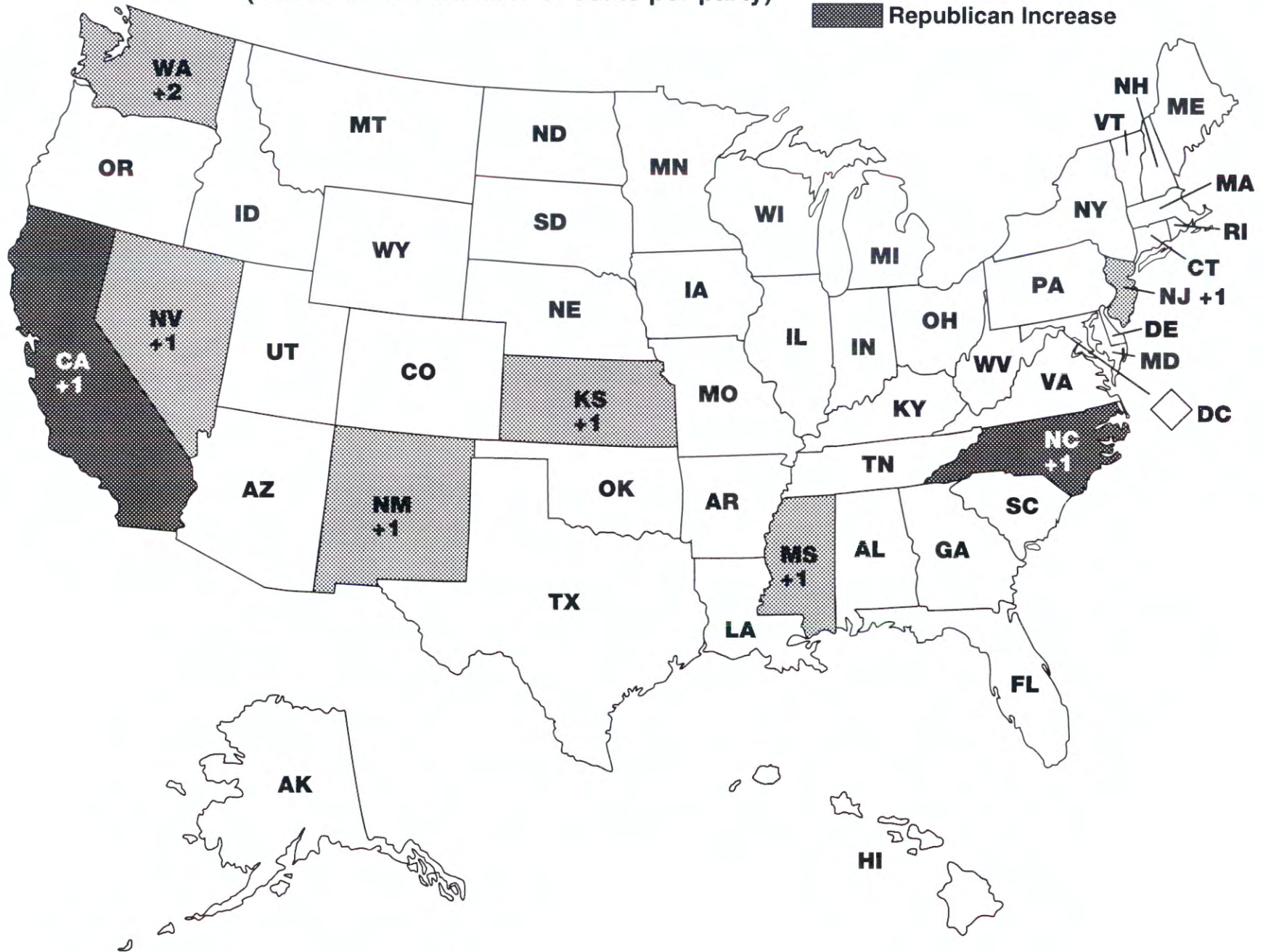
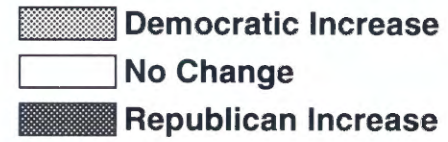
**OFFICIAL ELECTION RESULTS
FOR
UNITED STATES HOUSE OF REPRESENTATIVES**

1999 U.S. House Delegations

- Majority Democratic
- Majority Republican
- Equal Party Representation
- Other (Independent)



1998 Party Gains in the U.S. House of Representatives (Based on the number of seats per party)



ELECTION TYPE:		PRIMARY		RUNOFF		GENERAL	
CANDIDATE NAME	PARTY	# OF VOTES	%	# OF VOTES	%	# OF VOTES	%

ALABAMA

June 2nd

November 3rd

DISTRICT 1							
(I)	Callahan, H. L. "Sonny"	R		Unopposed		112,872	99.39
	Scattered	W				692	.61
	Total District Votes:					113,564	

DISTRICT 2							
(I)	Everett, Terry	R		Unopposed		131,428	69.29
	Fondren, Joe	D		Unopposed		58,136	30.65
	Scattered	W				105	.06
	Total District Votes:					189,669	

DISTRICT 3							
(I)	Riley, Bob	R		Unopposed		101,731	58.06
	Turnham, Joe	D		Unopposed		73,357	41.87
	Scattered	W				129	.07
	Total District Votes:					175,217	

DISTRICT 4							
(I)	Aderholt, Robert	R		Unopposed		106,297	56.40
	Bevill, Don	D	39,280	60.88		82,065	43.54
	Wilson, Robert T. (Bob)	D	25,241	39.12			
	Total Party Votes:		64,521				
	Scattered	W				114	.06
	Total District Votes:		64,521			188,476	

DISTRICT 5							
(I)	Cramer, Bud	D		Unopposed		134,819	69.68
	Aust, Gil	R	29,679	68.97		58,536	30.25
	Dixon, Herb	R	13,352	31.03			
	Total Party Votes:		43,031				
	Scattered	W				135	.07
	Total District Votes:		43,031			193,490	

DISTRICT 6							
(I)	Bachus, Spencer	R		Unopposed		154,761	71.79
	Smalley, Donna Wesson	D		Unopposed		60,657	28.14
	Scattered	W				164	.08
	Total District Votes:					215,582	

DISTRICT 7							
(I)	Hilliard, Earl F.	D		Unopposed		136,431	98.02
	Scattered	W				2,750	1.98
	Total District Votes:					139,181	

	Total State Votes:		107,552			1,215,179	

ELECTION TYPE:		PRIMARY		RUNOFF		GENERAL	
CANDIDATE NAME	PARTY	# OF VOTES	%	# OF VOTES	%	# OF VOTES	%

ALASKA*		August 25th		November 3rd			
(I) Young, Don	R	65,987	61.10			139,676	62.55
Dore, Jim	R	7,376	6.83				
Duncan, Jim	D	27,685	25.64			77,232	34.59
Pechek, Stuart D. "Stu"	D	4,286	3.97				
Grames, John J.G. "Johnny"	GRN	2,656	2.46			5,923	2.65
Scattered	W					469	.21
Total State Votes:		107,990				223,300	

* Alaska is a blanket primary state. All candidates, regardless of party affiliation, are listed on one ballot. All voters are presented with the same ballot to use in voting.

AMERICAN SAMOA		November 3rd*	
(I) Faleomavaega, Eni F. H.	D		8,138 80.88
Pene, Seigafolava R.	I		1,273 12.65
Coleman, Aumua Amata	W		651 6.47
Total Votes:		10,062	

* A runoff election on November 17, 1998 was not required. Therefore, the November 3rd election was considered the general election and a primary election was not held.

ARIZONA		September 8th		November 3rd	
DISTRICT 1					
Salmon, Matt	R	32,792	100.00	98,840	64.62
Total Party Votes:		32,792			
Mendoza, David #	D			54,108	35.38
Cox, John	D	8,600	100.00		
Total Party Votes:		8,600			
Total District Votes:		41,392		152,948	

Because of the death of John Cox, Mendoza was selected by the party after the primary election to be the general election nominee.

DISTRICT 2					
(I) Pastor, Ed	D	18,719	100.00	57,178	67.78
Total Party Votes:		18,719			
Barron, Ed	R	9,164	100.00	23,628	28.01
Total Party Votes:		9,164			
Duncan, Rick	LBT	167	100.00	2,646	3.14
Total Party Votes:		167			
Schultz, Gregory R.	REF	8	100.00	911	1.08
Total Party Votes:		8			
Total District Votes:		28,058		84,363	

ELECTION TYPE:		PRIMARY		RUNOFF		GENERAL	
CANDIDATE NAME	PARTY	# OF VOTES	%	# OF VOTES	%	# OF VOTES	%

ARIZONA (Continued)

September 8th

November 3rd

DISTRICT 3

(I) Stump, Bob	R	54,353	100.00			137,618	67.25
	Total Party Votes:	54,353					
Starky, Stuart Marc	D	16,580	100.00			66,979	32.73
	Total Party Votes:	16,580					
Jankowski, Benjamin H.	W(D)					26	.01
	Total District Votes:	70,933				204,623	

DISTRICT 4

(I) Shadegg, John	R	36,506	100.00			102,722	64.68
	Total Party Votes:	36,506					
Ehst, Eric	D	6,934	57.22			49,538	31.19
Milton, Maria Elena	D	5,183	42.77				
	Total Party Votes:	12,117					
Hancock, Ernest	W(LBT)/LBT	33	100.00			3,805	2.40
	Total Party Votes:	33					
Quelland, Doug	I					2,757	1.74
	Total District Votes:	48,656				158,822	

DISTRICT 5

(I) Kolbe, Jim	R	33,213	77.18			103,952	51.60
Sweeney, Joseph	R	9,818	22.82				
	Total Party Votes:	43,031					
Volgy, Tom	D	22,411	74.55			91,030	45.18
Bryant, Wayne	D	7,652	25.45				
	Total Party Votes:	30,063					
Murphy, Phil	LBT	402	100.00			4,946	2.45
	Total Party Votes:	402					
Connery, Robert "Bob," Sr.	REF	13	100.00			1,545	.77
	Total Party Votes:	13					
	Total District Votes:	73,509				201,473	

DISTRICT 6

(I) Hayworth, J. D.	R	32,441	100.00			106,891	53.04
	Total Party Votes:	32,441					
Owens, Steve	D	25,883	100.00			88,001	43.66
	Total Party Votes:	25,883					
Anderson, Robert	LBT	160	100.00			6,645	3.30
	Total Party Votes:	160					
	Total District Votes:	58,484				201,537	
	Total State Votes:	321,032				1,003,766	

ELECTION TYPE:		PRIMARY		RUNOFF		GENERAL	
CANDIDATE NAME	PARTY	# OF VOTES	%	# OF VOTES	%	# OF VOTES	%

ARKANSAS

May 19th

November 3rd

DISTRICT 1							
(I)	Berry, Marion	D	Unopposed			Unopposed	
DISTRICT 2							
(I)	Snyder, Vic	D	Unopposed		100,334	57.97	
	Wyrick, Phil	R	Unopposed		72,737	42.03	
	Total District Votes:				173,071		
DISTRICT 3							
(I)	Hutchinson, Asa	R	Unopposed		154,780	80.74	
	Forbes, Ralph	REF	Unopposed		36,917	19.26	
	Total District Votes:				191,697		
DISTRICT 4							
(I)	Dickey, Jay	R	Unopposed		92,346	57.52	
	Smith, Judy	D	Unopposed		68,194	42.48	
	Total District Votes:				160,540		
	Total State Votes:				525,308		

CALIFORNIA*

June 2nd

November 3rd

DISTRICT 1							
	Thompson, Mike	D	77,544	78.02		121,713	61.85
	Hennefer, Jim	D	21,841	21.98			
	Total Party Votes:		99,385				
	Luce, Mark C.	R	30,532	68.98		64,622	32.84
	Chase, R. J. "Jim"	R	13,729	31.02			
	Total Party Votes:		44,261				
	Rossi, Emil P.	LBT	2,489	57.18		5,404	2.75
	Oglesby, James R.	LBT	1,864	42.82			
	Total Party Votes:		4,353				
	Jones, Ernest K., Jr.	PFP	3,401	100.00		4,996	2.54
	Total Party Votes:		3401				
	Weisner, Lawrence R.	W				37	.02
	Total District Votes:		151,400			196,772	
DISTRICT 2							
(I)	Herger, Wally	R	102,806	89.95		128,372	62.51
	Todd, Bob	R	11,487	10.05			
	Total Party Votes:		114,293				
	Braden, Roberts "Rob"	D	45,049	100.00		70,837	34.49
	Total Party Votes:		45,049				
	Thiessen, Patrice	NL	5,117	100.00		6,138	2.99
	Total Party Votes:		5,117				
	Scott, Stephen F.	W				20	.01
	Total District Votes:		164,459			205,367	

* California is a blanket primary state. All candidates, regardless of party affiliation, are listed on one ballot. All voters are presented with the same ballot to use in voting.

ELECTION TYPE:		PRIMARY		RUNOFF		GENERAL	
CANDIDATE NAME	PARTY	# OF VOTES	%	# OF VOTES	%	# OF VOTES	%
CALIFORNIA (Continued)		June 2nd		November 3rd			
DISTRICT 3							
Ose, Doug	R	44,866	51.39			100,621	52.40
Alby, Barbara	R	27,988	32.06				
Schaupp, Charles	R	12,277	14.06				
Arrowsmith, Nathan L.	R	2,167	2.48				
	Total Party Votes:	87,298					
Dunn, Sandie	D	34,012	58.89			86,471	45.04
Beeman, Howard	D	13,768	23.84				
Kent, Bob	D	6,403	11.09				
Basrai, Sarb	D	3,570	6.18				
	Total Party Votes:	57,753					
Crain, Ross	LBT	2,660	100.00			4,914	2.56
	Total Party Votes:	2,660					
	Total District Votes:	147,711				192,006	
DISTRICT 4							
(I) Doolittle, John T.	R	119,812	100.00			155,306	62.57
	Total Party Votes:	119,812					
Shapiro, David	D	56,829	100.00			85,394	34.40
	Total Party Votes:	56,829					
Winterrowd, Dan	LBT	8,108	100.00			7,524	3.03
	Total Party Votes:	8,108					
	Total District Votes:	184,749				248,224	
DISTRICT 5							
(I) Matsui, Robert T.	D	94,745	100.00			130,715	71.88
	Total Party Votes:	94,745					
Dinsmore, Robert S.	R	23,905	64.87			47,307	26.02
Gorre, Edward E.	R	12,947	35.13				
	Total Party Votes:	36,852					
Tuma, Douglas Arthur	LBT	2,670	100.00			3,746	2.06
	Total Party Votes:	2,670					
Adams, Ken	W					70	.04
	Total District Votes:	134,267				181,838	
DISTRICT 6							
(I) Woolsey, Lynn	D	110,364	100.00			158,446	68.01
	Total Party Votes:	110,364					
McAuliffe, Ken	R	31,153	56.29			69,295	29.74
Stavert, Gisele	R	24,187	43.71				
	Total Party Votes:	55,340					
Barreca, Alan R.	NL	3,882	100.00			5,240	2.25
	Total Party Votes:	3,882					
	Total District Votes:	169,586				232,981	

ELECTION TYPE:		PRIMARY		RUNOFF		GENERAL	
CANDIDATE NAME	PARTY	# OF VOTES	%	# OF VOTES	%	# OF VOTES	%

CALIFORNIA (Continued)

June 2nd

November 3rd

DISTRICT 7							
(I)	Miller, George	D	87,533	100.00		125,842	76.67
	Total Party Votes:		87,533				
	Reece, Norman H.	R	27,142	100.00		38,290	23.33
	Total Party Votes:		27,142				
	Total District Votes:		114,675			164,132	

DISTRICT 8							
(I)	Pelosi, Nancy	D	106,001	100.00		148,027	85.83
	Total Party Votes:		106,001				
	Martz, David J.	R	15,374	100.00		20,781	12.05
	Total Party Votes:		15,374				
	Smithstein, David	NL	3,714	100.00		3,654	2.12
	Total Party Votes:		3,714				
	Total District Votes:		125,089			172,462	

DISTRICT 9							
(I)	Lee, Barbara	D	87,389	82.21		140,722	82.83
	Harper, Greg	D	13,103	12.32			
	Stewart, Randal	D	5,812	5.47			
	Total Party Votes:		106,304				
	Sanders, Claiborne "Clay"	R	13,833	100.00		22,431	13.20
	Total Party Votes:		13,833				
	Sanders, Gerald	PFP	2,594	100.00		4,767	2.80
	Total Party Votes:		2,594				
	Ruehlig, Walter	NL	1,758	100.00		1,975	1.16
	Total Party Votes:		1,758				
	Total District Votes:		124,489			169,895	

DISTRICT 10							
(I)	Tauscher, Ellen O.	D	89,275	100.00		127,134	53.46
	Total Party Votes:		89,275				
	Ball, Charles	R	38,739	56.02		103,299	43.44
	Blake, Gordon Thomas	R	17,020	24.61			
	Williams, Dave	R	9,021	13.04			
	Amador, Don	R	4,370	6.32			
	Total Party Votes:		69,150				
	Janlois, Valerie	NL	2,640	100.00		3,941	1.66
	Total Party Votes:		2,640				
	Place, John	REF	2,206	100.00		3,435	1.44
	Total Party Votes:		2,206				
	Total District Votes:		163,271			237,809	

ELECTION TYPE:		PRIMARY		RUNOFF		GENERAL	
CANDIDATE NAME	PARTY	# OF VOTES	%	# OF VOTES	%	# OF VOTES	%

CALIFORNIA (Continued)

June 2nd

November 3rd

DISTRICT 11

(I) Pombo, Richard W.	R	72,378	100.00			95,496	61.43
	Total Party Votes:	72,378					
Figueroa, Robert L.	D	37,285	100.00			56,345	36.25
	Total Party Votes:	37,285					
Baird, Jesse	LBT	3,713	100.00			3,608	2.32
	Total Party Votes:	3,713					
	Total District Votes:	113,376				155,449	

DISTRICT 12

(I) Lantos, Tom	D	88,917	100.00			128,135	73.98
	Total Party Votes:	88,917					
Evans, Robert H., Jr.	R	27,038	100.00			36,562	21.11
	Total Party Votes:	27,038					
Moloney, Michael J.	LBT	8,372	100.00			8,515	4.92
	Total Party Votes:	8,372					
	Total District Votes:	124,327				173,212	

DISTRICT 13

(I) Stark, Fortney Pete	D	69,405	100.00			101,671	71.20
	Total Party Votes:	69,405					
Goetz, James R.	R	28,613	100.00			38,050	26.65
	Total Party Votes:	28,613					
Beylikjian, Karnig	NL	2,908	100.00			3,066	2.15
	Total Party Votes:	2,908					
	Total District Votes:	100,926				142,787	

DISTRICT 14

(I) Eshoo, Anna G.	D	85,511	93.94			129,663	68.64
Kiehle, George	D	5,512	6.06				
	Total Party Votes:	91,023					
Haugen, John C. "Chris"	R	17,549	52.77			53,719	28.44
Manzler, Henry E. "Bud"	R	15,706	47.23				
	Total Party Votes:	33,255					
Dehn, Joseph W., III	LBT	2,836	100.00			3,166	1.68
	Total Party Votes:	2,836					
Currivan, Anna	NL	2,009	100.00			2,362	1.25
	Total Party Votes:	2,009					
	Total District Votes:	129,123				188,910	

ELECTION TYPE:		PRIMARY		RUNOFF		GENERAL	
CANDIDATE NAME	PARTY	# OF VOTES	%	# OF VOTES	%	# OF VOTES	%

CALIFORNIA (Continued)

June 2nd

November 3rd

DISTRICT 15

(I) Campbell, Tom	R	86,248	100.00			111,876	60.54
	Total Party Votes:	86,248					
Lane, Dick	D	33,767	80.20			70,059	37.91
Vlakancic, Connor	D	8,335	19.80				
	Total Party Votes:	42,102					
Strutner, Frank	NL	2,409	100.00			2,843	1.54
	Total Party Votes:	2,409					
Vlakancic, Constant	W					8	.00
	Total District Votes:	130,759				184,786	

DISTRICT 16

(I) Lofgren, Zoe	D	58,947	100.00			85,503	72.82
	Total Party Votes:	58,947					
Thayn, Horace Eugene	R	18,414	100.00			27,494	23.42
	Total Party Votes:	18,414					
Black, John H.	NL	4,308	100.00			4,417	3.76
	Total Party Votes:	4,308					
	Total District Votes:	81,669				117,414	

DISTRICT 17

(I) Farr, Sam	D	73,337	92.48			103,719	64.55
Dunn, Art	D	5,966	7.52				
	Total Party Votes:	79,303					
McCampbell, Bill	R	36,089	92.22			52,470	32.65
Cares, Mark	R	3,045	7.78				
	Total Party Votes:	39,134					
Garrett, Rick S.	LBT	2,297	100.00			2,791	1.74
	Total Party Votes:	2,297					
Hartley, Scott R.	NL	1,181	100.00			1,710	1.06
	Total Party Votes:	1,181					
Coffin, Edwin Craig	W(GRN)	66	100.00				
	Total Party Votes:	66					
	Total District Votes:	121,981				160,690	

DISTRICT 18

(I) Condit, Gary A.	D	83,512	100.00			118,842	86.79
	Total Party Votes:	83,512					
Linda M. Degroat #	LBT					18,089	13.21
Aaroe, Ken	LBT	10,262	100.00				
	Total Party Votes:	10,262					
	Total District Votes:	93,774				136,931	

Degroat was selected as the general election nominee following the primary election after Aaroe withdrew from the race.

ELECTION TYPE:		PRIMARY		RUNOFF		GENERAL	
CANDIDATE NAME	PARTY	# OF VOTES	%	# OF VOTES	%	# OF VOTES	%

CALIFORNIA (Continued)

June 2nd

November 3rd

DISTRICT 19

(I)	Radanovich, George	R	101,169	100.00		131,105	79.38
	Total Party Votes:		101,169				
	Richter, Jonathan	LBT	21,623	100.00		34,044	20.61
	Total Party Votes:		21,623				
	Total District Votes:		122,792			165,149	

DISTRICT 20

(I)	Dooley, Cal	D	30,781	78.02		60,599	60.73
	Estrada, John	D	7,129	18.07			
	Vontz, Tom	D	1,540	3.90			
	Total Party Votes:		39,450				
	Unruh, Cliff	R	16,213	51.74		39,183	39.27
	Nunes, Devin G.	R	15,124	48.26			
	Total Party Votes:		31,337				
	Total District Votes:		70,787			99,782	

DISTRICT 21

(I)	Thomas, Bill	R	82,892	100.00		115,989	78.91
	Total Party Votes:		82,892				
	Evans, John	REF	22,206	100.00		30,994	21.09
	Total Party Votes:		22,206				
	Total District Votes:		105,098			146,983	

DISTRICT 22

(I)	Capps, Lois	D	79,787	99.99		111,388	55.09
	Silver, Casey Wind	W(D)	8	.01			
	Total Party Votes:		79,795				
	Bordonaro, Tom J., Jr.	R	63,550	88.94		86,921	42.99
	Harrison, James	R	7,901	11.06			
	Total Party Votes:		71,451				
	Bakhaus, Robert	LBT	2,130	100.00		2,618	1.29
	Total Party Votes:		2,130				
	Porter, Richard D. "Dick"	REF	779	100.00		1,263	.62
	Total Party Votes:		779				
	Total District Votes:		154,155			202,190	

DISTRICT 23

(I)	Gallegly, Elton W.	R	71,151	100.00		96,362	60.06
	Total Party Votes:		71,151				
	Gonzalez, Daniel "Dan"	D	41,054	100.00		64,068	39.94
	Total Party Votes:		41,054				
	Total District Votes:		112,205			160,430	

ELECTION TYPE:		PRIMARY		RUNOFF		GENERAL	
CANDIDATE NAME	PARTY	# OF VOTES	%	# OF VOTES	%	# OF VOTES	%

CALIFORNIA (Continued)

June 2nd

November 3rd

DISTRICT 24

(I) Sherman, Brad	D	62,185	100.00			103,491	57.31
	Total Party Votes:	62,185					
Hoffman, Randy	R	24,011	52.68			69,501	38.49
Gelman, Joe	R	13,566	29.76				
Westmiller, William	R	8,003	17.56				
	Total Party Votes:	45,580					
Carter, Catherine	NL	2,927	100.00			3,033	1.68
	Total Party Votes:	2,927					
Miller, Erich D.	LBT	2,389	100.00			2,695	1.49
	Total Party Votes:	2,389					
Shroyer, Ralph	PFP	1,780	100.00			1,860	1.03
	Total Party Votes:	1,780					
	Total District Votes:	114,861				180,580	

DISTRICT 25

(I) McKeon, Howard "Buck"	R	76,006	100.00			114,013	74.67
	Total Party Votes:	76,006					
Acker, Bruce R.	LBT	20,465	100.00			38,669	25.33
	Total Party Votes:	20,465					
Trautman, Diane	W(D)	539	100.00				
	Total Party Votes:	539					
	Total District Votes:	97,010				152,682	

DISTRICT 26

(I) Berman, Howard L.	D	39,244	66.60			69,000	82.47
Godinez, Raul, II	D	19,676	33.39				
	Total Party Votes:	58,920					
Ros, Juan Carlos	LBT	2,419	100.00			6,556	7.84
	Total Party Votes:	2,419					
Armoudian, Maria	GRN	1,933	100.00			4,858	5.81
	Total Party Votes:	1,933					
Cossak, David L.	NL	1,355	100.00			3,248	3.88
	Total Party Votes:	1,355					
Garcia, Melissa	W(R)	21	100.00				
	Total Party Votes:	21					
	Total District Votes:	64,648				83,662	

DISTRICT 27

(I) Rogan, James E.	R	62,305	100.00			80,702	50.73
	Total Party Votes:	62,305					
Gordon, Barry A.	D	38,699	100.00			73,875	46.44
	Total Party Votes:	38,699					
New, Bob	LBT	4,441	100.00			4,489	2.82
	Total Party Votes:	4,441					
	Total District Votes:	105,445				159,066	

ELECTION TYPE:		PRIMARY		RUNOFF		GENERAL	
CANDIDATE NAME	PARTY	# OF VOTES	%	# OF VOTES	%	# OF VOTES	%
CALIFORNIA (Continued)		June 2nd				November 3rd	
DISTRICT 28							
(I) Dreier, David	R	63,801	94.34			90,607	57.64
Amaru, Arnold "Arnie"	R	3,830	5.66				
	Total Party Votes:	67,631					
Nelson, Janice M.	D	33,678	100.00			61,721	39.26
	Total Party Votes:	33,678					
Douglas, Jerry R.	LBT	2,158	100.00			2,099	1.34
	Total Party Votes:	2,158					
Sheasby, Walt Contreras	GRN	1,899	100.00			1,954	1.24
	Total Party Votes:	1,899					
Allison, M. Lawrence	NL	714	100.00			819	.52
	Total Party Votes:	714					
	Total District Votes:	106,080				157,200	
<hr/>							
DISTRICT 29							
(I) Waxman, Henry A.	D	78,151	100.00			131,561	73.87
	Total Party Votes:	78,151					
Gottlieb, Mike	R	15,397	55.79			40,282	22.62
Churchman, David	R	12,203	44.21				
	Total Party Votes:	27,600					
Binkley, Mike	LBT	2,858	100.00			3,534	1.98
	Total Party Votes:	2,858					
Blasdell-Wilkinson, Karen	NL	2,272	100.00			2,717	1.52
	Total Party Votes:	2,272					
	Total District Votes:	110,881				178,094	
<hr/>							
DISTRICT 30							
(I) Becerra, Xavier	D	38,925	100.00			58,230	81.25
	Total Party Votes:	38,925					
Parker, Patricia	R	9,856	100.00			13,441	18.75
	Total Party Votes:	9,856					
	Total District Votes:	48,781				71,671	
<hr/>							
DISTRICT 31							
(I) Martinez, Matthew G.	D	42,162	100.00			61,173	70.02
	Total Party Votes:	42,162					
Moreno, Frank C.	R	14,584	100.00			19,786	22.65
	Total Party Votes:	14,584					
Lieberg-Wong, Krista	GRN	4,308	100.00			4,377	5.01
	Total Party Votes:	4,308					
Everling, Michael B.	LBT	1,226	100.00			1,121	1.28
	Total Party Votes:	1,226					
Hearne, Gary	NL	832	100.00			903	1.03
	Total Party Votes:	832					
	Total District Votes:	63,112				87,360	
<hr/>							

ELECTION TYPE:

PRIMARY

RUNOFF

GENERAL

CANDIDATE NAME	PARTY	# OF VOTES	%	# OF VOTES	%	# OF VOTES	%
----------------	-------	------------	---	------------	---	------------	---

CALIFORNIA (Continued)**June 2nd****November 3rd****DISTRICT 32**

(I) Dixon, Julian C.	D	76,661	100.00			112,253	86.69
	Total Party Votes:	76,661					
Ardito, Laurence	R	10,347	100.00			14,622	11.29
	Total Party Votes:	10,347					
Milosevich, Velko	LBT	2,451	100.00			2,617	2.02
	Total Party Votes:	2,451					
	Total District Votes:	89,459				129,492	

DISTRICT 33

(I) Roybal-Allard, Lucille	D	30,194	100.00			43,310	87.19
	Total Party Votes:	30,194					
Miller, Wayne	R	4,899	100.00			6,364	12.81
	Total Party Votes:	4,899					
	Total District Votes:	35,093				49,674	

DISTRICT 34

Napolitano, Grace Flores	D	30,134	50.52			76,471	67.63
Casso, James M.	D	29,516	49.48				
	Total Party Votes:	59,650					
Perez, Ed	R	18,037	100.00			32,321	28.58
	Total Party Votes:	18,037					
Heath, Jason	LBT	1,490	100.00			2,195	1.94
	Total Party Votes:	1,490					
Scott, Walter	AIP	1,472	100.00			2,088	1.85
	Total Party Votes:	1,472					
	Total District Votes:	80,649				113,075	

DISTRICT 35

(I) Waters, Maxine	D	48,892	100.00			78,732	89.32
	Total Party Votes:	48,892					
Mego, Gordon Michael	AIP	7,677	100.00			9,413	10.68
	Total Party Votes:	7,677					
Kunitake, Oliver	W(R)	95	100.00				
	Total Party Votes:	95					
	Total District Votes:	56,664				88,145	

ELECTION TYPE:		PRIMARY		RUNOFF		GENERAL	
CANDIDATE NAME	PARTY	# OF VOTES	%	# OF VOTES	%	# OF VOTES	%

CALIFORNIA (Continued)

June 2nd

November 3rd

DISTRICT 36

Kuykendall, Steven T.	R	26,950	36.96			88,843	48.89
Brooks, Susan	R	20,789	28.51				
Svorinich, Rudy, Jr.	R	19,221	26.36				
Pegram, Robert T. "Bob"	R	3,459	4.74				
Klein, Robert Lucien	R	2,495	3.42				
Total Party Votes:		72,914					

Hahn, Janice	D	35,732	88.54			84,624	46.57
Michelin, Nilo	D	4,624	11.46				
Total Party Votes:		40,356					

Barrett, Robin	GRN	2,899	100.00			3,612	1.99
Total Party Votes:		2,899					

Welsh, Kerry	LBT	2,205	100.00			3,066	1.69
Total Party Votes:		2,205					

Konopka, John R.	REF	749	100.00			1,561	.86
Total Party Votes:		749					

Total District Votes: 119,123 181,706

DISTRICT 37

(I) Millender-McDonald, Juanita	D	31,995	70.55			70,026	85.06
Rahh, Amen	D	13,357	29.45				
Total Party Votes:		45,352					

Lankster, Saul E.	R	7,467	100.00			12,301	14.94
Total Party Votes:		7,467					

Total District Votes: 52,819 82,327

DISTRICT 38

(I) Horn, Steve	R	48,462	86.01			71,386	52.93
Underhill, Margherita	R	7,884	13.99				
Total Party Votes:		56,346					

Mathews, Peter	D	32,147	100.00			59,767	44.31
Total Party Votes:		32,147					

Bowers, David	LBT	2,206	100.00			3,705	2.75
Total Party Votes:		2,206					

Underhill, Margherita	W					17	.01
Total District Votes:		90,699				134,875	

DISTRICT 39

(I) Royce, Ed	R	70,528	100.00			97,366	62.63
Total Party Votes:		70,528					

Groom, A. "Cecy" R.	D	15,151	50.64			52,815	33.97
Ara, Charlie	D	14,768	49.36				
Total Party Votes:		29,919					

Dean, Jack	LBT	2,803	100.00			3,347	2.15
Total Party Votes:		2,803					

Jevning, Ron	NL	1,353	100.00			1,937	1.24
Total Party Votes:		1,353					

Total District Votes: 104,603 155,465

ELECTION TYPE:		PRIMARY		RUNOFF		GENERAL	
CANDIDATE NAME	PARTY	# OF VOTES	%	# OF VOTES	%	# OF VOTES	%

CALIFORNIA (Continued)

June 2nd

November 3rd

DISTRICT 40

(I) Lewis, Jerry	R	60,371	84.78			97,406	64.88
Craig, George	R	10,836	15.22				
	Total Party Votes:	71,207					
Conaway, Robert "Bob"	D	25,179	100.00			47,897	31.90
	Total Party Votes:	25,179					
Mayben, Maurice	LBT	2,713	100.00			4,822	3.21
	Total Party Votes:	2,713					
	Total District Votes:	99,099				150,125	

DISTRICT 41

(I) Miller, Gary G.	R	26,809	48.49			68,310	53.20
Kim, Jay	R	14,174	25.64				
Pierce, Pete	R	12,211	22.08				
Healy, Jack	R	2,095	3.79				
	Total Party Votes:	55,289					
Ansari, Eileen R.	D	23,067	100.00			52,264	40.70
	Total Party Votes:	23,067					
Allaire, Cynthia	GRN	2,398	100.00			3,597	2.80
	Total Party Votes:	2,398					
Valentine, Kenneth E.	LBT	1,359	100.00			2,529	1.97
	Total Party Votes:	1,359					
Kramer, David F.	NL	1,177	100.00			1,714	1.33
	Total Party Votes:	1,177					
	Total District Votes:	83,290				128,414	

DISTRICT 42

(I) Brown, George E., Jr.	D	36,533	100.00			62,207	55.28
	Total Party Votes:	36,533					
Pirozzi, Elia	R	12,734	44.28			45,328	40.28
Guzman, Rob	R	12,222	42.50				
McClay, Bernard	R	3,802	13.22				
	Total Party Votes:	28,758					
McGee, Hale	AIP	1,718	100.00			3,086	2.74
	Total Party Votes:	1,718					
Hollist, David Lynn	LBT	1,217	100.00			1,899	1.69
	Total Party Votes:	1,217					
	Total District Votes:	68,226				112,520	

ELECTION TYPE:		PRIMARY		RUNOFF		GENERAL	
CANDIDATE NAME	PARTY	# OF VOTES	%	# OF VOTES	%	# OF VOTES	%

CALIFORNIA (Continued)

June 2nd

November 3rd

DISTRICT 43							
(I)	Calvert, Ken	R	36,952	55.61		83,012	55.69
	Khoury, Joe	R	23,016	34.64			
	Barela, R. M. Cook	R	6,480	9.75			
	Total Party Votes:		66,448				
	Rayburn, Mike	D	23,210	100.00		56,373	37.82
	Total Party Votes:		23,210				
	Courtney, Phill	GRN	2,723	100.00		5,508	3.69
	Total Party Votes:		2,723				
	Wallack, Annie	NL	2,212	100.00		4,178	2.80
	Total Party Votes:		2,212				
	Total District Votes:		94,593			149,071	

DISTRICT 44							
(I)	Bono, Mary	R	66,504	89.91		97,013	60.06
	Harney, Tom	R	3,033	4.10			
	Overman, John W. J.	R	2,523	3.41			
	Mathewson, Bud	R	1,904	2.57			
	Total Party Votes:		73,964				
	Waite, Ralph	D	34,300	83.44		57,697	35.72
	Nevenich, Anna	D	6,808	16.56			
	Total Party Votes:		41,108				
	Meuer, Jim J.	NL	524	100.00		6,818	4.22
	Total Party Votes:		524				
	Sprott, Daniel Grant	W(REF)	32	100.00			
	Total Party Votes:		32				
	Total District Votes:		115,628			161,528	

DISTRICT 45							
(I)	Rohrabacher, Dana	R	58,537	76.21		94,296	58.65
	Bohman, Charmayne	R	11,788	15.35			
	Pham, Long K.	R	6,486	8.44			
	Total Party Votes:		76,811				
	Neal, Patricia W.	D	21,170	77.08		60,022	37.33
	Gerber, Lud	D	6,295	22.92			
	Total Party Votes:		27,465				
	Hull, Don	LBT	2,537	100.00		4,337	2.70
	Total Party Votes:		2,537				
	Verkamp, William "Bill," Jr	NL	1,087	100.00		2,115	1.32
	Total Party Votes:		1,087				
	Total District Votes:		107,900			160,770	

ELECTION TYPE:

PRIMARY

RUNOFF

GENERAL

CANDIDATE NAME	PARTY	# OF VOTES	%	# OF VOTES	%	# OF VOTES	%
----------------	-------	------------	---	------------	---	------------	---

CALIFORNIA (Continued)

June 2nd

November 3rd

DISTRICT 46							
(I)	Sanchez, Loretta	D	25,543	100.00		47,964	56.43
	Total Party Votes:		25,543				
	Dornan, Robert Kenneth "Bob"	R	14,893	48.72		33,388	39.28
	Hughes, Lisa	R	8,323	27.23			
	Gray, James P. "Jim"	R	6,327	20.70			
	Coronado, Cornelius "Chuck"	R	1,026	3.36			
	Total Party Votes:		30,569				
	Reimer, Thomas E.	LBT	795	100.00		2,316	2.72
	Total Party Votes:		795				
	Engwall, Larry G.	NL	355	100.00		1,334	1.57
	Total Party Votes:		355				
	Total District Votes:		57,262			85,002	

DISTRICT 47							
(I)	Cox, Christopher	R	91,638	100.00		132,711	67.60
	Total Party Votes:		91,638				
	Avalos, Christina	D	32,516	100.00		57,938	29.51
	Total Party Votes:		32,516				
	Wagner, Victor A., Jr.	LBT	2,909	100.00		2,991	1.52
	Total Party Votes:		2,909				
	Mills, Raymond O.	REF	1,333	100.00		1,369	.70
	Total Party Votes:		1,333				
	Fisher, Paul	NL	1,155	100.00		1,307	.67
	Total Party Votes:		1,155				
	Total District Votes:		129,551			196,316	

DISTRICT 48							
(I)	Packard, Ron	R	85,485	83.50		138,948	76.89
	Luke, James	R	10,401	10.16			
	Mayerhofer, Edward "Ed"	R	6,492	6.34			
	Total Party Votes:		102,378				
	Miles, Sharon K.	NL	10,079	100.00		23,262	12.87
	Total Party Votes:		10,079				
	Muhe, Daniel L.	LBT	7,979	100.00		18,509	10.24
	Total Party Votes:		7,979				
	Total District Votes:		120,436			180,719	

ELECTION TYPE:		PRIMARY		RUNOFF		GENERAL	
CANDIDATE NAME	PARTY	# OF VOTES	%	# OF VOTES	%	# OF VOTES	%
CALIFORNIA (Continued)		June 2nd		November 3rd			
DISTRICT 49							
(I) Bilbray, Brian P.	R	62,571	100.00			90,516	48.79
	Total Party Votes:	62,571					
Kehoe, Christine T.	D	48,288	100.00			86,400	46.57
	Total Party Votes:	48,288					
Lippe, Ernest	LBT	3,061	100.00			3,327	1.79
	Total Party Votes:	3,061					
Simon, Julia F.	NL	2,012	100.00			2,829	1.52
	Total Party Votes:	2,012					
Jordan, Janice	PFP	2,307	100.00			2,447	1.32
	Total Party Votes:	2,307					
	Total District Votes:	118,239				185,519	
DISTRICT 50							
(I) Filner, Bob	D	46,636	100.00			77,354	99.18
	Total Party Votes:	46,636					
Parungoa, Jon	W					596	.76
Barajas, Petra E.	W					41	.05
Secrest, Larry Lee	W(R)	334	100.00				
	Total Party Votes:	334					
	Total District Votes:	46,970				77,991	
DISTRICT 51							
(I) Cunningham, Randy "Duke"	R	88,542	100.00			126,229	61.02
Pando, Donald	W(R)	4	.00				
	Total Party Votes:	88,546					
Kripke, Dan	D	36,876	100.00			71,706	34.66
	Total Party Votes:	36,876					
Anderson, Jack	LBT	4,694	100.00			5,411	2.62
	Total Party Votes:	4,694					
Bourdette, Eric H.	NL	2,816	100.00			3,532	1.71
	Total Party Votes:	2,816					
	Total District Votes:	132,932				206,878	
DISTRICT 52							
(I) Hunter, Duncan	R	84,703	100.00			116,251	75.70
	Total Party Votes:	84,703					
Badler, Lynn	LBT	13,090	100.00			21,933	14.28
	Total Party Votes:	13,090					
Pelton, Adrienne	NL	10,320	100.00			15,380	10.02
	Total Party Votes:	10,320					
Warren, Bill	W					4	.00
McCartney, Clark K.	W(D)	498	100.00				
	Total Party Votes:	498					
	Total District Votes:	108,611				153,568	
	Total State Votes:	5,563,332				7,989,694	

ELECTION TYPE:		PRIMARY		RUNOFF		GENERAL	
CANDIDATE NAME	PARTY	# OF VOTES	%	# OF VOTES	%	# OF VOTES	%

COLORADO

August 11th

November 3rd

DISTRICT 1

(I) DeGette, Diana	D	25,730	100.00			116,628	66.91
Total Party Votes:		25,730					
McClanahan, Nancy	R	13,495	96.77			52,452	30.09
Clouse, Bill	W(R)	451	3.23				
Total Party Votes:		13,946					
Combs, Richard	LBT					5,225	3.00
Total District Votes:		39,676				174,305	

DISTRICT 2

Udall, Mark	D	12,147	44.49			113,946	49.88
Nichol, Gene	D	10,233	37.48				
Weissmann, Paul	D	2,545	9.32				
Thomas, Dave	D	2,376	8.70				
Total Party Votes:		27,301					
Greenlee, Bob	R	16,515	60.49			108,385	47.44
Johnson, Larry E.	R	8,364	30.64				
Total Party Votes:		24,879					
West, Patrick C.	NL					6,111	2.68
Total District Votes:		52,180				228,442	

DISTRICT 3

(I) McInnis, Scott	R	36,170	100.00			156,501	66.13
Total Party Votes:		36,170					
Kelley, Robert Reed	D	22,355	100.00			74,479	31.47
Total Party Votes:		22,355					
Maggert, Barry	LBT					5,673	2.40
Total District Votes:		58,525				236,653	

DISTRICT 4

(I) Schaffer, Bob	R	38,347	100.00			131,318	59.34
Total Party Votes:		38,347					
Kirkpatrick, Susan	D	16,985	100.00			89,973	40.66
Total Party Votes:		16,985					
Total District Votes:		55,332				221,291	

DISTRICT 5

(I) Hefley, Joel	R	42,781	100.00			155,790	72.71
Total Party Votes:		42,781					
Alford, Ken	D	9,501	100.00			55,609	25.95
Total Party Votes:		9,501					
Mellot, Mark A.	NL					2,871	1.34
Total District Votes:		52,282				214,270	

ELECTION TYPE:		PRIMARY		RUNOFF		GENERAL	
CANDIDATE NAME	PARTY	# OF VOTES	%	# OF VOTES	%	# OF VOTES	%

COLORADO (Continued)

August 11th

November 3rd

DISTRICT 6

Tancredo, Tom	R	10,166	25.44			111,374	55.91
Schroeder, Bill	R	8,903	22.28				
Kreutz, Martha Hill	R	7,476	18.71				
Zakhem, Sam H.	R	6,912	17.30				
Arrington, Barry	R	6,499	16.26				
Total Party Votes:		39,956					

Strauss, Henry L.	D	14,276	100.00			82,662	41.50
Total Party Votes:		14,276					

Newman, George E.	NL					5,152	2.59
Total District Votes:		54,232				199,188	

Total State Votes:		312,227				1,274,149	
--------------------	--	---------	--	--	--	-----------	--

CONNECTICUT

September 15th*

November 3rd

DISTRICT 1

Larson, John B.	D	19,877	46.42			97,681	58.05
Rapoport, Miles S.	D	18,189	42.48				
McCavanagh, Jim	D	2,565	5.99				
Suggs, Joseph M., Jr.	D	2,185	5.10				
Total Party Votes:		42,816					

O'Connor, Kevin	R	*				69,668	41.40
Palmieri, Jay E., IV	TL					915	.54
Total District Votes:		42,816				168,264	

DISTRICT 2

(I) Gejdenson, Sam	D	*				99,567	61.01
Koval, Gary M.	R	*				57,860	35.45
Ondusko, Dianne G.	IDP					5,116	3.13
Cook, Paul W.	TL					658	.40
Lamchick, Howard E. Proper	W					1	.00
Total District Votes:						163,202	

DISTRICT 3

(I) DeLauro, Rosa	D	*				109,726	71.32
Reust, Martin T.	R	*				42,090	27.36
Abbatiello, Kristen J.	TL					739	.48
Cole, David P.	REF					676	.44
Dalby, Gail J.	NL					620	.40
Total District Votes:						153,851	

DISTRICT 4

(I) Shays, Christopher	R	*				94,767	69.07
Kantrowitz, Jonathan	D	*				40,988	29.87
Harrison, Marshall C.	LBT					1,449	1.06
Total District Votes:						137,204	

ELECTION TYPE:		PRIMARY		RUNOFF		GENERAL	
CANDIDATE NAME	PARTY	# OF VOTES	%	# OF VOTES	%	# OF VOTES	%

CONNECTICUT (Continued)

September 15th*

November 3rd

DISTRICT 5

(I) Maloney, Jim	D	*				78,394	49.88
Nielsen, Mark	R	*				76,051	48.39
Schlesinger, Alan #	R						
Strasdankas, Robert V.	CNC					2,712	1.72
Total District Votes:						157,157	

Schlesinger did not file for a primary election although he had gained enough votes at the convention to qualify.

DISTRICT 6

(I) Johnson, Nancy L.	R	*				101,630	58.15
Koskoff, Charlotte	D	*				69,201	39.59
Griffin, Jim	D						
Knibbs, Timothy A.	CNC					3,217	1.84
Polon, Mark J.	TL					733	.42
Total District Votes:						174,781	

Total State Votes: 42,816 954,459

* A candidate is endorsed by the party at the party convention. If a qualified challenger to the party endorsed candidate receives 15% of the delegate votes on roll call at the convention, and files for a primary, a primary election is held. Otherwise, the party endorsed candidate is the nominee. Convention nominees are noted with an asterisk. The dates of the conventions for each congressional district were: 1st: Democratic 7/13, Republican 7/20; 2nd: Democratic 7/13, Republican 7/18; 3rd: Democratic 7/13, Republican 7/20; 4th: Democratic 7/13, Republican 7/13; 5th: Democratic 7/13, Republican 7/20; 6th: Democratic 7/13, Republican 7/18.

DELAWARE

September 12th

November 3rd

(I) Castle, Michael N.	R	Unopposed				119,811	66.37
Williams, Dennis E.	D	Unopposed				57,446	31.82
Webster, James P.	UST					2,411	1.34
Bemis, Kim Stanley	NL					859	.48
Total State Votes:						180,527	

DISTRICT OF COLUMBIA

September 15th

November 3rd

(I) Norton, Eleanor Holmes	D	71,048	98.44			122,228	89.64
Scattered	W(D)	1,123	1.56				
Total Party Votes:		72,171					
Wolterbeek, Edward Henry	R					8,610	6.31
Scattered	W(R)	393	100.00				
Total Party Votes:		393					
Kidd, Pat	DC	190	45.35			2,323	1.70
Schwartzman, David	DC	186	44.39				
Scattered	W(DC)	43	10.26				
Total Party Votes:		419					
Scattered	W(UM)	74	100.00				
Total Party Votes:		74					
Stracuzzi, Natale N.	I					1,647	1.21
Martin, Mary	SWP					1,087	.80
Scattered	W					464	.34
Total Votes:		73,057				136,359	

ELECTION TYPE:		PRIMARY		RUNOFF		GENERAL	
CANDIDATE NAME	PARTY	# OF VOTES	%	# OF VOTES	%	# OF VOTES	%

FLORIDA

September 1st

November 3rd

DISTRICT 1

(I)	Scarborough, Joe	R	Unopposed	140,525	99.53
	Wells, Tom	W		663	.47
	Total District Votes:			141,188	

DISTRICT 2

(I)	Boyd, Allen	D	Unopposed	138,440	95.20
	Stein, Timothy W.	W		6,980	4.80
	Total District Votes:			145,420	

DISTRICT 3

(I)	Brown, Corrine	D	Unopposed	66,621	55.45
	Randall, Bill	R	Unopposed	53,530	44.55
	Total District Votes:			120,151	

DISTRICT 4

(I)	Fowler, Tillie K.	R	Unopposed	Unopposed*	
-----	-------------------	---	-----------	------------	--

DISTRICT 5

(I)	Thurman, Karen L.	D	Unopposed	132,005	66.28
	Gargan, Jack	REF		67,147	33.72
	Total District Votes:			199,152	

DISTRICT 6

(I)	Stearns, Clifford (Cliff) B.	R	Unopposed	Unopposed*	
-----	------------------------------	---	-----------	------------	--

DISTRICT 7

(I)	Mica, John L.	R	Unopposed	Unopposed*	
-----	---------------	---	-----------	------------	--

DISTRICT 8

(I)	McCollum, Bill	R	Unopposed	104,298	65.77
	Krulick, Al	D	Unopposed	54,245	34.21
	Hill, Clay O.	W		32	.02
	Total District Votes:			158,575	

DISTRICT 9

(I)	Bilirakis, Michael	R	Unopposed	Unopposed*	
-----	--------------------	---	-----------	------------	--

DISTRICT 10

(I)	Young, C. W. Bill	R	Unopposed	Unopposed*	
-----	-------------------	---	-----------	------------	--

DISTRICT 11

(I)	Davis, Jim	D	Unopposed	85,262	64.87
	Chillura, Joe	R	Unopposed	46,176	35.13
	Total District Votes:			131,438	

DISTRICT 12

(I)	Canady, Charles T.	R	Unopposed	Unopposed*	
-----	--------------------	---	-----------	------------	--

DISTRICT 13

(I)	Miller, Dan	R	Unopposed	Unopposed*	
-----	-------------	---	-----------	------------	--

DISTRICT 14

(I)	Goss, Porter	R	Unopposed	Unopposed*	
-----	--------------	---	-----------	------------	--

ELECTION TYPE:

PRIMARY

RUNOFF

GENERAL

CANDIDATE NAME	PARTY	# OF VOTES	%	# OF VOTES	%	# OF VOTES	%
----------------	-------	------------	---	------------	---	------------	---

FLORIDA (Continued)

September 1st

November 3rd

DISTRICT 15

(I) Weldon, Dave	R	37,370	79.24			129,278	63.08
Talbot, Charles	R	9,791	20.76				
Total Party Votes:		47,161					
Golding, David R.	D	Unopposed				75,654	36.92
Total District Votes:		47,161				204,932	

DISTRICT 16

(I) Foley, Mark	R	Unopposed				Unopposed*	
-----------------	---	-----------	--	--	--	------------	--

DISTRICT 17

(I) Meek, Carrie P.	D	Unopposed				Unopposed*	
---------------------	---	-----------	--	--	--	------------	--

DISTRICT 18

(I) Ros-Lehtinen, Ileana	R	Unopposed				Unopposed*	
--------------------------	---	-----------	--	--	--	------------	--

DISTRICT 19

(I) Wexler, Robert	D	Unopposed				Unopposed*	
--------------------	---	-----------	--	--	--	------------	--

DISTRICT 20

(I) Deutsch, Peter	D	Unopposed				Unopposed*	
--------------------	---	-----------	--	--	--	------------	--

DISTRICT 21

(I) Diaz-Balart, Lincoln	R	Unopposed				84,018	74.75
Cusack, Patrick	D	Unopposed				28,378	25.25
Total District Votes:						112,396	

DISTRICT 22

(I) Shaw, Clay	R	Unopposed				Unopposed*	
----------------	---	-----------	--	--	--	------------	--

DISTRICT 23

(I) Hastings, Alcee L.	D	Unopposed				Unopposed*	
------------------------	---	-----------	--	--	--	------------	--

Total State Votes: 47,161 1,213,252

* These candidates had no opposition in the general election. Pursuant to the Section 101.151, Florida Statutes, their names were not printed on the ballot and they were declared elected.

GEORGIA

July 21st

November 3rd

DISTRICT 1

(I) Kingston, Jack	R	26,532	100.00			92,229	100.00
Total Party Votes:		26,532					
Total District Votes:		26,532				92,229	

DISTRICT 2

(I) Bishop, Sanford Dixon, Jr.	D	47,616	100.00			77,953	56.79
Total Party Votes:		47,616					
McCormick, Joseph Francis, Jr.	R	9,820	52.66			59,305	43.21
Glenn, Dylan C.	R	8,828	47.34				
Total Party Votes:		18,648					
Total District Votes:		66,264				137,258	

ELECTION TYPE:		PRIMARY		RUNOFF		GENERAL	
CANDIDATE NAME	PARTY	# OF VOTES	%	# OF VOTES	%	# OF VOTES	%

GEORGIA (Continued)

July 21st

November 3rd

DISTRICT 3							
(I)	Collins, Michael A. (Mac)	R	40,062	100.00		123,064	100.00
	Total Party Votes:		40,062				
	Total District Votes:		40,062			123,064	

DISTRICT 4							
(I)	McKinney, Cynthia	D	42,648	100.00		100,622	61.07
	Total Party Votes:		42,648				
	Warren, Sunny J.	R	21,636	100.00		64,146	38.93
	Total Party Votes:		21,636				
	Total District Votes:		64,284			164,768	

DISTRICT 5							
(I)	Lewis, John	D	43,490	100.00		109,177	78.51
	Total Party Votes:		43,490				
	Lewis, John H., Sr.	R	8,930	100.00		29,877	21.48
	Total Party Votes:		8,930				
	Total District Votes:		52,420			139,054	

DISTRICT 6							
(I)	Gingrich, Newt	R	68,320	100.00		164,966	70.70
	Total Party Votes:		68,320				
	Pelphrey, Gary "Bats"	D	15,922	100.00		68,366	29.30
	Total Party Votes:		15,922				
	Total District Votes:		84,242			233,332	

DISTRICT 7							
(I)	Barr, Bob	R	33,583	100.00		85,982	55.37
	Total Party Votes:		33,583				
	Williams, James F. (Jim)	D	29,982	100.00		69,293	44.62
	Total Party Votes:		29,982				
	Total District Votes:		63,565			155,275	

DISTRICT 8							
(I)	Chambliss, Saxby	R	18,147	100.00		87,993	62.37
	Total Party Votes:		18,147				
	Cain, Ronald L.	D	34,034	100.00		53,079	37.62
	Total Party Votes:		34,034				
	Total District Votes:		52,181			141,072	

DISTRICT 9							
(I)	Deal, Nathan	R	39,484	100.00		122,713	100.00
	Total Party Votes:		39,484				
	Total District Votes:		39,484			122,713	

ELECTION TYPE:		PRIMARY		RUNOFF		GENERAL	
CANDIDATE NAME	PARTY	# OF VOTES	%	# OF VOTES	%	# OF VOTES	%

GEORGIA (Continued)

July 21st

November 3rd

DISTRICT 10

(I) Norwood, Charlie	R	25,440	100.00			88,527	59.60
Total Party Votes:		25,440					
Freeman, Marion Denise Spencer	D	29,332	69.93			60,004	40.40
Lockhart, Verdree, Sr.	D	12,613	30.07				
Total Party Votes:		41,945					
Total District Votes:		67,385				148,531	

DISTRICT 11

(I) Linder, John	R	49,588	100.00			120,909	69.32
Total Party Votes:		49,588					
Littman, Vincent	D	24,767	100.00			53,510	30.68
Total Party Votes:		24,767					
Total District Votes:		74,355				174,419	
Total State Votes:		630,774				1,631,715	

GUAM

September 5th

November 3rd

(I) Underwood, Robert A.	D	Unopposed*				34,179	74.22
Cruz, Manuel Q.	R	Unopposed*				10,763	23.37
Scattered	W					1,111	2.41
Total Votes:						46,053	

* As these candidates were unopposed in seeking nominations, the primary election was not held.

HAWAII*

September 19th

November 3rd

DISTRICT 1

(I) Abercrombie, Neil	D	40,492	91.27			116,693	61.56
Kaan, Alexandra	D	2,089	4.71				
Canopin, Al, Jr.	D	1,783	4.02				
Total Party Votes:		44,364					
Ward, Gene	R	54,844	85.59			68,905	36.35
Kawananakoa, Quentin Kuhio	R	9,233	14.41				
Total Party Votes:		64,077					
Bedworth, Nicholas	NL	35	100.00			3,973	2.10
Total Party Votes:		35					
Total District Votes:		108,476				189,571	

ELECTION TYPE:		PRIMARY		RUNOFF		GENERAL	
CANDIDATE NAME	PARTY	# OF VOTES	%	# OF VOTES	%	# OF VOTES	%

HAWAII* (Continued)

September 19th

November 3rd

DISTRICT 2

(I) Mink, Patsy Takemoto	D	61,382	89.62			144,254	69.40
Bourgoin, David L. (Sensei)	D	7,106	10.38				
Total Party Votes:		68,488					
Douglass, Carol J.	R	19,575	43.98			50,423	24.26
O'Leary, Paul (Steve)	R	15,289	34.35				
White, Thomas E.	R	9,640	21.66				
Total Party Votes:		44,504					
Chun, Noreen Leilehua	LBT	182	100.00			13,194	6.35
Total Party Votes:		182					
Total District Votes:		113,174				207,871	

Total State Votes:		221,650				397,442	

* Hawaii is a blanket primary state. All candidates, regardless of party affiliation, are listed on one ballot. All voters are presented with the same ballot to use in voting.

IDAHO

May 26th

November 3rd

DISTRICT 1

(I) Chenoweth, Helen	R	43,941	71.02			113,231	55.26
Pratt, Jim	R	17,926	28.98				
Total Party Votes:		61,867					
Williams, Dan	D	16,338	99.98			91,653	44.73
Skyving, Leif	W(D)	4	.02				
Total Party Votes:		16,342					
Total District Votes:		78,209				204,884	

DISTRICT 2

Simpson, Mike	R	26,620	40.39			91,337	52.51
Stubbs, Mark D.	R	23,336	35.41				
Watkins, Dane	R	9,100	13.81				
Rydalch, Ann	R	6,844	10.38				
Total Party Votes:		65,900					
Stallings, Richard H.	D	11,062	100.00			77,736	44.69
Total Party Votes:		11,062					
Ratner, Jonathan Bradford	NL					4,854	2.79
Myers, Michael	W					18	.01
Total District Votes:		76,962				173,945	

Total State Votes:		155,171				378,829	

ELECTION TYPE:

PRIMARY

RUNOFF

GENERAL

CANDIDATE NAME	PARTY	# OF VOTES	%	# OF VOTES	%	# OF VOTES	%
----------------	-------	------------	---	------------	---	------------	---

ILLINOIS**March 17th****November 3rd****DISTRICT 1**

(I) Rush, Bobby L.	D	85,696	88.82			151,890	87.11
Davis, Caleb A., Jr.	D	10,785	11.18				
Total Party Votes:		96,481					
Ahimaz, Marlene White	R	3,161	100.00			18,429	10.57
Total Party Votes:		3,161					
Kohls, Marjorie	LBT					4,046	2.32
Total District Votes:		99,642				174,365	

DISTRICT 2

(I) Jackson, Jesse L., Jr.	D	79,297	100.00			148,985	89.39
Total Party Votes:		79,297					
Gordon, Robert, III	R	7,526	100.00			16,075	9.64
Total Party Votes:		7,526					
Beauchamp, Matthew Joseph	LBT	16	84.21			1,608	.96
Windischman, Woodrow W., III	LBT	3	15.79				
Total Party Votes:		19					
Total District Votes:		86,842				166,668	

DISTRICT 3

(I) Lipinski, William O.	D	52,417	100.00			115,887	72.48
Total Party Votes:		52,417					
Marshall, Robert	R	9,553	49.30			44,012	27.52
Groth, Karl	R	7,424	38.31				
Jones, Arthur J.	R	2,401	12.39				
Total Party Votes:		19,378					
Total District Votes:		71,795				159,899	

DISTRICT 4

(I) Gutierrez, Luis V.	D	32,439	100.00			54,244	81.75
Total Party Votes:		32,439					
Birch, John	R	2,192	100.00			10,529	15.87
Total Party Votes:		2,192					
Passmore, William	LBT	22	73.33			1,583	2.38
Shober, Pemberton H., Jr.	LBT	8	26.67				
Total Party Votes:		30					
Total District Votes:		34,661				66,356	

DISTRICT 5

(I) Blagojevich, Rod R.	D	46,388	100.00			95,738	73.97
Total Party Votes:		46,388					
Spitz, Alan	R	8,950	100.00			33,687	26.03
Total Party Votes:		8,950					
Total District Votes:		55,338				129,425	

ELECTION TYPE:		PRIMARY		RUNOFF		GENERAL	
CANDIDATE NAME	PARTY	# OF VOTES	%	# OF VOTES	%	# OF VOTES	%

ILLINOIS (Continued)

March 17th

November 3rd

DISTRICT 6							
(I)	Hyde, Henry J.	R	48,186	100.00		111,603	67.35
	Total Party Votes:		48,186				
	Cramer, Thomas A.	D				49,906	30.12
	Meyers, George	LBT				4,199	2.53
	Total District Votes:		48,186			165,708	

DISTRICT 7							
(I)	Davis, Danny K.	D	57,200	85.06		130,984	92.92
	Jackson, Wilner J.	D	10,046	14.94			
	Total Party Votes:		67,246				
	Van Cleave, Dorn E., III	LBT				9,984	7.08
	Total District Votes:		67,246			140,968	

DISTRICT 8							
(I)	Crane, Philip M.	R	34,543	65.47		104,242	68.64
	McSweeney, S. David	R	18,221	34.53			
	Total Party Votes:		52,764				
	Rothman, Mike	D				47,614	31.35
	Total District Votes:		52,764			151,856	

DISTRICT 9							
	Schakowsky, Janice D. (Jan)	D	31,443	45.14		107,878	74.60
	Carroll, Howard W.	D	23,963	34.40			
	Pritzker, Jay "J.B."	D	14,256	20.46			
	Total Party Votes:		69,662				
	Sohn, Herbert	R				33,448	23.13
	Reinebach, Leonard (Len)	W(R)	16	84.21			
	Oesau, Frederick L.	W(R)	3	15.79			
	Total Party Votes:		19				
	Ray, Michael D.	LBT				3,284	2.27
	Total District Votes:		69,681			144,610	

DISTRICT 10							
(I)	Porter, John E.	R	41,739	100.00		138,429	100.00
	Total Party Votes:		41,739				
	Total District Votes:		41,739			138,429	

DISTRICT 11							
(I)	Weller, Gerald C.	R	32,294	100.00		100,597	58.81
	Total Party Votes:		32,294				
	Mueller, Gary S.	D	20,977	60.95		70,458	41.19
	Barach, Steve M.	D	13,438	39.05			
	Total Party Votes:		34,415				
	Total District Votes:		66,709			171,055	

ELECTION TYPE:		PRIMARY		RUNOFF		GENERAL	
CANDIDATE NAME	PARTY	# OF VOTES	%	# OF VOTES	%	# OF VOTES	%

ILLINOIS (Continued)

March 17th

November 3rd

DISTRICT 12

(I) Costello, Jerry F.	D	47,334	87.42			99,605	60.36
Wiezer, Kenneth Charles	D	6,807	12.57				
Anna, Steven L.	W(D)	5	.01				
Total Party Votes:		54,146					
Price, William Melvin	R	13,408	60.37			65,409	39.64
Kohlmeier, Gail	R	8,801	39.63				
Total Party Votes:		22,209					
Total District Votes:		76,355				165,014	

DISTRICT 13

Biggert, Judy	R	24,482	45.03			121,889	61.02
Roskam, Peter	R	21,784	40.07				
Shestokas, David J.	R	2,574	4.73				
Krzyston, Michael J.	R	2,566	4.72				
Clark, Andrew J.	R	1,926	3.54				
Maksym, Walter	R	1,035	1.90				
Total Party Votes:		54,367					
Hynes, Susan W.	D	20,674	100.00			77,878	38.98
Total Party Votes:		20,674					
Total District Votes:		75,041				199,767	

DISTRICT 14

(I) Hastert, J. Dennis	R	56,514	100.00			117,304	69.76
Total Party Votes:		56,514					
Cozzi, Robert A., Jr.	D	13,937	100.00			50,844	30.24
Total Party Votes:		13,937					
Total District Votes:		70,451				168,148	

DISTRICT 15

(I) Ewing, Thomas W.	R	51,927	100.00			104,255	61.58
Total Party Votes:		51,927					
Prussing, Laurel Lunt	D	18,822	100.00			65,054	38.42
Total Party Votes:		18,822					
Total District Votes:		70,749				169,309	

DISTRICT 16

(I) Manzullo, Donald	R	58,499	100.00			143,686	100.00
Total Party Votes:		58,499					
Gaines, Donald J. #	D	14,916	100.00				
Total Party Votes:		14,916					
Total District Votes:		73,415				143,686	

Gaines withdrew after the primary election.

ELECTION TYPE:		PRIMARY		RUNOFF		GENERAL	
CANDIDATE NAME	PARTY	# OF VOTES	%	# OF VOTES	%	# OF VOTES	%

ILLINOIS (Continued)

March 17th

November 3rd

DISTRICT 17							
(I)	Evans, Lane A.	D	35,615	100.00		100,128	51.56
	Total Party Votes:		35,615				
	Baker, Mark	R	39,450	100.00		94,072	48.44
	Total Party Votes:		39,450				
	Total District Votes:		75,065			194,200	

DISTRICT 18							
(I)	LaHood, Ray	R	61,019	100.00		158,175	100.00
	Total Party Votes:		61,019				
	Bartels, DeWayne C.	W				2	.00
	Total District Votes:		61,019			158,177	

DISTRICT 19							
	David D. Phelps	D	61,037	83.28		122,430	58.29
	Eckl, Jerry	D	12,254	16.72			
	Total Party Votes:		73,291				
	Winters, Brent	R	24,414	55.87		87,614	41.71
	Berg, Jerry	R	12,868	29.45			
	Eatherly, James E.	R	6,416	14.68			
	Total Party Votes:		43,698				
	Total District Votes:		116,989			210,044	

DISTRICT 20							
(I)	Shimkus, John M.	R	39,693	100.00		121,103	61.29
	Total Party Votes:		39,693				
	Verticchio, Rick	W(D)/D	2,584	100.00		76,475	38.71
	Total Party Votes:		2,584				
	Total District Votes:		42,277			197,578	

	Total State Votes:		1,355,964			3,215,262	

INDIANA

May 5th*

November 3rd

DISTRICT 1							
(I)	Visclosky, Peter J.	D	45,845	86.71		92,634	72.51
	Huerter, Cyril B. (Cy)	D	7,027	13.29			
	Total Party Votes:		52,872				
	Petyo, Michael	R	9,197	71.07		33,503	26.22
	Leyva, Mark J.	R	3,743	28.92			
	Total Party Votes:		12,940				
	Crass, Michael	LBT	*			1,617	1.26
	Total District Votes:		65,812			127,754	

ELECTION TYPE:		PRIMARY		RUNOFF		GENERAL	
CANDIDATE NAME	PARTY	# OF VOTES	%	# OF VOTES	%	# OF VOTES	%
INDIANA (Continued)		May 5th*		November 3rd			
DISTRICT 2							
(I) McIntosh, David M.	R	44,878	100.00			99,608	60.63
		Total Party Votes:	44,878				
Boles, Sherman A.	D	16,784	100.00			62,452	38.01
		Total Party Votes:	16,784				
Federle, Cliff	LBT		*			2,236	1.36
		Total District Votes:	61,662			164,296	
<hr/>							
DISTRICT 3							
(I) Roemer, Tim	D	22,974	100.00			84,625	58.10
		Total Party Votes:	22,974				
Holtz, Daniel A.	R	22,078	78.32			61,041	41.90
Conley, Dewey M.	R	6,111	21.68				
		Total Party Votes:	28,189				
		Total District Votes:	51,163			145,666	
<hr/>							
DISTRICT 4							
(I) Souder, Mark E.	R	42,593	100.00			93,671	63.31
		Total Party Votes:	42,593				
Wehrle, Mark J.	D	7,177	49.26			54,286	36.69
Hope, Stephen G. (Steve)	D	4,023	27.61				
Roach, David Christopher	D	3,371	23.13				
		Total Party Votes:	14,571				
		Total District Votes:	57,164			147,957	
<hr/>							
DISTRICT 5							
(I) Buyer, Steve	R	50,526	100.00			101,567	62.54
		Total Party Votes:	50,526				
Steele, David F., III	D	11,148	45.95			58,504	36.03
Livengood, Morris L.	D	7,128	29.38				
Salisbury, Hugh P.	D	5,987	24.68				
		Total Party Votes:	24,263				
Waters, Carl D.	LBT		*			2,317	1.43
		Total District Votes:	74,789			162,388	
<hr/>							
DISTRICT 6							
(I) Burton, Dan	R	56,793	83.87			135,250	72.01
Holland, George Thomas	R	10,922	16.13				
		Total Party Votes:	67,715				
Kern, Bob	D	5,472	44.95			31,472	16.76
Trammell, Carrie Jean	D	3,736	30.69				
Nagarajan, R. Nag	D	2,966	24.36				
		Total Party Votes:	12,174				
Hauptmann, Joe	LBT		*			21,032	11.20
Garlinger, Douglas W.	W					73	.04
		Total District Votes:	79,889			187,827	
<hr/>							

ELECTION TYPE:		PRIMARY		RUNOFF		GENERAL	
CANDIDATE NAME	PARTY	# OF VOTES	%	# OF VOTES	%	# OF VOTES	%

INDIANA (Continued)

May 5th*

November 3rd

DISTRICT 7

(I)	Pease, Edward A.	R	52,108	82.82		109,712	68.86
	Hess, Douglas E. (Doug)	R	10,808	17.18			
	Total Party Votes:		62,916				
	Hillenburg, Samuel (Dutch)	D	17,132	100.00		44,823	28.14
	Total Party Votes:		17,132				
	Bourland, Barbara	LBT	*			4,779	3.00
	Total District Votes:		80,048			159,314	

DISTRICT 8

(I)	Hostettler, John N.	R	31,353	100.00		92,785	52.11
	Total Party Votes:		31,353				
	Riecken, Gail	D	28,973	73.17		81,871	45.98
	Taylor, John W. (Willie)	D	10,624	26.83			
	Total Party Votes:		39,597				
	Hager, Paul	LBT	*			3,401	1.91
	Total District Votes:		70,950			178,057	

DISTRICT 9

	Hill, Baron	D	43,970	70.40		92,973	50.76
	McClure, James R., Jr.	D	10,776	17.25			
	Holt, Fred	D	7,707	12.34			
	Total Party Votes:		62,453				
	Leising, Jean	R	22,818	67.21		87,797	47.93
	Bailey, Michael Everett	R	8,513	25.08			
	Fisher, Clifford Douglas	R	1,430	4.21			
	Copley, Cecil W.	R	1,187	3.50			
	Total Party Votes:		33,948				
	Feeney, Diane L.	LBT	*			2,406	1.31
	Total District Votes:		96,401			183,176	

DISTRICT 10

(I)	Carson, Julia M.	D	20,284	87.18		69,682	58.34
	Fischman, Suzann	D	2,984	12.82			
	Total Party Votes:		23,268				
	Hofmeister, Gary A.	R	10,283	44.52		47,017	39.36
	Blankenbaker, Virginia M.	R	8,636	37.39			
	Scott, Marvin B.	R	3,350	14.50			
	Harford, Jack	R	444	1.92			
	Reynolds, Jack	R	382	1.65			
	Total Party Votes:		23,095				
	Peterson, Fred C.	LBT	*			2,719	2.28
	Wohlfert, Wayne J.	W				18	.02
	Total District Votes:		46,363			119,436	

Total State Votes: 684,241 1,575,871

* The Libertarian party nominated by convention on April 18, 1998. Convention nominees are noted with an asterisk.

ELECTION TYPE:

PRIMARY

RUNOFF

GENERAL

CANDIDATE NAME	PARTY	# OF VOTES	%	# OF VOTES	%	# OF VOTES	%
----------------	-------	------------	---	------------	---	------------	---

IOWA

June 2nd

November 3rd

DISTRICT 1

(I) Leach, Jim	R	23,667	99.41			106,419	56.54
Scattered	W(R)	140	.59				
	Total Party Votes:	23,807					
Rush, Bob	D	15,356	99.38			79,529	42.26
Scattered	W(D)	95	.61				
	Total Party Votes:	15,451					
Thurston, Charles	REF	60	96.77			1,252	.66
Scattered	W(REF)	2	3.22				
	Total Party Votes:	62					
Smith, Jeffrey M.	NL					932	.50
Scattered	W					76	.04
	Total District Votes:	39,320				188,208	

DISTRICT 2

(I) Nussle, Jim	R	24,216	99.69			104,613	55.18
Scattered	W(R)	76	.31				
	Total Party Votes:	24,292					
Tully, Rob	D	14,433	99.74			83,405	44.00
Scattered	W(D)	38	.26				
	Total Party Votes:	14,471					
Lamoureux, Peter	NL					1,520	.80
Scattered	W					36	.02
Scattered	W(REF)	3	100.00				
	Total Party Votes:	3					
	Total District Votes:	38,766				189,574	

DISTRICT 3

(I) Boswell, Leonard L.	D	24,860	99.70			107,947	56.89
Scattered	W(D)	75	.30				
	Total Party Votes:	24,935					
McKibben, Larry	R	19,516	66.11			78,063	41.14
Marcus, Jay	R	5,402	18.30				
Ferren, Phil	R	4,575	15.50				
Scattered	W(R)	26	.09				
	Total Party Votes:	29,519					
Connolly, Charles P.	REF					2,180	1.15
Scattered	W(REF)	11	100.00				
	Total Party Votes:	11					
Seehusen, Joe	NP					1,494	.79
Scattered	W					68	.04
	Total District Votes:	54,465				189,752	

ELECTION TYPE:		PRIMARY		RUNOFF		GENERAL	
CANDIDATE NAME	PARTY	# OF VOTES	%	# OF VOTES	%	# OF VOTES	%

IOWA (Continued)

June 2nd

November 3rd

DISTRICT 4

(I) Ganske, Greg	R	33,799	99.60			129,942	65.17
Scattered	W(R)	137	.40				
	Total Party Votes:	33,936					
Dvorak, Jon	D	22,326	99.22			67,550	33.88
Scattered	W(D)	175	.78				
	Total Party Votes:	22,501					
Yellin, Steven	NL					1,785	.90
Scattered	W					119	.06
Scattered	W(REF)	8	100.00				
	Total Party Votes:	8					
	Total District Votes:	56,445				199,396	

DISTRICT 5

(I) Latham, Tom	R	31,563	99.89			132,730	99.22
Scattered	W(R)	35	.11				
	Total Party Votes:	31,598					
Scattered	W					1,041	.78
Scattered	W(D)	396	100.00				
	Total Party Votes:	396					
Scattered	W(REF)	5	100.00				
	Total Party Votes:	5					
	Total District Votes:	31,999				133,771	
	Total State Votes:	220,995				900,701	

KANSAS

August 4th

November 3rd

DISTRICT 1

(I) Moran, Jerry	R	81,504	100.00			152,775	80.66
	Total Party Votes:	81,504					
Phillips, Jim	D	18,859	100.00			36,618	19.33
	Total Party Votes:	18,859					
	Total District Votes:	100,363				189,393	

DISTRICT 2

(I) Ryun, Jim	R	53,401	78.25			108,527	60.95
Little, Tom	R	14,840	21.75				
	Total Party Votes:	68,241					
Clark, Jim	D	19,292	66.29			69,521	39.05
Miller, Wes	D	9,812	33.71				
	Total Party Votes:	29,104					
	Total District Votes:	97,345				178,048	

ELECTION TYPE:		PRIMARY		RUNOFF		GENERAL	
CANDIDATE NAME	PARTY	# OF VOTES	%	# OF VOTES	%	# OF VOTES	%

KANSAS (Continued)

August 4th

November 3rd

DISTRICT 3

Moore, Dennis	D	18,424	74.25			103,376	52.39
Dana, Dan	D	6,388	25.74				

Total Party Votes: 24,812

Snowbarger, Vince	R	55,697	100.00			93,938	47.61
-------------------	---	--------	--------	--	--	--------	-------

Total Party Votes: 55,697

Total District Votes: 80,509 197,314

DISTRICT 4

(I) Tiaht, Todd	R	53,335	100.00			94,785	58.26
-----------------	---	--------	--------	--	--	--------	-------

Total Party Votes: 53,335

Lawing, Jim	D	14,101	62.21			62,737	38.56
-------------	---	--------	-------	--	--	--------	-------

Kinard, M. R.	D	8,567	37.79				
---------------	---	-------	-------	--	--	--	--

Total Party Votes: 22,668

Newland, Craig	TXP					5,171	3.18
----------------	-----	--	--	--	--	-------	------

Total District Votes: 76,003 162,693

Total State Votes: 354,220 727,448

KENTUCKY

May 26th

November 3rd

DISTRICT 1

(I) Whitfield, Ed	R	Unopposed				95,308	55.18
Barlow, Tom	D	Unopposed				77,402	44.82

Total District Votes: 172,710

DISTRICT 2

(I) Lewis, Ron	R	Unopposed				113,285	63.66
Evans, Bob	D	Unopposed				62,848	35.31

Ketchel, Jim	REF					1,833	1.03
--------------	-----	--	--	--	--	-------	------

Total District Votes: 177,966

DISTRICT 3

(I) Northup, Anne Meagher	R	Unopposed				100,690	51.52
---------------------------	---	-----------	--	--	--	---------	-------

Gorman, Chris	D	39,051	58.08			92,865	47.52
---------------	---	--------	-------	--	--	--------	-------

Woodward, Virginia L.	D	28,184	41.92				
-----------------------	---	--------	-------	--	--	--	--

Total Party Votes: 67,235

Metten, Patricia Jo	NL					1,881	.96
---------------------	----	--	--	--	--	-------	-----

Total District Votes: 67,235 195,436

ELECTION TYPE:		PRIMARY		RUNOFF		GENERAL	
CANDIDATE NAME	PARTY	# OF VOTES	%	# OF VOTES	%	# OF VOTES	%

KENTUCKY (Continued)

May 26th

November 3rd

DISTRICT 4

Lucas, Ken	D	46,293	65.71			93,485	53.41
Feinberg, Howard	D	24,154	34.29				
Total Party Votes:		70,447					

Williams, Gex "Jay"	R	17,443	51.18			81,547	46.59
Robinson, Rick	R	14,074	41.30				
Kidney, James	R	2,561	7.52				
Total Party Votes:		34,078					

Total District Votes:		104,525				175,032	
-----------------------	--	---------	--	--	--	---------	--

DISTRICT 5

(I) Rogers, Harold "Hal"	R	Unopposed				142,215	78.23
Bailey-Bamer, Sidney Jane	D	Unopposed				39,585	21.77
Total District Votes:						181,800	

DISTRICT 6

Fletcher, Ernie	R	18,782	75.91			104,046	53.11
Whitehead, Jay L.	R	5,961	24.09				
Total Party Votes:		24,743					

Scorsone, Ernesto	D	26,653	24.03			90,033	45.95
Rose, John A. "Eck"	D	23,543	21.22				
Isaac, Teresa Ann	D	17,611	15.88				
Russell, Bobby	D	16,654	15.01				
Newberry, Jim	D	13,065	11.78				
Miller, Jonathan	D	12,240	11.03				
Land, Scott	D	1,155	1.04				
Total Party Votes:		110,921					

Krogdahl, Wasley S.	TXP					1,839	.94
Total District Votes:						195,918	

Total State Votes:		307,424				1,098,862	
--------------------	--	---------	--	--	--	-----------	--

LOUISIANA*

November 3rd

DISTRICT 1

(I) Livingston, Robert L. "Bob"	R					Unopposed	
---------------------------------	---	--	--	--	--	-----------	--

DISTRICT 2

(I) Jefferson, William J.	D					102,247	85.96
Reed, David	D					10,803	9.08
Veal, Don-Terry	D					5,899	4.96
Total District Votes:						118,949	

DISTRICT 3

(I) Tausin, W. J. "Billy"	R					Unopposed	
---------------------------	---	--	--	--	--	-----------	--

DISTRICT 4

(I) McCrery, "Jim"	R					Unopposed	
--------------------	---	--	--	--	--	-----------	--

ELECTION TYPE:		PRIMARY		RUNOFF		GENERAL	
CANDIDATE NAME	PARTY	# OF VOTES	%	# OF VOTES	%	# OF VOTES	%

LOUISIANA* (Continued)

November 3rd*

DISTRICT 5							
(I)	Cooksey, John C.	R				Unopposed	

DISTRICT 6							
(I)	Baker, Richard	R				97,044	50.74
	McKeithen, Marjorie	D				94,201	49.26
	Total District Votes:					191,245	

DISTRICT 7							
(I)	John, "Chris"	D				Unopposed	

	Total State Votes:					310,194	

* In July 1998, the U.S. Court of Appeals for the Fifth Circuit affirmed the action of the District Court in the case of Love, et al v. Foster and McKeithen (remanded from the U.S. Supreme Court), which established November 3, 1998, as the date of the 1998 Congressional election with a runoff to be held on December 5, 1998, if necessary. The ruling preserved all provisions of the current state election code with the exception of the provisions which establish the dates on which members of Congress are elected.

Section 511 of Title 18 of the Louisiana Revised Statutes of 1950, as amended, provides that a candidate who receives a majority of votes cast for an office in a primary election is elected. When no candidate achieves a majority, the two top vote-getters, regardless of party, go on to a runoff election. This section also provides that a candidate who is unopposed in the primary is declared elected by the people and is not listed on the ballot in either the primary or general election. In 1998, the runoff election, scheduled for December 5, 1998, was not necessary.

MAINE		June 9th		November 3rd			
DISTRICT 1							
(I)	Allen, Thomas H.	D	28,370	100.00	134,335	60.33	
	Total Party Votes:		28,370				
	Connelly, Ross J.	R	17,108	52.65	79,160	35.55	
	Ott, David N.	R	15,384	47.35			
	Total Party Votes:		32,492				
	Greiner, Eric R.	U			9,182	4.12	
	Total District Votes:		60,862		222,677		

DISTRICT 2							
(I)	Baldacci, John E.	D	24,213	100.00	146,202	76.20	
	Total Party Votes:		24,213				
	Reisman, Jonathan	R	19,702	100.00	45,674	23.80	
	Total Party Votes:		19,702				
	Total District Votes:		43,915		191,876		

	Total State Votes:		104,777		414,553		

ELECTION TYPE:		PRIMARY		RUNOFF		GENERAL	
CANDIDATE NAME	PARTY	# OF VOTES	%	# OF VOTES	%	# OF VOTES	%

MARYLAND

September 15th

November 3rd

DISTRICT 1

(I)	Gilchrest, Wayne T.	R	31,066	100.00		135,771	69.19
	Total Party Votes:		31,066				
	Pinder, Irving	D	16,957	37.77		60,450	30.81
	Serabian, Michael J., Sr.	D	10,922	24.33			
	Rea, John	D	9,813	21.86			
	Jenkins, Thomas Morse	D	7,200	16.04			
	Total Party Votes:		44,892				
	Total District Votes:		75,958			196,221	

DISTRICT 2

(I)	Ehrlich, Robert L., Jr.	R	34,465	100.00		145,711	69.32
	Total Party Votes:		34,465				
	Bosley, Kenneth T.	D	17,998	44.80		64,474	30.67
	Bowers, Ronald P.	D	13,188	32.83			
	DeLoach, James Edward, Jr.	D	6,975	17.36			
	Kuebler, Walter T.	D	2,011	5.00			
	Total Party Votes:		40,172				
	Sweeney, John J.	W(I)				21	.01
	Total District Votes:		74,637			210,206	

DISTRICT 3

(I)	Cardin, Benjamin L.	D	50,240	89.56		137,501	77.61
	Hiegel, Dan	D	5,856	10.44			
	Total Party Votes:		56,096				
	Harby, Colin Felix	R	11,872	100.00		39,667	22.39
	Total Party Votes:		11,872				
	Total District Votes:		67,968			177,168	

DISTRICT 4

(I)	Wynn, Albert R.	D	46,867	86.67		129,139	85.72
	Rosenthal, E. Richard	D	4,812	8.90			
	Persaud, Krisnan	D	2,394	4.43			
	Total Party Votes:		54,073				
	Kimble, John B.	R	2,157	37.80		21,518	14.28
	Wrightson, John W.	R	2,050	35.92			
	Mitchell, Roscoe Jerome	R	1,500	26.28			
	Total Party Votes:		5,707				
	Total District Votes:		59,780			150,657	

DISTRICT 5

(I)	Hoyer, Steny	D	40,485	85.94		126,792	65.37
	Arnett, Orville	D	6,625	14.06			
	Total Party Votes:		47,110				
	Ostrom, Robert B.	R	17,816	100.00		67,176	34.63
	Total Party Votes:		17,816				
	Total District Votes:		64,926			193,968	

ELECTION TYPE:		PRIMARY		RUNOFF		GENERAL	
CANDIDATE NAME	PARTY	# OF VOTES	%	# OF VOTES	%	# OF VOTES	%

MARYLAND (Continued)

September 15th

November 3rd

DISTRICT 6							
(I)	Bartlett, Roscoe	R	47,959	100.00		127,802	63.42
	Total Party Votes:		47,959				
	McCown, Timothy D.	D	29,889	100.00		73,728	36.58
	Total Party Votes:		29,889				
	Total District Votes:		77,848			201,530	

DISTRICT 7							
(I)	Cummings, Elijah E.	D	47,293	91.43		112,699	85.74
	Ward, Joseph E.	D	4,433	8.57			
	Total Party Votes:		51,726				
	Kondner, Kenneth	R	2,916	56.53		18,742	14.26
	Campbell, Antonio W.	R	1,322	25.63			
	Jennings, Dorothy C.	R	920	17.84			
	Total Party Votes:		5,158				
	Jennings, Dorothy C.	W(R)				6	.00
	Total District Votes:		56,884			131,447	

DISTRICT 8							
(I)	Morella, Constance A.	R	20,687	77.49		133,145	60.32
	Columba, Luis F.	R	6,009	22.51			
	Total Party Votes:		26,696				
	Neas, Ralph G.	D	25,678	55.64		87,497	39.64
	Vollmer, Deborah A.	D	7,320	15.86			
	Ibanez, Michael Anthony Enriquez	D	3,266	7.08			
	English, George	D	3,261	7.07			
	Deichman, Donald M.	D	2,656	5.76			
	Davis, Mignon Bush	D	2,214	4.80			
	Geis, Donald E.	D	1,754	3.80			
	Total Party Votes:		46,149				
	Carmody, Kevin	W(NL)				106	.05
	Total District Votes:		72,845			220,748	

	Total State Votes:		550,846			1,481,945	

MASSACHUSETTS

September 15th

November 3rd

DISTRICT 1							
(I)	Olver, John W.	D	27,620	99.82		121,863	71.69
	Scattered	W(D)	50	.18			
	Total Party Votes:		27,670				
	Morgan, Gregory L.	R	12,127	99.83		48,055	28.27
	Scattered	W(R)	21	.17			
	Total Party Votes:		12,148				
	Scattered	W				58	.03
	Total District Votes:		39,818			169,976	

ELECTION TYPE:		PRIMARY		RUNOFF		GENERAL	
CANDIDATE NAME	PARTY	# OF VOTES	%	# OF VOTES	%	# OF VOTES	%

MASSACHUSETTS (Continued)

September 15th

November 3rd

DISTRICT 2

(I) Neal, Richard E.	D	30,785	99.45			130,550	98.95
Scattered	W(D)	169	.54				
	Total Party Votes:	30,954					
Scattered	W(R)	326	100.00				
	Total Party Votes:	326					
Scattered	W					1,383	1.05
	Total District Votes:	31,280				131,933	

DISTRICT 3

(I) McGovern, James P.	D	37,223	99.56			108,613	56.90
Scattered	W(D)	165	.44				
	Total Party Votes:	37,388					
Amorello, Matthew J.	R	18,205	99.70			79,174	41.48
Scattered	W(R)	55	.30				
	Total Party Votes:	18,260					
Phillies, George	LBT					2,887	1.51
Scattered	W					204	.11
	Total District Votes:	55,648				190,878	

DISTRICT 4

(I) Frank, Barney	D	54,910	99.71			148,340	98.42
Scattered	W(D)	161	.29				
	Total Party Votes:	55,071					
Scattered	W(R)	661	100.00				
	Total Party Votes:	661					
Scattered	W					2,380	1.58
	Total District Votes:	55,732				150,720	

DISTRICT 5

(I) Meehan, Martin T.	D	45,228	99.51			127,418	70.70
Scattered	W(D)	221	.49				
	Total Party Votes:	45,449					
Coleman, David E.	R	17,343	99.49			52,725	29.25
Scattered	W(R)	89	.51				
	Total Party Votes:	17,432					
Scattered	W					87	.05
	Total District Votes:	62,881				180,230	

ELECTION TYPE:

PRIMARY

RUNOFF

GENERAL

CANDIDATE NAME	PARTY	# OF VOTES	%	# OF VOTES	%	# OF VOTES	%
----------------	-------	------------	---	------------	---	------------	---

MASSACHUSETTS (Continued)

September 15th

November 3rd

DISTRICT 6							
(I)	Tierney, John F.	D	45,951	86.96		117,132	54.55
	Francoeur, David A.	D	6,819	12.90			
	Scattered	W(D)	69	.13			
	Total Party Votes:		52,839				
	Torkildsen, Peter G.	R	22,781	68.17		90,986	42.38
	McCarthy, Paul	R	10,598	31.71			
	Scattered	W(R)	38	.11			
	Total Party Votes:		33,417				
	Fritz, Randall C.	I				6,544	3.05
	Scattered	W				44	.02
	Total District Votes:		86,256			214,706	

DISTRICT 7							
(I)	Markey, Edward J.	D	59,653	99.53		137,178	70.60
	Scattered	W(D)	279	.46			
	Total Party Votes:		59,932				
	Long, Patricia H.	R	16,495	99.37		56,977	29.32
	Scattered	W(R)	105	.63			
	Total Party Votes:		16,600				
	Scattered	W				150	.08
	Total District Votes:		76,532			194,305	

DISTRICT 8							
	Capuano, Michael E.	D	19,446	22.88		99,603	81.72
	Flynn, Raymond L.	D	14,839	17.46			
	Bachrach, George A.	D	12,157	14.30			
	O'Connor, John T.	D	11,092	13.05			
	Clapprood, Marjorie O'Neill	D	10,446	12.29			
	Gabrieli, Christopher F.	D	5,740	6.75			
	Yancey, Charles Calvin	D	4,437	5.22			
	Tracy, Susan M.	D	2,858	3.36			
	Keane, Thomas M., Jr.	D	2,150	2.53			
	Rodriguez, Alex	D	1,802	2.12			
	Scattered	W(D)	21	.02			
	Total Party Votes:		84,988				
	Hyde, Philip, III	R	4,339	96.96		14,125	11.59
	Scattered	W(R)	136	3.04			
	Total Party Votes:		4,475				
	Morell, Andrea	SWP				4,854	3.98
	Schinella, Anthony A.	U				3,129	2.57
	Scattered	W				176	.14
	Total District Votes:		89,463			121,887	

ELECTION TYPE:		PRIMARY		RUNOFF		GENERAL	
CANDIDATE NAME	PARTY	# OF VOTES	%	# OF VOTES	%	# OF VOTES	%

MASSACHUSETTS (Continued)

September 15th

November 3rd

DISTRICT 9

(I) Moakley, John Joseph	D	64,131	99.80			150,667	99.41
Scattered	W(D)	125	.19				
	Total Party Votes:	64,256					
Scattered	W(R)	703	100.00				
	Total Party Votes:	703					
Scattered	W					888	.58
	Total District Votes:	64,959				151,555	

DISTRICT 10

(I) Delahunt, William D.	D	59,244	99.62			164,917	70.01
Scattered	W(D)	227	.38				
	Total Party Votes:	59,471					
Bleicken, Eric V.	R	27,455	99.52			70,466	29.91
Scattered	W(R)	133	.48				
	Total Party Votes:	27,588					
Scattered	W					180	.08
	Total District Votes:	87,059				235,563	
	Total State Votes:	649,628				1,741,753	

MICHIGAN

August 4th*

November 3rd

DISTRICT 1

(I) Stupak, Bart	D	45,691	100.00			130,129	58.67
	Total Party Votes:	45,691					
McManus, Michelle A.	R	28,428	63.83			87,630	39.51
Carr, Bob	R	13,019	29.23				
Schoech, Tom	R	3,087	6.93				
	Total Party Votes:	44,534					
Loosemore, John W	LBT	*				2,306	1.04
Conway, Wendy	NL					1,731	.78
	Total District Votes:	90,225				221,796	

DISTRICT 2

(I) Hoekstra, Peter	R	42,435	100.00			146,854	68.74
	Total Party Votes:	42,435					
Schrauger, Bob	W(D)/D	2,509	100.00			63,573	29.76
	Total Party Votes:	2,509					
Smith, Bruce A	LBT	*				2,062	.96
Russell, Tom	NL					1,133	.53
	Total District Votes:	44,944				213,622	

ELECTION TYPE:		PRIMARY		RUNOFF		GENERAL	
CANDIDATE NAME	PARTY	# OF VOTES	%	# OF VOTES	%	# OF VOTES	%

MICHIGAN (Continued)

August 4th*

November 3rd

DISTRICT 3

(I) Ehlers, Vernon	R	36,774	100.00			146,364	73.09
Total Party Votes:		36,774					
Ferguson, John, Jr.	D	16,707	100.00			49,489	24.71
Total Party Votes:		16,707					
Haas, Erwin J.	LBT	*				2,537	1.27
Wiggins, Lucille	NL					1,861	.93
Total District Votes:		53,481				200,251	

DISTRICT 4

(I) Camp, Dave	R	43,143	100.00			155,343	91.32
Total Party Votes:		43,143					
Marsh, Dan	LBT	*				10,404	6.12
Goldberg, Stuart	NL					4,332	2.55
Rundquist, Thomas	W					30	.02
Rundquist, Thomas	W(D)	59	100.00				
Total Party Votes:		59					
Total District Votes:		43,202				170,109	

DISTRICT 5

(I) Barcia, James A.	D	37,364	100.00			135,254	71.20
Total Party Votes:		37,364					
Brewster, Donald W.	R	20,066	100.00			51,442	27.08
Total Party Votes:		20,066					
Foster, Clint	LBT	*				2,179	1.15
Ellison, Brian D.	NL					1,096	.58
Total District Votes:		57,430				189,971	

DISTRICT 6

(I) Upton, Fred	R	43,881	100.00			113,292	70.09
Total Party Votes:		43,881					
Annen, Clarence J.	D	9,382	100.00			45,358	28.06
Total Party Votes:		9,382					
Whitt, Glenn Douglas, Jr.	LBT	*				1,833	1.13
Asmus, Ken	NL					1,091	.68
Overton, Richard	W					53	.03
Total District Votes:		53,263				161,627	

DISTRICT 7

(I) Smith, Nick	R	29,916	100.00			104,656	57.46
Total Party Votes:		29,916					
Berryman, Jim	D	18,557	100.00			72,998	40.08
Total Party Votes:		18,557					
Proctor, Kenneth L	LBT	*				2,684	1.47
Ellison, Lynnea	NL					1,789	.98
Total District Votes:		48,473				182,127	

ELECTION TYPE:		PRIMARY		RUNOFF		GENERAL	
CANDIDATE NAME	PARTY	# OF VOTES	%	# OF VOTES	%	# OF VOTES	%

MICHIGAN (Continued)

August 4th*

November 3rd

DISTRICT 8

(I) Stabenow, Debbie	D	34,935	100.00			125,169	57.41
Total Party Votes:		34,935					
Munsell, Susan Grimes	R	22,067	100.00			84,254	38.64
Total Party Votes:		22,067					
Mangopoulos, John	REF	52	100.00			4,654	2.13
Total Party Votes:		52					
Steele, Ben, III	LBT	*				2,750	1.26
Allen, Patricia R.	NL					1,213	.56
Total District Votes:		57,054				218,040	

DISTRICT 9

(I) Kildee, Dale E.	D	37,898	100.00			105,457	55.94
Total Party Votes:		37,898					
McMillin, Tom	R	27,560	100.00			79,062	41.94
Total Party Votes:		27,560					
Johnson, Malcolm	LBT	*				4,006	2.12
Total District Votes:		65,458				188,525	

DISTRICT 10

(I) Bonior, David E.	D	42,011	100.00			108,770	52.41
Total Party Votes:		42,011					
Palmer, Brian	R	23,575	66.83			94,027	45.31
Lobsinger, Donald J.	R	11,703	33.17				
Total Party Votes:		35,278					
Friend, R.	LBT	*				3,396	1.64
Clark, Henry Ogden	NL					1,331	.64
Total District Votes:		77,289				207,524	

DISTRICT 11

(I) Knollenberg, Joe	R	45,030	100.00			144,264	63.89
Total Party Votes:		45,030					
Reeds, Travis M.	D	35,044	100.00			76,107	33.70
Total Party Votes:		35,044					
Gach, Dick	LBT	*				5,433	2.41
Total District Votes:		80,074				225,804	

DISTRICT 12

(I) Levin, Sander	D	43,441	100.00			105,824	55.86
Total Party Votes:		43,441					
Touma, Leslie A.	R	22,419	100.00			79,619	42.03
Total Party Votes:		22,419					
Titran, Albert J.	LBT	*				2,813	1.48
Rosenberg, Fred D.	NL					1,172	.62
Total District Votes:		65,860				189,428	

ELECTION TYPE:		PRIMARY		RUNOFF		GENERAL	
CANDIDATE NAME	PARTY	# OF VOTES	%	# OF VOTES	%	# OF VOTES	%

MICHIGAN (Continued)		August 4th*		November 3rd			
DISTRICT 13							
(I)	Rivers, Lynn Nancy	D	36,822	100.00		99,935	58.14
	Total Party Votes:		36,822				
	Hickey, Tom	R	18,414	100.00		68,328	39.75
	Total Party Votes:		18,414				
	Hutyra, Dean A.	LBT	*			2,873	1.67
	Makarem, Samir Roger	NL				751	.44
	Total District Votes:		55,236			171,887	

DISTRICT 14							
(I)	Conyers, John, Jr.	D	90,178	100.00		126,321	86.94
	Total Party Votes:		90,178				
	Collins, Vendella M.	R	5,202	100.00		16,140	11.11
	Total Party Votes:		5,202				
	Freyman, Michael	LBT	*			1,764	1.21
	Miller, Richard R.	NL				1,080	.74
	Total District Votes:		95,380			145,305	

DISTRICT 15							
(I)	Kilpatrick, Carolyn Cheeks	D	72,860	89.44		108,582	86.96
	Dillard, Godfrey	D	8,600	10.56			
	Total Party Votes:		81,460				
	Boyd-Fields, Chrysanthea D.	R	3,646	100.00		12,887	10.32
	Total Party Votes:		3,646				
	Willey, Linda S.	LBT	*			1,485	1.19
	Smith, Gregory F.	NL				1,098	.88
	Harkness, Holly	NPA				808	.65
	Total District Votes:		85,106			124,860	

DISTRICT 16							
(I)	Dingell, John D.	D	44,300	100.00		116,145	66.61
	Total Party Votes:		44,300				
	Morse, William	R	16,465	100.00		54,121	31.04
	Total Party Votes:		16,465				
	Hlavac, Edward A.	LBT	*			3,064	1.76
	Hamze, Noha F.	NL				1,027	.59
	Total District Votes:		60,765			174,357	

	Total State Votes:		1,033,240			2,985,233	

* The Libertarian party nominated by convention on April 5, 1998. Convention nominees are noted with an asterisk.

ELECTION TYPE:		PRIMARY		RUNOFF		GENERAL	
CANDIDATE NAME	PARTY	# OF VOTES	%	# OF VOTES	%	# OF VOTES	%

MINNESOTA

September 15th

November 3rd

DISTRICT 1

(I) Gutknecht, Gil	R	23,800	100.00			131,233	54.70
	Total Party Votes:	23,800					
Beckman, Tracy L.	DFL	38,012	100.00			108,420	45.19
	Total Party Votes:	38,012					
Scattered	W					250	.10
	Total District Votes:	61,812				239,903	

DISTRICT 2

(I) Minge, David	DFL	48,535	100.00			148,933	57.03
	Total Party Votes:	48,535					
Duehring, Craig	R	19,705	100.00			99,490	38.10
	Total Party Votes:	19,705					
Bentz, Stan	REF	1,752	100.00			12,319	4.72
	Total Party Votes:	1,752					
Scattered	W					385	.15
	Total District Votes:	69,992				261,127	

DISTRICT 3

(I) Ramstad, Jim	R	19,183	100.00			203,731	71.91
	Total Party Votes:	19,183					
Leino, Stan J.	DFL	32,190	100.00			66,505	23.47
	Total Party Votes:	32,190					
Schramm, Derek W.	MNT					12,823	4.53
Scattered	W					250	.09
	Total District Votes:	51,373				283,309	

DISTRICT 4

(I) Vento, Bruce F.	DFL	53,121	100.00			128,726	53.69
	Total Party Votes:	53,121					
Newinski, Dennis R.	R	13,172	100.00			95,388	39.79
	Total Party Votes:	13,172					
Vacek, Dan R.	LMN					5,839	2.44
Schulstad, Carol Simmons	MNT					4,524	1.89
Neitzel, Michael A.	LBT					2,866	1.20
Wood, Heather	SWP					2,264	.94
Scattered	W					139	.06
	Total District Votes:	66,293				239,746	

ELECTION TYPE:

PRIMARY

RUNOFF

GENERAL

CANDIDATE NAME	PARTY	# OF VOTES	%	# OF VOTES	%	# OF VOTES	%
----------------	-------	------------	---	------------	---	------------	---

MINNESOTA (Continued)

September 15th

November 3rd

DISTRICT 5

(I) Sabo, Martin Olav	DFL	55,310	100.00			145,535	66.88
	Total Party Votes:	55,310					
Taylor, Frank	R	9,114	100.00			60,035	27.59
	Total Party Votes:	9,114					
Houston, Kevin	LBT					7,378	3.39
Pennock, Michael	SWP					2,842	1.30
Kassel, Jason	AFD					1,561	.72
Scattered	W					261	.12
	Total District Votes:	64,424				217,612	

DISTRICT 6

(I) Luther, Bill	DFL	43,991	100.00			148,728	49.96
	Total Party Votes:	43,991					
Kline, John	R	14,600	100.00			136,866	45.97
	Total Party Votes:	14,600					
Johnson, Eric M.	LBT					11,805	3.96
Scattered	W					302	.10
	Total District Votes:	58,591				297,701	

DISTRICT 7

(I) Peterson, Collin C.	DFL	46,530	100.00			169,907	71.71
	Total Party Votes:	46,530					
Edin, Aleta	R	16,544	100.00			66,562	28.09
	Total Party Votes:	16,544					
Scattered	W					473	.20
	Total District Votes:	63,074				236,942	

DISTRICT 8

(I) Oberstar, James L.	DFL	78,078	100.00			173,734	65.99
	Total Party Votes:	78,078					
Shuster, Jerry	R	14,763	100.00			69,667	26.46
	Total Party Votes:	14,763					
Estes, Stan (The Man)	REF	1,604	100.00			15,137	5.75
	Total Party Votes:	1,604					
Fuhol, Larry	LBT					4,558	1.73
Scattered	W					167	.06
	Total District Votes:	94,445				263,263	

Total State Votes:		530,004				2,039,603	
--------------------	--	---------	--	--	--	-----------	--

ELECTION TYPE:		PRIMARY		RUNOFF		GENERAL	
CANDIDATE NAME	PARTY	# OF VOTES	%	# OF VOTES	%	# OF VOTES	%

MISSISSIPPI

June 2nd

June 23rd

November 3rd

DISTRICT 1

(I) Wicker, Roger F.	R	Unopposed				66,738	67.19
Weathers, Rex N.	D	Unopposed				30,438	30.64
Rouse, John A. "Andy"	LBT					2,157	2.17
Total District Votes:						99,333	

DISTRICT 2

(I) Thompson, Bennie G.	D	Unopposed				80,507	71.22
Chipman, Will	LBT					32,533	28.78
Total District Votes:						113,040	

DISTRICT 3

(I) Pickering, Charles W. "Chip", Jr.	R	Unopposed				84,785	84.57
Scarborough, C. T.	LBT					15,465	15.43
Total District Votes:						100,250	

DISTRICT 4

Shows, Ronnie	D	12,377	56.75			73,252	53.39
Rhodes, Carroll	D	5,104	23.40				
Arceneaux, Joyce	D	4,300	19.72				
Scattered	W(D)	29	.13				
Total Party Votes:						21,810	

Hosemann, Delbert	R	6,967	21.04	14,889	55.99	61,551	44.86
Davis, Phil	R	5,964	18.01	11,705	44.01		
Rhodes, Art	R	5,830	17.60				
Lampton, Dunn	R	4,826	14.57				
Hall, Heath	R	3,868	11.68				
Stribling, Ken	R	2,220	6.70				
Sullivan, Doug	R	2,160	6.52				
Hearon, Erik	R	1,054	3.18				
Fortinberry, Wilburn	R	226	.68				
Total Party Votes:						33,115	

Fausek, Bill	LBT					898	.65
Thornton, Vince P.	TXP					801	.58
Welch, Kenneth "K.W."	REF					697	.51
Total District Votes:						54,925	

DISTRICT 5

(I) Taylor, Gene	D	Unopposed				78,661	77.81
McDonnell, Randy	R	1,875	45.62	1,853	52.78	19,341	19.13
Mertz, Karl	R	1,596	38.83	1,658	47.22		
O'Hara, Shawn	R	639	15.55				
Total Party Votes:						4,110	
Coffey, Ray	LBT					1,530	1.51
Claunch, Bob	REF					1,065	1.05
Mayeux, Philip	NL					498	.49
Total District Votes:						4,110	

Total State Votes: 59,035 30,105 550,917

ELECTION TYPE:

PRIMARY

RUNOFF

GENERAL

CANDIDATE NAME	PARTY	# OF VOTES	%	# OF VOTES	%	# OF VOTES	%
----------------	-------	------------	---	------------	---	------------	---

MISSOURI

August 4th

November 3rd

DISTRICT 1

(I) Clay, William (Bill), Sr.	D	21,666	100.00			90,840	72.64
Total Party Votes:		21,666					
Soluade, Richmond A., Sr.	R	6,695	100.00			30,635	24.50
Total Party Votes:		6,695					
Illyes, Richard E.	LBT	99	100.00			3,576	2.86
Total Party Votes:		99					
Total District Votes:		28,460				125,051	

DISTRICT 2

(I) Talent, James M.	R	26,908	90.02			142,313	70.02
Holmes, John A., Jr.	R	2,982	9.98				
Total Party Votes:		29,890					
Ross, John	D	7,534	54.81			57,565	28.32
Anderson, Patrick John	D	6,211	45.19				
Total Party Votes:		13,745					
Lundy, Brian K.	LBT	182	100.00			3,331	1.64
Total Party Votes:		182					
Warner, William	W(I)					50	.02
Total District Votes:		43,817				203,259	

DISTRICT 3

(I) Gephardt, Richard A.	D	28,440	73.85			98,287	55.81
Bailey, Steven G.	D	10,070	26.15				
Total Party Votes:		38,510					
Federer, William J.	R	8,915	52.08			74,005	42.02
Miloscia, Steve	R	5,346	31.23				
Ludwig, Mark	R	1,330	7.77				
Anderson, Wallace (Wally)	R	1,229	7.18				
Lehmuth, Lee	R	296	1.73				
Total Party Votes:		17,116					
Crist, Michael H.	LBT	130	100.00			2,275	1.29
Total Party Votes:		130					
Keller, Joseph C.	UST	81	75.70			1,532	.87
Jenish, Charles R.	UST	26	24.30				
Total Party Votes:		107					
Total District Votes:		55,863				176,099	

DISTRICT 4

(I) Skelton, Ike	D	35,677	100.00			133,173	70.98
Total Party Votes:		35,677					
Noland, Cecilia D.	R	26,649	100.00			51,005	27.18
Total Party Votes:		26,649					
Hoag, Edwin W. (Ed)	LBT	118	100.00			3,438	1.83
Total Party Votes:		118					
Total District Votes:		62,444				187,616	

ELECTION TYPE:		PRIMARY		RUNOFF		GENERAL	
CANDIDATE NAME	PARTY	# OF VOTES	%	# OF VOTES	%	# OF VOTES	%

MISSOURI (Continued)

August 4th

November 3rd

DISTRICT 5

(I) McCarthy, Karen	D	33,682	79.07			101,313	65.92
Wright, Walter	D	8,916	20.93				
	Total Party Votes:	42,598					
Bennett, Penny D.	R	14,462	100.00			47,582	30.96
	Total Party Votes:	14,462					
Stauffer, Grant S.	LBT	368	100.00			2,646	1.72
	Total Party Votes:	368					
Dulaney, Elizabeth Ann	REF	99	100.00			2,144	1.40
	Total Party Votes:	99					
	Total District Votes:	57,527				153,685	

DISTRICT 6

(I) Danner, Pat (Patsy Ann)	D	37,783	100.00			136,774	70.95
	Total Party Votes:	37,783					
Bailey, Jeff	R	12,204	54.58			51,679	26.81
Roth, Charles	R	10,155	45.42				
	Total Party Votes:	22,359					
Wetzel, Karl H.	LBT	211	100.00			4,324	2.24
	Total Party Votes:	211					
	Total District Votes:	60,353				192,777	

DISTRICT 7

(I) Blunt, Roy	R	60,739	100.00			129,746	72.56
	Total Party Votes:	60,739					
Perkel, Marc	D	10,427	100.00			43,416	24.28
	Total Party Votes:	10,427					
Harman, Mike	LBT	111	68.10			5,639	3.15
Burlison, Doug	LBT	52	31.90				
	Total Party Votes:	163					
	Total District Votes:	71,329				178,801	

DISTRICT 8

(I) Emerson, Jo Ann	R	23,097	100.00			104,271	62.62
	Total Party Votes:	23,097					
Heckemeyer, Anthony J. (Tony)	D	23,603	47.73			59,426	35.69
Bullock, Thad	D	14,252	28.82				
Kline, Richard	D	11,594	23.45				
	Total Party Votes:	49,449					
Hendricks, John	LBT	96	100.00			2,827	1.70
	Total Party Votes:	96					
	Total District Votes:	72,642				166,524	

ELECTION TYPE:		PRIMARY		RUNOFF		GENERAL	
CANDIDATE NAME	PARTY	# OF VOTES	%	# OF VOTES	%	# OF VOTES	%

MISSOURI (Continued)

August 4th

November 3rd

DISTRICT 9

(I) Hulshof, Kenny	R	20,784	100.00			117,196	62.24
	Total Party Votes:	20,784					
Vogt, Linda	D	39,663	100.00			66,861	35.51
	Total Party Votes:	39,663					
Hoffman, Robert	LBT	168	100.00			4,248	2.26
	Total Party Votes:	168					
	Total District Votes:	60,615				188,305	

	Total State Votes:	513,050				1,572,117	

MONTANA

June 2nd

November 3rd

(I) Hill, Rick	R	70,278	100.00			175,748	53.01
	Total Party Votes:	70,278					
Deschamps, Dusty	D	53,106	100.00			147,073	44.36
	Total Party Votes:	53,106					
Fellows, Mike	LBT	Unopposed				5,652	1.70
Sullivan, Webb	REF	Unopposed				3,078	.93
	Total State Votes:	123,384				331,551	

NEBRASKA

May 12th

November 3rd

DISTRICT 1

(I) Bereuter, Doug	R	64,211	99.35			136,058	73.45
Write-In	R	422	.65				
	Total Party Votes:	64,633					
Eret, Don	D	29,571	99.08			48,826	26.36
Write-In	D	273	.91				
	Total Party Votes:	29,844					
Eret, Don	N(D)	649	94.19				
Write-In	N(D)	40	5.80				
	Total Party Votes:	689					
Bereuter, Doug	N(R)	1,822	97.96				
Write-In	N(R)	38	2.04				
	Total Party Votes:	1,860					
Write-In	RC	7	100.00				
	Total Party Votes:	7					
Write-In	N(RC)	47	100.00				
	Total Party Votes:	47					
Scattered	W					343	.18
	Total District Votes:	97,080				185,227	

ELECTION TYPE:	PRIMARY		RUNOFF		GENERAL		
CANDIDATE NAME	PARTY	# OF VOTES	%	# OF VOTES	%	# OF VOTES	%

NEBRASKA (Continued)

May 12th

November 3rd

DISTRICT 2

Terry, Lee	R	21,750	39.67			106,782	65.51
Kupka, Steve	R	16,512	30.12				
Kuiper, Brad	R	14,686	26.79				
Jones, Pat	R	1,380	2.52				
Laird, Steven C.	R	457	.83				
Write-In	R	39	.07				

Total Party Votes: 54,824

Terry, Lee	N(R)	2,019	46.22				
Kupka, Steve	N(R)	1,161	26.58				
Kuiper, Brad	N(R)	883	20.22				
Jones, Pat	N(R)	205	4.69				
Laird, Steven C.	N(R)	75	1.72				
Write-In	N(R)	25	.57				

Total Party Votes: 4,368

Scott, Michael	D	20,533	64.40			55,722	34.18
McCourt, John C.	D	5,061	15.87				
Pritchett, Jess M.	D	4,885	15.32				
Muhammad, Melvin	D	1,037	3.25				
Write-In	D	365	1.14				

Total Party Votes: 31,881

Scott, Michael	N(D)	949	63.18				
Pritchett, Jess M.	N(D)	241	16.04				
McCourt, John C.	N(D)	202	13.45				
Muhammad, Melvin	N(D)	89	5.92				
Write-In	N(D)	21	1.40				

Total Party Votes: 1,502

Scattered	W					499	.31
Total District Votes:		92,575				163,003	

DISTRICT 3

(I) Barrett, Bill	R	81,535	99.64			149,896	84.34
Write-In	R	292	.36				

Total Party Votes: 81,827

Barrett, Bill	N(R)	315	92.92				
Write-In	N(R)	24	7.08				

Total Party Votes: 339

Hickman, Jerry	LBT					27,278	15.35
Scattered	W					325	.18
Remmenga, George P.	W					230	.13

Write-In	D	717	87.54				
Total Party Votes:		717					

Write-In	N(D)	102	12.45				
Total Party Votes:		102					

Total District Votes: 82,985 177,729

Total State Votes: 272,640 525,959

ELECTION TYPE:		PRIMARY		RUNOFF		GENERAL	
CANDIDATE NAME	PARTY	# OF VOTES	%	# OF VOTES	%	# OF VOTES	%

NEVADA

September 1st

November 3rd

DISTRICT 1

Berkley, Shelley	D	34,120	81.47			79,315	49.24
Baty, Clay	D	7,758	18.52				
Total Party Votes:		41,878					
Chairez, Don	R	15,864	41.75			73,540	45.65
Quisenberry, Esther R.	R	7,828	20.60				
Price, Nancy	R	3,285	8.64				
Tauber, Robert	R	2,866	7.54				
Gardner, Richard G.	R	2,804	7.38				
Blockey, Jim	R	2,725	7.17				
Cavnar, Sam M.	R	1,513	3.98				
Milko, "Sir" Hilary Michael	R	781	2.06				
Sondej, Ken	R	334	.88				
Total Party Votes:		38,000					
Burns, Jim	LBT					5,292	3.28
Howe, Jess	IAP					2,935	1.82
Total District Votes:		79,878				161,082	

DISTRICT 2

(I) Gibbons, Jim	R	Unopposed				201,623	81.05
Horne, Christopher	IAP					20,738	8.34
Tomburello, Louis R.	LBT					18,561	7.46
Winqvist, Robert W.	NL					7,841	3.15
Total District Votes:						248,763	
Total State Votes:		79,878				409,845	

NEW HAMPSHIRE

September 8th

November 3rd

DISTRICT 1

(I) Sununu, John E.	R	33,414	99.42			104,430	66.78
Scattered	W(R)	148	.44				
Flood, Peter	W(R)	45	.13				
Total Party Votes:		33,607					
Flood, Peter	D	11,736	98.09			51,783	33.12
Sununu, John E.	W(D)	140	1.17				
Scattered	W(D)	88	.74				
Total Party Votes:		11,964					
Scattered	W					156	.10
Total District Votes:		45,571				156,369	

ELECTION TYPE:	PRIMARY	RUNOFF	GENERAL				
CANDIDATE NAME	PARTY	# OF VOTES	%	# OF VOTES	%	# OF VOTES	%

NEW HAMPSHIRE (Continued)

September 8th

November 3rd

DISTRICT 2

(I) Bass, Charles	R	30,601	81.99			85,740	53.13
Cobbin, "Phil"	R	4,023	10.78				
Kulak, Robert J.	R	2,457	6.58				
Rauh, Mary	W(R)	140	.38				
Scattered	W(R)	69	.18				
Binette Peter	W(R)	32	.08				
Total Party Votes:		37,322					
Rauh, Mary	D	12,916	80.50			72,217	44.75
Binette, Peter	D	2,969	18.50				
Bass, Charles	W(D)	90	.56				
Scattered	W(D)	63	.39				
Cobbin, "Phil"	W(D)	5	.03				
Kulak, Robert J.	W(D)	1	.01				
Total Party Votes:		16,044					
Werme, Paula	I (LBT)					3,338	2.07
Scattered	W					81	.05
Total District Votes:		53,366				161,376	
Total State Votes:		98,937				317,745	

NEW JERSEY

June 2nd

November 3rd

DISTRICT 1

(I) Andrews, Robert E.	D	15,083	100.00			90,279	73.19
Total Party Votes:		15,083					
Richards, Ronald L.	R	4,423	100.00			27,855	22.58
Total Party Votes:		4,423					
West, David E., Jr.	I (LBT)					1,684	1.36
Stockman, Joseph W.	I (PL)					1,324	1.07
Forchion, Edward "Rob"	I (LMP)					1,257	1.02
Barber, James E.	I (NJC)					943	.76
Total District Votes:		19,506				123,342	

DISTRICT 2

(I) LoBiondo, Frank A.	R	16,384	100.00			93,248	65.89
Total Party Votes:		16,384					
Hunsberger, Derek	D	5,102	100.00			43,563	30.78
Total Party Votes:		5,102					
Campbell, Glenn E.	I (LBT)					2,955	2.09
Whittam, Mary A.	I (NJC)					1,748	1.24
Total District Votes:		21,486				141,514	

ELECTION TYPE:		PRIMARY		RUNOFF		GENERAL	
CANDIDATE NAME	PARTY	# OF VOTES	%	# OF VOTES	%	# OF VOTES	%
NEW JERSEY (Continued)		June 2nd		November 3rd			
DISTRICT 3							
(I) Saxton, Jim	R	12,254	100.00			97,508	62.01
	Total Party Votes:	12,254					
Polansky, Steven J.	D					55,248	35.14
Presser, Janice, Ph.D.	I (LBT)					2,527	1.61
Wahner, Norman E.	I (NJC)					1,063	.68
Pircher, James	I (UST)					608	.39
Feduniewicz, Ken	I (REF)					285	.18
	Total District Votes:	12,254				157,239	
DISTRICT 4							
(I) Smith, Christopher H.	R	10,526	100.00			92,991	62.17
	Total Party Votes:	10,526					
Schneider, Larry	D	6,238	78.33			52,281	34.95
Rizzo, Paul	D	1,099	13.80				
Smith, Lewis DuPont	D	316	3.97				
Teel, Paul D.	D	311	3.90				
	Total Party Votes:	7,964					
Quarles, Keith	I (LBT)					1,753	1.17
Strong, Morgan	I (NJC)					1,498	1.00
Mellis, Nick	I (GRN)					1,054	.70
	Total District Votes:	18,490				149,577	
DISTRICT 5							
(I) Roukema, Marge	R	16,215	52.80			106,304	63.72
Garrett, Scott	R	14,498	47.20				
	Total Party Votes:	30,713					
Schneider, Mike	D	5,605	100.00			55,487	33.26
	Total Party Votes:	5,605					
Wright, Thomas W.	I (LBT)					2,395	1.44
Weightman, William	I (NJI)					1,628	.98
Hamilton, Helen	I (NL)					1,004	.60
	Total District Votes:	36,318				166,818	
DISTRICT 6							
(I) Pallone, Frank, Jr.	D	9,918	100.00			78,102	57.00
	Total Party Votes:	9,918					
Ferguson, Michael	R	4,905	100.00			55,180	40.27
	Total Party Votes:	4,905					
Mayer, Carl J.	I (GRN)					1,291	.94
Nagle, Steve	I (LBT)					1,262	.92
Marshall, Leonard P.	I (NJC)					1,177	.86
	Total District Votes:	14,823				137,012	

ELECTION TYPE:		PRIMARY		RUNOFF		GENERAL	
CANDIDATE NAME	PARTY	# OF VOTES	%	# OF VOTES	%	# OF VOTES	%

NEW JERSEY (Continued)

June 2nd

November 3rd

DISTRICT 7							
(I)	Franks, Bob	R	8,955	100.00		77,751	52.52
	Total Party Votes:		8,955				
	Connelly, Maryanne S.	D	7,151	100.00		65,776	44.43
	Total Party Votes:		7,151				
	Martin, Richard C.	I (NJC)				3,007	2.03
	Young, Darren	I (LBT)				1,508	1.02
	Total District Votes:		16,106			148,042	

DISTRICT 8							
(I)	Pascrell, Bill, Jr.	D	10,167	100.00		81,068	62.08
	Total Party Votes:		10,167				
	Kirman, Matthew J.	R	6,871	100.00		46,289	35.45
	Total Party Votes:		6,871				
	Levine, Jeffrey	I (NL)				804	.62
	Spinosa, Stephen	I (NJC)				762	.58
	George, Bernard	I (C)				722	.55
	Caslander, Thomas Paine	I (SSS)				625	.48
	Aravena, Jose L.	I (SWP)				318	.24
	Total District Votes:		17,038			130,588	

DISTRICT 9							
(I)	Rothman, Steven R.	D	14,364	100.00		91,330	64.56
	Total Party Votes:		14,364				
	Lonegan, Steve	R	7,162	100.00		47,817	33.80
	Total Party Votes:		7,162				
	Perrone, Michael, Jr.	I (I-P)				1,349	.95
	Koontz, Michael W.	I (NJC)				686	.48
	Ebel, Kenneth	I (NL)				277	.20
	Total District Votes:		21,526			141,459	

DISTRICT 10							
(I)	Payne, Donald M.	D	24,747	91.65		82,244	83.50
	Speed, Dennis H.	D	2,254	8.35			
	Total Party Votes:		27,001				
	Wnuck, William Stanley	R	1,431	100.00		10,678	10.84
	Total Party Votes:		1,431				
	Pezzullo, Richard J.	I (NJC)				3,293	3.34
	Williams, Maurice	I (SWP)				2,279	2.31
	Total District Votes:		28,432			98,494	

ELECTION TYPE:		PRIMARY		RUNOFF		GENERAL	
CANDIDATE NAME	PARTY	# OF VOTES	%	# OF VOTES	%	# OF VOTES	%

NEW JERSEY (Continued)

June 2nd

November 3rd

DISTRICT 11

(I) Frelinghuysen, Rodney P.	R	26,174	100.00			100,910	67.74
Total Party Votes:		26,174					
Scollo, John P.	D	4,346	66.65			44,160	29.64
Kelly, James D., Jr.	D	900	13.80				
Marmo, Frank C.	D	853	13.08				
Mele, John	D	422	6.47				
Total Party Votes:		6,521					
Lett, Austin S.	I (LBT)					1,737	1.16
James, Agnes A.	I (NJC)					1,409	.94
Bauer, Stephen A.	I (UST)					755	.51
Total District Votes:		32,695				148,971	

DISTRICT 12

Holt, Rush	D	10,177	63.58			92,528	50.12
Mayer, Carl J.	D	5,830	36.42				
Total Party Votes:		16,007					
(I) Pappas, Michael	R	16,277	100.00			87,221	47.25
Total Party Votes:		16,277					
Siano, Joseph A.	I (LBT)					2,125	1.15
Hoffman, Madelyn R.	I (GRN)					1,409	.76
Kidder, Beverly	I (REF)					749	.40
Christian, Mary Jo	I (NL)					578	.31
Total District Votes:		32,284				184,610	

DISTRICT 13

(I) Menendez, Robert	D	25,067	100.00			70,308	80.06
Total Party Votes:		25,067					
de Leon, Theresa	R	2,748	68.99			14,615	16.64
Munoz, Carlos E.	R	1,235	31.01				
Total Party Votes:		3,983					
Hester, Richard S., Sr.	I (PLC)					1,276	1.45
Rivera, Richard G.	I (REF)					872	.99
Anmuth, Susan	I (SWP)					752	.86
Total District Votes:		29,050				87,823	

Total State Votes: 300,008 1,815,489

ELECTION TYPE:		PRIMARY		RUNOFF		GENERAL	
CANDIDATE NAME	PARTY	# OF VOTES	%	# OF VOTES	%	# OF VOTES	%
NEW MEXICO		June 2nd				November 3rd	
DISTRICT 1							
(I) Wilson, Heather A.	R	18,147	62.48			86,784	48.44
Davis, William F.	R	8,848	30.46				
Turrietta-Koury, Betty	R	1,036	3.57				
Wilson, Alan	R	1,014	3.49				
	Total Party Votes:	29,045					
Maloof, Phillip J.	D	31,841	75.07			75,040	41.88
Van Valin, Gary	D	10,576	24.93				
	Total Party Votes:	42,417					
Anderson, Robert L.	GRN	379	100.00			17,266	9.64
	Total Party Votes:	379					
Cole, Orlin G.	W(R)					78	.04
	Total District Votes:	71,841				179,168	
<hr/>							
DISTRICT 2							
(I) Skeen, Joe	R	23,493	100.00			85,077	57.92
	Total Party Votes:	23,493					
Baca, E. Shirley	D	29,376	64.36			61,796	42.07
Garcia, Mary Jane M.	D	16,266	35.64				
	Total Party Votes:	45,642					
	Total District Votes:	69,135				146,873	
<hr/>							
DISTRICT 3							
Udall, Tom	D	32,533	44.02			91,248	53.16
Serna, Eric P.	D	26,340	35.64				
Maes, Roman M., III	D	4,382	5.93				
Scarborough, Tony	D	3,681	4.98				
Cloer, Carol	D	2,631	3.56				
Lundstrom, Patricia	D	2,580	3.49				
Lobato, Francesca	D	1,251	1.69				
Treisman, Eric	D	498	.67				
	Total Party Votes:	73,896					
(I) Redmond, Bill	R	18,133	99.87			74,266	43.27
Lynch, Pdraig	W(R)	24	.13				
	Total Party Votes:	18,157					
Miller, Carol	GRN	347	100.00			6,103	3.56
	Total Party Votes:	347					
West, Robert E.	W(GRN)					32	.02
	Total District Votes:	92,400				171,649	
<hr/>							
	Total State Votes:	233,376				497,690	

ELECTION TYPE:		PRIMARY		RUNOFF		GENERAL	
CANDIDATE NAME	PARTY	# OF VOTES	%	# OF VOTES	%	# OF VOTES	%

NEW YORK

September 15th

November 3rd

DISTRICT 1

(I) Forbes, Michael P.						Combined Parties:	99,460	64.13
Forbes, Michael P.	R	Unopposed					[75,643]	
Forbes, Michael P.	C	Unopposed					[13,032]	
Forbes, Michael P.	IDP	Unopposed					[3,158]	
Forbes, Michael P.	RTL	Unopposed					[7,627]	
Holst, William G.						Combined Parties:	55,630	35.87
Holst, William G.	D	Unopposed					[54,463]	
Holst, William G.	STO						[1,167]	
Total District Votes:							155,090	

DISTRICT 2

(I) Lazio, Rick A.						Combined Parties:	85,089	66.25
Lazio, Rick A.	R	Unopposed					[71,760]	
Lazio, Rick A.	C	Unopposed					[13,329]	
Bace, John C.	D	Unopposed					37,949	29.55
Quinn, Denis K.	RTL	Unopposed					3,646	2.84
Herman, Kenneth J.	IDP	Unopposed					1,754	1.36
Total District Votes:							128,438	

DISTRICT 3

(I) King, Peter T.						Combined Parties:	117,258	64.29
King, Peter T.	C	Unopposed					[13,869]	
King, Peter T.	RTL	Unopposed					[7,680]	
King, Peter T.	R	6,967	79.34				[95,709]	
Previdi, Robert	R	1,814	20.66					
Total Party Votes:							8,781	
Langberg, Kevin N.	D	Unopposed					63,628	34.89
Di Lavore, Thomas R.	L	Unopposed					1,497	.82
Total District Votes:							182,383	

DISTRICT 4

(I) McCarthy, Carolyn						Combined Parties:	90,256	52.60
McCarthy, Carolyn	D	Unopposed					[86,692]	
McCarthy, Carolyn	IDP	Unopposed					[3,564]	
Becker, Gregory R.						Combined Parties:	79,984	46.62
Becker, Gregory R.	C	Unopposed					[9,114]	
Becker, Gregory R.	RTL	Unopposed					[6,361]	
Becker, Gregory R.	R	10,668	86.30				[64,509]	
Maher, Patricia M.	R	1,694	13.70					
Total Party Votes:							12,362	
Maher, Patricia M.	L	Unopposed					1,343	.78
Total District Votes:							171,583	

ELECTION TYPE:		PRIMARY		RUNOFF		GENERAL	
CANDIDATE NAME	PARTY	# OF VOTES	%	# OF VOTES	%	# OF VOTES	%

NEW YORK (Continued)

September 15th

November 3rd

DISTRICT 5

(I) Ackerman, Gary L.				Combined Parties:	97,404	65.00
Ackerman, Gary L.	D	Unopposed			[92,189]	
Ackerman, Gary L.	IDP	Unopposed			[2,767]	
Ackerman, Gary L.	L	Unopposed			[2,448]	
Pinzon, David C.				Combined Parties:	49,586	33.09
Pinzon, David C.	R	Unopposed			[40,861]	
Pinzon, David C.	C	Unopposed			[8,725]	
Robinson, Anne T.	RTL	Unopposed			2,872	1.92
Total District Votes:					149,862	

DISTRICT 6

(I) Meeks, Gregory W.				Combined Parties:	76,122	100.00
Meeks, Gregory W.	D	Unopposed			[73,235]	
Meeks, Gregory W.	IDP	Unopposed			[1,693]	
Meeks, Gregory W.	L	Unopposed			[1,194]	
Total District Votes:					76,122	

DISTRICT 7

Crowley, Joseph	D	Unopposed			50,924	69.02
Dillon, James J.	R	Unopposed			18,896	25.61
Retcho, Richard	C	Unopposed			3,960	5.37
Total District Votes:					73,780	

DISTRICT 8

(I) Nadler, Jerrold L.				Combined Parties:	112,948	86.00
Nadler, Jerrold L.	D	Unopposed			[108,408]	
Nadler, Jerrold L.	L	Unopposed			[4,540]	
Howard, Theodore	R	Unopposed			18,383	14.00
Total District Votes:					131,331	

DISTRICT 9

Weiner, Anthony				Combined Parties:	69,439	66.43
Weiner, Anthony	D	13,049	28.92		[67,274]	
Katz, Melinda R.	D	12,560	27.84			
Dear, Noach	D	9,888	21.92			
Feldman, Daniel L.	D	9,616	21.32			
Total Party Votes:		45,113				
Weiner, Anthony	IDP	Unopposed			[2,165]	
Telano, Louis	R				24,486	23.43
Jenkins, S. Leslie	R	Unopposed				
Katz, Melinda	L	Unopposed			5,698	5.45
Smith, Arthur J.	C	Unopposed			4,899	4.69
Total District Votes:		45,113			104,522	

Telano was selected by the party as the general election nominee following the primary election after Jenkins withdrew from the race.

ELECTION TYPE:		PRIMARY		RUNOFF		GENERAL	
CANDIDATE NAME	PARTY	# OF VOTES	%	# OF VOTES	%	# OF VOTES	%

NEW YORK (Continued)

September 15th

November 3rd

DISTRICT 10							
(I)	Towns, Edolphus					Combined Parties:	83,528 92.30
	Towns, Edolphus	D	18,282 54.61			[81,368]	
	Ford, Barry D.	D	11,958 35.72				
	Diamondstone, Kenneth	D	3,237 9.67				
	Total Party Votes:		33,477				
	Towns, Edolphus	L	Unopposed			[2,160]	
	Brown, Ernestine M.	R	Unopposed			5,577	6.16
	Johnson, Ernest	C	Unopposed			1,396	1.54
	Total District Votes:		33,477			90,501	

DISTRICT 11							
(I)	Owens, Major R.					Combined Parties:	75,773 89.99
	Owens, Major R.	D	Unopposed			[73,674]	
	Owens, Major R.	L	Unopposed			[2,099]	
	Greene, David					Combined Parties:	7,284 8.65
	Greene, David	R	Unopposed			[5,718]	
	Greene, David	C	Unopposed			[1,566]	
	Taliaferro, Phyllis	IDP	Unopposed			1,144	1.36
	Total District Votes:					84,201	

DISTRICT 12							
(I)	Velazquez, Nydia M.	D	Unopposed			53,269	83.62
	Markgraf, Rosemarie	R	Unopposed			7,405	11.62
	Diaz, Angel	C	Unopposed			1,632	2.56
	Cortes, Hector, Jr.	L	Unopposed			1,080	1.70
	Henry, Hector	FUS				320	.50
	Total District Votes:					63,706	

DISTRICT 13							
(I)	Fossella, Vito J.					Combined Parties:	76,138 64.77
	Fossella, Vito J.	R	Unopposed			[60,550]	
	Fossella, Vito J.	C	Unopposed			[11,707]	
	Fossella, Vito J.	RTL	Unopposed			[3,881]	
	Prisco, Eugene V.					Combined Parties:	40,167 34.17
	Prisco, Eugene V.	D	Unopposed			[39,153]	
	Prisco, Eugene V.	L	Unopposed			[1,014]	
	Lerman, Anita	IDP	Unopposed			1,245	1.06
	Total District Votes:					117,550	

DISTRICT 14							
(I)	Maloney, Carolyn B.					Combined Parties:	111,072 77.38
	Maloney, Carolyn B.	D	Unopposed			[104,351]	
	Maloney, Carolyn B.	L	Unopposed			[3,896]	
	Maloney, Carolyn B.	IDP	Unopposed			[2,825]	
	Kupferman, Stephanie E.	R	Unopposed			32,458	22.61
	Total District Votes:					143,530	

ELECTION TYPE:		PRIMARY		RUNOFF		GENERAL	
CANDIDATE NAME	PARTY	# OF VOTES	%	# OF VOTES	%	# OF VOTES	%

NEW YORK (Continued)

September 15th

November 3rd

DISTRICT 15

(I) Rangel, Charles B.				Combined Parties:	90,424	93.09
Rangel, Charles B.	D	Unopposed		[88,271]		
Rangel, Charles B.	L	Unopposed		[2,153]		
Cunningham, David E.	R	Unopposed		5,633	5.80	
McManus, Patrick	C	Unopposed		1,082	1.11	
Total District Votes:					97,139	

DISTRICT 16

(I) Serrano, Jose E.				Combined Parties:	67,367	95.45
Serrano, Jose E.	D	Unopposed		[65,957]		
Serrano, Jose E.	L	Unopposed		[1,410]		
Bayley, Thomas W., Jr.	R	Unopposed		2,457	3.48	
Camp, Owen	C	Unopposed		756	1.07	
Total District Votes:					70,580	

DISTRICT 17

(I) Engel, Eliot L.				Combined Parties:	80,947	88.00
Engel, Eliot L.	L	Unopposed		[1,690]		
Engel, Eliot L.	D	22,405	79.86	[79,257]		
Moreira-Brown, Herbert	D	5,649	20.14			
Total Party Votes:					28,054	
Fiumefreddo, Peter				Combined Parties:	11,037	12.00
Fiumefreddo, Peter	R	Unopposed		[7,982]		
Fiumefreddo, Peter	C	Unopposed		[2,280]		
Fiumefreddo, Peter	IDP	Unopposed		[775]		
Total District Votes:					91,984	

DISTRICT 18

(I) Lowey, Nita M.	D	Unopposed			91,623	82.76
McMahon, Daniel	C	Unopposed			12,594	11.38
Cavallo, Giulio A.	IDP	Unopposed			3,251	2.94
Conner, Marion M.	RTL	Unopposed			3,234	2.92
Total District Votes:					110,702	

DISTRICT 19

(I) Kelly, Sue W.				Combined Parties:	104,467	62.24
Kelly, Sue W.	R	Unopposed		[88,341]		
Kelly, Sue W.	C	Unopposed		[16,126]		
Collins, Dick	D	Unopposed		56,378	33.59	
DioGuardi, Joseph J.	RTL	Unopposed		5,941	3.54	
Williams, Charles C.	FRE	Unopposed		1,046	.62	
Total District Votes:					167,832	

ELECTION TYPE:		PRIMARY		RUNOFF		GENERAL	
CANDIDATE NAME	PARTY	# OF VOTES	%	# OF VOTES	%	# OF VOTES	%

NEW YORK (Continued)

September 15th

November 3rd

DISTRICT 20

(I) Gilman, Benjamin A.	R	Unopposed				98,546	58.34
Feiner, Paul J.					Combined Parties:	65,589	38.83
Feiner, Paul J.	D	Unopposed				[61,753]	
Feiner, Paul J.	IDP	Unopposed				[2,005]	
Feiner, Paul J.	L	Unopposed				[1,831]	
Tighe, Christine M.	RTL	Unopposed				4,769	2.82
Total District Votes:						168,904	

DISTRICT 21

(I) McNulty, Michael R.					Combined Parties:	146,639	74.22
McNulty, Michael R.	D	Unopposed				[123,638]	
McNulty, Michael R.	C	Unopposed				[15,690]	
McNulty, Michael R.	IDP	Unopposed				[7,311]	
Ayers, Lauren	R	Unopposed				50,931	25.78
Total District Votes:						197,570	

DISTRICT 22

Sweeney, John E.					Combined Parties:	106,919	55.32
Sweeney, John E.	C	Unopposed				[15,203]	
Sweeney, John E.	IDP	Unopposed				[3,930]	
Sweeney, John E.	R	14,443	52.19			[87,786]	
Caimano, Nicholas A., Jr.	R	7,447	26.91				
Baker, Maynard D.	R	3,452	12.47				
Giroux, Francis A.	R	2,334	8.43				
Total Party Votes:						27,676	
Bordewich, Jean P.	D	Unopposed				81,296	42.06
Giroux, Francis A.	RTL	Unopposed				5,051	2.61
Total District Votes:						193,266	

DISTRICT 23

(I) Boehlert, Sherwood L.	R	Unopposed				111,242	80.76
Vickers, David					Combined Parties:	26,493	19.23
Vickers, David	C	Unopposed				[21,596]	
Vickers, David	RTL	Unopposed				[4,897]	
Total District Votes:						137,735	

DISTRICT 24

(I) McHugh, John M.					Combined Parties:	116,682	79.00
McHugh, John M.	R	Unopposed				[101,689]	
McHugh, John M.	C	Unopposed				[14,993]	
Tallon, Neil P.	D	Unopposed				31,011	21.00
Total District Votes:						147,693	

ELECTION TYPE:		PRIMARY		RUNOFF		GENERAL	
CANDIDATE NAME	PARTY	# OF VOTES	%	# OF VOTES	%	# OF VOTES	%

NEW YORK (Continued)

September 15th

November 3rd

DISTRICT 25

(I) Walsh, James T.				Combined Parties:	121,204	69.39
Walsh, James T.	R	Unopposed			[102,219]	
Walsh, James T.	C	Unopposed			[18,985]	
Rothenberg, Yvonne				Combined Parties:	53,461	30.61
Rothenberg, Yvonne	D	Unopposed			[50,268]	
Rothenberg, Yvonne	L/GRN	Unopposed			[3,193]	
Total District Votes:					174,665	

DISTRICT 26

(I) Hinchey, Maurice D.				Combined Parties:	108,204	61.78
Hinchey, Maurice D.	D	Unopposed			[99,249]	
Hinchey, Maurice D.	IDP	Unopposed			[6,321]	
Hinchey, Maurice D.	L	Unopposed			[2,634]	
Walker, Wm. H. Bud				Combined Parties:	54,776	31.28
Walker, Wm. H. Bud	R	16,595	54.02		[47,084]	
Terry, Randall	R	10,453	34.02			
Drazen, Douglas Walter	R	3,674	11.96			
Total Party Votes:					30,722	
Walker, Wm. H. Bud	C	629	52.46		[7,692]	
Terry, Randall	C	570	47.54			
Total Party Votes:					1,199	
Terry, Randall	RTL	Unopposed			12,160	6.94
Total District Votes:					31,921	

DISTRICT 27

Reynolds, Thomas M.				Combined Parties:	102,042	57.32
Reynolds, Thomas M.	R	Unopposed			[86,106]	
Reynolds, Thomas M.	C	Unopposed			[15,936]	
Cook, Bill				Combined Parties:	75,978	42.68
Cook, Bill	D	Unopposed			[62,714]	
Cook, Bill	IDP	Unopposed			[8,194]	
Cook, Bill	RTL	Unopposed			[5,070]	
Total District Votes:					178,020	

DISTRICT 28

(I) Slaughter, Louise M.	D	Unopposed			118,856	64.79
Kaplan, Richard A.				Combined Parties:	56,443	30.77
Kaplan, Richard A.	R	4,505	73.18		[50,926]	
Crawford, Gerald D.	R	1,651	26.82			
Total Party Votes:					6,156	
Kaplan, Richard A.	IDP	Unopposed			[5,517]	
Britton, Paul	C	Unopposed			4,963	2.70
Crawford, Gerald D.	RTL	Unopposed			3,196	1.74
Total District Votes:					6,156	
					183,458	

ELECTION TYPE:		PRIMARY		RUNOFF		GENERAL	
CANDIDATE NAME	PARTY	# OF VOTES	%	# OF VOTES	%	# OF VOTES	%

NEW YORK (Continued)

September 15th

November 3rd

DISTRICT 29

(I) La Falce, John J.				Combined Parties:	97,235	57.02
La Falce, John J.	D	Unopposed		[87,805]		
La Falce, John J.	L	Unopposed		[2,668]		
La Falce, John J.	IDP	217	84.44	[6,762]		
Collins, Chris	IDP	39	15.18			
Scattered	W(IDP)	1	.39			
Total Party Votes:		257				
Collins, Chris				Combined Parties:	69,481	40.74
Collins, Chris	R	Unopposed		[58,232]		
Collins, Chris	C	Unopposed		[11,249]		
Denzel, David E.	RTL	Unopposed		3,813	2.24	
Total District Votes:		257		170,529		

DISTRICT 30

(I) Quinn, Jack				Combined Parties:	116,093	67.77
Quinn, Jack	R	Unopposed		[91,350]		
Quinn, Jack	C	Unopposed		[16,198]		
Quinn, Jack	IDP	Unopposed		[8,545]		
Peoples, Crystal D.	D	Unopposed		55,199	32.22	
Total District Votes:				171,292		

DISTRICT 31

(I) Houghton, Amo				Combined Parties:	107,615	68.00
Houghton, Amo	R	Unopposed		[95,638]		
Houghton, Amo	C	Unopposed		[11,977]		
Rossiter, Caleb	D	Unopposed		40,091	25.33	
Pierce, James R., Sr.	RTL	Unopposed		10,546	6.66	
Total District Votes:				158,252		

Total State Votes: 193,797 4,267,360

NORTH CAROLINA

September 15th

November 3rd

DISTRICT 1

(I) Clayton, Eva M.	D	44,789	66.76	85,125	62.25
Mercer, Linwood E.	D	22,299	33.24		
Total Party Votes:		67,088			
Tyler, Ted	R	1,497	50.32	50,578	36.99
Kratzer, Duane E., Jr.	R	1,061	35.66		
Power, Jerome	R	417	14.02		
Total Party Votes:		2,975			
Schwartz, Jack	LBT			1,044	.76
Total District Votes:		70,063		136,747	

ELECTION TYPE:		PRIMARY		RUNOFF		GENERAL	
CANDIDATE NAME	PARTY	# OF VOTES	%	# OF VOTES	%	# OF VOTES	%

NORTH CAROLINA (Continued)

September 15th

November 3rd

DISTRICT 2

(I) Etheridge, Bob	D	Unopposed				100,550	57.39
Page, Dan	R	4,562	90.62			72,997	41.67
Skillen, Richard D.	R	472	9.38				
Total Party Votes:		5,034					
Jackson, Mark	LBT					1,647	.94
Total District Votes:		5,034				175,194	

DISTRICT 3

(I) Jones, Walter B.	R	Unopposed				83,529	61.91
Williams, Jon	D	9,208	57.93			50,041	37.09
Ayres, Robert Junior "Bob"	D	4,029	25.35				
Moore, Sheppard Neal	D	2,657	16.72				
Total Party Votes:		15,894					
Nubel, Chris	LBT					1,342	.99
Total District Votes:		15,894				134,912	

DISTRICT 4

(I) Price, David	D	17,282	86.60			129,157	57.43
McKinney, Ralph M., Jr.	D	2,675	13.40				
Total Party Votes:		19,957					
Roberg, Tom	R	Unopposed				93,469	41.56
Goodson, Gary	LBT					2,284	1.02
Total District Votes:		19,957				224,910	

DISTRICT 5

(I) Burr, Richard	R	Unopposed				119,103	67.56
Robinson, Mike	D	Unopposed				55,806	31.66
Paczelt, Gene	LBT					1,382	.78
Total District Votes:						176,291	

DISTRICT 6

(I) Coble, Howard	R	Unopposed				112,740	88.64
Bentley, Jeffrey D.	LBT					14,454	11.36
Total District Votes:						127,194	

DISTRICT 7

(I) McIntyre, Mike	D	18,865	94.31			124,366	91.25
Crow, Randy	D	1,139	5.69				
Total Party Votes:		20,004					
Meadows, Paul	LBT					11,924	8.75
Total District Votes:		20,004				136,290	

ELECTION TYPE:		PRIMARY		RUNOFF		GENERAL	
CANDIDATE NAME	PARTY	# OF VOTES	%	# OF VOTES	%	# OF VOTES	%

NORTH CAROLINA (Continued)

September 15th

November 3rd

DISTRICT 8

Hayes, Robert C. "Robin"	R	Unopposed		67,505	50.71
Taylor, Mike	D	Unopposed		64,127	48.17
Burns, Bob	LBT			1,492	1.12
Total District Votes:				133,124	

DISTRICT 9

(I) Myrick, Sue	R	Unopposed		120,570	69.26
Blake, Rory	D	3,956	68.31	51,345	29.49
Bonner, Jordan	D	1,835	31.69		
Total Party Votes:		5,791			
Taylor, Alvin Jeffrey	LBT			2,167	1.24
Total District Votes:		5,791		174,082	

DISTRICT 10

(I) Ballenger, T. Cass	R	Unopposed		118,541	85.58
Eddins, Deborah Garrett	LBT			19,970	14.42
Total District Votes:				138,511	

DISTRICT 11

(I) Taylor, Charles H.	R	Unopposed		112,908	56.62
Young, David	D	Unopposed		84,256	42.25
Heckert, Chris	LBT			2,259	1.13
Total District Votes:				199,423	

DISTRICT 12

(I) Watt, Mel	D	12,160	84.24	82,305	55.96
Adcock, Ronnie	D	2,275	15.76		
Total Party Votes:		14,435			
Keadle, John "Scott"	R	3,384	27.96	62,070	42.20
Cohen, Jim	R	3,146	26.00		
Jackson, Mike	R	2,271	18.77		
Bush, Tom	R	1,984	16.40		
Wood, Steve	R	802	6.63		
Kozlowski, John	R	514	4.25		
Total Party Votes:		12,101			
Smith, Michael G.	LBT			2,713	1.84
Total District Votes:		26,536		147,088	

Total State Votes: 163,279 1,903,766

ELECTION TYPE:		PRIMARY		RUNOFF		GENERAL	
CANDIDATE NAME	PARTY	# OF VOTES	%	# OF VOTES	%	# OF VOTES	%

NORTH DAKOTA

June 9th

November 3rd

(I) Pomeroy, Earl	DNL	42,512	100.00			119,668	56.21
Total Party Votes:		42,512					
Cramer, Kevin	R	37,063	100.00			87,511	41.11
Total Party Votes:		37,063					
Baltrusch, Glen	REF	294	100.00				
Total Party Votes:		294					
Loughead, Kenneth R.	I					5,709	2.68
Total State Votes:		79,869				212,888	

OHIO

May 5th

November 3rd

DISTRICT 1

(I) Chabot, Steve	R	24,034	100.00			92,421	52.99
Total Party Votes:		24,034					
Qualls, Roxanne	D	17,526	82.47			82,003	47.01
Mitchell, Ray	D	3,725	17.53				
Total Party Votes:		21,251					
Total District Votes:		45,285				174,424	

DISTRICT 2

(I) Portman, Rob	R	44,210	100.00			154,344	75.79
Total Party Votes:		44,210					
Sanders, Charles W.	D	15,065	100.00			49,293	24.21
Total Party Votes:		15,065					
Total District Votes:		59,275				203,637	

DISTRICT 3

(I) Hall, Tony P.	D	33,540	100.00			114,198	69.32
Total Party Votes:		33,540					
Shondel, John S.	R	26,349	100.00			50,544	30.68
Total Party Votes:		26,349					
Total District Votes:		59,889				164,742	

DISTRICT 4

(I) Oxley, Michael G.	R	52,681	100.00			112,011	63.81
Total Party Votes:		52,681					
McClain, Paul	D	17,595	59.88			63,529	36.19
Barnett, Wayne	D	11,787	40.12				
Total Party Votes:		29,382					
Total District Votes:		82,063				175,540	

ELECTION TYPE:

PRIMARY

RUNOFF

GENERAL

CANDIDATE NAME	PARTY	# OF VOTES	%	# OF VOTES	%	# OF VOTES	%
----------------	-------	------------	---	------------	---	------------	---

OHIO (Continued)

May 5th

November 3rd

DISTRICT 5

(I) Gillmor, Paul E.	R	53,559	100.00			123,979	66.69
Total Party Votes:		53,559					
Darrow, Susan Davenport	D	22,310	67.49			61,926	33.31
Dennerll, Norbert G., Jr.	D	10,746	32.51				
Total Party Votes:		33,056					
Total District Votes:		86,615				185,905	

DISTRICT 6

(I) Strickland, Ted	D	36,881	100.00			102,852	56.96
Total Party Votes:		36,881					
Hollister, Nancy P.	R	23,139	39.42			77,711	43.04
Cremeans, Frank A.	R	20,557	35.02				
Azinger, Michael	R	12,190	20.76				
Sharpe, Tom	R	1,832	3.12				
Browne, Grant Michael	R	988	1.68				
Total Party Votes:		58,706					
Total District Votes:		95,587				180,563	

DISTRICT 7

(I) Hobson, Dave	R	47,750	85.60			120,765	67.20
Herron, Richard	R	8,033	14.40				
Total Party Votes:		55,783					
Minor, Donald E., Jr.	D	24,198	100.00			49,780	27.70
Total Party Votes:		24,198					
Schrader, James A.	LBT					9,146	5.09
Ogrod, Stephen J.	W					6	.00
Total District Votes:		79,981				179,697	

DISTRICT 8

(I) Boehner, John A.	R	38,920	100.00			127,979	70.75
Total Party Votes:		38,920					
Griffin, John W.	D	13,177	58.49			52,912	29.25
Duerksen, Roland A.	D	9,352	41.51				
Total Party Votes:		22,529					
Total District Votes:		61,449				180,891	

DISTRICT 9

(I) Kaptur, Marcy	D	39,630	100.00			130,793	81.18
Total Party Votes:		39,630					
Emery, Edward S.	R	21,634	100.00			30,312	18.82
Total Party Votes:		21,634					
Total District Votes:		61,264				161,105	

ELECTION TYPE:		PRIMARY		RUNOFF		GENERAL	
CANDIDATE NAME	PARTY	# OF VOTES	%	# OF VOTES	%	# OF VOTES	%

OHIO (Continued)

May 5th

November 3rd

DISTRICT 10

(I) Kucinich, Dennis J.	D	51,613	88.14			110,552	66.77
Smith, C. River	D	6,941	11.85				
Total Party Votes:		58,554					
Slovenec, Joe	R	18,833	100.00			55,015	33.23
Total Party Votes:		18,833					
Total District Votes:		77,387				165,567	

DISTRICT 11

Jones, Stephanie Tubbs	D	38,450	51.00			115,226	80.41
McMickle, Marvin A.	D	15,176	20.13				
Johnson, Jeffrey	D	15,090	20.02				
Demora, William L.	D	5,977	7.93				
Blanchard, Dale Virgil	D	691	.92				
Total Party Votes:		75,384					
Hereford, James D.	R	3,447	45.47			18,592	12.97
Brentar, Jerome A.	R	1,491	19.67				
Saffold, Robert E.	R	1,477	19.48				
Carter, Mark	R	1,166	15.38				
Total Party Votes:		7,581					
Capers, Jean Murrell	I					9,477	6.61
Total District Votes:		82,965				143,295	

DISTRICT 12

(I) Kasich, John R.	R	44,492	90.60			124,197	67.17
Whisler, Ramona	R	4,616	9.40				
Total Party Votes:		49,108					
Brown, Edward S.	D	14,596	60.58			60,694	32.83
Jaynes, Bruce E.	D	9,498	39.42				
Total Party Votes:		24,094					
Total District Votes:		73,202				184,891	

DISTRICT 13

(I) Brown, Sherrod	D	41,924	100.00			116,309	61.55
Total Party Votes:		41,924					
Drake, Grace L.	R	18,439	52.88			72,666	38.45
Blair, Kenneth C., Jr.	R	10,367	29.73				
Jeric, Rick H.	R	6,065	17.39				
Total Party Votes:		34,871					
Total District Votes:		76,795				188,975	

ELECTION TYPE:		PRIMARY		RUNOFF		GENERAL	
CANDIDATE NAME	PARTY	# OF VOTES	%	# OF VOTES	%	# OF VOTES	%

OHIO (Continued)		May 5th		November 3rd			
DISTRICT 14							
(I)	Sawyer, Thomas C.	D	41,787	100.00		106,046	62.72
	Total Party Votes:		41,787				
	Watkins, Tom	R	14,409	52.18		63,027	37.28
	Wood, Richard F.	R	9,294	33.66			
	Lacey, Shannon Edward	R	3,912	14.17			
	Total Party Votes:		27,615				
	Total District Votes:		69,402			169,073	

DISTRICT 15							
(I)	Pryce, Deborah	R	37,574	100.00		113,846	65.74
	Total Party Votes:		37,574				
	Miller, Adam Clay	D	19,334	100.00		49,334	28.49
	Total Party Votes:		19,334				
	Nestor, Kevin	I				9,996	5.77
	Total District Votes:		56,908			173,176	

DISTRICT 16							
(I)	Regula, Ralph	R	43,207	84.37		117,426	64.00
	Yambrovich, Vince	R	8,004	15.63			
	Total Party Votes:		51,211				
	Ferguson, Peter D.	D	34,821	100.00		66,047	36.00
	Total Party Votes:		34,821				
	Total District Votes:		86,032			183,473	

DISTRICT 17							
(I)	Traficant, James A., Jr.	D	75,390	100.00		123,718	68.19
	Total Party Votes:		75,390				
	Alberty, Paul H.	R	21,549	100.00		57,703	31.81
	Total Party Votes:		21,549				
	Total District Votes:		96,939			181,421	

DISTRICT 18							
(I)	Ney, Bob	R	40,542	100.00		113,119	60.27
	Total Party Votes:		40,542				
	Burch, Robert L.	D	55,326	100.00		74,571	39.73
	Total Party Votes:		55,326				
	Total District Votes:		95,868			187,690	

ELECTION TYPE:		PRIMARY		RUNOFF		GENERAL	
CANDIDATE NAME	PARTY	# OF VOTES	%	# OF VOTES	%	# OF VOTES	%

OHIO (Continued)

May 5th

November 3rd

DISTRICT 19

(I) LaTourette, Steven C.	R	32,388	100.00			126,786	66.42
Total Party Votes:		32,388					
Kelley, Elizabeth	D	27,626	65.12			64,090	33.58
Miller, Scott	D	14,799	34.88				
Total Party Votes:		42,425					
Total District Votes:		74,813				190,876	
Total State Votes:		1,421,719				3,374,941	

OKLAHOMA

August 25th

September 15th

November 3rd

DISTRICT 1

(I) Largent, Steve	R	Unopposed				91,031	61.78
Plowman, Howard	D	Unopposed				56,309	38.22
Total District Votes:						147,340	

DISTRICT 2

(I) Coburn, Tom A.	R	Unopposed				85,581	57.72
Pharaoh, Kent	D	19,846	31.18	19,977	51.52	59,042	39.82
Baker, Isabel K.	D	19,138	30.06	18,799	48.48		
Wilson, James R.	D	16,551	26.00				
Bigby, Bryan J.	D	8,120	12.76				
Total Party Votes:		63,655		38,776			
Jones, Albert	I					3,641	2.46
Total District Votes:		63,655		38,776		148,264	

DISTRICT 3

(I) Watkins, Wes	R	Unopposed				89,832	61.96
Roberts, Walt	D	34,382	37.51	31,274	52.59	55,163	38.04
Roberts, Darryl	D	29,067	31.72	28,195	47.41		
Anoatubby, Bill	D	23,771	25.94				
Litherland, James Tony	D	4,430	4.83				
Total Party Votes:		91,650		59,469			
Total District Votes:		91,650		59,469		144,995	

DISTRICT 4

(I) Watts, J. C., Jr.	R	Unopposed				83,272	61.51
Odom, Ben	D	Unopposed				52,107	38.49
Total District Votes:						135,379	

DISTRICT 5

(I) Istook, Ernest	R	Unopposed				103,217	68.18
Smothermon, M. C.	D	Unopposed				48,182	31.82
Total District Votes:						151,399	

ELECTION TYPE:

PRIMARY

RUNOFF

GENERAL

CANDIDATE NAME	PARTY	# OF VOTES	%	# OF VOTES	%	# OF VOTES	%
----------------	-------	------------	---	------------	---	------------	---

OKLAHOMA (Continued)

August 25th

September 15th

November 3rd

DISTRICT 6

(I) Lucas, Frank D.	R	Unopposed				85,261	64.95
Barby, Paul M.	D	24,950	61.14			43,555	33.18
Whalen, W. T. Dub	D	15,856	38.86				
Total Party Votes:		40,806					
Finkle, Ralph B., Jr.	I					2,455	1.87
Total District Votes:		40,806				131,271	
Total State Votes:		196,111		98,245		858,648	

OREGON

May 19th

November 3rd

DISTRICT 1

Wu, David	D	29,100	52.15			119,993	50.10
Peters, Linda	D	23,863	42.76				
Sigurdson, Harold H.	D	2,663	4.77				
Scattered	W(D)	173	.31				
Total Party Votes:		55,799					
Bordonaro, Molly	R	34,939	66.08			112,827	47.11
Kvistad, Jon	R	17,825	33.71				
Scattered	W(R)	110	.21				
Total Party Votes:		52,874					
De Paulo, Michael	LBT					4,218	1.76
Hryciuk, John F.	SOC					2,224	.93
Scattered	W					234	.10
Total District Votes:		108,673				239,496	

DISTRICT 2

Walden, Greg	R	36,909	54.66			132,316	61.48
Atkinson, Perry A.	R	22,162	32.82				
Cooley, Wes	R	6,156	9.12				
Newkirk, John D.	R	2,166	3.21				
Scattered	W(R)	133	.20				
Total Party Votes:		67,526					
Campbell, Kevin M.	D	22,294	49.52			74,924	34.81
Wedum, Ellen	D	17,910	39.78				
Gilbertson, Jim	D	4,036	8.96				
Scattered	W(D)	780	1.73				
Total Party Votes:		45,020					
Bradshaw, Lindsey	LBT					4,729	2.20
Webb, Rohn (Grandpa)	SOC					2,773	1.29
Scattered	W					474	.22
Total District Votes:		112,546				215,216	

ELECTION TYPE:		PRIMARY		RUNOFF		GENERAL	
CANDIDATE NAME	PARTY	# OF VOTES	%	# OF VOTES	%	# OF VOTES	%

OREGON (Continued)

May 19th

November 3rd

DISTRICT 3

(I) Blumenauer, Earl	D	59,830	98.39			153,889	83.93
Scattered	W(D)	978	1.61				
Total Party Votes:		60,808					
Scattered	W(R)	933	77.75				
Blumenauer, Earl	W(R)	267	22.25				
Total Party Votes:		1,200					
Knight, Bruce Alexander	LBT					16,930	9.23
Brown, Walter F. (Walt)	SOC					10,199	5.56
Scattered	W					2,333	1.27
Total District Votes:		62,008				183,351	

DISTRICT 4

(I) DeFazio, Peter A.	D	58,072	99.66			157,524	70.12
Scattered	W(D)	196	.34				
Total Party Votes:		58,268					
Webb, Steve J.	R	19,064	56.05			64,143	28.55
Cloonan, Michael R.	R	14,585	42.88				
Scattered	W(R)	365	1.07				
Total Party Votes:		34,014					
Sorg, Karl G.	SOC					2,694	1.20
Scattered	W					276	.12
Total District Votes:		92,282				224,637	

DISTRICT 5

(I) Hooley, Darlene	D	52,952	99.28			124,916	54.87
Scattered	W(D)	386	.72				
Total Party Votes:		53,338					
Shannon, Marylin	R	41,650	98.54			92,215	40.51
Scattered	W(R)	616	1.46				
Total Party Votes:		42,266					
Donnelly, Michael	PAC					3,637	1.60
Thallheimer, Blaine	LBT					2,979	1.31
Burns, Jim	NL					2,284	1.00
Dover, Ed	SOC					1,378	.60
Scattered	W					248	.11
Total District Votes:		95,604				227,657	

Total State Votes: 471,113 1,090,357

ELECTION TYPE:

PRIMARY

RUNOFF

GENERAL

CANDIDATE NAME	PARTY	# OF VOTES	%	# OF VOTES	%	# OF VOTES	%
----------------	-------	------------	---	------------	---	------------	---

PENNSYLVANIA

May 19th

November 3rd

DISTRICT 1

(I) Brady, Robert A.	D	23,181	63.89			77,788	81.16
Carn, Andrew J.	D	8,061	22.22				
Morrison-Wesley, Dennis	D	4,052	11.17				
Jones, Sam	D	986	2.72				
Total Party Votes:		36,280					
Harrison, William M.	R	4,768	100.00			15,898	16.59
Total Party Votes:		4,768					
Featherman, John	LBT					1,198	1.25
Cole, Nancy	SWC					964	1.00
Total District Votes:		41,048				95,848	

DISTRICT 2

(I) Fattah, Chaka	D	35,761	100.00			102,763	86.53
Total Party Votes:		35,761					
Mulligan, Anne Marie	R	3,566	100.00			16,001	13.47
Total Party Votes:		3,566					
Total District Votes:		39,327				118,764	

DISTRICT 3

(I) Borski, Robert A.	D	20,989	86.92			66,270	59.35
Kates, John R.	D	3,157	13.07				
Total Party Votes:		24,146					
Dougherty, Charles F.	R	10,713	100.00			45,390	40.65
Total Party Votes:		10,713					
Total District Votes:		34,859				111,660	

DISTRICT 4

(I) Klink, Ron	D	35,652	99.27			103,183	63.82
Scattered	W(D)	263	.73				
Total Party Votes:		35,915					
Turzai, Mike	R	12,178	54.25			58,485	36.17
Miller, David F.	R	5,489	24.45				
Adametz, Paul T.	R	4,772	21.26				
Scattered	W(R)	8	.04				
Total Party Votes:		22,447					
Scattered	W					17	.01
Total District Votes:		58,362				161,685	

ELECTION TYPE:		PRIMARY		RUNOFF		GENERAL	
CANDIDATE NAME	PARTY	# OF VOTES	%	# OF VOTES	%	# OF VOTES	%

PENNSYLVANIA (Continued)

May 19th

November 3rd

DISTRICT 5

(I) Peterson, John E.	R	28,022	99.70			99,502	84.81
Scattered	W(R)	85	.30				
Total Party Votes:		28,107					
Belitskus, William M.	GRN					17,734	15.12
Scattered	W					87	.07
Peterson, John	W(D)	496	69.37				
Scattered	W(D)	118	16.50				
Baker, Matt	W(D)	101	14.12				
Total Party Votes:		715					
Total District Votes:		28,822				117,323	

DISTRICT 6

(I) Holden, Tim	D	20,758	100.00			85,374	61.00
Scattered	W(D)	1	.00				
Total Party Votes:		20,759					
Meckley, John	R	18,416	99.99			54,579	39.00
Scattered	W(R)	2	.01				
Total Party Votes:		18,418					
Total District Votes:		39,177				139,953	

DISTRICT 7

(I) Weldon, Curt	R	34,760	100.00			119,491	71.80
Total Party Votes:		34,760					
D'Urso, Martin J.	D	6,536	100.00			46,920	28.20
Total Party Votes:		6,536					
Total District Votes:		41,296				166,411	

DISTRICT 8

(I) Greenwood, Jim	R	21,347	67.44			93,697	63.22
Schiaffino, Joseph P.	R	10,305	32.55				
Scattered	W(R)	3	.01				
Total Party Votes:		31,655					
Tuthill, Bill	D	9,030	99.79			48,320	32.60
Scattered	W(D)	19	.21				
Total Party Votes:		9,049					
Wolfertz, Scott	CST					3,917	2.64
Blair, James R.	REF					1,229	.83
Boyce, Carolyn	NL					1,022	.69
Scattered	W					15	.01
Total District Votes:		40,704				148,200	

ELECTION TYPE:		PRIMARY		RUNOFF		GENERAL	
CANDIDATE NAME	PARTY	# OF VOTES	%	# OF VOTES	%	# OF VOTES	%

PENNSYLVANIA (Continued)

May 19th

November 3rd

DISTRICT 9

(I) Shuster, Bud #	R and D/R	24,768	80.65			125,409	99.51
Kemmler, Monte	R	5,830	18.98				
Politis, Paul	W(R)	65	.21				
Scattered	W(R)	46	.15				
	Total Party Votes:	30,709					
Shuster, Bud	W(D)	2,537	78.28				
Politis, Paul	W(D)	450	13.88				
Kemmler, Monte	W(D)	132	4.07				
Scattered	W(D)	122	3.76				
	Total Party Votes:	3,241					
Scattered	W					618	.49
	Total District Votes:	33,950				126,027	

Shuster was listed as Republican on the primary ballot and Democrat/Republican on the general election ballot.

DISTRICT 10

Sherwood, Don	R	21,252	43.70			84,275	48.70
Connors, James P.	R	11,554	23.76				
Flynn, Errol	R	7,714	15.86				
Donahue, Jerry	R	4,797	9.86				
Rogan, Mary	R	1,212	2.49				
Demko, Frank	R	1,080	2.22				
Kosciuk, Norbert R.	R	616	1.27				
Albert, Joe	R	393	.81				
Scattered	W(R)	16	.03				
	Total Party Votes:	48,634					
Casey, Patrick	D	26,882	98.66			83,760	48.40
Sherwood, Don	W(D)	265	.97				
Scattered	W(D)	100	.37				
	Total Party Votes:	27,247					
McLaughlin, Thomas J.	REF					4,998	2.89
Scattered	W					23	.01
	Total District Votes:	75,881				173,056	

DISTRICT 11

(I) Kanjorski, Paul E.	D	27,452	99.94			88,933	66.83
Scattered	W(D)	15	.05				
	Total Party Votes:	27,467					
Urban, Stephen A.	R	16,069	99.72			44,123	33.16
Kanjorski, Paul	W(R)	31	.19				
Scattered	W(R)	14	.09				
	Total Party Votes:	16,114					
Scattered	W					9	.01
	Total District Votes:	43,581				133,065	

ELECTION TYPE:		PRIMARY		RUNOFF		GENERAL	
CANDIDATE NAME	PARTY	# OF VOTES	%	# OF VOTES	%	# OF VOTES	%
PENNSYLVANIA (Continued)		May 19th				November 3rd	
DISTRICT 12							
(I) Murtha, John P.	D	31,039	99.85			100,528	68.49
Scattered	W(D)	47	.15				
	Total Party Votes:	31,086					
Holloway, Timothy E.	R	18,829	99.75			46,239	31.50
Scattered	W(R)	47	.25				
	Total Party Votes:	18,876					
Scattered	W					13	.01
	Total District Votes:	49,962				146,780	
<hr/>							
DISTRICT 13							
Hoeffel, Joseph M.	D	12,516	100.00			95,105	51.55
	Total Party Votes:	12,516					
(I) Fox, Jon D.	R	24,383	49.31			85,915	46.57
McMonagle, Michael J.	R	10,621	21.48				
Brown, Melissa	R	8,860	17.92				
Newman, Jonathan	R	5,582	11.29				
	Total Party Votes:	49,446					
Burke, Thomas Patrick	LBT					3,470	1.88
	Total District Votes:	61,962				184,490	
<hr/>							
DISTRICT 14							
(I) Coyne, William J.	D	56,537	99.99			83,355	60.52
Scattered	W(D)	4	.01				
	Total Party Votes:	56,541					
Ravotti, Bill	R	17,860	99.78			52,745	38.29
Scattered	W(R)	39	.22				
	Total Party Votes:	17,899					
Kolis, Dorothy L.	SWP					1,625	1.18
Scattered	W					11	.01
	Total District Votes:	74,440				137,736	
<hr/>							
DISTRICT 15							
Toomey, Pat	R	7,981	27.12			81,755	54.98
Kilbanks, Bob	R	7,266	24.69				
Uliana, Joseph M.	R	6,912	23.49				
Pascuzzo, Joe	R	3,518	11.96				
Sabatine, Nick	R	3,219	10.94				
Grello, Lawrence M.	R	525	1.78				
Scattered	W(R)	6	.02				
	Total Party Votes:	29,427					
Afflerbach, Roy C.	D	14,466	62.74			66,930	45.01
McElroy, Janice	D	8,590	37.25				
Scattered	W(D)	2	.01				
	Total Party Votes:	23,058					
Scattered	W					21	.01
	Total District Votes:	52,485				148,706	
<hr/>							

ELECTION TYPE:		PRIMARY		RUNOFF		GENERAL	
CANDIDATE NAME	PARTY	# OF VOTES	%	# OF VOTES	%	# OF VOTES	%
PENNSYLVANIA (Continued)		May 19th		November 3rd			
DISTRICT 16							
(I) Pitts, Joseph R.	R	22,529	99.97			95,979	70.53
Scattered	W(R)	6	.03				
	Total Party Votes:	22,535					
Yorczyk, Robert S.	W(D)/D	1,094	100.00			40,092	29.46
	Total Party Votes:	1,094					
Scattered	W					14	.01
	Total District Votes:	23,629				136,085	

DISTRICT 17							
(I) Gekas, George W.	R	37,787	99.91			114,931	99.85
Scattered	W(R)	34	.09				
	Total Party Votes:	37,821					
Scattered	W(D)	99	100.00				
	Total Party Votes:	99					
Scattered	W					176	.15
	Total District Votes:	37,920				115,107	

DISTRICT 18							
(I) Doyle, Mike	D	42,288	65.08			98,363	67.68
Hacke, Mary Beth	D	22,672	34.89				
Scattered	W(D)	18	.03				
	Total Party Votes:	64,978					
Walker, Dick	R	14,426	52.65			46,945	32.30
Stephens, Craig	R	12,901	47.08				
Scattered	W(R)	74	.27				
	Total Party Votes:	27,401					
Scattered	W					29	.02
	Total District Votes:	92,379				145,337	

DISTRICT 19							
(I) Goodling, Bill	R	36,054	67.61			96,284	67.57
Gerow, Charlie	R	17,247	32.34				
Scattered	W(R)	25	.05				
	Total Party Votes:	53,326					
Ropp, Linda G.	D	14,556	97.84			40,674	28.54
Scattered	W(D)	203	1.36				
Goodling, Bill	W(D)	118	.79				
	Total Party Votes:	14,877					
Shoemaker, Gary M.	LBT					5,444	3.82
Scattered	W					87	.06
	Total District Votes:	68,203				142,489	

ELECTION TYPE:		PRIMARY		RUNOFF		GENERAL	
CANDIDATE NAME	PARTY	# OF VOTES	%	# OF VOTES	%	# OF VOTES	%

PENNSYLVANIA (Continued)

May 19th

November 3rd

DISTRICT 20

(I) Mascara, Frank	D	40,882	99.88			97,885	99.81
Scattered	W(D)	50	.12				
	Total Party Votes:	40,932					
Davis, Ron	W(R)	850	83.01				
Scattered	W(R)	174	16.99				
	Total Party Votes:	1,024					
Scattered	W					190	.19
	Total District Votes:	41,956				98,075	

DISTRICT 21

(I) English, Phil	R	21,512	99.98			94,518	63.38
Scattered	W(R)	4	.02				
	Total Party Votes:	21,516					
Klemens, Larry	D	15,888	99.96			54,591	36.61
English, Phil	W(D)	5	.03				
Scattered	W(D)	2	.01				
	Total Party Votes:	15,895					
Scattered	W					6	.00
	Total District Votes:	37,411				149,115	

NO DISTRICT

Scattered	W					5	.00
-----------	---	--	--	--	--	---	-----

Total State Votes:

1,017,354

2,895,917

RHODE ISLAND

September 15th

November 3rd

DISTRICT 1

(I) Kennedy, Patrick J.	D	27,295	100.00			92,788	66.80
	Total Party Votes:	27,295					
Santa, Ronald G.	R	Unopposed				38,460	27.69
Sheehan, James C.	REF	Unopposed				6,202	4.46
Picerno, Charles	I					1,397	1.00
Scattered	W					48	.03
	Total District Votes:	27,295				138,895	

DISTRICT 2

(I) Weygand, Robert A.	D	27,306	100.00			110,917	72.00
	Total Party Votes:	27,306					
Matson, John O.	R	3,855	59.99			38,170	24.78
Driver, Rodney D.	R	2,571	40.01				
	Total Party Votes:	6,426					
Miller, Timothy L.	REF	Unopposed				4,877	3.16
Scattered	W					89	.06
	Total District Votes:	33,732				154,053	

Total State Votes:

61,027

292,948

ELECTION TYPE:		PRIMARY		RUNOFF		GENERAL	
CANDIDATE NAME	PARTY	# OF VOTES	%	# OF VOTES	%	# OF VOTES	%

SOUTH CAROLINA

June 9th*

June 23rd

November 3rd

DISTRICT 1

(I) Sanford, Mark	R	Unopposed				118,414	91.04
Innella, Joe	NL	*				11,586	8.91
Scattered	W					71	.05
Total District Votes:						130,071	

DISTRICT 2

(I) Spence, Floyd D.	R	Unopposed				119,583	57.84
Frederick, Jane	D	Unopposed				84,864	41.04
Raiford, Maurice T.	NL	*				2,276	1.10
Scattered	W					40	.02
Total District Votes:						206,763	

DISTRICT 3

(I) Graham, Lindsey	R	Unopposed				129,047	99.69
Scattered	W					318	.24
Gilreath, Ron	W					84	.06
Total District Votes:						129,449	

DISTRICT 4

DeMint, Jim	R	9,300	23.34	18,445	52.91	105,264	57.66
Fair, Mike	R	12,924	32.44	16,413	47.09		
Clyborne, Howell	R	8,601	21.59				
Ritchie, Jim	R	7,788	19.54				
Raddish, Franklin D.	R	1,232	3.09				
Total Party Votes:						39,845	34,858

Reese, Glenn	D	4,882	53.05			73,314	40.16
McCuen, Bill	D	3,419	37.15				
Sanders, Launeil Neil	D	902	9.80				
Total Party Votes:						9,203	

Walters, C. Faye	NL	*				1,988	1.09
Ashy, Peter J.					Combined Parties:	1,754	.96
Ashy, Peter J.	PAT					[950]	
Ashy, Peter J.	REF	*				[804]	
Scattered	W					230	.12
Total District Votes:						49,048	34,858
						182,550	

DISTRICT 5

(I) Spratt, John	D	Unopposed				95,105	57.90
Burkhold, Mike	R	Unopposed				66,299	40.36
Nevins, Dianne	NL	*				2,760	1.68
Scattered	W					103	.06
Total District Votes:						164,267	

ELECTION TYPE:		PRIMARY		RUNOFF		GENERAL	
CANDIDATE NAME	PARTY	# OF VOTES	%	# OF VOTES	%	# OF VOTES	%

SOUTH CAROLINA (Continued)

June 9th*

June 23rd

November 3rd

DISTRICT 6

(I) Clyburn, James E. Jim	D	32,652	83.07			116,507	72.56
Wilson, Mike	D	6,655	16.93				
Total Party Votes:		39,307					
McLeod, Gary	R	4,733	63.30			41,421	25.80
Ellison, Vince	R	2,744	36.70				
Total Party Votes:		7,477					
Taylor, George C.	NL		*			2,496	1.55
Scattered	W					152	.09
Total District Votes:		46,784				160,576	
Total State Votes:		95,832		34,858		973,676	

* The Reform party nominated by convention on April 18, 1998. The Natural Law party nominated by convention on April 27, 1998. Convention nominees are noted with an asterisk.

SOUTH DAKOTA

June 2nd

November 3rd

(I) Thune, John	R	Unopposed				194,157	75.08
Moser, Jeff	D	21,509	76.80			64,433	24.92
Wieczorek, Ronald	D	6,496	23.20				
Total Party Votes:		28,005					
Total State Votes:		28,005				258,590	

TENNESSEE

August 6th

November 3rd

DISTRICT 1

(I) Jenkins, William L. "Bill"	R	54,169	99.86			68,904	69.12
Scattered	W(R)	75	.14				
Total Party Votes:		54,244					
White, Kay C.	D	13,976	99.80			30,710	30.80
Scattered	W(D)	28	.20				
Total Party Votes:		14,004					
Scattered	W					75	.08
Total District Votes:		68,248				99,689	

DISTRICT 2

(I) Duncan, John J., Jr.	R	55,250	99.98			90,860	88.64
Scattered	W(R)	11	.02				
Total Party Votes:		55,261					
Watson, Robert O.	I					4,372	4.26
Samples, Greg	I					4,332	4.23
Njezic, George	I					2,920	2.85
Scattered	W(D)	9	100.00				
Total Party Votes:		9					
Scattered	W					18	.02
Total District Votes:		55,270				102,502	

ELECTION TYPE:		PRIMARY		RUNOFF		GENERAL	
CANDIDATE NAME	PARTY	# OF VOTES	%	# OF VOTES	%	# OF VOTES	%

TENNESSEE (Continued)

August 6th

November 3rd

DISTRICT 3							
(I)	Wamp, Zach	R	48,217	92.71		75,100	66.00
	Brooks, John L.	R	3,764	7.24			
	Scattered	W(R)	25	.05			
	Total Party Votes:		52,006				
	Lewis, James M., Jr.	D	14,899	41.88		37,144	32.64
	Wolfe, John, Jr.	D	13,478	37.89			
	Alford, Greg	D	7,103	19.97			
	Scattered	W(D)	91	.26			
	Total Party Votes:		35,571				
	Sims, Richard M. (Dick)	I				1,468	1.29
	Scattered	W				74	.06
	Total District Votes:		87,577			113,786	

DISTRICT 4							
(I)	Hilleary, Van	R	41,030	99.96		62,829	59.56
	Scattered	W(R)	14	.03			
	Total Party Votes:		41,044				
	Cooper, Jerry W.	D	38,090	99.84		42,627	40.41
	Scattered	W(D)	61	.16			
	Total Party Votes:		38,151				
	Scattered	W				23	.02
	Total District Votes:		79,195			105,479	

DISTRICT 5							
(I)	Clement, Bob	D	30,360	100.00		74,611	82.81
	Total Party Votes:		30,360				
	Lancaster, William M.	I				6,162	6.84
	Borgman, Al	I				4,983	5.53
	Worden, Gary I.	I				4,345	4.82
	Scattered	W				1	.00
	Total District Votes:		30,360			90,102	

DISTRICT 6							
(I)	Gordon, Bart	D	48,960	99.92		75,055	54.61
	Scattered	W(D)	40	.08			
	Total Party Votes:		49,000				
	Massey, Walt	R	14,872	45.62		62,277	45.31
	Stark, Porter	R	8,881	27.24			
	Looper, Byron (Low Tax)	R	6,542	20.07			
	Nordhoff, Dennis	R	2,284	7.01			
	Scattered	W(R)	17	.05			
	Total Party Votes:		32,596				
	Scattered	W				104	.08
	Total District Votes:		81,596			137,436	

ELECTION TYPE:		PRIMARY		RUNOFF		GENERAL	
CANDIDATE NAME	PARTY	# OF VOTES	%	# OF VOTES	%	# OF VOTES	%

TENNESSEE (Continued)

August 6th

November 3rd

DISTRICT 7

(I) Bryant, Ed	R	54,936	99.96			91,503	99.48
Scattered	W(R)	22	.04				
	Total Party Votes:	54,958					
Scattered	W					477	.52
Scattered	W(D)	355	100.00				
	Total Party Votes:	355					
	Total District Votes:	55,313				91,980	

DISTRICT 8

(I) Tanner, John S.	D	49,396	99.94			76,803	99.97
Scattered	W(D)	27	.05				
	Total Party Votes:	49,423					
Scattered	W(R)	23	100.00				
	Total Party Votes:	23					
Scattered	W					22	.03
	Total District Votes:	49,446				76,825	

DISTRICT 9

(I) Ford, Harold E., Jr.	D	54,393	100.00			75,428	78.75
	Total Party Votes:	54,393					
Burdikoff, Claude	R	11,216	63.92			18,078	18.87
Lunati, Ernest	R	6,330	36.08				
	Total Party Votes:	17,546					
Moore, Gwendolyn Laureen	I					932	.97
Kelly, Johnny	I					775	.81
Voehringer, Greg	I					567	.59
Scattered	W					2	.00
	Total District Votes:	71,939				95,782	

Total State Votes: 578,944 913,581

TEXAS

March 10th*

April 14th

November 3rd

DISTRICT 1

(I) Sandlin, Max	D	45,774	100.00			80,788	59.41
	Total Party Votes:	45,774					
Boerner, Dennis	R	9,416	100.00			55,191	40.59
	Total Party Votes:	9,416					
	Total District Votes:	55,190				135,979	

ELECTION TYPE:		PRIMARY		RUNOFF		GENERAL	
CANDIDATE NAME	PARTY	# OF VOTES	%	# OF VOTES	%	# OF VOTES	%

TEXAS (Continued)

March 10th*

April 14th

November 3rd

DISTRICT 2

(I) Turner, Jim	D	53,821	100.00			81,556	58.42
	Total Party Votes:	53,821					
Babin, Brian	R	8,717	100.00			56,891	40.76
	Total Party Votes:	8,717					
Drye, Wendell	LBT	*				1,142	.82
	Total District Votes:	62,538				139,589	

DISTRICT 3

(I) Johnson, Sam	R	14,621	100.00			106,690	91.20
	Total Party Votes:	14,621					
Ashby, Ken	LBT	*				10,288	8.79
	Total District Votes:	14,621				116,978	

DISTRICT 4

(I) Hall, Ralph M.	D	14,388	100.00			82,989	57.60
	Total Party Votes:	14,388					
Lohmeyer, Jim	R	19,205	68.85			58,954	40.92
Hall, Ray	R	6,258	22.43				
Jones, Douglas	R	1,457	5.22				
Walsh, Geoffrey Fielding	R	975	3.50				
	Total Party Votes:	27,895					
Simon, Jim	LBT	*				2,137	1.48
	Total District Votes:	42,283				144,080	

DISTRICT 5

(I) Sessions, Pete	R	11,266	100.00			61,714	55.76
	Total Party Votes:	11,266					
Morales, Victor M.	D	17,907	69.20			48,073	43.44
Foster, William A., III	D	7,968	30.79				
	Total Party Votes:	25,875					
Needleman, Michael D.	LBT	*				880	.80
	Total District Votes:	37,141				110,667	

DISTRICT 6

(I) Barton, Joe	R	21,480	72.95			112,957	72.93
Mullanax, Greg	R	7,965	27.05				
	Total Party Votes:	29,445					
Boothe, Ben B.	D	3,656	100.00			40,112	25.90
	Total Party Votes:	3,656					
Bandlow, Richard A.	LBT	*				1,817	1.17
	Total District Votes:	33,101				154,886	

ELECTION TYPE:		PRIMARY		RUNOFF		GENERAL	
CANDIDATE NAME	PARTY	# OF VOTES	%	# OF VOTES	%	# OF VOTES	%
TEXAS (Continued)		March 10th*		April 14th		November 3rd	
DISTRICT 7							
(I) Archer, Bill	R	28,625	96.75			111,010	93.33
Hsiao, Gene	R	961	3.25				
	Total Party Votes:	29,586					
Parks, Drew	LBT	*				7,889	6.63
Skone-Palmer, John	W					47	.04
	Total District Votes:	29,586				118,946	
DISTRICT 8							
(I) Brady, Kevin	R	34,841	88.67			123,372	92.80
Dean, Andre'	R	4,452	11.33				
	Total Party Votes:	39,293					
Richards, Don L.	LBT	*				9,576	7.20
	Total District Votes:	39,293				132,948	
DISTRICT 9							
(I) Lampson, Nick	D	30,284	100.00			86,055	63.67
	Total Party Votes:	30,284					
Cottar, Tom	R	5,451	45.20	2,646	56.26	49,107	36.33
Slone, Adonn	R	2,617	21.70	2,057	43.74		
Markum, Onzelo	R	2,048	16.98				
Beagle, Don	R	1,944	16.12				
	Total Party Votes:	12,060		4,703			
	Total District Votes:	42,344		4,703		135,162	
DISTRICT 10							
(I) Doggett, Lloyd	D	25,275	100.00			116,127	85.21
	Total Party Votes:	25,275					
May, Vincent J.	LBT	*				20,155	14.79
	Total District Votes:	25,275				136,282	
DISTRICT 11							
(I) Edwards, Chet	D	19,956	100.00			71,142	82.43
	Total Party Votes:	19,956					
Hanke, Vince	LBT	*				15,161	17.57
	Total District Votes:	19,956				86,303	
DISTRICT 12							
(I) Granger, Kay	R	12,952	100.00			66,740	61.94
	Total Party Votes:	12,952					
Hall, Tom	D	7,309	100.00			39,084	36.28
	Total Party Votes:	7,309					
Barthel, Paul	LBT	*				1,917	1.78
	Total District Votes:	20,261				107,741	

ELECTION TYPE:		PRIMARY		RUNOFF		GENERAL	
CANDIDATE NAME	PARTY	# OF VOTES	%	# OF VOTES	%	# OF VOTES	%

TEXAS (Continued)

March 10th*

April 14th

November 3rd

DISTRICT 13

(I) Thornberry, Mac	R	19,827	93.65			81,141	67.92
Amon, Richard	R	1,345	6.35				
Total Party Votes:		21,172					
Harmon, Mark	D	17,162	68.07			37,027	30.99
True, Ed	D	8,051	31.93				
Total Party Votes:		25,213					
Payne, Georganne Baker	LBT	*				1,298	1.09
Total District Votes:		46,385				119,466	

DISTRICT 14

(I) Paul, Ron	R	19,883	100.00			84,459	55.25
Total Party Votes:		19,883					
Sneary, Loy	D	18,149	40.12	15,727	52.36	68,014	44.49
Reed, Tom	D	12,123	26.80	14,307	47.64		
Dunn, Margaret	D	11,056	24.44				
Elliott, Roger M.	D	3,912	8.65				
Total Party Votes:		45,240		30,034			
Newman, Cynthia	W					390	.26
Total District Votes:		65,123		30,034		152,863	

DISTRICT 15

(I) Hinojosa, Ruben	D	39,522	100.00			47,957	58.36
Total Party Votes:		39,522					
Haughey, Tom	R	4,551	100.00			34,221	41.64
Total Party Votes:		4,551					
Total District Votes:		44,073				82,178	

DISTRICT 16

(I) Reyes, Silvestre	D	30,264	100.00			67,486	87.91
Total Party Votes:		30,264					
Nance, Stu	LBT	*				5,329	6.94
Morales, Lorenzo	I					3,952	5.15
Total District Votes:		30,264				76,767	

DISTRICT 17

(I) Stenholm, Charlie	D	32,399	100.00			75,367	53.57
Total Party Votes:		32,399					
Izzard, Rudy	R	20,527	100.00			63,700	45.28
Total Party Votes:		20,527					
Mobley, Gordon	LBT	*				1,618	1.15
Total District Votes:		52,926				140,685	

ELECTION TYPE:		PRIMARY		RUNOFF		GENERAL	
CANDIDATE NAME	PARTY	# OF VOTES	%	# OF VOTES	%	# OF VOTES	%

TEXAS (Continued)

March 10th*

April 14th

November 3rd

DISTRICT 18

(I)	Lee, Sheila Jackson	D	10,147	100.00			82,091	89.94
	Total Party Votes:		10,147					
	Galvan, James	LBT	*				9,176	10.05
	Total District Votes:		10,147				91,267	

DISTRICT 19

(I)	Combest, Larry	R	41,939	100.00			108,266	83.65
	Total Party Votes:		41,939					
	Blankenship, Sidney	D	9,377	100.00			21,162	16.35
	Total Party Votes:		9,377					
	Total District Votes:		51,316				129,428	

DISTRICT 20

	Gonzalez, Charlie	D	9,482	43.95	13,439	62.14	50,356	63.17
	Berriozabal, Maria Antonietta	D	4,809	22.29	8,189	37.86		
	Hernandez, Christine	D	2,731	12.66				
	Martinez, Walter	D	2,109	9.77				
	Falcon, Armando	D	1,572	7.28				
	Walker, Steve	D	529	2.45				
	Garcia, Richard	D	344	1.59				
	Total Party Votes:		21,576		21,628			
	Walker, James	R	5,729	62.87			28,347	35.56
	Shull, John	R	3,384	37.13				
	Total Party Votes:		9,113					
	DePena, Alejandro (Alex)	LBT	*				1,010	1.27
	Total District Votes:		30,689		21,628		79,713	

DISTRICT 21

(I)	Smith, Lamar	R	48,664	100.00			165,047	91.38
	Total Party Votes:		48,664					
	Blunt, Jeffrey Charles	LBT	*				15,561	8.62
	Total District Votes:		48,664				180,608	

DISTRICT 22

(I)	DeLay, Tom	R	24,849	100.00			87,840	65.20
	Total Party Votes:		24,849					
	Kemp, Hill	D	5,222	100.00			45,386	33.69
	Total Party Votes:		5,222					
	Grupe, Steve	LBT	*				1,494	1.11
	Total District Votes:		30,071				134,720	

ELECTION TYPE:		PRIMARY		RUNOFF		GENERAL	
CANDIDATE NAME	PARTY	# OF VOTES	%	# OF VOTES	%	# OF VOTES	%

TEXAS (Continued)

March 10th*

April 14th

November 3rd

DISTRICT 23

(I) Bonilla, Henry	R	10,909	100.00			73,177	63.79
Total Party Votes:		10,909					
Jones, Charlie Urbina	D	20,686	44.99	9,172	52.69	40,281	35.11
Sullivan, Joseph P. (Joe)	D	19,961	43.41	8,236	47.31		
Rindfuss, Allen	D	5,334	11.60				
Total Party Votes:		45,981		17,408			
Stallknecht, William A. (Bill)	LBT	*				1,262	1.10
Total District Votes:		56,890		17,408		114,720	

DISTRICT 24

(I) Frost, Martin	D	9,202	100.00			56,321	57.48
Total Party Votes:		9,202					
Terry, Shawn	R	6,723	71.23			40,105	40.93
Penn, Stan C.	R	2,715	28.77				
Total Party Votes:		9,438					
Arias, George	I					830	.85
Stover, David A.	LBT	*				736	.75
Total District Votes:		18,640				97,992	

DISTRICT 25

(I) Bentsen, Ken	D	6,260	100.00			58,591	57.86
Total Party Votes:		6,260					
Sanchez, John M.	R	6,673	47.45	6,057	60.51	41,848	41.32
Clark, Beverley	R	5,027	35.75	3,953	39.49		
Brock, Bill	R	2,362	16.80				
Total Party Votes:		14,062		10,010			
Atkisson, Eric	LBT	*				830	.82
Total District Votes:		20,322		10,010		101,269	

DISTRICT 26

(I) Armey, Dick	R	25,523	100.00			120,332	88.15
Total Party Votes:		25,523					
Turner, Joe	LBT	*				16,182	11.85
Total District Votes:		25,523				136,514	

DISTRICT 27

(I) Ortiz, Solomon P.	D	32,908	100.00			61,638	63.28
Total Party Votes:		32,908					
Stone, Erol A.	R	5,743	100.00			34,284	35.20
Total Party Votes:		5,743					
Pretz, Mark G.	LBT	*				1,476	1.52
Total District Votes:		38,651				97,398	

ELECTION TYPE:		PRIMARY		RUNOFF		GENERAL	
CANDIDATE NAME	PARTY	# OF VOTES	%	# OF VOTES	%	# OF VOTES	%

TEXAS (Continued)

March 10th*

April 14th

November 3rd

DISTRICT 28

(I) Rodriguez, Ciro D.	D	28,201	75.87			71,849	90.54
Bustamante, Lauro A.	D	4,763	12.81				
Flores, Oscar H.	D	4,207	11.32				
Total Party Votes:		37,171					
Elmer, Edward	LBT	*				7,504	9.46
Total District Votes:		37,171				79,353	

DISTRICT 29

(I) Green, Gene	D	5,004	100.00			44,179	92.75
Total Party Votes:		5,004					
Sherman, Lea	I					2,013	4.23
Chudleigh, James P.	LBT	*				1,439	3.02
Total District Votes:		5,004				47,631	

DISTRICT 30

(I) Johnson, Eddie Bernice	D	6,769	100.00			57,603	72.23
Total Party Votes:		6,769					
Kelleher, Carrie	R	2,361	100.00			21,338	26.76
Total Party Votes:		2,361					
Robinson, Barbara L.	LBT	*				811	1.02
Total District Votes:		9,130				79,752	

Total State Votes: 1,126,361 3,461,885

* The Libertarian party nominated by convention on March 14, 1998, for districts 7, 10, 16, 18, 20, 25, 29, and 30. The Libertarian party nominated by convention on March 21, 1998, for districts 1-6, 8-9, 11-15, 17, 19, 21-24, and 26-28. Convention nominees are noted with an asterisk.

UTAH

June 23rd*

November 3rd

DISTRICT 1

(I) Hansen, James V.	R	*				109,708	67.68
Beierlein, Steve	D	*				49,307	30.42
Arthus, Gerard A.	LBT	*				3,070	1.89
Total District Votes:						162,085	

DISTRICT 2

(I) Cook, Merrill	R	*				93,718	52.76
Eskelsen, Lily	D	*				77,198	43.46
Larsen, Ken	IP					3,998	2.25
Swim, Brian E.	LBT	*				1,390	.78
Pedersen, Arly H.	IAP	*				813	.46
Lesh, Robert C.	NL					524	.29
Total District Votes:						177,641	

ELECTION TYPE:		PRIMARY		RUNOFF		GENERAL	
CANDIDATE NAME	PARTY	# OF VOTES	%	# OF VOTES	%	# OF VOTES	%

UTAH (Continued)

June 23rd*

November 3rd

DISTRICT 3							
(I)	Cannon, Chris	R	41,592	75.79		100,830	76.90
	Friedbaum, Jeremy	R	13,283	24.20			
	Total Party Votes:		54,875				
	Christensen, Will	IAP	*			20,720	15.80
	Burton, Kitty K.	LBT	*			9,553	7.28
	Friedbaum, Jeremy	W				20	.02
	Total District Votes:		54,875			131,123	

	Total State Votes:		54,875			470,849	

* A candidate who receives more than 70% of the party convention vote is the nominee. If no candidate achieves that majority, a primary election is held between the two candidates receiving the highest number of votes. Democratic convention: 5/2; Republican convention: 5/9; Independent American convention: 5/16, Libertarian convention 5/23. At the Republican convention, the results for the First District were: Hansen 1,198; Write-ins 62. The results for the Second District were: Cook 820. The results for the Third District were: Cannon 855; Friedbaum 396. Convention nominees are noted with an asterisk.

VERMONT

September 8th

November 3rd

(I)	Sanders, Bernie	I				136,403	63.40
	Candon, Mark	R	23,101	48.43		70,740	32.88
	Long, Jack	R	15,716	32.95			
	Diamondstone, Pete	R	8,327	17.46			
	Write-In	R	552	1.16			
	Total Party Votes:		47,696				
	Mulligan, Matthew	GRT-VT				3,464	1.61
	Diamondstone, Pete	LU				2,153	1.00
	Maynard, Robert	LBT				2,097	.97
	Scattered	W				276	.13
	Sanders, Bernard	W(D)	1,661	47.88			
	Candon, Mark	W(D)	524	15.10			
	Scattered	W(D)	467	13.46			
	Long, Jack	W(D)	465	13.40			
	Diamondstone, Pete	W(D)	352	10.15			
	Total Party Votes:		3,469				
	Total State Votes:		51,165			215,133	

VIRGINIA

June 9th*

November 3rd

DISTRICT 1							
(I)	Bateman, Herbert H. "Herb"	R	Unopposed			76,474	76.43
	Phillips, Bradford L.	I				13,235	13.23
	Billings, Josh	I				9,492	9.49
	Scattered	W				856	.86
	Total District Votes:					100,057	

ELECTION TYPE:		PRIMARY	RUNOFF	GENERAL			
CANDIDATE NAME	PARTY	# OF VOTES	%	# OF VOTES	%	# OF VOTES	%

VIRGINIA (Continued)

June 9th*

November 3rd

DISTRICT 2							
(I)	Pickett, Owen B.	D	Unopposed			67,975	94.29
	Scattered	W				4,116	5.71
	Total District Votes:					72,091	

DISTRICT 3							
(I)	Scott, Robert C. "Bobby"	D	Unopposed			48,129	75.97
	Barnett, Robert S. "Bob"	I				14,453	22.81
	Scattered	W				772	1.22
	Total District Votes:					63,354	

DISTRICT 4							
(I)	Sisisky, Norman	D	Unopposed			64,563	96.97
	Scattered	W				2,016	3.03
	Total District Votes:					66,579	

DISTRICT 5							
(I)	Goode, Virgil H., Jr.	D	*			73,097	98.94
	Scattered	W				785	1.06
	Total District Votes:					73,882	

DISTRICT 6							
(I)	Goodlatte, Robert W. "Bob"	R	*			89,177	69.27
	Bowers, David A.	D	*			39,487	30.67
	Scattered	W				66	.05
	Total District Votes:					128,730	

DISTRICT 7							
(I)	Bliley, Thomas J. "Tom," Jr.	R	Unopposed			77,044	78.70
	Evans, Bradley E.	I				20,293	20.73
	Scattered	W				552	.56
	Total District Votes:					97,889	

DISTRICT 8							
(I)	Moran, James P., Jr.	D	Unopposed			97,545	66.68
	Miller, Demaris H.	R	5,195	55.22		48,352	33.05
	Carlton, Charles E. "Chuck"	R	4,212	44.78			
	Total Party Votes:		9,407				
	Scattered	W				390	.27
	Total District Votes:		9,407			146,287	

DISTRICT 9							
(I)	Boucher, Frederick C. "Rick"	D	*			87,163	60.90
	Barta, J. A. "Joe"	R	*			55,918	39.07
	Muldoon, Patrick	R					
	Scattered	W				45	.03
	Total District Votes:					143,126	

ELECTION TYPE:	PRIMARY		RUNOFF		GENERAL		
CANDIDATE NAME	PARTY	# OF VOTES	%	# OF VOTES	%	# OF VOTES	%

VIRGINIA (Continued)

June 9th*

November 3rd

DISTRICT 10

(I) Wolf, Frank R.	R			103,648	71.60
Brooks, Cornell W.	D		*	36,476	25.20
Spannaus, Nancy	D				
Buchanan, Robert A.	I			4,506	3.11
Scattered	W			125	.09
Total District Votes:				144,755	

DISTRICT 11

(I) Davis, Thomas M., III	R	Unopposed		91,603	81.71
Levy, C. W. "Levi"	I			18,807	16.78
Scattered	W			1,701	1.52
Total District Votes:				112,111	

Total State Votes: 9,407 1,148,861

* Parties may choose to nominate by convention or primary election. Convention nominees are noted with an asterisk. Dates of the conventions by congressional district, if applicable, were:

5th: Democratic 5/30 9th: Democratic 6/6, Republican 5/23
6th: Democratic 6/6, Republican 5/9 10th: Democratic 5/30

VIRGIN ISLANDS

September 12th

November 3rd

(I) Christian-Green, Dr. Donna M.	D	Unopposed*		24,227	80.14
Frazer, Victor O.	I			5,983	19.79
Green, Donna	W			2	.01
Bailey, Bernadine	W			1	.00
Brown, Viridin	W			1	.00
Brown, Viridin C.	W			1	.00
Chinnery, Wayne	W			1	.00
Christian-Green, Donna M.	W			1	.00
DeLugo, Ron	W			1	.00
Francis, Mario A.	W			1	.00
Frazer, Victor	W			1	.00
James, Maris C.	W			1	.00
Lindsey, Renaldo	W			1	.00
Mapp, Kenneth	W			1	.00
McIntosh, Tynetta	W			1	.00
Moorehead, Dr. Roderick	W			1	.00
Natale, Louis	W			1	.00
Neither of the Above	W			1	.00
Redfield, Holland	W			1	.00
Stoute, John B.	W			1	.00
Todman, Terrance	W			1	.00
Total Votes:				30,230	

* As this candidate was unopposed in seeking nomination, the primary election was not held.

ELECTION TYPE:		PRIMARY		RUNOFF		GENERAL	
CANDIDATE NAME	PARTY	# OF VOTES	%	# OF VOTES	%	# OF VOTES	%

WASHINGTON*

September 15th

November 3rd

DISTRICT 1

(I)	Inslee, Jay	D	52,602	43.73		112,726	49.77
	White, Rick	R	59,636	49.58		99,910	44.12
	Craswell, Bruce	AMH	8,051	6.69		13,837	6.11
	Total District Votes:		120,289			226,473	

DISTRICT 2

(I)	Metcalf, Jack	R	62,121	51.07		124,125	55.19
	Imhof, Robert	R	8,778	7.22			
	Cammermeyer, Grethe	D	33,720	27.72		100,776	44.81
	Einterz, Fran	D	17,020	13.99			
	Total District Votes:		121,639			224,901	

DISTRICT 3

	Baird, Brian	D	63,979	47.95		120,364	54.66
	Benton, Don	R	29,153	21.85		99,855	45.34
	Fiske, Pat	R	21,564	16.16			
	Jackson, Rick	R	12,970	9.72			
	Phillips, Paul	R	5,755	4.31			
	Total District Votes:		133,421			220,219	

DISTRICT 4

(I)	Hastings, Doc	R	71,557	69.27		121,684	69.10
	Pross, Gordon Allen	D	25,670	24.85		43,043	24.44
	McKerlie, Peggy S.	REF	4,209	4.07		11,363	6.45
	Routson, Ron C.	REF	1,871	1.81			
	Total District Votes:		103,307			176,090	

DISTRICT 5

(I)	Nethercutt, George	R	60,955	58.09		110,040	56.94
	Lyons, Brad	D	38,095	36.30		73,545	38.06
	Beal, John	AMH	5,889	5.61		9,673	5.00
	Total District Votes:		104,939			193,258	

DISTRICT 6

(I)	Dicks, Norm	D	91,906	71.10		143,308	68.37
	Lawrence, Bob	R	19,755	15.28		66,291	31.63
	Worthington, William L.	R	9,379	7.26			
	Bilderback, Donald L.	R	8,226	6.36			
	Total District Votes:		129,266			209,599	

DISTRICT 7

(I)	McDermott, Jim	D	80,149	84.38		183,076	88.21
	Lippmann, Stan	REF	12,423	13.08		19,545	9.42
	Powers, Jeff	SWP	2,411	2.54		4,921	2.37
	Total District Votes:		94,983			207,542	

DISTRICT 8

(I)	Dunn, Jennifer	R	77,063	65.63		135,539	59.73
	Behrens-Benedict, Heidi	D	40,363	34.37		91,371	40.27
	Total District Votes:		117,426			226,910	

ELECTION TYPE:		PRIMARY		RUNOFF		GENERAL	
CANDIDATE NAME	PARTY	# OF VOTES	%	# OF VOTES	%	# OF VOTES	%

WASHINGTON (Continued)

September 15th

November 3rd

DISTRICT 9

(I) Smith, Adam	D	53,899	57.88			111,948	64.69
Taber, Ron	R	23,304	25.02			61,108	35.31
Bell, Randy	R	8,232	8.84				
Peterson, Keith	R	7,689	8.26				
Total District Votes:		93,124				173,056	

Total State Votes:		1,018,394				1,858,048	

* Washington is a blanket primary state. All candidates, regardless of party affiliation, are listed on one ballot. All voters are presented with the same ballot to use in voting.

WEST VIRGINIA

May 12th*

November 3rd

DISTRICT 1

(I) Mollohan, Alan B.	D	57,425	86.84			105,101	84.68
Ruehl, W. E. "Bill"	D	8,706	13.16				
Total Party Votes:		66,131					
Kerr, Richard	LBT	*				19,013	15.32
Total District Votes:		66,131				124,114	

DISTRICT 2

(I) Wise, Bob	D	52,059	86.20			99,357	72.97
Taylor, Beth	D	4,539	7.52				
Turner, Wendel Blair	D	3,795	6.28				
Total Party Votes:		60,393					
Kay, Sally Anne	R	21,221	100.00			29,136	21.40
Total Party Votes:		21,221					
Brown, John	LBT	*				7,660	5.63
Total District Votes:		81,614				136,153	

DISTRICT 3

(I) Rahall, Nick Joe, II	D	69,434	81.81			78,814	86.60
MacCallum, James J.	D	15,438	18.19				
Total Party Votes:		84,872					
Whelan, Joe	LBT	*				12,196	13.40
Total District Votes:		84,872				91,010	

Total State Votes: 232,617 351,277

* The Libertarian party nominated by convention on May 9, 1998. Convention nominees are noted with an asterisk.

ELECTION TYPE:	PRIMARY	RUNOFF	GENERAL				
CANDIDATE NAME	PARTY	# OF VOTES	%	# OF VOTES	%	# OF VOTES	%

WISCONSIN

September 8th

November 3rd

DISTRICT 1

Ryan, Paul	R	15,859	80.65			108,475	57.11
Logan, Michael J.	R	3,784	19.24				
Scattered	W(R)	20	.10				
Total Party Votes:		19,663					
Spottswood, Lydia Carol	D	16,637	66.68			81,164	42.73
Thomas, Jeffrey C.	D	8,297	33.26				
Scattered	W(D)	15	.06				
Total Party Votes:		24,949					
Scattered	W(UST)	2	100.00				
Total Party Votes:		2					
Scattered	W					307	.16
Total District Votes:		44,614				189,946	

DISTRICT 2

Baldwin, Tammy	D	24,227	37.08			116,377	52.49
Phelps, Rick	D	22,610	34.60				
Wineke, Joseph S.	D	17,444	26.70				
O'Brien, Patrick J.	D	1,036	1.58				
Scattered	W(D)	19	.03				
Total Party Votes:		65,336					
Musser, Josephine W.	R	10,272	21.20			103,528	46.70
Greer, Ron	R	9,878	20.39				
Sharpless, John	R	8,488	17.52				
Carrig, Don	R	8,347	17.23				
Fuhrman, Nick	R	6,628	13.68				
Bakke, Meredith	R	4,829	9.97				
Scattered	W(R)	10	.02				
Total Party Votes:		48,452					
Scattered	W(NPP)	1	100.00				
Total Party Votes:		1					
Scattered	W					1,578	.71
Gumz, Marc	W(R)					107	.05
Stumpf, John	W(UST)					103	.05
Total District Votes:		113,789				221,693	

ELECTION TYPE:		PRIMARY		RUNOFF		GENERAL	
CANDIDATE NAME	PARTY	# OF VOTES	%	# OF VOTES	%	# OF VOTES	%

WISCONSIN (Continued)

September 8th

November 3rd

DISTRICT 3							
(I) Kind, Ron	D	17,068	99.88			128,256	71.47
Scattered	W(D)	21	.12				
	Total Party Votes:	17,089					
Brechler, Troy A.	R	22,156	99.76			51,001	28.42
Scattered	W(R)	53	.24				
	Total Party Votes:	22,209					
Scattered	W(LBT)	1	100.00				
	Total Party Votes:	1					
Scattered	W(NPP)	1	100.00				
	Total Party Votes:	1					
Scattered	W					191	.11
	Total District Votes:	39,300				179,448	

DISTRICT 4							
(I) Kleczka, Jerry	D	19,114	88.82			105,841	57.93
Blenski, Roman R.	D	2,384	11.08				
Scattered	W(D)	22	.10				
	Total Party Votes:	21,520					
Reynolds, Tom	R	13,542	99.61			76,666	41.96
Scattered	W(R)	53	.39				
	Total Party Votes:	13,595					
Scattered	W(NPP)	1	100.00				
	Total Party Votes:	1					
Scattered	W					194	.11
	Total District Votes:	35,116				182,701	

DISTRICT 5							
(I) Barrett, Tom	D	17,426	99.62			121,129	78.22
Scattered	W(D)	67	.38				
	Total Party Votes:	17,493					
Melvin, Jack	R	5,274	99.75			33,506	21.64
Scattered	W(R)	13	.24				
	Total Party Votes:	5,287					
Scattered	W					226	.14
	Total District Votes:	22,780				154,861	

DISTRICT 6							
(I) Petri, Thomas E.	R	38,218	99.89			144,144	92.60
Scattered	W(R)	41	.11				
	Total Party Votes:	38,259					
Farness, Timothy J.	UST	139	100.00			11,267	7.24
	Total Party Votes:	139					
Scattered	W(D)	7	100.00				
	Total Party Votes:	7					
Scattered	W					258	.16
	Total District Votes:	38,405				155,669	

ELECTION TYPE:		PRIMARY		RUNOFF		GENERAL	
CANDIDATE NAME	PARTY	# OF VOTES	%	# OF VOTES	%	# OF VOTES	%

WISCONSIN (Continued)

September 8th

November 3rd

DISTRICT 7

(I) Obey, David R.	D	24,782	99.09			115,613	60.57
Scattered	W(D)	227	.91				
	Total Party Votes:	25,009					
West, Scott	R	14,589	98.17			75,049	39.32
Scattered	W(R)	272	1.83				
	Total Party Votes:	14,861					
Scattered	W(LBT)	1	100.00				
	Total Party Votes:	1					
Scattered	W					203	.11
	Total District Votes:	39,871				190,865	

DISTRICT 8

Green, Mark	R	32,265	79.67			112,418	54.58
Dettman, Chuck	R	8,226	20.31				
Scattered	W(R)	5	.01				
	Total Party Votes:	40,496					
(I) Johnson, Jay	D	13,266	99.87			93,441	45.36
Scattered	W(D)	17	.13				
	Total Party Votes:	13,283					
Scattered	W					115	.06
	Total District Votes:	53,779				205,974	

DISTRICT 9

(I) Sensenbrenner, F. James, Jr.	R	31,917	99.79			175,533	91.27
Scattered	W(R)	66	.21				
	Total Party Votes:	31,983					
Gonyo, Jeffrey M.	I					16,419	8.54
Scattered	W					342	.18
Deiss, Anthony E.	W(UST)	44	100.00			24	.01
	Total Party Votes:	44					
Scattered	W(NPP)	1	100.00				
	Total Party Votes:	1					
	Total District Votes:	32,028				192,318	
	Total State Votes:	419,682				1,673,475	

WYOMING

August 18th

November 3rd

(I) Cubin, Barbara	R	73,201	100.00			100,687	57.79
	Total Party Votes:	73,201					
Farris, Scott	D	19,706	64.33			67,399	38.69
Kalinay, Mickey	D	4,795	15.65				
O'Steen, John	D	6,131	20.02				
	Total Party Votes:	30,632					
Richardson, Steve	LBT					6,133	3.52
	Total State Votes:	103,833				174,219	

A GUIDE TO PARTY LABELS

The following is a list of the abbreviations used in this publication to identify the party labels that appeared on the various state ballots for the U.S. Senate and U.S. House candidates in the 1998 primary and general elections. The designation of a party label by a candidate may vary from state to state due to differences in state law. The party label listed may not necessarily represent a political party organization.

AFD	Anti Federalist	SWP	Socialist Workers Party
AIP	American Independent Party	TL	Term Limits
AMC	American Constitution Party	TXP	Taxpayers Party
AMH	American Heritage Party	U	Unenrolled
C	Conservative Party	UM	Umoja Party
CNC	Concerned Citizens Party	USP	U.S. Pacifist Party
CPP	Concerns of People Party	UST	U.S. Taxpayers Party
CST	Constitutional Party	W	Write-In
D	Democratic Party		
DC	D.C. Statehood Party		
DFL	Democratic/Farmer/Labor Party		
DNL	Democratic-Nonpartisan League		
FRE	Freedom Party		
FUS	Fusion		
GRN	Green Party		
GRT-VT	Grassroots Party of Vermont		
I	Independent		
IAP	Independent American Party		
IDP	Independence Party		
I-P	Independent Progressive		
IP	Independent Party		
L	Liberal Party		
LBT	Libertarian Party		
LMN	Legal Marijuana Now		
LMP	Legal Marijuana Party		
LU	Liberty Union Party		
MRP	Marijuana Reform Party		
MNT	Minnesota Taxpayers Party		
N	Nonpartisan		
NJC	New Jersey Conservative Party		
NJI	New Jersey Independents		
NL	Natural Law Party		
NP	Nominated by Petition		
NPA	No Party Affiliation		
NPP	New Progressive Party		
NTX	New Hampshire Taxpayers Party		
O	Other		
PAC	Pacific		
PAT	Patriot Party		
PFP	Peace and Freedom Party		
PL	Pro Life Party		
PLC	Pro Life Conservative		
R	Republican Party		
RC	Reform Congress		
REF	Reform Party		
RTL	Right to Life Party		
SSS	Save Social Security		
SOC	Socialist Party, USA		
STO	Stop HMO Abuses		
SWC	Socialist Workers Campaign		