

**FEC REPORTS ON FINANCIAL ACTIVITY**

**1981 - 1982**

**FINAL REPORT**

**PARTY AND NON-PARTY POLITICAL COMMITTEES**

**VOL. I - SUMMARY TABLES**

**FEDERAL ELECTION COMMISSION**

**1325 K Street, N.W.  
Washington, D.C. 20463**

**OCTOBER 1983**

21  
E

## **FEDERAL ELECTION COMMISSION**

### **Commissioners**

**Danny L. McDonald, Chairman**  
**Lee Ann Elliott, Vice-Chairman**  
**Joan D. Aikens**  
**Thomas E. Harris**  
**John W. McGarry**  
**Frank P. Reiche**

**Benjamin J. Guthrie, Ex Officio**  
**Clerk of the U.S. House of Representatives**  
**W. F. Hildenbrand, Ex Officio**  
**Secretary of the Senate**

**John C. Surina, Staff Director**  
**Charles N. Steele, General Counsel**

Comments and inquiries about format should be addressed to the Reports Coordinator, Data Systems Development Division, who coordinated the production of this REPORT.

Copies of 1981-1982 FINAL REPORT PARTY AND NON-PARTY POLITICAL COMMITTEES may be obtained by writing to the Public Records Office, Federal Election Commission, 1325 K Street, N.W., Washington, D.C. 20463. Prices are: VOL. I - \$5.00, VOL. II - \$5.00, VOL. III - \$5.00, VOL. IV - \$5.00. Checks should be made payable to the U.S. Treasurer.

## TABLE OF CONTENTS

		Page
I.	DESCRIPTION OF REPORT	vii
II.	SUMMARIES OF TABLES	ix
	SUMMARIES OF TABLES - NATIONAL, PRESIDENTIAL CONVENTION, STATE AND LOCAL PARTY POLITICAL COMMITTEES	ix
	SUMMARY OF TABLES - NON-PARTY POLITICAL COMMITTEES	xiii
III.	EXPLANATION OF COLUMNS	xvii
	EXPLANATION OF COLUMNS - NATIONAL PARTY POLITICAL COMMITTEES	xvii
	EXPLANATION OF COLUMNS - STATE AND LOCAL PARTY POLITICAL COMMITTEES	xxxi
	EXPLANATION OF COLUMNS - NON-PARTY POLITICAL COMMITTEES	xxxvi
IV.	GRAPHS AND TABLES: SELECTED FINANCIAL ACTIVITY AND ASSISTANCE TO CANDIDATES, DEMOCRATIC AND REPUBLICAN NATIONAL, PRESIDENTIAL CONVENTION, STATE AND LOCAL POLITICAL COMMITTEES	
	GRAPHS	xlix
	A. SELECTED FINANCIAL ACTIVITY OF DEMOCRATIC AND REPUBLICAN NATIONAL POLITICAL COMMITTEES AND THEIR ASSISTANCE TO CANDIDATES BY OFFICE AND PARTY	1

**TABLE OF CONTENTS, cont.**

	<b>Page</b>
B. SELECTED FINANCIAL ACTIVITY OF DEMOCRATIC AND REPUBLICAN PRESIDENTIAL CONVENTION POLITICAL COMMITTEES AND THEIR ASSISTANCE TO CANDIDATES BY OFFICE AND PARTY	13
C. STATE TOTALS OF SELECTED FINANCIAL ACTIVITY OF DEMOCRATIC AND REPUBLICAN STATE AND LOCAL POLITICAL COMMITTEES AND THEIR ASSISTANCE TO CANDIDATES BY OFFICE AND PARTY	19
D. SUMMARY INFORMATION ON THE FINANCIAL ACTIVITY AND ASSISTANCE TO CANDIDATES OF DEMOCRATIC AND REPUBLICAN NATIONAL, PRESIDENTIAL CONVENTION, AND STATE/LOCAL POLITICAL COMMITTEES	55
E. CONTRIBUTIONS TO CANDIDATES FROM DEMOCRATIC AND REPUBLICAN NATIONAL, AND STATE/LOCAL POLITICAL COMMITTEES BY OFFICE AND INCUMBENT/CHALLENGER-OTHER/OPEN-SEAT CANDIDATE STATUS	56
F. CONTRIBUTIONS TO CANDIDATES FROM DEMOCRATIC AND REPUBLICAN NATIONAL, AND STATE/LOCAL POLITICAL COMMITTEES BY CONTRIBUTION AMOUNT	60
G. TOTAL RECEIPTS OF DEMOCRATIC AND REPUBLICAN POLITICAL COMMITTEES (NATIONAL AND PRESIDENTIAL CONVENTION/STATE/LOCAL TOTALS) BY RECEIPT AMOUNT	72
H. CONTRIBUTIONS TO CANDIDATES FROM SEVEN TOTAL RECEIPTS CLASSES OF DEMOCRATIC AND REPUBLICAN POLITICAL COMMITTEES (NATIONAL/STATE/LOCAL TOTALS) BY CONTRIBUTION AMOUNT	73
I. LATEST CASH-ON-HAND OF DEMOCRATIC AND REPUBLICAN POLITICAL COMMITTEES (NATIONAL AND PRESIDENTIAL CONVENTION/STATE LOCAL TOTALS) BY CASH-ON-HAND AMOUNT	75

**TABLE OF CONTENTS, cont.**

	<b>Page</b>
J. CONTRIBUTIONS TO CANDIDATES FROM SEVEN LATEST CASH-ON-HAND CLASSES OF DEMOCRATIC AND REPUBLICAN POLITICAL COMMITTEES (NATIONAL/STATE/LOCAL TOTALS) BY CONTRIBUTION AMOUNT	76
K. EXPENDITURES ON BEHALF OF CANDIDATES FROM DEMOCRATIC AND REPUBLICAN NATIONAL, AND STATE/LOCAL POLITICAL COMMITTEES BY OFFICE AND INCUMBENT/CHALLENGER-OTHER/OPEN-SEAT CANDIDATE STATUS	78
V. GRAPHS AND TABLES: SELECTED FINANCIAL ACTIVITY AND ASSISTANCE TO CANDIDATES, NON-PARTY POLITICAL COMMITTEES	82
GRAPHS	83
A. SELECTED FINANCIAL ACTIVITY OF NON-PARTY POLITICAL COMMITTEES AND THEIR ASSISTANCE TO CANDIDATES BY OFFICE AND PARTY	89
B. SUMMARY INFORMATION ON THE FINANCIAL ACTIVITY AND ASSISTANCE TO CANDIDATES OF NON-PARTY POLITICAL COMMITTEES	95
C. CONTRIBUTIONS TO CANDIDATES FROM NON-PARTY POLITICAL COMMITTEES BY CANDIDATES' PARTY	96
D. CONTRIBUTIONS TO CANDIDATES FROM NON-PARTY POLITICAL COMMITTEES BY OFFICE, INCUMBENT/CHALLENGER-OTHER/ OPEN-SEAT CANDIDATE STATUS AND PARTY	97

## **TABLE OF CONTENTS, cont.**

	<b>Page</b>
E. CONTRIBUTIONS TO CANDIDATES FROM NON-PARTY POLITICAL COMMITTEES BY CONTRIBUTION AMOUNT	105
F. TOTAL RECEIPTS OF NON-PARTY POLITICAL COMMITTEES BY RECEIPT AMOUNT	106
G. CONTRIBUTIONS TO CANDIDATES FROM SEVEN TOTAL RECEIPT CLASSES OF NON-PARTY POLITICAL COMMITTEES BY CONTRIBUTION AMOUNT	107
H. LATEST CASH-ON-HAND OF NON-PARTY POLITICAL COMMITTEES BY CASH-ON-HAND AMOUNT	108
I. CONTRIBUTIONS TO CANDIDATES FROM SEVEN LATEST CASH-ON-HAND CLASSES OF NON-PARTY POLITICAL COMMITTEES BY CONTRIBUTION AMOUNT	109
J. EXPENDITURES ON BEHALF OF CANDIDATES FROM NON-PARTY POLITICAL COMMITTEES BY CANDIDATES' PARTY	110
K. EXPENDITURES ON BEHALF OF CANDIDATES FROM NON-PARTY POLITICAL COMMITTEES BY OFFICE, INCUMBENT/CHALLENGER-OTHER/ OPEN-SEAT CANDIDATE STATUS AND PARTY	111
L. INDEPENDENT EXPENDITURES AGAINST CANDIDATES BY POLITICAL COMMITTEES BY CANDIDATES' PARTY	119
M. INDEPENDENT EXPENDITURES AGAINST CANDIDATE BY POLITICAL COMMITTEES BY OFFICE, INCUMBENT/CHALLENGER-OTHER/OPEN-SEAT CANDIDATE STATUS AND PARTY	120



# I

## DESCRIPTION OF REPORT

### PURPOSE:

This study is designed to provide information on the financial transactions of Democratic, Republican, and non-party political committees, with emphasis on those transactions which support candidates for Federal office, for the period which began on January 1, 1981. Political committees, which are entities registered with the Federal Election Commission, report their financial activity to the Commission on a periodic basis. Information on receipts, disbursements, and debts from these reports has been entered into the Commission's computer system; programs have been used to produce all TABLES included in this study. The TABLES are organized into four VOLUMES. VOLUME I, SUMMARY TABLES, provides data for the Democratic and Republican national political committees and Presidential convention committees, for all state and local major party committees by state totals and overall total, and for all non-party committees by six group totals; it also includes tables providing information on contributions made to candidates. VOLUME II, STATE AND LOCAL PARTY DETAILED TABLES, presents financial information for each registered state and local major party committee, while VOLUME III (Corporate and Labor) and VOLUME IV (No Connected Organization, Trade/Membership/Health, Cooperative, Corporation Without Stock) do the same for each non-party political committee.

### WHAT IS NOT INCLUDED:

This study only provides information for the Democratic and Republican parties rather than for all party committees, both major and minor, which are registered with the Federal Election Commission. The study does not contain all of the information reported by the committees; for this reason it is not possible to add up a committee's specific receipts or disbursements and expect them to equal its total receipts or total disbursements.\*

Also excluded are party joint fundraising committees and all financial activity which they have reported. The study already includes the net proceeds reported by the beneficiaries of the joint fundraising; in order to avoid the double counting of money, therefore, the study excludes activity reported by the joint fundraising committee themselves.

### LIMITATIONS:

This study is a final report designed to give a complete picture of the financial activity which occurred during the 1981-82 election cycle.

\*For those familiar with the reporting of receipts and disbursements, it can be noted that the following information is not included: individual contributions of less than \$500, loan and loan repayments received, offsets to operating expenditures, operating expenditures, loans and loan repayments made, contribution refunds made to registered committees.

Available at the Commission for inspection are microfilmed copies of the original reports which show information as reported by the filers. The microfilmed public record is the official record of the Federal Election Commission. This study is one of several tools which have been developed to summarize the vast quantity of data available on the microfilmed public record.

**PERIOD COVERED:**

The beginning point for information in this study is committee reports on financial activity which occurred after December 31, 1980. As subsequent reports were received during 1981, 1982 and 1983 the dollar figures contained on them were entered into the computer system and added to earlier information. The computer programs which produced this REPORT'S TABLES were run on September 24, 1983 and used certain 1981-1982 data which had been entered up to and including that date.

## II

### SUMMARY OF TABLES

#### NATIONAL, PRESIDENTIAL CONVENTION, STATE AND LOCAL POLITICAL COMMITTEES

The TABLES are designed to show selected information for the Democratic and Republican national political committees, for Presidential convention committees, and for all state and local major party committees by totals. (Party political committees are those committees that are part of the official party structure at the national, State, or local level, which have registered as political committees under the Federal Election Campaign Act, as amended.) Also provided, at the end of the listings of state and local committees, is information for major party committees formed by Americans in foreign countries. The EXPLANATIONS OF COLUMNS for national and for state and local committees provide detailed definitions of columns and explanations of organization; they should be used in conjunction with the TABLES.

TABLE A, "SELECTED FINANCIAL ACTIVITY OF DEMOCRATIC AND REPUBLICAN NATIONAL POLITICAL COMMITTEES AND THEIR ASSISTANCE TO CANDIDATES BY OFFICE AND PARTY," displays receipts, disbursements, and debt information. Total receipts and total disbursements, which are shown first in their respective places, are not necessarily accurate reflections of the "real" money that is available for political campaign financing. These figures are frequently inflated, due in large part to the fact that these sums include receipts from committees within the same category (e.g., Congressional) which have historically transferred monies between themselves,

as allowed by the Federal Election Campaign Act, as amended. These receipts should be treated as though they were internal transfers within a category of committees so that the same dollar is not counted twice as a receipt. Therefore, all such transfers within a category are given in the next column of the TABLE. These transfers are then subtracted from total receipts (or total disbursements) in order to produce an adjusted figure in the third column (either "TOTAL MINUS TI SC" or "TOTAL MINUS TO SC"). It is these two columns which most accurately depict receipts and disbursements. For additional information on categories of committees, see page xxi, NATIONAL-DEMOCRATIC, and page xxii, NATIONAL-REPUBLICAN.

The remaining information in this TABLE on specific types of receipts and disbursements provides a partial picture of a political committee's exact income and spending. As was noted in the DESCRIPTION OF REPORT where the omitted information was enumerated, the selected receipts and disbursements do not add up to the total receipts and disbursements. A suggestion is offered for arriving at a more exact picture of the cash disbursements which a committee has made: since a committee receiving an in-kind contribution of services, goods, or property reports it both as a receipt and as if it has been paid for, the amount given in the "IN-KIND CONTRIB REG COM" receipts column may be subtracted from the "TOTAL DISBURSEMENTS" figure to arrive at at

## SUMMARY OF TABLES

more precise sense of the cash actually dispensed.

TABLE A next provides a committee's "cash on hand" and debts figures. Amounts of its assistance to candidates\* by Federal office and party, which are shown after "cash on hand" and debts, indicate its candidate activity.

TABLE B, "SELECTED FINANCIAL ACTIVITY OF DEMOCRATIC AND REPUBLICAN PRESIDENTIAL CONVENTION POLITICAL COMMITTEES AND THEIR ASSISTANCE TO CANDIDATES BY OFFICE AND PARTY," presents for publicly and privately financed Presidential convention committees identical information to that given for national committees in TABLE A.

TABLE C, "STATE" TOTALS OF SELECTED FINANCIAL ACTIVITY OF DEMOCRATIC AND REPUBLICAN STATE AND LOCAL POLITICAL COMMITTEES AND THEIR ASSISTANCE TO CANDIDATES BY OFFICE AND PARTY," is identical in design to TABLE A except in two respects. Unlike TABLE A where each of the national committees is listed, TABLE C shows all the state and local party committees in a state grouped together. And the method used to convey an accurate picture of the "real" money available for campaign financing is modified here to adjust for transfers between committees within the same state. The results of the adjustment are labeled "TOTAL MINUS TI PSS" and "TOTAL MINUS TO PSS." (Note that the 1979 Amendments to the

## NATIONAL, PRESIDENTIAL CONVENTION, STATE AND LOCAL POLITICAL COMMITTEES

Federal Election Campaign Act relax the registration and reporting requirements for local party organizations by modifying the definition of which activities cause such an organization to become a political committee.)

TABLE D, "SUMMARY INFORMATION ON THE FINANCIAL ACTIVITY AND ASSISTANCE TO CANDIDATES OF DEMOCRATIC AND REPUBLICAN NATIONAL, PRESIDENTIAL CONVENTION, AND STATE/LOCAL POLITICAL COMMITTEES," summarizes in one place information which is contained on various pages of TABLE A, B, and C. It displays data on adjusted receipts and disbursements, latest "cash on hand," debts, and assistance to candidates.\* Also given is the number of committees in each of the groups.

TABLE E, "CONTRIBUTIONS TO CANDIDATES FROM DEMOCRATIC AND REPUBLICAN NATIONAL, AND STATE/LOCAL POLITICAL COMMITTEES BY OFFICE AND INCUMBENT/CHALLENGER-OTHER/OPEN-SEAT CANDIDATE STATUS," shows contributions to incumbent versus other candidates\* for various

---

\*Note that some of this assistance may have been to individuals who may not be statutory "candidates" under the 1979 Amendments to the Federal Election Campaign Act, e.g., an individual seeking nomination to Federal office who has not received contributions in excess of \$5,000.

## SUMMARY OF TABLES

Federal offices from different kinds of party committees, e.g., do state/local committees contribute to incumbent House members while national committees support open-seat Senate candidates.

TABLE F, "CONTRIBUTIONS TO CANDIDATES FROM DEMOCRATIC AND REPUBLICAN NATIONAL, AND STATE/LOCAL POLITICAL COMMITTEES BY CONTRIBUTION AMOUNT," continues the presentation of information on contributions to candidates.\* The TABLE displays relationships between types of committees and the size of contribution which they made to candidates, e.g., do national committees make larger contributions than state and local groups. In addition, the percentage of committees in a group which have participated in this campaign financing activity is given.

TABLE G, "TOTAL RECEIPTS OF DEMOCRATIC AND REPUBLICAN POLITICAL COMMITTEES (NATIONAL AND PRESIDENTIAL CONVENTION/STATE/LOCAL TOTALS) BY RECEIPT AMOUNT," serves two purposes. It displays the distribution of national and Presidential convention/state/local committees into different total receipts classes, and it provides the basis for TABLE H. It summarizes information from TABLES A, B, and C and shows whether national or Presidential convention/state/local groups tend to have committees which receive larger inflows of funds.

## NATIONAL, PRESIDENTIAL CONVENTION, STATE AND LOCAL POLITICAL COMMITTEES

TABLE H, "CONTRIBUTIONS TO CANDIDATES FROM SEVEN TOTAL RECEIPT CLASSES OF DEMOCRATIC AND REPUBLICAN POLITICAL COMMITTEES (NATIONAL/STATE/LOCAL TOTALS) BY CONTRIBUTION AMOUNT," sets out the relationship between the size of a committee's total receipts and the number and size of its contributions to candidates, e.g., does a committee with total receipts of \$500,000 make many contributions of moderate size while one with income of \$20,000 makes a small number of large contributions.

TABLE I, "LATEST CASH-ON-HAND OF DEMOCRATIC AND REPUBLICAN POLITICAL COMMITTEES (NATIONAL AND PRESIDENTIAL CONVENTION/STATE/LOCAL TOTALS) BY CASH-ON-HAND AMOUNT," like TABLE G, serves two purposes. It presents the distribution of national and Presidential convention/state/local committees into different latest 1982 "cash on hand" classes, and it provides the basis for TABLE J. It summarizes information from TABLES A, B, and C

---

\*Note that some of this assistance may have been to individuals who may not be statutory "candidates" under the 1979 Amendments to the Federal Election Campaign Act, e.g., an individual seeking nomination to Federal office who has not received contributions in excess of \$5,000.

## SUMMARY OF TABLES

and shows whether national or Presidential convention/state/local groups tend to have committees which report larger latest 1982 "cash on hand" amounts.

TABLE J, "CONTRIBUTIONS TO CANDIDATES FROM SEVEN LATEST CASH-ON-HAND CLASSES OF DEMOCRATIC AND REPUBLICAN POLITICAL COMMITTEES (NATIONAL/STATE/LOCAL TOTALS) BY CONTRIBUTION AMOUNT," displays the relationship between the size of a committee's latest 1982 "cash on hand" and the number and size of its contributions to candidates,\* e.g., does a committee with latest 1982 "cash on hand" of \$103,000 make many contributions of moderate size while one with latest 1982 "cash on hand" of \$2,500 makes a small number of large contributions.

TABLE K, "EXPENDITURES ON BEHALF OF CANDIDATES FROM DEMOCRATIC AND REPUBLICAN NATIONAL, AND STATE/LOCAL POLITICAL COMMITTEES BY OFFICE AND INCUMBENT/CHALLENGER- OTHER/OPEN-SEAT CANDIDATE STATUS," shows expenditures on behalf of incumbent versus other candidates\* for various Federal offices from different kinds of party

## NATIONAL, PRESIDENTIAL CONVENTION, STATE AND LOCAL POLITICAL COMMITTEES

committees, e.g., do state/local committees make expenditures on behalf of incumbent House members while national committees support open-seat Senate candidates. These coordinated expenditures may be made on behalf of general election candidates under 2 U.S.C. Section 441a(d).

---

\*Note that some of this assistance may have been to individuals who may not be statutory "candidates" under the 1979 Amendments to the Federal Election Campaign Act, e.g., an individual seeking election to federal office who has not received contributions in excess of \$5,000.

## SUMMARY OF TABLES

### NON-PARTY POLITICAL COMMITTEES

The TABLES are designed to show selected information for the non-party political committees by totals for six types of committees. (A non-party political committee means any committee that has not been authorized by any candidate and which is not part of the official party structure at the national, State, or local level, which has registered as a political committee under the Federal Election Campaign Act, as amended.) The EXPLANATION OF COLUMNS for non-party committees provides detailed definitions of columns and explanations of organization; it should be used in conjunction with the TABLES.

TABLE A, "SELECTED FINANCIAL ACTIVITY OF NON-PARTY POLITICAL COMMITTEES AND THEIR ASSISTANCE TO CANDIDATES BY OFFICE AND PARTY," displays receipt, disbursement, and debt information. Total receipts and total disbursements, which are shown first in their respective places, are not necessarily accurate reflections of the "real" money that is available for political campaign financing. These figures are frequently inflated, due in large part to the fact that these sums include receipts from affiliated committees. Since affiliated committees are subject to one contribution limit (2 U.S.C. Section 441a), these receipts should be treated as though they were internal transfers so that the same dollar is not counted twice as a receipt. Therefore, all such transfers are given in the next column of the TABLE. These transfers are then subtracted from total receipts (or total disbursements) in order to

produce an adjusted figure in the third column (either "TOTAL MINUS TI AFF" or "TOTAL MINUS TO AFF"). It is these two columns which most accurately depict receipts and disbursements.

The remaining information in this TABLE on specific types of receipts and disbursements provides a partial picture of a political committee's exact income and spending. As was noted in the DESCRIPTION OF REPORT where the omitted information was enumerated, the selected receipts and disbursements do not add up to the total receipts and disbursements. A suggestion is offered for arriving at a more exact picture of the cash disbursements which a committee has made: since a committee receiving an in-kind contribution of services, goods, or property reports it both as a receipt and as if it has been paid for, the amount given in the "IN-KIND CONTRIB REG COM" receipts column may be subtracted from the "TOTAL DISBURSEMENTS" figure to arrive at a more precise sense of the cash actually dispensed.

TABLE A next provides a committee's "cash on hand" and debts figures. Amounts of its assistance to candidates\* by Federal office and

\*Note that some of this assistance may have been to individuals who may not be statutory "candidates" under the 1979 Amendments to the Federal Election Campaign Act, e.g., an individual seeking nomination to Federal office who has not received contributions in excess of \$5,000.

## SUMMARY OF TABLES

party, which are shown after "cash on hand" and debts, indicate its candidate activity.

TABLE B, "SELECTED INFORMATION ON THE FINANCIAL ACTIVITY AND ASSISTANCE TO CANDIDATES OF NON-PARTY POLITICAL COMMITTEES," summarizes in one place information which is contained on various pages of TABLE A. It displays data on adjusted receipts and disbursements, latest "cash on hand," debts and assistance to candidates.\* Also given is the number of committees in each of the groups.

TABLE C, "CONTRIBUTIONS TO CANDIDATES FROM NON-PARTY POLITICAL COMMITTEES BY CANDIDATES' PARTY," displays different types of non-party committees and their candidate\* contribution activity. In addition the percentage of committees in a group which have engaged in campaign financing is given.

TABLE D, "CONTRIBUTIONS TO CANDIDATES FROM NON-PARTY POLITICAL COMMITTEES BY OFFICE, INCUMBENT / CHALLENGER-OTHER/OPEN-SEAT CANDIDATE STATUS AND PARTY," provides data on contributions to candidates,\* e.g., does a particular type of non-party committee contribute to candidates for one federal office or for all three offices, to incumbents or to other candidates, or to candidates of a particular party.

## NON-PARTY POLITICAL COMMITTEES

TABLE E, "CONTRIBUTIONS TO CANDIDATES FROM NON-PARTY POLITICAL COMMITTEES BY CONTRIBUTION AMOUNT," continues the presentation of information on contributions to candidates.\* The TABLE displays relationships between types of committees and the size of contributions which they made to candidates, e.g., does one type of committee make larger contributions than another.

TABLE F, "TOTAL RECEIPTS OF NON-PARTY POLITICAL COMMITTEES BY RECEIPT AMOUNT," serves two purposes. It displays the distribution of corporation-connected, labor-connected, etc. committees into different total receipts classes, and it provides the basis for TABLE G. It summarizes information from TABLE A and shows whether one group or another tends to have committees which receive larger inflows of funds.

TABLE G, "CONTRIBUTIONS TO CANDIDATES FROM SEVEN TOTAL RECEIPT CLASSES OF NON-PARTY POLITICAL COMMITTEES BY CONTRIBUTION AMOUNT," sets out the relationship between the size of a

---

\*Note that some of this assistance may have been to individuals who may not be statutory "candidates" under the 1979 Amendments to the Federal Election Campaign Act, e.g., an individual seeking nomination to Federal office who has not received contributions in excess of \$5,000.



## SUMMARY OF TABLES

committee's total receipts and the number and size of its contributions to candidates,\* e.g., does a committee with total receipts of \$500,000 make many contributions of moderate size while one with income of \$20,000 makes a small number of large contributions.

TABLE H, "LATEST CASH-ON-HAND OF NON-PARTY POLITICAL COMMITTEES BY CASH-ON-HAND BY AMOUNT," like TABLE F, serves two functions. It presents the distribution of corporation-connected, labor-connected, etc., committees into different latest 1982 "cash on hand" classes; and it provides the basis for TABLE I. It summarizes information from TABLE A and indicates whether one group or another tends to have committees which report larger latest 1982 "cash on hand."

TABLE I, "CONTRIBUTIONS TO CANDIDATES FROM SEVEN LATEST CASH-ON-HAND CLASSES OF NON-PARTY POLITICAL COMMITTEES BY CONTRIBUTION AMOUNT," sets out the relationship between the size of a committee's latest 1982 "cash on hand" and the number and size of its contributions to candidates,\* e.g., does a committee with latest 1982 "cash on hand" of \$103,000 make many contributions of moderate size while one with latest 1982 "cash on hand" of \$2,500 makes a small number of large contributions.

## NON-PARTY POLITICAL COMMITTEES

TABLE J, "EXPENDITURES ON BEHALF OF CANDIDATES NON-PARTY POLITICAL COMMITTEES BY CANDIDATES' PARTY," displays different types of non-party committees and their expenditures on behalf of candidates.\* These include independent expenditures along with honoraria and recount contributions. In addition the percentage of committees in a group which have engaged in this campaign financing activity is given.

TABLE K, "EXPENDITURES ON BEHALF OF CANDIDATES FROM NON-PARTY POLITICAL COMMITTEES BY OFFICE, INCUMBENT/CHALLENGER-OTHER/OPEN-SEAT CANDIDATE STATUS AND PARTY," provides data on expenditures on behalf of candidates,\* e.g., does a particular type of non-party committee make expenditures on behalf of candidates for one Federal office or for all three offices, of incumbents or of non-incumbents, or of candidates affiliated with a particular party.

TABLE L, "INDEPENDENT EXPENDITURES AGAINST CANDIDATES BY POLITICAL COMMITTEES BY CANDIDATES' PARTY," displays

---

\*Note that some of this assistance may have been to individuals who may not be statutory "candidates" under the 1979 Amendments to the Federal Election Campaign Act, e.g., an individual seeking nomination to Federal office who has not received contributions in excess of \$5,000.

## SUMMARY OF TABLES

## NON-PARTY POLITICAL COMMITTEES

different types of non-party committees and their independent expenditures against candidates.\* In addition the percentage of committees in a group which have engaged in this campaign financing activity is given.

TABLE M, "INDEPENDENT EXPENDITURES AGAINST CANDIDATES BY POLITICAL COMMITTEES BY OFFICE, INCUMBENT / CHALLENGER-OTHER/OPEN-SEAT CANDIDATE STATUS, AND PARTY," provides data on independent expenditures against candidates,\* e.g., does a particular type of non-party committee make independent expenditures against candidates for one Federal office or for all three offices, against incumbents or against non-incumbents, or against candidates affiliated with a particular party.

---

\*Note that some of this assistance may have been to individuals who may not be statutory "candidates" under the 1979 Amendments to the Federal Election Campaign Act, e.g., an individual seeking nomination to Federal office who has not received contributions in excess of \$5,000.

### III

#### EXPLANATION OF COLUMNS

##### NATIONAL PARTY POLITICAL COMMITTEES

This section explains the special terms that appear as labels of the different columns, how the amount is derived for each column and, where appropriate, the significance of the column. Words included in this section are listed in the order in which they appear in each table. For example, the column in TABLE A, labeled TRANS IN PARTY OTHER, appears under TABLE A, as the fourth entry. Readers are encouraged to consult this section regularly as they use the report.

Readers should be aware that the terms as used in this report may be defined differently than they are in the Federal Election Campaign Act of 1971, as amended.

The line number and (where appropriate) the schedule letter of the March 1980 FEC Form 3X on which the information was reported are indicated.

(Party political committees are those committees that are part of the official party structure at the national, State, or local level, which have registered as political committees under the Federal Election Campaign Act, as amended.)

##### TABLE A -SELECTED FINANCIAL ACTIVITY OF DEMOCRATIC AND REPUBLICAN NATIONAL POLITICAL COMMITTEES AND THEIR ASSISTANCE TO CANDIDATES BY OFFICE AND PARTY

###### TOTAL RECEIPTS:

This column includes all incoming funds reported on Line 18.

###### TRANS IN PARTY SAME CAT (Transfers In from Party Political Committees Which Are in the Same Category):

"Transfers" are exchanges of funds between party political committees. A party political committee which received funds from another party political committee receives a "transfer in."

Party political committees within the same category (e.g., Congressional), as used in this report and in the 1979-80 FEC Reports on Financial Activity, are committees which have been grouped together because they have historically transferred monies between themselves, as allowed by the Federal Election Campaign Act, as amended. The figures in this column are taken from Line 12 of Schedule A. For additional information on categories of committees, see page xxi, NATIONAL-DEMOCRATIC, and page xxii, NATIONAL-REPUBLICAN.

## EXPLANATION OF COLUMNS

**TOTAL MINUS TI SC** (Total Receipts Minus Transfers In from Party Political Committees Which Are in the Same Category):

This column represents the difference between the total receipts of a national party political committee and the total transfers it has received from committees, in the same category. Figures in this column more accurately depict the receipts situation, since total receipts are frequently inflated due to transfers between committees, in the same group.

**TRANS IN PARTY NON AFFIL** (Transfers In from Other Party Political Committees);

This column represents transfers to a national party political committee from other party political committees which are not in the same category as the reporting committee. The figures are taken from Line 12 of Schedule A.

### **CORPORATION:**

These figures are contributions received from non-party political committees which have identified themselves as being connected with a corporate entity. The amounts are as reported on Line 11c of Schedule A.

### **LABOR:**

These amounts are contributions received from non-party political committees which have indicated a connection with a labor organization. The source is Line 11c of Schedule A.

## NATIONAL PARTY POLITICAL COMMITTEES

### **NON-CONNECT:**

Amounts here are contributions received from non-party political committees which have not reported a connected organization. The exception to this is that contributions from political committees in the health-related field are included in the following column. Line 11c of Schedule A is the source.

### **TRADE/MEMBER/HEALTH:**

Contributions from non-party political committees which have reported a connection with a trade association or a membership organization and from political committees in the health-related field are shown in this column. The amounts are as reported on Line 11c of Schedule A.

### **COOPERATIVE:**

This column contains contributions from non-party political committees which report that they are connected with a cooperative. Amounts are from Line 11c of Schedule A.

### **CORP W/O STOCK** (Corporation Without Capital Stock):

Contributions from non-party political committees which reported a connection with a corporation without capital stock are included in this column. Line 11c of Schedule A is the source.

**TOTAL NON-PARTY CONTRIB** (Total Contributions from Non-Party Political Committees):

## EXPLANATION OF COLUMNS

This column, a summation of the preceding six, represents the total contribution to party political committees from non-party political committees.

### **IN-KIND CONTRIB REG COM (In-Kind Contributions from Registered Political Committees):**

"In-kind contributions" are donations of services, goods, or property, e.g., the use of office space or equipment. They are valued at the ordinary market price and are reported on Line 11c or Line 12 of Schedule A. They are made by other political committees registered under the Federal Election Campaign Act.

### **\$500 AND UP CONTRIB**

The amounts are the sum of itemized contributions of \$500 and over from individuals. The contributions may be either monies given directly to the committee or earmarked through another political committee or they may be in-kind contributions of services, goods or property. The source is line 11a of Schedule A.

### **TOTAL DISBURSEMENTS:**

This column includes all outgoing funds reported by a political committee on Line 28 - Total Disbursements.

### **TRANS OUT PARTY SAME CAT (Transfers Out to Party Political Committees Which Are in the Same Category):**

"Transfers" are exchanges of funds between

## NATIONAL PARTY POLITICAL COMMITTEES

party political committees. A party political committee which disburses funds to another party political committee makes a "transfer out."

Party political committees within the same category (e.g., Congressional), as used in this report and in previous FEC Reports on Financial Activity, are committees which have been grouped together because they have historically transferred monies between themselves, as allowed by the Federal Election Campaign Act, as amended.

The figures in this column are taken from Line 20 of Schedule B. For additional information on categories of committees, see page xxi, NATIONAL-DEMOCRATIC and page xxii, NATIONAL-REPUBLICAN.

### **TOTAL MINUS TO SC (Total Disbursements Minus Transfers Out to Party Political Committees Which Are in the Same Category):**

This column represents the difference between the total disbursements of a national party political committee and the total transfers it has made to committees, in the same category. Figures in this column more accurately depict the disbursements situation, since total disbursements are frequently inflated due to transfers between committees, in the same group.

## EXPLANATION OF COLUMNS

**TRANS OUT PARTY OTHER** (Transfers Out to Other Party Political Committees):

This column represents transfers to other party political committees which are not in the same category as the reporting committee. The figures are taken from Line 20 of Schedule B.

**TOTAL NON-PARTY CONTRIB** (Total Contributions to Non-Party Political Committees):

Figures here are contributions to non-party political committees. They are taken from Line 21 of Schedule B.

### CONTRIB REFUNDS:

Itemized contribution refunds made to individuals, as reported by the political committee on Line 26a of Schedule B, are displayed in this column.

### LATEST CASH-ON-HAND:

These amounts are a political committee's most recently reported 1982 "cash on hand." These balances are taken from Line 10.

### 1/1/81 CASH-ON-HAND:

A political committee's "cash on hand" on January 1, 1981 (or its initial 1981 "cash on hand" if it registered subsequent to 1/1/81) is given in this column. This beginning cash balance is reported on Line 6.

## NATIONAL PARTY POLITICAL COMMITTEES

### DEBTS OWED TO:

This column represents the outstanding debts and obligations owed TO the listed political committee. The amounts are taken from Line 9 of the committee's latest report.

### DEBTS OWED BY:

The outstanding debts and obligations owed BY the listed political committee are given in this column. The figures are from Line 10 of the committee's latest report.

### CONTRIBUTIONS TO CANDIDATES BY OFFICE AND PARTY:

These ten columns represent contributions (donations of money or in-kind contributions of services, goods, or property) to candidates from the listed political committee. The first 3 columns represent contributions to Congressional (Senate and House) candidates by incumbent/challenger-other/open-seat status. The next six separate Senate and House contributors by party. The tenth column is the sum of committee contributions to Senate, House and Presidential candidates preceded by the number of candidates to whom the contributions were made. The amounts are as reported on Line 21 of Schedule B. (Note that some of these contributions may have been made to individuals who may not be statutory "candidates" under the 1979 Amendments to the Federal Election Campaign Act, e.g., an individual seeking nomination to Federal office who has not received contributions or made expenditures aggregating in excess of \$5,000.)

## EXPLANATION OF COLUMNS

### **TOTAL EXPENDITURES ON BEHALF OF CANDIDATES:**

Figures here represent expenditures on behalf of candidates made by a party political committee which are permitted by 2 U.S.C. Section 441a(d). The amounts are taken from Line 23 of Schedule F. (Note that some of these expenditures may have been made on behalf of individuals who may not be statutory "candidates" under the 1979 Amendments to the Federal Election Campaign Act, e.g., an individual seeking nomination to Federal office who has not received contributions or made expenditures aggregating in excess of \$5,000.)

### **NATIONAL-DEMOCRATIC:**

Included in this TABLE are Democratic party political committees which have a scope larger than that of a single state or locality. These party political committees are separated into the following categories:

Democratic National Committee political committees

Democratic Senatorial political committees

Democratic Congressional (House) political committees (In the 1981-82 election cycle, only one committee is included in this category.)

Association of State Democratic Chairpersons - this political committee is a

## NATIONAL PARTY POLITICAL COMMITTEES

fundraising arm of the Democratic National Committee which serves as a fundraising agent and organizer for selected Democratic State Central committees and Dollars for Democrats committees throughout the country

The segregation of these national-level committees into different categories, in this report and in previous FEC Reports on Financial Activity, is indicated by the presence of a SUBTOTAL. Each time a SUBTOTAL appears, it signifies that the preceding committees have historically transferred monies between themselves, as allowed by the Federal Election Campaign Act, as amended.

The identification number which the Federal Election Commission has assigned to a committee (C.....) is listed next to the committee's name. Also given is the ending coverage date of the most recent report containing 1981-82 financial activity information which a committee has filed. If no ending coverage date is printed, it means that for a variety of reasons, the committee has not filed a report containing financial activity information.

An asterisk (\*) following a committee's name means that the committee files its report with the Secretary of the Senate or with the Clerk of the House of Representatives.

### **NATIONAL-REPUBLICAN:**

Included here are Republican party political committees which are active in more than a single state or locality. These national party political committees are divided into the following

## EXPLANATION OF COLUMNS

categories:

Republican National Committee political  
committees

Republican Senatorial political committees

Republican Congressional (House) political  
committees

The segregation of these national-level committees into different categories, in this report and in previous FEC Reports on Financial Activity, is indicated by the presence of a SUBTOTAL. Each time a SUBTOTAL appears, it signifies that the preceding committees have historically transferred monies between themselves, as allowed by the Federal Election Campaign Act, as amended.

The identification number which the Federal Election Commission has assigned to a committee (C.....) is listed next to the committee's name. Also given is the ending coverage date of the most recent report containing 1981-82 financial activity information which a committee has filed. If no ending coverage date is printed, it means that for a variety of reasons, the committee has not filed a report containing financial activity information.

An asterisk (\*) following a committee's name means that the committee files its report with the Secretary of the Senate or with the Clerk of the House of Representatives.

\* \* \* \* \*

## NATIONAL PARTY POLITICAL COMMITTEES

**TABLE B - SELECTED FINANCIAL ACTIVITY OF  
DEMOCRATIC AND REPUBLICAN  
PRESIDENTIAL CONVENTION  
POLITICAL COMMITTEES AND THEIR  
ASSISTANCE TO CANDIDATES BY  
OFFICE AND PARTY.**

**TOTAL RECEIPTS through TOTAL EXPENDITURES  
ON BEHALF OF CANDIDATES:**

These terms have the same meaning as those defined above for TABLE A.

**PRESIDENTIAL CONVENTIONS - DEMOCRATIC:**

Shown here are publicly and privately financed 1980 Democratic Presidential convention committees.

**PRESIDENTIAL CONVENTIONS - REPUBLICAN:**

Registered publicly and privately financed 1972, 1976, and 1980 Presidential convention committees are listed.

\* \* \* \* \*

**TABLE C:**

**SEE EXPLANATION OF COLUMNS - STATE  
AND LOCAL PARTY POLITICAL  
COMMITTEES.**

\* \* \* \* \*



## EXPLANATION OF COLUMNS

### TABLE D - SUMMARY INFORMATION ON THE FINANCIAL ACTIVITY AND ASSISTANCE TO CANDIDATES OF DEMOCRATIC AND REPUBLICAN NATIONAL, PRESIDENTIAL CONVENTION, AND STATE/LOCAL POLITICAL COMMITTEES

**TOTAL RECPT MINUS TRANS IN SC/PSS** (Total Receipts Minus Transfers In from Same Category Political Committees/Party Political Committees Located in the Same State):

In the case of national and Presidential convention committees, this figure represents the difference between the total receipts of a political committee and the total transfers it has received from same-category committees. (For additional information on categories of committees, see page xxi, NATIONAL-DEMOCRATIC and page xxii, NATIONAL-REPUBLICAN.) For state and local committees, the amount represents the difference between the total receipts of a party political committee with an address in one state and the total transfers it has received from other party political committees located in the same state. The amounts given here more accurately depict the receipts situation, since total receipts are frequently inflated due to transfers between same-category national committees and between party committees in the same state.

**TOTAL DISB MINUS TRANS OUT SC/PSS** (Total Disbursements Minus Transfers Out to Same Cate-

## NATIONAL PARTY POLITICAL COMMITTEES

gory Political Committees/Party Political Committees Located in the Same State):

For national and Presidential convention committees, this figure represents the difference between the total disbursements of a political committee and the total transfers it has made to same-category committees. (For additional information on categories of committees, see page xxi, NATIONAL-DEMOCRATIC and page xxii, NATIONAL-REPUBLICAN.) In the instance of state and local committees, the amount represents the difference between the total disbursements of a party political committee with an address in one state and the total transfers it has made to other party political committees located in the same state. The figures given here more accurately depict the disbursements situation, since total disbursements are frequently inflated due to transfers between same-category national committees and between party committees in the same state.

### LATEST CASH-ON-HAND:

These amounts are a political committee's most recently reported 1982 "cash on hand." These balances are taken from Line 8.

## EXPLANATION OF COLUMNS

### DEBTS OWED TO:

This column represents the outstanding debts and obligations owed TO the listed political committee. The amounts are taken from Line 9 of the committee's latest report.

### DEBTS OWED BY:

The outstanding debts and obligations owed BY the listed political committee are given in this column. The figures are from Line 10 of the committee's latest report.

### CONTRIB TO CANDIDATES:

This column represents contributions (donations of money or in-kind contributions of services, goods, or property) to candidates from the listed political committee. The amounts are as reported on Line 21 of Schedule B. (Note that some of these contributions may have been made to individuals who may not be statutory "candidates" under the 1979 Amendments to the Federal Election Campaign Act, e.g., an individual seeking nomination to Federal office who has not received contributions or made expenditures aggregating in excess of \$5,000.)

### EXPEND ON BEHALF OF CANDIDATES:

Figures here represent expenditures on behalf of candidates made by a party political committee which are permitted by 2 U.S.C. Section 441a(d). The amounts are taken from Line 23 of Schedule F. (Note that some of these contributions may have been made to individuals who may not be statutory

## NATIONAL PARTY POLITICAL COMMITTEES

"candidates" under the 1979 Amendments to the Federal Election Campaign Act, e.g., an individual seeking nomination to Federal office who has not received contributions or made expenditures aggregating in excess of \$5,000.)

### NUMBER OF COMMITTEES:

The figures in this column show the number of committees in each of the groups.

### NATIONAL, PRESIDENTIAL CONVENTIONS, AND STATE/LOCAL - DEMOCRATIC AND REPUBLICAN POLITICAL COMMITTEES:

The categories of national Democratic and Republican party political committees have been previously defined on page xxi. Presidential convention committees are publicly and privately funded committees associated with the quadrennial Presidential conventions of the two major parties. State and local party political committees are those registered under the Federal Election Campaign Act which operates primarily in a single state or locality.

(Note that as of this release there are no committees included in the "Other National" or "National Fundraising" categories.)

\* \* \* \* \*

## EXPLANATION OF COLUMNS

### TABLE E - CONTRIBUTIONS TO CANDIDATES FROM DEMOCRATIC AND REPUBLICAN NATIONAL AND STATE/LOCAL POLITICAL COMMITTEES BY OFFICE AND INCUMBENT /CHALLENGER-OTHER / OPEN-SEAT CANDIDATE STATUS

#### INCUMBENT:

Incumbent candidates are those who have held the Presidential office on or after 1/21/81 or a Congressional office at any time during the 97th Congress.

With respect to the eight special elections in 1981 and 1982 for vacant House seats, contributions to a candidate in such an election appear in the open-seat category. However, post-election contributions to the winner of a special election appear in the incumbent column.

#### CHALLENGER-OTHER:

All candidates who are not incumbent or open-seat candidates are included in this category. These candidates may be, for example, 1982 challengers of Congressional incumbents or they may be unsuccessful 1980 candidates or potential 1984 Senatorial aspirants.

#### OPEN-SEAT:

Open-seat candidates are those seeking election during 1981 or 1982 to seats where an incumbent did not seek re-election.

## NATIONAL PARTY POLITICAL COMMITTEES

#### CANDIDATE STATUS:

Within each candidate status column (incumbent, challenger-other, open-seat, totals), the "number" segment indicates the number of instances where a committee in the group has contributed to a candidate. (Multiple contributions by a committee to the same candidate are summarized and counted as one instance.) The "dollars" portion shows the total amount contributed to one or more candidates. The "percent" figure is the proportion which the dollars constitute of all contributions made to candidates by a group of political committees. (Note that some of these contributions may have been made to individuals who may not be statutory "candidates" under the 1979 Amendments to the Federal Election Campaign Act, e.g., an individual seeking nomination to Federal office who has not received contributions or made expenditures aggregating in excess of \$5,000.)

#### NATIONAL AND STATE/LOCAL - DEMOCRATIC AND REPUBLICAN POLITICAL COMMITTEES:

The categories of national Democratic and Republican party political committees have been previously defined on page xxi. State and local party political committees are those registered under the Federal Election Campaign Act which operate primarily in a single state or locality.

\* \* \* \* \*

## EXPLANATION OF COLUMNS

### TABLE F - CONTRIBUTIONS TO CANDIDATES FROM DEMOCRATIC AND REPUBLICAN NATIONAL, AND STATE/LOCAL POLITICAL COMMIT- TEES BY CONTRIBUTION AMOUNT

#### CONTRIBUTION AMOUNT:

The "number" portion of the contribution amount columns shows the number of instances where a committee in the group (e.g., Democratic National Committees political committees) has contributed to a candidate. (Multiple contributions by a committee to the same candidate are summarized and counted as one instance.) The "dollar" portion of the columns gives the total amount contributed to one or more candidates. The "percent" segment of the columns is the proportion which the dollars in a category (e.g., \$1 to \$99) constitute of all contributions made to candidates by a group of political committees. (Note that some of these contributions may have been made to individuals who may not be statutory "candidates" under the 1979 Amendments to the Federal Election Campaign Act, e.g., an individual seeking nomination to Federal office who has not received contributions or made expenditures aggregating in excess of \$5,000.)

#### COMMIT MAKING CONTRIB:

The information in the first column indicates the number of committees in a group which have made contributions to candidates. The figures in the percentage column show what percent of all

## NATIONAL PARTY POLITICAL COMMITTEES

political committees in a group (e.g., Democratic National Committees political committees) have made candidate contributions.

### NATIONAL AND STATE/LOCAL - DEMOCRATIC AND REPUBLICAN POLITICAL COMMITTEES:

The categories of national Democratic and Republican party political committees have been previously defined on page xxi. State and local party political committees are those registered under the Federal Election Campaign Act which operated primarily in a single state or locality.

\* \* \* \* \*

### TABLE G - TOTAL RECEIPTS OF DEMOCRATIC AND REPUBLICAN POLITICAL COMMITTEES (NATIONAL AND PRESIDENTIAL CONVEN- TION/STATE/LOCAL TOTALS) BY RECEIPT AMOUNT

#### RECEIPT AMOUNT:

The "number" portion of the total receipts columns shows the number of party political committees in a group (e.g., all Democratic National political committees) which have reported total receipts in the dollar range of the particular column (e.g., \$1 - \$9,999). The "dollars" portion of the columns gives the total amount of total receipts of the committees which fall into the particular dollar range. The "percent" segment of the columns is the proportion which the total dollars in a

## EXPLANATION OF COLUMNS

particular dollar range constitute of all total receipts received by all committees in a group.

### **NATIONAL AND PRESIDENTIAL CONVENTION/STATE/LOCAL TOTALS - DEMOCRATIC AND REPUBLICAN POLITICAL COMMITTEES:**

The categories of national Democratic and Republican party political committees have been previously defined on page xxi. Presidential convention committees are publicly and privately funded committees associated with the quadrennial Presidential conventions of the two major parties. State and local party political committees are those registered under the Federal Election Campaign Act which operate primarily in a single state or locality.

\* \* \* \* \*

### **TABLE H - CONTRIBUTIONS TO CANDIDATES FROM SEVEN TOTAL RECEIPTS CLASSES OF DEMOCRATIC AND REPUBLICAN POLITICAL COMMIT- TEES (NATIONAL / STATE / LOCAL TOTALS) BY CONTRIBUTION AMOUNT**

#### **CONTRIBUTION AMOUNT:**

The "number" portion of the contribution amount columns shows the number of instances where a committee in a group which has reported total receipts in a particular dollar range has contributed to a candidate. (Multiple contributions

## NATIONAL PARTY POLITICAL COMMITTEES

by a committee to the same candidate are summarized and counted as one instance.) The "dollar" portion of the columns gives the total amount contributed to one or more candidates. The "percent" segment of the columns is the proportion which the dollars in a category (e.g., \$1 to \$99) constitute of all contributions made to candidates by political committees in a particular total receipts dollar range. (Note that some of these contributions may have been made to individuals who may not be statutory "candidates" under the 1979 Amendments to the Federal Election Campaign Act, e.g., an individual seeking nomination to Federal office who has not received contributions or made expenditures aggregating in excess of \$5,000.)

#### **COMMITTEES:**

The figures given here show the number of committees in a particular total receipts dollar range which have made contributions to candidates.

#### **TOTAL RECEIPTS CLASSES:**

A political committee is placed in one of the seven total receipts classes based on the sum of its reported total receipts.

\* \* \* \* \*

## EXPLANATION OF COLUMNS

**TABLE I - LATEST CASH-ON-HAND OF  
DEMOCRATIC AND REPUBLICAN  
POLITICAL COMMITTEES (NATIONAL  
AND PRESIDENTIAL CONVEN-  
TION/STATE/LOCAL TOTALS) BY  
CASH- ON-HAND AMOUNT**

### **CASH-ON-HAND AMOUNT:**

The "number" portion of the latest 1982 "cash on hand" columns shows the number of party political committees in a group (e.g., all Democratic National political committees) which have reported latest 1982 "cash on hand" reported by all committees in a group.

### **NATIONAL AND PRESIDENTIAL CONVENTIONS/STATE/LOCAL TOTALS - DEMOCRATIC AND REPUBLICAN POLITICAL COMMITTEES:**

The categories of national Democratic and Republican party political committees have been previously defined on page xxi. Presidential convention committees are publicly and privately funded committees associated with the quadrennial Presidential conventions of the two major parties. State and local party political committees are those registered under the Federal Election Campaign Act which operate primarily in a single state or locality.

\* \* \* \* \*

## NATIONAL PARTY POLITICAL COMMITTEES

**TABLE J - CONTRIBUTIONS TO CANDIDATES  
FROM SEVEN LATEST  
CASH-ON-HAND CLASSES OF  
DEMOCRATIC AND REPUBLICAN  
POLITICAL COMMITTEES  
(NATIONAL/STATE/LOCAL TOTALS)  
BY CONTRIBUTION AMOUNT**

### **CONTRIBUTION AMOUNT:**

The "number" portion of the contribution amount columns shows the number of instances where a committee in the group (e.g., Democratic National Committees political committees) has contributed to a candidate. (Multiple contributions by a committee to the same candidate are summarized and counted as one instance.) The "dollar" portion of the columns gives the total amount contributed to one or more candidates. The "percent" segment of the columns is the proportion which the dollars in a category (e.g., \$1 to \$99) constitute of all contributions made to candidates by a group of political committees. (Note that some of these contributions may have been made to individuals who may not be statutory "candidates" under the 1979 Amendments to the Federal Election Campaign Act, e.g., an individual seeking nomination to Federal office who has not received contributions or made expenditures aggregating in excess of \$5,000.)

### **COMMITTEES:**

The figures given here show the number of committees in a particular latest 1982 "cash on

## EXPLANATION OF COLUMNS

hand" dollar range which have made contributions to candidates.

### LATEST CASH-ON-HAND CLASSES:

A political committee is placed in one of seven latest 1982 "cash on hand" classes based on its latest reported 1982 "cash on hand."

\* \* \* \* \*

### TABLE K - EXPENDITURES ON BEHALF OF CANDIDATES FROM DEMOCRATIC AND REPUBLICAN NATIONAL AND STATE/LOCAL POLITICAL COMMITTEES BY OFFICE AND INCUMBENT / CHALLENGER-OTHER / OPEN-SEAT CANDIDATE STATUS

#### INCUMBENT:

Incumbent candidates are those who have held the Presidential office on or after 1/21/81 or a Congressional office at any time during the 97th Congress.

With respect to the eight special elections in 1981 and 1982 for vacant House seats, contributions to a candidate in such an election appear in the open-seat category. However, post-election contributions to the winner of a special election appear in the incumbent column.

#### CHALLENGER-OTHER:

All candidates who are not incumbent or open-seat candidates are included in this category.

## NATIONAL PARTY POLITICAL COMMITTEES

These candidates may be, for example, 1982 challengers of Congressional incumbents or they may be unsuccessful 1980 candidates or potential 1984 Senatorial aspirants.

#### OPEN-SEAT:

Open-seat candidates are those seeking election during 1981 or 1982 to seats where an incumbent did not seek re-election.

#### CANDIDATE STATUS:

Within each candidate status column (incumbent, challenger-other, open-seat, totals), the "number" segment indicates the number of instances where a committee in the group has made expenditures on behalf of a candidate. (Multiple expenditures by a committee to the same candidate are summarized and counted as one instance.) The "dollars" portion shows the total amount expended on behalf of one or more candidates. The "percent" figure is the proportion which the dollars constitute of all expenditures made on behalf of candidates by a group of political committees. (Note that some of these expenditures may have been made on behalf of individuals who may not be statutory "candidates" under the 1979 Amendments to the Federal Election Campaign Act, e.g., an individual seeking nomination to Federal office who has not received contributions or made expenditures aggregating in excess of \$5,000.)

## EXPLANATION OF COLUMNS

## NATIONAL PARTY POLITICAL COMMITTEES

### NATIONAL AND STATE/LOCAL - DEMOCRATIC AND REPUBLICAN POLITICAL COMMITTEES:

The categories of national Democratic and Republican party political committees have been previously defined on page xxi. State and local party political committees are those registered under the Federal Election Campaign Act which operate primarily in a single state or locality.

\* \* \* \* \*

21  
5



## EXPLANATION OF COLUMNS

### STATE AND LOCAL PARTY POLITICAL COMMITTEES

This section explains the special terms that appear as labels of the different columns, how the amount is derived for each column and, where appropriate, the significance of the column. Words included in this section are listed in the order in which they appear in each table. For example, the column in TABLE A, labeled TRANS IN PARTY OTHER, appears under TABLE A, as the fourth entry. Readers are encouraged to consult this section regularly as they use the report.

Readers should be aware that the terms as used in this report may be defined differently than they are in the Federal Election Campaign Act of 1971, as amended.

The line number and (where appropriate) the schedule letter of the March 1980 FEC Form 3X on which the receipt and disbursement information was reported are given in parenthesis. (Party political committees are those committees that are part of the official party structure at the national, State, or local level, which have registered as political committees under the Federal Election Campaign Act, as amended.)

#### **TABLE C - STATE TOTALS OF SELECTED FINANCIAL ACTIVITY OF DEMOCRATIC AND REPUBLICAN STATE AND LOCAL POLITICAL COMMITTEES AND THEIR ASSISTANCE TO CANDIDATES BY OFFICE AND PARTY**

##### **TOTAL RECEIPTS:**

This column includes all incoming funds reported on Line 18.

**TRANS IN PARTY SAME STATE** (Transfers In from Party Political Committees Which are Located in the Same State):

"Transfers" are exchanges of funds between party political committees. A party political committee which receives funds from another party political committee receives a "transfer in."

When a committee has its address located within the same state as another committee, they are considered to be within the same state. Special care needs to be used when examining committees within the District of Columbia. Figures in this column are taken from Line 12 of Schedule A.

## EXPLANATION OF COLUMNS

## STATE AND LOCAL PARTY POLITICAL COMMITTEES

**TOTAL MINUS TI PSS** (Total Receipts Minus Transfers In from Party Political Committees Located in the Same State):

This column represents the difference between the total receipts of a party political committee with an address in one state and the total transfers it has received from other party political committees located in the same state. Figures in this column more accurately depict the receipts situation, since total receipts are frequently inflated due to transfers between party committees in the same state.

**TRANS IN PARTY OTHER** (Transfers In from Party Political Committees Which are NOT Located in the Same State):

This column represents transfers to a party political committee from other party political committees with the addresses not located in the same state. The amounts come from Line 12 of Schedule A.

### **CORPORATION:**

These figures are contributions received from non-party political committees which have identified themselves as being connected with a corporate entity. The amounts are as reported on Line 11c of Schedule A.

### **LABOR:**

These amounts are contributions received from non-party political committees which have

indicated a connection with a labor organization. The source is Line 11c of Schedule A.

### **NON-CONNECT:**

Amounts here are contributions received from non-party political committees which have not reported a connected organization. The exception to this is that contributions from political committees in the health-related field are included in the following column. Line 11c of Schedule A is the source.

### **TRADE/MEMBER/HEALTH:**

Contributions from non-party political committees which have reported a connection with a trade association or a membership organization and from political committees in the health-related field are shown in this column. The amounts are as reported on Line 11c of Schedule A.

### **COOPERATIVE:**

This column contains contributions from non-party political committees which report that they are connected with a cooperative. Amounts are from Line 11c of Schedule A.

### **CORP W/O STOCK** (Corporation Without Capital Stock):

Contributions received from non-party political committees which reported a connection with a corporation without capital stock are included in this column. Line 11c of Schedule A is the source.

## EXPLANATION OF COLUMNS

## STATE AND LOCAL PARTY POLITICAL COMMITTEES

**TOTAL NON-PARTY CONTRIB** (Total Contributions from Non-Party Political Committees):

This column, a summation of the preceding six, represents the total contributions to party political committees from non-party political committees.

**IN-KIND CONTRIB REG COM** (In-Kind Contributions from Registered Political Committees):

"In-kind contributions" are donations of services, goods, or property, e.g., the use of office space or equipment. They are valued at the ordinary market price and are reported on Line 11c or Line 12 of Schedule A. They are made by other political committees registered under the Federal Election Campaign Act.

### **\$500 AND UP CONTRIB:**

The sum of the itemized contributions of \$500 and over from individuals is given in this column. The contribution may be either monies given directly to the committee or earmarked through another political committee or they may be in-kind contributions of services, goods, or property. The source is Line 11a of Schedule A.

### **TOTAL DISBURSEMENTS:**

This column includes all outgoing funds reported by a political committee on Line 28 - Total Disbursements.

**TRANS OUT PARTY SAME STATE** (Transfers Out to Party Political Committees Which are Located in the Same State):

"Transfers" are exchanges of funds between party political committees. A party political committee which disburses funds to another party political committee makes a "transfer out."

When a committee has its address located in the same state as another committee, they are considered to be within the same state. Special care should be taken when examining committees within the District of Columbia. Figures in this column are taken from Line 20 of Schedule B.

**TOTAL MINUS TO PSS** (Total Disbursements Minus Transfers Out to Party Political Committees Located in the Same State):

This column represents the difference between the total disbursements of a party political committee with an address in one state and the total transfers it has made to other party political committees located in the same state. Figures in this column more accurately depict the disbursements situation since total disbursements are frequently inflated due to transfers between party committees in the same state.

**TRANS OUT PARTY OTHER** (Transfers Out to Party Political Committees Which are NOT Located in the Same State):

This column represents transfers to party political committees with addresses not located in the same state. The amounts come from Line 20 of Schedule B.

## EXPLANATION OF COLUMNS

## STATE AND LOCAL PARTY POLITICAL COMMITTEES

### **TOTAL NON-PARTY CONTRIB** (Total Contributions to Non-Party Political Committees):

Figures here are contributions to non-party political committees. They are taken from Line 21 of Schedule B.

### **CONTRIB REFUNDS:**

Itemized contribution refunds made to individuals, as reported by the political committee on Line 26a of Schedule B, are displayed in this column.

### **LATEST CASH-ON-HAND:**

These amounts are a political committee's most recently reported 1982 "cash on hand." These balances are taken from Line 8.

### **1/1/81 CASH-ON-HAND:**

A political committee's "cash on hand" on January 1, 1981 (or its initial 1981 "cash on hand" if it registered subsequent to 1/1/81) is given in this column. This beginning cash balance is reported on Line 6.

### **DEBTS OWED TO:**

This column represents the outstanding debts and obligations owed TO the listed political committee. The amounts are taken from Line 9 of the committee's latest report.

### **DEBTS OWED BY:**

The outstanding debts and obligations owed BY the listed political committee are given in this

column. The figures are from Line 10 of the committee's latest report.

### **CONTRIBUTIONS TO CANDIDATES BY OFFICE AND PARTY:**

These ten columns represent contributions (donations of money or in-kind contributions of services, goods, or property) to candidates from the listed political committee. The first three columns represent contributions to Congressional (Senate and House) candidates by Incumbent/Challenger-Other/Open-Seat status. The next six columns identify Senate and House contributions by party. The tenth column is the sum of committee contributions to Senate, House, and Presidential candidates. The amounts are as reported on Line 21 of Schedule B. (Note that some of these contributions may have been made to individuals who may not be statutory "candidates" under the 1979 Amendments to the Federal Election Campaign Act, e.g., an individual seeking nomination to Federal office who has not received contributions or made expenditures aggregating in excess of \$5,000.)

### **TOTAL EXPENDITURES ON BEHALF OF CANDIDATES:**

Figures here represent expenditures on behalf of candidates made by a party political committee which are permitted by 2 U.S.C. Section 441a(d). The amounts are taken from Line 23 of Schedule F. (Note that some of these expenditures may have been made on behalf of individuals who may not be statutory "candidates" under the 1979 Amendments

## EXPLANATION OF COLUMNS

## STATE AND LOCAL PARTY POLITICAL COMMITTEES

to the Federal Election Campaign Act, e.g., an individual seeking nomination to Federal office who has not received contributions or made expenditures aggregating in excess of \$5,000.)

### STATE AND LOCAL - DEMOCRATIC:

This category is composed of subnational Democratic party political committees which operate primarily in one state or locality. (Note that the 1979 Amendments to the Federal Election Campaign Act relax the registration and reporting requirements for local party organizations by modifying the definition of which activities cause such an organization to become a political committee.)

The identification number which the Federal Election Commission has assigned to a committee (C.....) is listed next to the committee's name. Also given is the ending coverage date of the most recent report containing 1981-82 financial activity information which a committee has filed. If no ending coverage date is printed, it means that for a variety of reasons the committee has not filed a report containing financial activity information.

### STATE AND LOCAL - REPUBLICAN:

Non-national Republican party political committees whose activity occurs primarily within one state or locality are included in this grouping. (Note that the 1979 Amendments to the Federal Election Campaign Act relax the registration and reporting requirements for local party organizations by modifying the definition of which activities cause

such an organization to become a political committee.)

The printed identification number has the same meaning as has been given immediately above.

\* \* \* \* \*

Categories which appear in subsequent party-related tables are defined in the EXPLANATION OF COLUMNS - NATIONAL PARTY POLITICAL COMMITTEES.

**EXPLANATION OF COLUMNS**  
**NON-PARTY POLITICAL COMMITTEES**

This section explains the special terms that appear as labels of the different columns, how the amount is derived for each column and, where appropriate, the significance of the column. Words included in this section are listed in the order in which they appear in each table. For example, the column in TABLE A, labeled NON-PARTY NON-AFIL CONTRIB, appears under TABLE A, as the fourth entry. Readers are encouraged to consult this section regularly as they use the report.

Readers should be aware that the terms as used in this report may be defined differently than they are in the Federal Election Campaign Act of 1971, as amended.

The line number and (where appropriate) the schedule letter of the March 1980 FEC Form 3X on which the receipts and disbursements information was reported are indicated.

(A non-party political committee means any committee that has not been authorized by any candidate and which is not part of the official party structure at the national, State, or local level, which has registered as a political committee under the Federal Election Campaign Act, as amended.)

**TABLE A -SELECTED FINANCIAL ACTIVITY OF  
NON-PARTY POLITICAL COMMITTEES  
AND THEIR ASSISTANCE TO  
CANDIDATES BY OFFICE AND PARTY**

**TOTAL RECEIPTS:**

This column includes all incoming funds reported on Line 18.

**TRANS IN NON-PARTY AFFIL** (Transfers In from Non-Party Political Committees Which are Affiliated):

"Transfers" are exchanges of funds between affiliated political committees. A political committee which receives funds from an affiliated political committee receives a "transfer in."

"Affiliated" committees are those committees which are established, financed, maintained, or controlled by the same corporation, labor organization, person, or group. The figures in this column are taken from Line 12 of Schedule A.

**TOTAL MINUS TI AFF** (Total Receipts Minus Transfers In from Affiliated Political Committees):

This column represents the difference between the total receipts of a non-party political committee and the total transfers it has received from affiliated committees. Figures in this column more accurately depict the receipts situation since total receipts are frequently inflated due to transfers between affiliated committees.

**NON-PARTY NON-AFFIL CONTRIB** (Contributions from Non-Affiliated Non-Party Political Committees):

This column represents contributions to a non-party political committee from other non-party political committees which are not affiliated with the reporting committee. The source is Line 11c of Schedule A.

## EXPLANATION OF COLUMNS

### **TOTAL PARTY CONTRIB** (Total Contributions from Party Political Committees):

Figures in this column indicate the amount of contributions from party political committees. The amounts are from Line 11b of Schedule A.

### **IN-KIND CONTRIB REG COM** (In-Kind Contributions from Requested Political Committees):

"In-kind contributions" are donations of services, goods or property, e.g., the use of office space or equipment. They are valued at the ordinary market price and are reported on Line 11b or 11c or Line 12 of Schedule A. They are made by other political committees registered under the Federal Election Campaign Act.

### **\$500 AND UP CONTRIB:**

The sum of the itemized contributions of \$500 and over from individuals is given in this column. The contributions may be either monies given directly to the committee or earmarked through another political committee or they may be in-kind contributions of services, goods or property. (Contributions earmarked through the committee are not included.) The source is Line 11a of Schedule A.

### **TOTAL DISBURSEMENTS:**

This column includes all outgoing funds reported by a political committee on Line 28 - Total Disbursements.

## NON-PARTY POLITICAL COMMITTEES

### **TRANS OUT NON-PARTY AFFIL** (Transfers Out to Non-Party Political Committees Which are Affiliated):

"Transfers" are exchanges of funds between affiliated political committees. A political committee which disburses funds to an affiliated political committee receives a "transfer out."

"Affiliated" committees are those committees which are established, financed, maintained, or controlled by the same corporation, labor organization, person, or group. The figures in this column are taken from Line 20 of Schedule B.

### **TOTAL MINUS TO AFF** (Total Disbursements Minus Transfers Out to Affiliated Political Committees):

This column represents the difference between the total disbursements of a non-party political committee and the total transfers it has made to affiliated committees. Figures in this column more accurately depict the disbursements situation since total disbursements are frequently inflated due to transfers between affiliated committees.

### **NON-PARTY NON-AFFIL CONTRIB** (Contributions to Non-Affiliated Non-Party Political Committees):

This column represents contributions to other non-party political committees which are not affiliated with the reporting committee. The source is Line 21 of Schedule B.

### **TOTAL PARTY CONTRIB** (Total Contributions to Party Political Committees):

Figures here are contributions to party

## EXPLANATION OF COLUMNS

political committees. They are taken from Line 21 of Schedule B.

### **CONTRIB REFUNDS:**

Itemized contribution refunds made to individuals, as reported by the political committee on Line 26a of Schedule B, are displayed in this column.

### **LATEST CASH-ON-HAND:**

These amounts are a political committee's most recently reported 1982 "cash on hand." These balances are taken from Line 8.

### **1/1/81 CASH-ON-HAND:**

A political committee's "cash on hand" on January 1, 1981 (or its initial 1981 "cash on hand" if it registered subsequent to 1/1/81) is given in this column. This beginning cash balance is reported on Line 6.

### **DEBTS OWED TO:**

This column represents the outstanding debts and obligations owed TO the listed political committee. The amounts are taken from Line 9 of the committee's latest report.

### **DEBTS OWED BY:**

The outstanding debts and obligations owed BY the listed political committee are given in this column. The figures are from Line 10 of the committee's latest report.

## NON-PARTY POLITICAL COMMITTEES

### **CONTRIBUTIONS TO CANDIDATES BY OFFICE AND PARTY:**

These ten columns represent contributions (donations of money or in-kind contributions of services, goods, or property) to candidates from the listed political committee. The first three columns represent contributions to Congressional (Senate and House) candidates by Incumbent/Challenger-Other/Open-Seat status. The next six columns identify Senate and House contributions by party. The tenth column is the sum of committee contributions to Senate, House, and Presidential candidates. The amounts are reported on Line 21 of Schedule B. (Note that some of these contributions may have been made to individuals who may not be statutory "candidates" under the 1979 Amendments to the Federal Election Campaign Act, e.g., an individual seeking nomination to Federal office who has not received contributions or made expenditures aggregating in excess of \$5,000.)

### **TOTAL EXPENDITURES ON BEHALF OF CANDIDATES:**

Figures here represent expenditures on behalf of candidates made by a non-party political committee. The disbursements may be for honoraria or election recounts, or for independent expenditures (those made without consultation with the candidates). Line 21 or 27 of Schedule B or Line 22 of Schedule E are the sources for the amounts. (Note that some of these expenditures may have been made on behalf of individuals who may not be statutory "candidates" under the 1979 Amendments



## EXPLANATION OF COLUMNS

to the Federal Election Campaign Act, e.g., an individual seeking nomination to Federal office who has not received contributions or made expenditures aggregating in excess of \$5,000.

### **CORPORATION:**

All non-party political committees which have identified themselves as being connected with a corporate entity are included in this group.

### **LABOR ORGANIZATION:**

This category is composed of all non-party political committees which have indicated a connection with a labor organization.

### **NO CONNECTED ORGANIZATION (NON-44b):**

With the exception of those in the health-related field which are included in the next category, all non-party political committees which have not reported a connected organization are placed in this class.

### **TRADE/MEMBERSHIP/HEALTH:**

This grouping includes non-party political committees which have stated a connection with a trade association or membership organization and political committees in the health-related field.

### **COOPERATIVE:**

Included here are non-party political committees which report that they are connected with a cooperative.

## NON-PARTY POLITICAL COMMITTEES

### **CORPORATION WITHOUT STOCK:**

The reporting of a connection with a corporation without capital stock qualifies a non-party political committee for inclusion in this category.

The identification number which the Federal Election Commission has assigned to a committee (C.....) is listed next to the committee's name. Also given is the ending coverage date of the most recent report containing 1981-82 financial activity information which a committee has filed. If no ending coverage date is printed, it means that for a variety of reasons the committee has not filed a report containing financial activity information.

\* \* \* \* \*

### **TABLE B - SUMMARY INFORMATION ON THE FINANCIAL ACTIVITY AND ASSISTANCE TO CANDIDATES OF ON-PARTY POLITICAL COMMITTEES**

**TOTAL RECPT MINUS TRANS IN AFF** (Total Receipts Minus Transfers In from Affiliated Political Committees):

This column represents the difference between the total receipts of a non-party political committee and the total transfers it has received from affiliated committees. Figures in this column more accurately depict the receipts situation, since total receipts are frequently inflated due to transfers between affiliated committees.

## EXPLANATION OF COLUMNS

**TOTAL DISB MINUS TRANS OUT AFF** (Total Disbursements Minus Transfers Out to Affiliated Political Committees):

This column represents the difference between the total disbursements of a non-party political committee and the total transfers it has made to affiliated committees. Figures in this column more accurately depict the disbursements situation, since total disbursements are frequently inflated due to transfers between affiliated committees.

### **LATEST CASH-ON-HAND:**

These amounts are a political committee's most recently reported 1982 "cash on hand." These balances are taken from Line 8.

### **DEBTS OWED TO:**

This column represents the outstanding debts and obligation owed TO the listed political committee. The amounts are taken from Line 9 of the committee's latest report.

### **DEBTS OWED BY:**

The outstanding debts and obligations owed BY the listed political committee are given in this column. The figures are from Line 10 of the committee's latest report.

### **CONTRIB TO CANDIDATES:**

This column represents contributions (donations of money or in-kind contributions of services, goods or property) to candidates from the listed political committee. The amounts are as

## NON-PARTY POLITICAL COMMITTEES

reported on Line 21 of Schedule B. (Note that some of these contributions may have been made to individuals who may not be statutory "candidates" under the 1979 Amendments to the Federal Election Campaign Act, e.g., an individual seeking nomination to Federal office who has not received contributions or made expenditures aggregating in excess of \$5,000).

### **EXPEND ON BEHALF OF CANDIDATES:**

Figures here represent expenditures on behalf of candidates made by a non-party political committee. The disbursements may be for honoraria or election recounts, or for independent expenditures (those made without consultation with the candidates). Line 21 or 27 of Schedule B or Line 22 of Schedule C are the sources for the amounts. (Note that some of these expenditures may have been made on behalf of individuals who may not be statutory "candidates" under the 1979 Amendments to the Federal Election Campaign Act, e.g., an individual seeking nomination to Federal office who has not received contributions or made expenditures aggregating in excess of \$5,000.)

### **NUMBER OF COMMITTEES:**

The figures in this column show the number of committees in each of the groups.

### **NON-PARTY COMMITTEE GROUPS:**

The meanings of the terms "CORPORATION," etc. have been defined above in TABLE A.

\* \* \* \* \*

## EXPLANATION OF COLUMNS

### TABLE C - CONTRIBUTIONS TO CANDIDATES FROM NON-PARTY POLITICAL COMMITTEES BY CANDIDATES' PARTY:

Within each of the candidates' party columns (Democratic, Republican, Other, Totals) the "number" portion shows the number of instances where a committee in the group (e.g., those connected with a corporate entity) has contributed to a candidate. (Multiple contributions by a committee to the same candidate are summarized and counted as one instance.) The "dollars" segment of the columns gives the total amount contributed to candidates identified with the listed political party. The "percent" portion indicates what proportion of all contributions to candidates made by a non-party group went to candidates affiliated with the listed political party. (Note that some of these contributions may have been made to individuals who may not be statutory "candidates" under the 1979 Amendments to the Federal Election Campaign Act, e.g., an individual seeking nomination to Federal office who has not received contributions or made expenditures aggregating in excess of \$5,000.)

#### COMMIT MAKING CONTRIB:

The information in the first column indicates the number of committees in a group which have made contributions to candidates.

## NON-PARTY POLITICAL COMMITTEES

The figures in the percentage column show what percent of all committees in a group (e.g., all those registered committees connected with corporate entities) have made candidate contributions.

#### NON-PARTY COMMITTEE GROUPS:

The meanings of the terms "CORPORATION," etc. have been defined above in TABLE A.

\* \* \* \* \*

### TABLE D - CONTRIBUTIONS TO CANDIDATES FROM NON-PARTY POLITICAL COMMITTEES BY OFFICE, INCUMBENT / CHALLENGER-OTHER / OPEN-SEAT CANDIDATE STATUS AND PARTY

#### INCUMBENT:

Incumbent candidates are those who have held the Presidential office on or after 1/21/81 or a Congressional office at any time during the 97th Congress.

With respect to the eight special elections in 1981 and 1982 for vacant House seats, contributions to a candidate in such an election appear in the open-seat category. However, post-election contributions to the winner of special election appear in the incumbent column.

#### CHALLENGER - OTHER:

All candidates who are not incumbent or

## EXPLANATION OF COLUMNS

open-seat candidates are included in this category. These candidates may be, for example, 1982 challengers of Congressional incumbents or they may be unsuccessful 1980 candidates or potential 1982 Senatorial aspirants.

### OPEN-SEAT:

Open-seat candidates are those seeking election during 1981 or 1982 to seats where an incumbent did not seek re-election.

### PARTY:

Within each of the candidate's party columns (Democratic, Republican, Other, Subtotal) the "number" segment indicates the number of instances where a committee in the group (e.g., those connected with a corporate entity) has contributed to a candidate with a particular party/candidate status combination. (Multiple contributions by a committee to the same candidate are summarized and counted as one instance. The total dollar amount given to such candidates is shown next and labelled "dollars." The "percent" portion gives the proportion of all contributions to candidates made by a non-party group which went to candidates of a particular party/candidate status combination. (Note that some of these contributions may have been made to individuals who may not be statutory "candidates" under the 1979 Amendments to the Federal Election Campaign Act, e.g., an individual seeking nomination to Federal office who has not received contributions or made expenditures aggregating in excess of \$5,000.)

## NON-PARTY POLITICAL COMMITTEES

### NON-PARTY COMMITTEE GROUPS:

The meanings of the terms "CORPORATION," etc. have been defined above in TABLE A.

\* \* \* \* \*

### TABLE E - CONTRIBUTIONS TO CANDIDATES FROM NON-PARTY POLITICAL COMMITTEES BY CONTRIBUTION AMOUNT

#### CONTRIBUTION AMOUNT:

The "number" portion of the contribution amount column shows the number of instances where a committee in a group (e.g., those connected with a corporate entity) has contributed to a candidate. (Multiple contributions by a committee to the same candidate are summarized and counted as one instance.) The "dollars" portion of the columns gives the total contributed to one or more candidates. The "percent" segment of the column is the proportion which the dollars in a category (e.g., \$1 to \$99) constitute of all contributions made to candidates by a group of political committees. (Note that some of these contributions may have been made to individuals who may not be statutory "candidates" under the 1979 Amendments to the Federal Election Campaign Act, e.g., an individual seeking nomination to Federal office who has not received contributions or made expenditures aggregating in excess of \$5,000.)

## EXPLANATION OF COLUMNS

### COMMITTEES:

The figures given here show the number of committees in a group which have made contributions to candidates.

### NON-PARTY COMMITTEE GROUPS:

The meanings of the terms "CORPORATION," etc. have been defined above in TABLE A.

\* \* \* \* \*

### TABLE F - TOTAL RECEIPTS OF NON-PARTY POLITICAL COMMITTEES BY RECEIPT AMOUNT

#### RECEIPT AMOUNT:

The "number" portion of the total receipts columns shows the number of non-party political committees in a group (e.g., those connected with corporate entities) which have reported total receipts in the dollar range of the particular column (e.g., \$1 - \$9,999). The "dollars" portion of the columns gives the total amount of total receipts of the committees which fall into the particular dollar range. The "percent" segment of the columns is the proportion which the total dollars in a particular dollar range constitute of all total receipts received by all committees in a group.

### NON-PARTY COMMITTEE GROUPS:

The meanings of the terms "CORPORATION," etc. have been defined above in TABLE A.

\* \* \* \* \*

## NON-PARTY POLITICAL COMMITTEES

### TABLE G - CONTRIBUTIONS TO CANDIDATES FROM SEVEN TOTAL RECEIPT CLASSES OF NON-PARTY POLITICAL COMMITTEES BY CONTRIBUTION AMOUNT

#### CONTRIBUTION AMOUNT:

The "number" portion of the contribution amount columns shows the number of instances where a committee in the group which has reported total receipts in a particular dollar range has contributed to a candidate. (Multiple contributions by a committee to the same candidate are summarized and counted as one instance.) The "dollars" portion of the columns gives the total amount contributed to one or more candidates. The "percent" segment of the columns is the proportion which the dollars in a category (e.g., \$1 to \$99) constitute of all contributions made to candidates by political committees in a particular total receipts dollar range. (Note that some of these contributions may have been made to individuals who may not be statutory "candidates" under the 1979 Amendments to the Federal Election Campaign Act, e.g., an individual seeking nomination to Federal office who has not received contributions or made expenditures aggregating in excess of \$5,000.)

#### COMMITTEES:

The figures given here show the number of committees in a particular total receipts dollar range which have made contributions to candidates.

## EXPLANATION OF COLUMNS

### TOTAL RECEIPTS CLASSES:

A political committee is placed in one of the seven total receipts classes based on the sum of its reported total receipts.

\* \* \* \* \*

### TABLE H - LATEST CASH-ON-HAND OF NON-PARTY POLITICAL COMMITTEES BY CASH-ON- HAND AMOUNT

#### CASH-ON-HAND AMOUNT:

The "number" portion of the latest 1982 "cash on hand" columns shows the number of non-party political committees in a group (e.g., those connected with corporate entities) which have reported latest 1982 "cash on hand" in the dollar range of the particular column (e.g., \$1 - \$999). The "dollars" portion of the columns gives the total amount of latest 1982 "cash on hand" of the committees which fall into the particular dollar range. The "percent" segment of the columns is the proportion which the total dollars in a particular dollar range constitute of all the latest 1982 "cash on hand" reported by all committees in a group.

#### NON-PARTY COMMITTEE GROUPS:

The meanings of the terms "CORPORATION," etc. have been defined above in TABLE A.

\* \* \* \* \*

### TABLE I - CONTRIBUTIONS TO CANDIDATES

## NON-PARTY POLITICAL COMMITTEES

### FROM SEVEN LATEST CASH-ON-HAND CLASSES OF NON-PARTY POLITICAL COMMITTEES BY CONTRIBUTIONS AMOUNT

#### CONTRIBUTION AMOUNT:

The "number" portion of the contribution amount columns shows the number of instances where a committee in a group which has reported latest 1982 "cash on hand" in a particular dollar range has contributed to a candidate. (Multiple contributions by a committee to the same candidate are summarized and counted as one instance.) The "dollar" portion of the columns gives the total amount contributed to one or more candidates. The "percent" segment of the columns is the proportion which the dollars in a category (e.g., \$1 - \$99) constitute of all contributions made to candidates by political committees in a particular latest 1982 "cash on hand" dollar range. (Note that some of these contributions may have been made to individuals who may not be statutory "candidates" under the 1979 Amendments to the Federal Election Campaign Act, e.g., an individual seeking nomination to Federal office who has not received contributions or made expenditures aggregating in excess of \$5,000.)

#### COMMITTEES:

The figures given here show the number of committees in a particular latest 1982 "cash on hand" dollar range which have made contributions to candidates.

## EXPLANATION OF COLUMNS

### LATEST CASH-ON-HAND CLASSES:

A political committee is placed in one of the seven latest 1982 "cash on hand" classes based on its latest reported 1982 "cash on hand."

\* \* \* \* \*

### TABLE J - EXPENDITURES ON BEHALF OF CANDIDATES FROM NON-PARTY POLITICAL COMMITTEES BY CANDIDATES' PARTY

#### CANDIDATES' PARTY:

Within each of the candidates' party columns (Democratic, Republican, Other, Totals) the "number" portion shows the number of instances where a committee in a group (e.g., those connected with a corporate entity) has made expenditures on behalf of a candidates, including disbursements for honoraria or election recounts as well as independent expenditures. (Multiple expenditure on behalf of the same candidate by a committee are summarized and counted as one instance.) The "dollars" segment of the columns gives the total amount expended on behalf of the candidates identified with the listed political party. The "percent" portion indicates what proportion of all expenditures on behalf of candidates affiliated with the listed political party. (Note that some of these expenditures may have been made on behalf of individuals who may not be statutory "candidates" under the 1979 Amendments to the Federal Election Campaign Act, e.g., an individual seeking

## NON-PARTY POLITICAL COMMITTEES

nomination to Federal office who has not received contributions or made expenditures aggregating in excess of \$5,000.)

### COMMIT MAKING EXPEND:

The information in the first column indicates the number of committees in a group which have made expenditures on behalf of candidates. The figures in the percentage column show what percent of all committees in a group (e.g., all those registered committees connected with corporate entities) have made expenditures on behalf of candidates.

### NON-PARTY COMMITTEE GROUPS:

The meanings of the terms "CORPORATION," etc. have been defined above in TABLE A.

\* \* \* \* \*

### TABLE K - EXPENDITURES ON BEHALF OF CANDIDATES FROM NON-PARTY POLITICAL COMMITTEES BY OFFICE, INCUMBENT / CHALLENGER-OTHER / OPEN-SEAT CANDIDATE STATUS AND PARTY

#### INCUMBENT:

Incumbent candidates are those who have held the Presidential office on or after 1/21/81 or a Congressional office at any time during the 97th Congress.

With respect to the eight special elections in 1981 and 1982 for vacant House seats, contributions

## EXPLANATION OF COLUMNS

to a candidate in such an election appear in the open-seat category.

However, post-election contributions to the winner of a special election appear in the incumbent column.

### CHALLENGER-OTHER:

All candidates who are not incumbent or open-seat candidates are included in this category. These candidates may be, for example, 1982 challengers of Congressional incumbents or they may be unsuccessful 1980 candidates or potential 1984 Senatorial aspirants.

### OPEN-SEAT:

Open-seat candidates are those seeking election during 1981 or 1982 to a seat where an incumbent did not seek re-election.

### PARTY:

Within each of the candidates' party columns (Democratic, Republican, Other, Subtotal) the "number" segment indicates the number of instances where a committee in the group (e.g., those connected with a corporate entity) has made expenditures on behalf of a candidate with a particular party/candidate status, including disbursements for honoraria or election recounts as well as independent expenditures. (Multiple expenditures on behalf of the same candidate by a committee are summarized and counted as one instance.) The total dollar amount expended on behalf of such candidates is shown next and labelled

## NON-PARTY POLITICAL COMMITTEES

"dollars." The "percent" portion gives the proportion of all expenditures on behalf of candidates made by a non-party group which were made for candidates of a particular party/candidate status. (Note that some of these expenditures may have been made on behalf of individuals who may not be statutory "candidates" under the 1979 Amendments to the Federal Election Campaign Act, e.g., an individual seeking nomination to Federal office who has not received contributions or made expenditures aggregating in excess of \$5,000.)

### NON-PARTY COMMITTEE GROUPS:

The meanings of the terms "CORPORATION," etc. have been defined above in TABLE A.

\* \* \* \* \*

### TABLE L - INDEPENDENT EXPENDITURES AGAINST CANDIDATES BY NON-PARTY POLITICAL COMMITTEES BY CANDIDATES' PARTY

### CANDIDATES' PARTY:

Within each of the candidates' party columns (Democratic, Republican, Other, Totals) the "number" portion shows the number of instances where a committee in the group (e.g., those connected with a corporate entity) has made independent expenditures against candidates. (Multiple expenditures against the same candidate by a committee are summarized and counted as one instance.) The "dollars" segment of the columns



## EXPLANATION OF COLUMNS

gives the total amount expended against the candidates identified with the listed political party. The "percent" portion indicates what proportion of all independent expenditures against candidates made by a non-party group were made against candidates affiliated with the listed political party. (Note that some of these expenditures may have been made against individuals who may not be statutory "candidates" under the 1979 Amendments to the Federal Election Campaign Act, e.g., an individual seeking nomination to Federal office who has not received contributions or made expenditures aggregating in excess of \$5,000.)

### COMMIT MAKING EXPEND:

The information in the first column indicates the number of committees in a group which have made expenditures against candidates. The figures in the percentage column show what percent of all committees in a group (e.g., all those registered committees connected with corporate entities) have made independent expenditures against candidates.

### NON-PARTY COMMITTEE GROUPS:

The meanings of the terms "CORPORATION," etc. have been defined above in TABLE A.

\* \* \* \* \*

## NON-PARTY POLITICAL COMMITTEES

### TABLE M - INDEPENDENT EXPENDITURES AGAINST CANDIDATES BY NON-PARTY POLITICAL COMMITTEES BY OFFICE, INCUMBENT / CHALLENGER-OTHER / PARTY

#### INCUMBENT:

Incumbent candidates are those who have held the Presidential office on or after 1/21/81 or a Congressional office at any time during the 97th Congress.

With respect to the eight special elections in 1981 and 1982 for vacant House seats, expenditures against a candidate in such an election appear in the open-seat category. However, post-election expenditures against the winner of a special election appear in the incumbent column.

#### CHALLENGER-OTHER:

All candidates who are not incumbent or open-seat candidates are included in this category. These candidates may be, for example, 1982 challengers of Congressional incumbents or they may be unsuccessful 1980 candidates or potential 1984 Senatorial aspirants.

#### OPEN-SEAT:

Open-seat candidates are those seeking election during 1981 or 1982 to seats where an incumbent did not seek re-election.

## EXPLANATION OF COLUMNS

## NON-PARTY POLITICAL COMMITTEES

### **PARTY:**

Within each of the candidates' party columns (Democratic, Republican, Other, Subtotal), the "number" segment indicates the number of instances where a committee in the group (e.g., those connected with a corporate entity) has made expenditures against a candidate with a particular party/candidate status. (Multiple expenditures against the same candidate by a committee are summarized and counted as one instance.) The total dollar amount expended against such candidates is shown next and labelled "dollars." The "percent" portion gives the proportion of all independent expenditures against candidates made by a non-party group which were made against candidates of a particular party/candidate status. (Note that some of these expenditures may have been made against individuals who may not be statutory "candidates" under the 1979 Amendments to the Federal Election Campaign Act, e.g., an individual seeking nomination to Federal office who has not received contributions or made expenditures aggregating in excess of \$5,000.)

### **NON-PARTY COMMITTEE GROUPS:**

The meanings of the terms "CORPORATION," etc. have been defined above in TABLE A.


\* \* \* \* \*



IV

GRAPHS AND TABLES: SELECTED FINANCIAL ACTIVITY AND ASSISTANCE  
TO CANDIDATES, DEMOCRATIC AND REPUBLICAN NATIONAL,  
PRESIDENTIAL CONVENTION, STATE AND LOCAL  
POLITICAL COMMITTEES

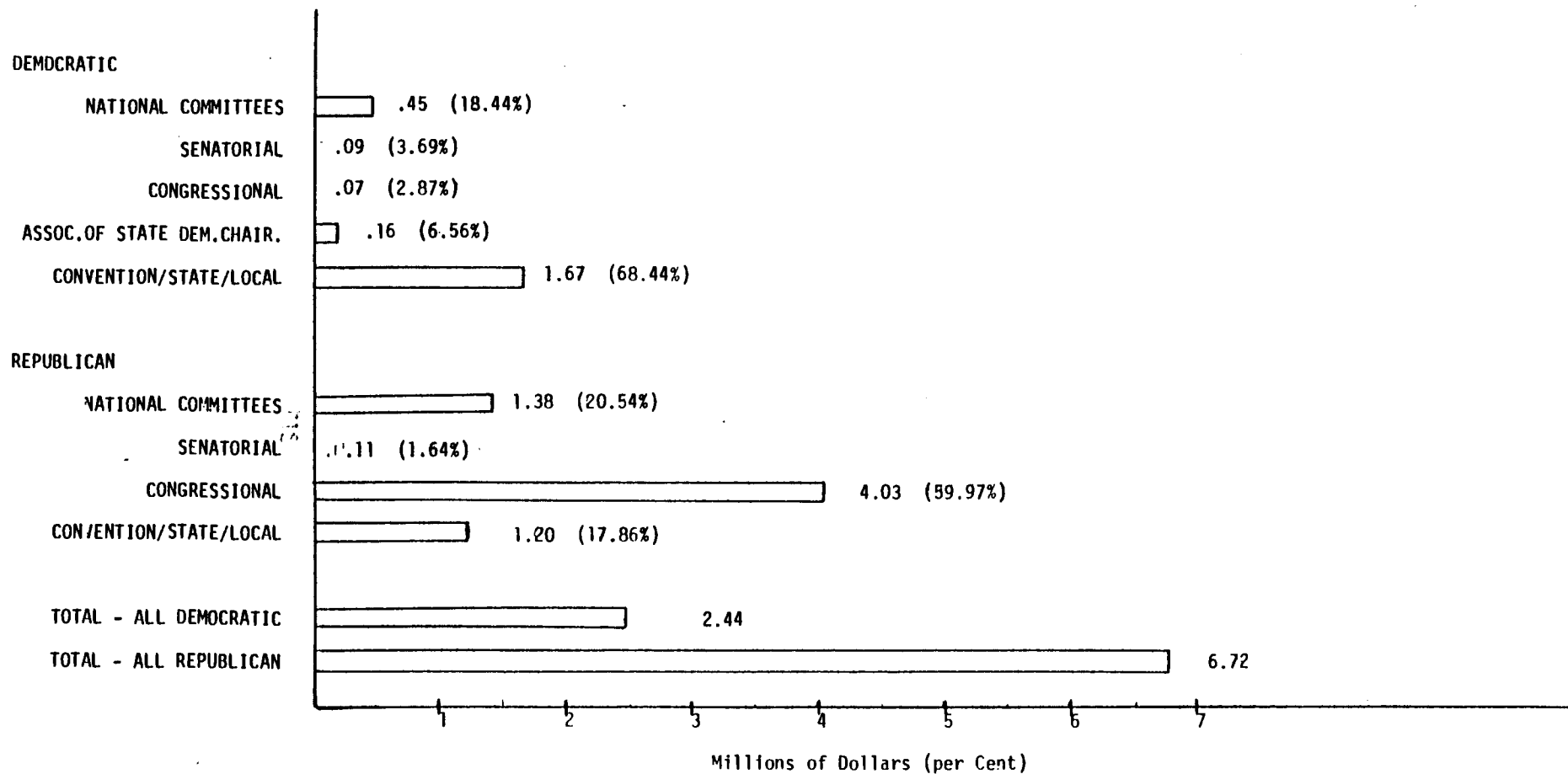
91  
12



1981-82 TOTAL RECEIPTS OF CATEGORIES OF DEMOCRATIC AND REPUBLICAN POLITICAL COMMITTEES MINUS TRANSFERS IN FROM SAME-CATEGORY NATIONAL COMMITTEES OR INTRA-STATE AND LOCAL COMMITTEES THROUGH DECEMBER 31, 1982\*

\*For a more detailed description of the completeness of the information entered into the computer system, see I - DESCRIPTION OF REPORT, p. vii.



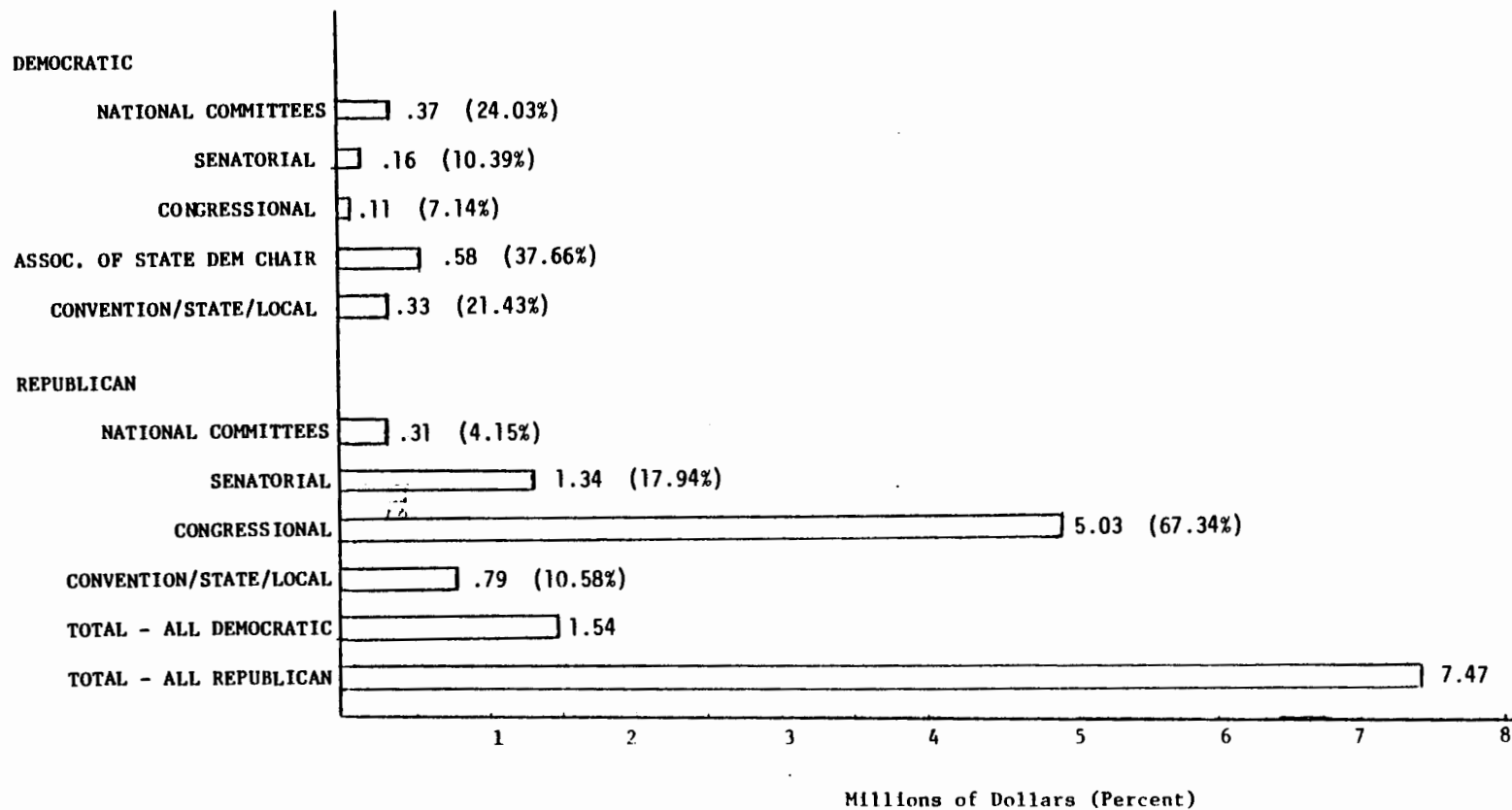


CASH ON HAND 1/1/81\* REPORTED BY CATEGORIES OF DEMOCRATIC AND REPUBLICAN POLITICAL COMMITTEES

\* or Initial 81 Cash on Hand if a Committee Registered Subsequent to 1/1/81.

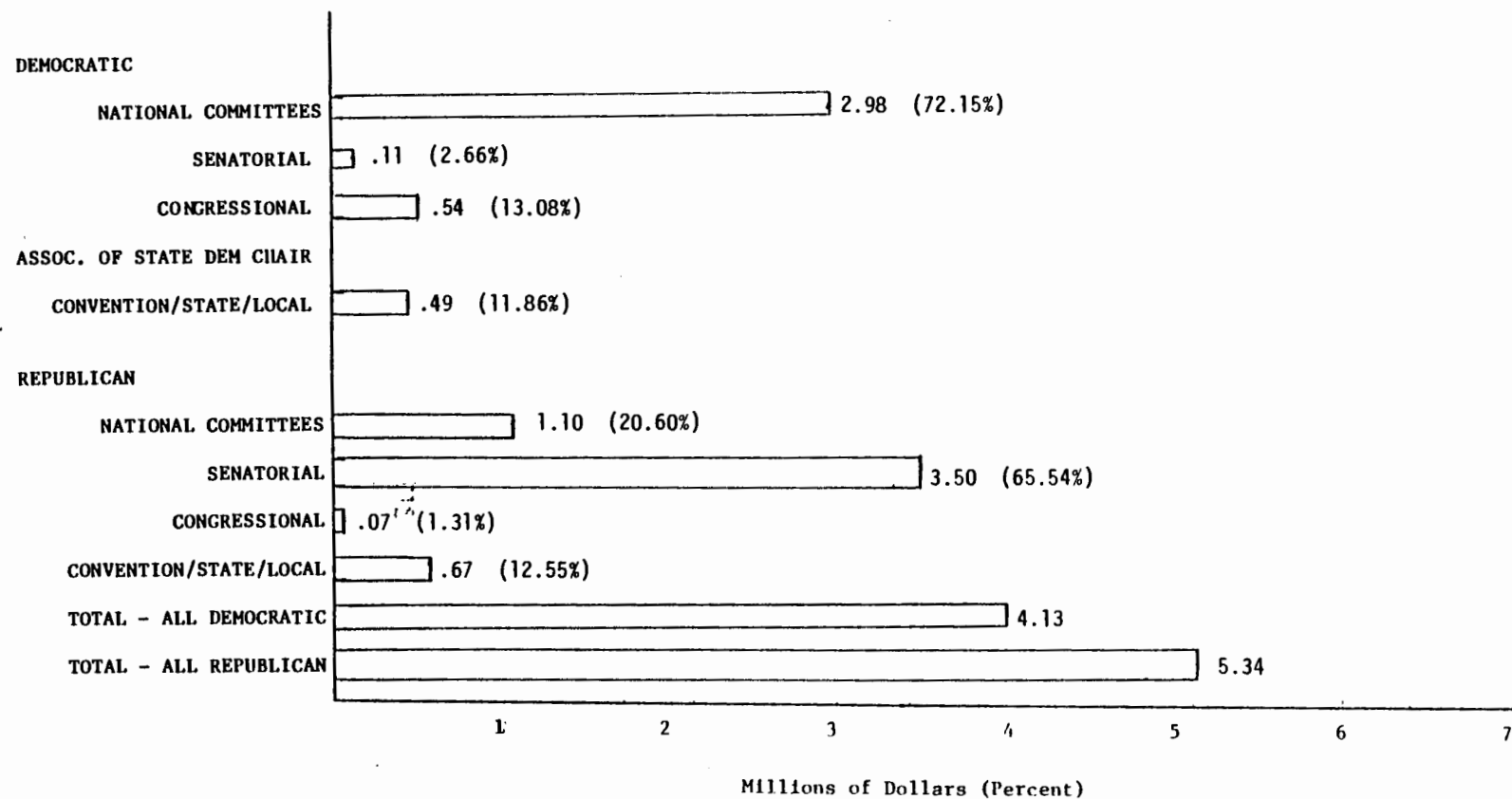


91  
100



LATEST CASH ON HAND REPORTED BY CATEGORIES OF DEMOCRATIC AND REPUBLICAN POLITICAL COMMITTEES

91  
11



LATEST REPORTED DEBTS OWED BY CATEGORIES OF DEMOCRATIC AND REPUBLICAN POLITICAL COMMITTEES

VI  
E

DEMOCRATIC

NATIONAL COMMITTEES .12 (5.3%) (62.5%) (32.1%)  
 SENATORIAL .53 (56.1%) (34.0%) (9.9%)  
 CONGRESSIONAL .56 (46.5%) (34.3%) (19.1%)

ASSOC. OF STATE DEM CHAIR

CONVENTION/STATE/LOCAL .55 (29.6%) (55.2%) (15.2%)

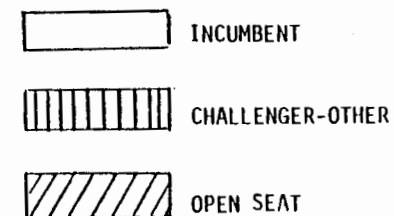
REPUBLICAN

NATIONAL COMMITTEES 1.70 (34.0%) (39.0%) (27.0%)  
 SENATORIAL .56 (38.2%) (52.8%) (9.0%)  
 CONGRESSIONAL 2.55 (56.5%) (24.6%) (18.9%)

CONVENTION/STATE/LOCAL .81 (37.2%) (41.8%) (21.1%)

TOTAL - ALL DEMOCRATIC 1.76 (41.3%) (42.7%) (16.1%)

TOTAL - ALL REPUBLICAN 5.63 (45.1%) (34.2%) (20.7%)



1981-1982 CONTRIBUTIONS TO CANDIDATES REPORTED BY CATEGORIES  
 OF MAJOR PARTY COMMITTEES BY INCUMBENT/CHALLENGER-OTHER/OPEN-SEAT CANDIDATE STATUS

TABLE A

SELECTED FINANCIAL ACTIVITY OF POLITICAL COMMITTEES  
AND THEIR ASSISTANCE TO CANDIDATES BY OFFICE AND PARTY

## NATIONAL DEMOCRATIC

1) C00079749 DEMOCRATIC NATIONAL COMMITTEE - TRAVEL ESCROW ACCOUNT	11/22/82
2) C00071910 DEMOCRATS ABROAD (BELGIUM)	12/31/81
3) C00074443 DEMOCRATS ABROAD (FRANCE)	
4) C00010603 DNC SERVICES CORPORATION/DEMOCRATIC NATIONAL COMMITTEE	12/31/82
** SUB TOTAL	
5) C00042366 DEMOCRATIC SENATORIAL CAMPAIGN COMMITTEE	12/31/82
6) C00139485 U S SENATE DEMOCRATIC LEADERSHIP CIRCLE	12/31/82
** SUB TOTAL	
7) C00000935 DEMOCRATIC CONGRESSIONAL CAMPAIGN COMMITTEE INC	12/31/82
** SUB TOTAL	
8) C00073791 ASSOCIATION OF STATE DEMOCRATIC CHAIRPERSONS (DOLLARS FOR DEMOCRATS-CONSOLIDATED REP	12/31/82
** SUB TOTAL	
GRAND TOTAL	

# R E C E I P T S

LINE NUMBER	TOTAL RECEIPTS	TRANS IN PARTY SAME CAT	TOTAL MINUS TI SC	TRANS IN PARTY OTHER	CORPOR -ATION	LABOR	NON- CONNECT	TRADE MEMBER HEALTH	COOPER ATIVE	CORP. W/O STOCK	TOTAL NON- PARTY CONTRIB	IN-KIND CONTRIB REG COM	\$500 & UP CONTRIB
1)	0	0	0	0	0	0	0	0	0	0	0	0	0
2)	21015	0	21015	0	0	0	0	0	0	0	0	0	0
3)	0	0	0	0	0	0	0	0	0	0	0	0	0
4)	16445014	0	16445014	115823	146069	528211	90900	188338	60800	11800	1026118	0	2760486
**	16466029	0	16466029	115823	146069	528211	90900	188338	60800	11800	1026118	0	2760486
5)	4835226	2652516	2182710	642150	35600	57400	35428	82850	2500	0	213778	945	160750
6)	3439544	0	3439544	0	66440	474200	92000	84850	10500	25500	753490	0	2389234
**	8274770	2652516	5622254	642150	102040	531600	127428	167700	13000	25500	967268	945	2549984
7)	6525419	0	6525419	818789	103467	316755	106950	168900	49850	56250	802172	2580	1005966
**	6525419	0	6525419	818789	103467	316755	106950	168900	49850	56250	802172	2580	1005966
8)	3065988	0	3065988	0	0	0	0	0	0	0	0	0	0
**	3065988	0	3065988	0	0	0	0	0	0	0	0	0	0
	34332206	2652516	31679690	1576762	351576	376566	325278	524938	123650	93550	2795558	3525	6316436



TABLE A  
-----

SELECTED FINANCIAL ACTIVITY OF POLITICAL COMMITTEES  
AND THEIR ASSISTANCE TO CANDIDATES BY OFFICE AND PARTY

NATIONAL DEMOCRATIC

1) C00079749 DEMOCRATIC NATIONAL COMMITTEE - TRAVEL ESCROW ACCOUNT	11/22/82
2) C00071910 DEMOCRATS ABROAD (BELGIUM)	12/31/81
3) C00074443 DEMOCRATS ABROAD (FRANCE)	
4) C00010603 DNC SERVICES CORPORATION/DEMOCRATIC NATIONAL COMMITTEE	12/31/82
** SUB TOTAL	
5) C00042366 DEMOCRATIC SENATORIAL CAMPAIGN COMMITTEE	12/31/82
6) C00139485 U S SENATE DEMOCRATIC LEADERSHIP CIRCLE	12/31/82
** SUB TOTAL	
7) C00000935 DEMOCRATIC CONGRESSIONAL CAMPAIGN COMMITTEE INC	12/31/82
** SUB TOTAL	
8) C00073791 ASSOCIATION OF STATE DEMOCRATIC CHAIRPERSONS (DOLLARS FOR DEMOCRATS-CONSOLIDATED REP	12/31/82
** SUB TOTAL	
GRAND TOTAL	

# DISBURSEMENTS

						CASH - ON - HAND AND DEBTS				
LINE NUMBER	TOTAL DISBURSE MENTS	TRANS OUT PARTY SAME CAT	TOTAL MINUS TO SC	TRANS OUT PARTY OTHER	TOTAL NON-PARTY CONTRIB	CONTRIB REFUNDS	LATEST CASH-ON- HAND	1/1/81 CASH-ON- HAND	DEBTS OWED TO	DEBTS OWED BY
1)	0	0	0	0	0	0	7133	7133	614	4153
2)	49278	0	49278	738	0	0	0	34445	0	0
3)	0	0	0	0	0	0	0	0	0	0
4)	16498323	0	16498323	48878	0	10850	357836	411143	0	2981022
**	16547601	0	16547601	49616	0	10850	364969	452721	614	2985175
5)	4901745	7949	4893796	82553	0	0	23856	90656	0	112838
6)	3307427	2632871	674556	335	0	12500	132117	0	0	0
**	8209172	2640820	5568352	82888	0	12500	155973	90656	0	112838
7)	6481665	19962	6461703	20000	0	50	114966	71213	0	544354
**	6481665	19962	6461703	20000	0	50	114966	71213	0	544354
8)	2644847	0	2644847	1326518	0	0	580499	159359	0	0
**	2644847	0	2644847	1326518	0	0	580499	159359	0	0
	33883285	2660782	31222503	1479022	0	23400	1216407	773949	614	3642367

TABLE A  
-----

SELECTED FINANCIAL ACTIVITY OF POLITICAL COMMITTEES  
AND THEIR ASSISTANCE TO CANDIDATES BY OFFICE AND PARTY

NATIONAL DEMOCRATIC

1) C00079749 DEMOCRATIC NATIONAL COMMITTEE - TRAVEL ESCROW ACCOUNT	11/22/82
2) C00071910 DEMOCRATS ABROAD (BELGIUM)	12/31/81
3) C00074443 DEMOCRATS ABROAD (FRANCE)	
4) C00010603 DNC SERVICES CORPORATION/DEMOCRATIC NATIONAL COMMITTEE	12/31/82
** SUB TOTAL	
5) C00042366 DEMOCRATIC SENATORIAL CAMPAIGN COMMITTEE	12/31/82
6) C00139485 U S SENATE DEMOCRATIC LEADERSHIP CIRCLE	12/31/82
** SUB TOTAL	
7) C00000935 DEMOCRATIC CONGRESSIONAL CAMPAIGN COMMITTEE INC	12/31/82
** SUB TOTAL	
8) C00073791 ASSOCIATION OF STATE DEMOCRATIC CHAIRPERSONS (DOLLARS FOR DEMOCRATS-CONSOLIDATED REP	12/31/82
** SUB TOTAL	
GRAND TOTAL	

TOTAL CONTRIBUTIONS TO AND EXPENDITURES ON BEHALF OF ALL CANDIDATES (CONTRIB. TO SEN/HSE BY INCUM/OTH STATUS, BY OFFICE AND PARTY)

LINE NUMBER	INC	SEN/HSE CHAL- OTH	OPEN	DEM	SENATE REP	OTHER	DEM	HOUSE REP	OTHER	TOT. CONTR NUM TO P/S/H CAN CANDID.	TOT. EXPEN ON P/S/H CANDID.	
1)	0	0	0	0	0	0	0	0	0	0	0	
2)	0	0	0	0	0	0	0	0	0	0	0	
3)	0	0	0	0	0	0	0	0	0	0	0	
4)	6650	36498	40050	0	0	0	83198	0	0	97	124574	144742
**	6650	36498	40050	0	0	0	83198	0	0		124574	144742
5)	270000	180000	52500	502500	0	0	0	0	0	30	502500	1877245
6)	27500	0	0	27500	0	0	0	0	0	2	27500	0
**	297500	180000	52500	530000	0	0	0	0	0		530000	1877245
7)	262072	193361	107672	25	0	0	563080	0	0	220	563105	197936
**	262072	193361	107672	25	0	0	563080	0	0		563105	197936
8)	0	0	0	0	0	0	0	0	0		0	0
**	0	0	0	0	0	0	0	0	0		0	0
	566222	409859	200222	530025	0	0	646278	0	0		1217679	2219923

TABLE A

SELECTED FINANCIAL ACTIVITY OF POLITICAL COMMITTEES  
AND THEIR ASSISTANCE TO CANDIDATES BY OFFICE AND PARTY

## NATIONAL REPUBLICAN

1) C00075747 COLLEGE REPUBLICAN NATIONAL COMMITTEE	8/30/81
2) C00041822 NATIONAL BLACK REPUBLICAN COUNCIL	
3) C00003079 NATIONAL REPUBLICAN HERITAGE GROUPS (NATIONALITIES) COUNCIL	8/30/81
4) C00003378 REPUBLICAN NATIONAL COMMITTEE - CONTRIBUTIONS (AKA REPUBLICAN NATIONAL FINANCE COMMI	12/31/82
5) C00003418 REPUBLICAN NATIONAL COMMITTEE - EXPENDITURES (AKA REPUBLICAN NATIONAL COMMITTEE)	12/31/82
6) C00021071 REPUBLICAN NATIONAL HISPANIC ASSEMBLY	8/30/81
7) C00060048 YOUNG REPUBLICAN NATIONAL FEDERATION	12/31/82
** SUB TOTAL	
8) C00091009 NATIONAL REPUBLICAN SENATORIAL COMMITTEE - CONTRIBUTIONS *	12/31/82
9) C00027468 NATIONAL REPUBLICAN SENATORIAL COMMITTEE - EXPENDITURES *	12/31/82
** SUB TOTAL	
10) C00002931 NATIONAL REPUBLICAN CONGRESSIONAL COMMITTEE - CONTRIBUTIONS *	12/31/82
11) C00075820 NATIONAL REPUBLICAN CONGRESSIONAL COMMITTEE - EXPENDITURES*	12/31/82
** SUB TOTAL	
GRAND TOTAL	

# R E C E I P T S

LINE NUMBER	TOTAL RECEIPTS	TRANS IN PARTY SAME CAT	TOTAL MINUS TI SC	TRANS IN PARTY OTHER	CORPOR -ATION	LABOR	NON- CONNECT	TRADE MEMBER HEALTH	COOPER ATIVE	CORP. W/O STOCK	TOTAL NON- PARTY CONTRIB	IN-KIND CONTRIB REG COM	\$500 & UP CONTRIB
1)	117857	71788	46069	170	0	0	0	0	0	0	0	0	1020
2)	0	0	0	0	0	0	0	0	0	0	0	0	0
3)	110082	34518	75564	0	225	0	0	100	0	0	325	0	0
4)	74921683	250	74921433	1320	116192	400	13850	170930	65200	40000	406572	0	10871415
5)	83992465	75381951	8610514	200000	0	0	0	0	0	0	0	3193	0
6)	43708	39625	4083	0	0	0	0	0	0	0	0	0	0
7)	585304	102686	482618	250	0	0	1150	500	0	0	1650	0	21100
**	159771099	75630818	84140281	201740	116417	400	15000	171530	65200	40000	408547	3193	10893535
8)	47603994	40865	47563129	2393593	244150	35250	17500	144868	40000	4000	485768	1368	10136758
9)	47909902	46593677	1316225	0	0	0	0	0	0	0	0	0	0
**	95513896	46634542	48879354	2393593	244150	35250	17500	144868	40000	4000	485768	1368	10136758
10)	57405394	0	57405394	2393500	30781	5000	7750	88556	25000	3350	160437	3193	6048889
11)	56568578	55932000	636578	10000	0	0	0	0	0	0	0	11	0
**	113973972	55932000	58041972	2403500	30781	5000	7750	88556	25000	3350	160437	3204	6048889
	369258967	178197360	191061607	4998833	391348	40650	40250	404954	130200	47350	1054752	7765	27079182

TABLE A  
-----

SELECTED FINANCIAL ACTIVITY OF POLITICAL COMMITTEES  
AND THEIR ASSISTANCE TO CANDIDATES BY OFFICE AND PARTY

NATIONAL REPUBLICAN

1) C00075747 COLLEGE REPUBLICAN NATIONAL COMMITTEE	6/30/81
2) C00041822 NATIONAL BLACK REPUBLICAN COUNCIL	
3) C00003079 NATIONAL REPUBLICAN HERITAGE GROUPS (NATIONALITIES) COUNCIL	6/30/81
4) C00003376 REPUBLICAN NATIONAL COMMITTEE - CONTRIBUTIONS (AKA REPUBLICAN NATIONAL FINANCE COMMI	12/31/82
5) C00003418 REPUBLICAN NATIONAL COMMITTEE - EXPENDITURES (AKA REPUBLICAN NATIONAL COMMITTEE)	12/31/82
6) C00021071 REPUBLICAN NATIONAL HISPANIC ASSEMBLY	6/30/81
7) C00060046 YOUNG REPUBLICAN NATIONAL FEDERATION	12/31/82
** SUB TOTAL	
8) C00091009 NATIONAL REPUBLICAN SENATORIAL COMMITTEE - CONTRIBUTIONS *	12/31/82
9) C00027466 NATIONAL REPUBLICAN SENATDRIAL COMMITTEE - EXPENOITURES *	12/31/82
** SUB TOTAL	
10) C00002931 NATIONAL REPUBLICAN CDNGRESSIONAL COMMITTEE - CONTRIBUTIONS *	12/31/82
11) C00075820 NATIONAL REPUBLICAN CONGRESSIONAL COMMITTEE - EXPENDITURES*	12/31/82
** SUB TOTAL	
GRAND TOTAL	

# DISBURSEMENTS

CASH - ON - HAND AND DEBTS

LINE NUMBER	TOTAL DISBURSE MENTS	TRANS DUT PARTY SAME CAT	TOTAL MINUS TD SC	TRANS OUT PARTY OTHER	TOTAL NON-PARTY CONTRIB	CONTRIB REFUNDS	LATEST CASH-ON- HAND	1/1/81 CASH-ON- HAND	DEBTS OWED TO	DEBTS OWED BY
1)	101717	0	101717	0	0	0	0	9033	0	0
2)	0	0	0	0	0	0	0	0	0	0
3)	97694	0	97694	0	0	0	0	22424	0	0
4)	75547930	75388261	159669	666	0	101147	211257	837952	0	0
5)	84397435	248016	84149419	145950	0	0	97521	502494	36043	1000000
6)	40492	0	40492	0	0	0	0	9797	0	0
7)	567628	3367	564261	0	1250	1120	-1411	310	25000	102909
**	160752896	75639644	85113252	146616	1250	102267	307367	1382010	61043	1102909
8)	46694076	46568224	125852	0	0	36355	1098763	188847	0	0
9)	47596116	41115	47555001	84573	5000	11495	242243	-71540	2014	3495798
**	94290192	46609339	47680853	84573	5000	47850	1341006	117307	2014	3495798
10)	56020011	55932000	88011	0	0	27500	4998032	3609423	0	0
11)	56953290	0	56953290	2168655	0	18896	36693	421582	0	69633
**	112973301	55932000	57041301	2168655	0	46396	5034725	4031005	0	69633
	368016389	178180983	189835406	2399844	6250	196513	6683098	5530322	63057	4668340



TABLE A  
-----

SELECTED FINANCIAL ACTIVITY OF POLITICAL COMMITTEES  
AND THEIR ASSISTANCE TO CANDIDATES BY OFFICE AND PARTY

NATIONAL REPUBLICAN

1) C00075747 COLLEGE REPUBLICAN NATIONAL COMMITTEE	6/30/81
2) C00041822 NATIONAL BLACK REPUBLICAN COUNCIL	
3) C00003079 NATIONAL REPUBLICAN HERITAGE GROUPS (NATIONALITIES) COUNCIL	6/30/81
4) C00003378 REPUBLICAN NATIONAL COMMITTEE - CONTRIBUTIONS (AKA REPUBLICAN NATIONAL FINANCE COMMI	12/31/82
5) C00003418 REPUBLICAN NATIONAL COMMITTEE - EXPENDITURES (AKA REPUBLICAN NATIONAL COMMITTEE)	12/31/82
6) C00021071 REPUBLICAN NATIONAL HISPANIC ASSEMBLY	6/30/81
7) C00060046 YOUNG REPUBLICAN NATIONAL FEDERATION	12/31/82
** SUB TOTAL	
8) C00091009 NATIONAL REPUBLICAN SENATORIAL COMMITTEE - CONTRIBUTIONS *	12/31/82
9) C00027466 NATIONAL REPUBLICAN SENATORIAL COMMITTEE - EXPENDITURES *	12/31/82
** SUB TOTAL	
10) C00002931 NATIONAL REPUBLICAN CONGRESSIONAL COMMITTEE - CONTRIBUTIONS *	12/31/82
11) C00075820 NATIONAL REPUBLICAN CONGRESSIONAL COMMITTEE - EXPENDITURES*	12/31/82
** SUB TOTAL	
GRAND TOTAL	

TOTAL CONTRIBUTIONS TO AND EXPENDITURES ON BEHALF OF ALL CANDIDATES (CONTRIB. TO SEN/HSE BY INCUM/OTH STATUS, BY OFFICE AND PARTY)

LINE NUMBER	INC	SEN/HSE CHAL- OTH	OPEN	DEM	SENATE REP	OTHER	DEM	HOUSE REP	OTHER	TOT. CONTR NUM TO P/S/H CAN CANDID.	TOT. EXPEN ON P/S/H CANDID.
1)	0	0	0	0	0	0	0	0	0	0	0
2)	0	0	0	0	0	0	0	0	0	0	0
3)	0	0	0	0	0	0	0	0	0	0	0
4)	0	0	0	0	0	0	0	0	0	0	0
5)	577816	663278	458984	0	4500	0	0	1695578	0	233 1700078	232964
6)	0	0	0	0	0	0	0	0	0	0	0
7)	100	0	0	0	0	0	0	100	0	1 100	0
**	577916	663278	458984	0	4500	0	0	1695678	0	1700178	232964
8)	-2000	-1788	0	0	-3788	0	0	0	0	2 -3788	0
9)	215260	296832	50023	0	562115	0	0	0	0	74 562115	8707537
**	213260	295044	50023	0	558327	0	0	0	0	558327	8707537
10)	0	0	0	0	0	0	0	0	0	0	0
11)	1444419	628377	482128	0	2185	0	0	2552739	0	399 2554924	4943249
**	1444419	628377	482128	0	2185	0	0	2552739	0	2554924	4943249
	2235595	1586699	991135	0	565012	0	0	4248417	0	4813429	13883750

TABLE B

SELECTED FINANCIAL ACTIVITY OF POLITICAL COMMITTEES  
AND THEIR ASSISTANCE TO CANDIDATES BY OFFICE AND PARTY

PRESIDENTIAL CONVENTIONS DEMOCRATIC

1) C00112219 1980 DEMOCRATIC NATIONAL CONVENTION COMMITTEE INC

2) C00114355 CITIZENS COMMITTEE FOR THE DEMOCRATIC NATIONAL CONVENTION INC

\*\*

TOTAL

PRESIDENTIAL CONVENTIONS REPUBLICAN

3) C00101345 ARRANGEMENTS COMMITTEE OF THE REPUB. NAT'L. COMM. FOR THE 1980 REPUB. NAT'L. CONVENTION

4) C00046516 ARRANGEMENTS COMMITTEE-REPUBLICAN NATIONAL CONVENTION (1972)

5) C00068684 MISSOURI REPUBLICAN HOST COMMITTEE, INC.

\*\*

TOTAL

# R E C E I P T S

LINE NUMBER	TOTAL RECEIPTS	TRANS IN PARTY SAME CAT	TOTAL MINUS TI SC	TRANS IN PARTY OTHER	CORPOR -ATION	LABOR	NON- CONNECT	TRADE MEMBER HEALTH	COOPER ATIVE	CORP. W/O STOCK	TOTAL NON- PARTY CONTRIB	IN-KIND CONTRIB REG COM	\$500 & UP CONTRIB
1)	9796	0	9796	0	0	0	0	0	0	0	0	0	0
2)	10239	0	10239	0	0	0	0	0	0	0	0	0	0
**	20035	0	20035	0	0	0	0	0	0	0	0	0	0
3)	2227	0	2227	0	0	0	0	0	0	0	0	0	0
4)	446	0	446	0	0	0	0	0	0	0	0	0	0
5)	294	0	294	0	0	0	0	0	0	0	0	0	0
**	2967	0	2967	0	0	0	0	0	0	0	0	0	0

TABLE B  
-----

SELECTED FINANCIAL ACTIVITY OF POLITICAL COMMITTEES  
AND THEIR ASSISTANCE TO CANDIDATES BY OFFICE AND PARTY

PRESIDENTIAL CONVENTIONS DEMOCRATIC

1) COO112219 1980 DEMOCRATIC NATIONAL CONVENTION COMMITTEE INC

2) COO114355 CITIZENS COMMITTEE FOR THE DEMOCRATIC NATIONAL CONVENTION INC

\*\*

TOTAL

PRESIDENTIAL CONVENTIONS REPUBLICAN

3) COO101345 ARRANGEMENTS COMMITTEE OF THE REPUB. NAT'L. COMM. FOR THE 1980 REPUB. NAT'L. CONVENTIO

4) COO046516 ARRANGEMENTS COMMITTEE-REPUBLICAN NATIONAL CONVENTION (1972)

5) COO068684 MISSOURI REPUBLICAN HOST COMMITTEE, INC.

\*\*

TOTAL

# DISBURSEMENTS

CASH - ON - HAND AND OEBTS

LINE NUMBER	TOTAL DISBURSE MENTS	TRANS OUT PARTY SAME CAT	TOTAL MINUS TO SC	TRANS OUT PARTY OTHER	TOTAL NON-PARTY CONTRIB	CONTRIB REFUNDS	LATEST CASH-ON- HAND	1/1/81 CASH-ON- HAND	DEBTS OWED TO	OEBTS OWED BY
1)	1185333	0	1185333	0	0	0	0	1176346	0	0
2)	8376	0	8376	0	0	0	0	51906	502	0
**	1193709	0	1193709	0	0	0	0	1228252	502	0
3)	66313	0	66313	0	0	0	30151	94238	1000	28200
4)	20933	0	20933	0	0	0	0	20487	0	1487
5)	0	0	0	0	0	0	0	5752	0	0
**	87246	0	87246	0	0	0	30151	120477	1000	29687

TABLE B

SELECTED FINANCIAL ACTIVITY OF POLITICAL COMMITTEES  
AND THEIR ASSISTANCE TO CANDIDATES BY OFFICE AND PARTY

PRESIDENTIAL CONVENTIONS DEMOCRATIC

1) C00112219 1980 DEMOCRATIC NATIONAL CONVENTION COMMITTEE INC

2) C00114355 CITIZENS COMMITTEE FOR THE DEMOCRATIC NATIONAL CONVENTION INC

\*\*

TOTAL

PRESIDENTIAL CONVENTIONS REPUBLICAN

3) C00101345 ARRANGEMENTS COMMITTEE OF THE REPUB. NAT'L. COMM. FOR THE 1980 REPUB. NAT'L. CONVENTIO

4) C00046518 ARRANGEMENTS COMMITTEE-REPUBLICAN NATIONAL CONVENTION (1972)

5) C00068884 MISSOURI REPUBLICAN HOST COMMITTEE, INC.

\*\*

TOTAL

TOTAL CONTRIBUTIONS TO AND EXPENDITURES ON BEHALF OF ALL CANDIDATES (CONTRIB. TO SEN/HSE BY INCUM/OTH STATUS, BY OFFICE AND PARTY)

LINE NUMBER	INC	SEN/HSE CHAL- OTH	OPEN	DEM	SENATE REP	OTHER	DEM	HOUSE REP	OTHER	TOT. CONTR TO P/S/H CANDID.	TOT. EXPEN ON P/S/H CANDID.
1)	0	0	0	0	0	0	0	0	0	0	0
2)	0	0	0	0	0	0	0	0	0	0	0
**	0	0	0	0	0	0	0	0	0	0	0
3)	0	0	0	0	0	0	0	0	0	0	0
4)	0	0	0	0	0	0	0	0	0	0	0
5)	0	0	0	0	0	0	0	0	0	0	0
**	0	0	0	0	0	0	0	0	0	0	0



TABLE C

-----

SELECTED FINANCIAL ACTIVITY OF POLITICAL COMMITTEES  
AND THEIR ASSISTANCE TO CANDIDATES BY OFFICE AND PARTY

## STATE AND LOCAL DEMOCRATIC

1)	ALABAMA	TOTAL
2)	ALASKA	TOTAL
3)	ARIZONA	TOTAL
4)	ARKANSAS	TOTAL
5)	CALIFORNIA	TOTAL
6)	COLORADO	TOTAL
7)	CONNECTICUT	TOTAL
8)	DELAWARE	TOTAL
9)	DISTRICT OF COLUMBIA	TOTAL
10)	FLORIDA	TOTAL
11)	GEORGIA	TOTAL
12)	HAWAII	TOTAL
13)	IDAHO	TOTAL
14)	ILLINOIS	TOTAL
15)	INDIANA	TOTAL
16)	IOWA	TOTAL
17)	KANSAS	TOTAL
18)	KENTUCKY	TOTAL
19)	LOUISIANA	TOTAL
20)	MAINE	TOTAL
21)	MARYLAND	TOTAL

# R E C E I P T S

LINE NUMBER	TOTAL RECEIPTS	TRANS IN PARTY SAME STATE	TOTAL MINUS TI PSS	TRANS IN PARTY OTHER	CORPOR -ATION	LABOR	NON- CONNECT	TRADE MEMBER HEALTH	COOPER ATIVE	CORP. W/O STOCK	TOTAL NON- PARTY CONTRIB	IN-KIND CONTRIB REG COM	\$500 & UP CONTRIB
1)	29980	2224	27758	0	0	0	0	0	0	0	0	0	24196
2)	0	0	0	0	0	0	0	0	0	0	0	0	0
3)	0	0	0	0	0	0	0	0	0	0	0	0	0
4)	48084	500	47584	0	0	0	0	0	1000	0	1000	0	7600
5)	581785	5253	558512	125978	2850	4000	25500	1000	500	500	34150	429	87200
6)	32795	7232	25583	5000	0	0	0	0	0	0	0	0	0
7)	112332	0	112332	0	0	2500	0	0	0	0	2500	0	72887
8)	84489	0	84489	8027	0	2500	0	0	0	0	2500	0	800
9)	47500	0	47500	0	7200	12750	2500	4500	750	250	27950	118	3685
10)	379319	0	379319	16877	8529	10000	1000	0	0	0	19529	0	142625
11)	222071	0	222071	0	0	0	0	0	0	0	0	0	0
12)	0	0	0	0	0	0	0	0	0	0	0	0	0
13)	58438	0	58438	3936	210	0	0	0	0	0	210	0	0
14)	0	0	0	0	0	0	0	0	0	0	0	0	0
15)	124828	0	124828	8523	0	43000	2000	0	0	0	45000	0	52000
16)	310205	552	309853	0	0	0	0	0	1200	0	1200	0	0
17)	56859	0	56859	48023	0	0	0	0	0	0	0	0	1000
18)	417257	0	417257	19445	300	300	0	0	0	0	800	0	10070
19)	1723	0	1723	0	0	0	0	0	0	0	0	0	600
20)	0	0	0	0	0	0	0	0	0	0	0	0	0
21)	147829	250	147579	4000	0	250	0	0	0	0	250	0	8500

TABLE C  
-----

SELECTED FINANCIAL ACTIVITY OF POLITICAL COMMITTEES  
AND THEIR ASSISTANCE TO CANDIDATES BY OFFICE AND PARTY

STATE AND LOCAL DEMOCRATIC

1)	ALABAMA	TOTAL
2)	ALASKA	TOTAL
3)	ARIZONA	TOTAL
4)	ARKANSAS	TOTAL
5)	CALIFORNIA	TOTAL
6)	COLORADO	TOTAL
7)	CONNECTICUT	TOTAL
8)	DELAWARE	TOTAL
9)	DISTRICT OF COLUMBIA	TOTAL
10)	FLORIDA	TOTAL
11)	GEORGIA	TOTAL
12)	HAWAII	TOTAL
13)	IDAHO	TOTAL
14)	ILLINOIS	TOTAL
15)	INDIANA	TOTAL
16)	IOWA	TOTAL
17)	KANSAS	TOTAL
18)	KENTUCKY	TOTAL
19)	LOUISIANA	TOTAL
20)	MAINE	TOTAL
21)	MARYLAND	TOTAL

# DISBURSEMENTS

CASH - ON - HAND AND DEBTS

LINE NUMBER	TOTAL DISBURSE MENTS	TRANS OUT PARTY SAME ST.	TOTAL MINUS TO PSS	TRANS OUT PARTY OTHER	TOTAL NON-PARTY CONTRIB	CONTRIB REFUNDS	LATEST CASH-ON- HAND	1/1/81 CASH-ON- HAND	DEBTS OWED TO	DEBTS OWED BY
1)	30502	2224	28278	0	0	0	6397	7901	0	0
2)	0	0	0	0	0	0	0	0	0	0
3)	0	0	0	0	0	0	0	0	0	0
4)	70269	0	70269	5554	0	3000	20	22205	16951	0
5)	559677	412	559265	3500	0	0	15886	15011	1097	33230
6)	40365	0	40365	0	0	0	8255	2599	0	0
7)	112926	0	112926	0	0	0	0	1580	0	0
8)	84864	0	84864	0	3000	0	932	34	0	0
9)	47499	0	47499	32861	0	0	0	0	0	0
10)	432456	0	432456	0	0	0	6013	60367	0	0
11)	222703	0	222703	0	0	0	2201	2823	0	210669
12)	0	0	0	0	0	0	0	0	0	0
13)	63093	78	63017	0	0	0	514	5171	0	3062
14)	0	0	0	0	0	0	0	0	0	0
15)	136069	0	136069	0	0	0	161	14498	0	14085
16)	309378	205	309173	0	0	0	1693	992	0	30022
17)	58695	0	58695	907	0	0	1124	2959	0	0
18)	446741	0	446741	0	0	0	104229	133716	2070	41685
19)	10421	91	10330	0	0	0	134	9546	0	0
20)	0	0	0	0	0	0	0	0	0	0
21)	147817	0	147817	0	0	0	14598	18988	0	6000

TABLE C

SELECTED FINANCIAL ACTIVITY OF POLITICAL COMMITTEES  
AND THEIR ASSISTANCE TO CANDIDATES BY OFFICE AND PARTY

## STATE AND LOCAL DEMOCRATIC

1)	ALABAMA	TOTAL
2)	ALASKA	TOTAL
3)	ARIZONA	TOTAL
4)	ARKANSAS	TOTAL
5)	CALIFORNIA	TOTAL
6)	COLORADO	TOTAL
7)	CONNECTICUT	TOTAL
8)	DELAWARE	TOTAL
9)	DISTRICT OF COLUMBIA	TOTAL
10)	FLORIDA	TOTAL
11)	GEORGIA	TOTAL
12)	HAWAII	TOTAL
13)	IDAHO	TOTAL
14)	ILLINOIS	TOTAL
15)	INDIANA	TOTAL
16)	IOWA	TOTAL
17)	KANSAS	TOTAL
18)	KENTUCKY	TOTAL
19)	LOUISIANA	TOTAL
20)	MAINE	TOTAL
21)	MARYLAND	TOTAL

TOTAL CONTRIBUTIONS TO AND EXPENDITURES ON BEHALF OF ALL CANDIDATES (CONTRIB. TO SEN/HSE BY INCUM/OTH STATUS, BY OFFICE AND PARTY)

LINE NUMBER	INC	SEN/HSE CHAL- OTH	OPEN	DEM	SENATE REP	OTHER	DEM	HOUSE REP	OTHER	TOT. CONTR TO P/S/H CANDID.	TOT. EXPEN ON P/S/H CANDID.
1)	0	22500	0	0	0	0	22500	0	0	22500	0
2)	0	0	0	0	0	0	0	0	0	0	0
3)	0	0	0	0	0	0	0	0	0	0	0
4)	2000	8000	0	0	0	0	10000	0	0	10000	0
5)	18800	6139	3225	400	0	0	25764	0	0	26164	219628
6)	1780	5500	1250	0	0	0	8530	0	0	8530	0
7)	0	28820	0	28820	0	0	0	0	0	28820	0
8)	0	1000	0	0	0	0	1000	0	0	1000	1000
9)	0	0	0	0	0	0	0	0	0	0	0
10)	6000	17000	22000	2000	0	0	43000	0	0	45000	73236
11)	20000	5000	10000	0	0	0	35000	0	0	35000	0
12)	0	0	0	0	0	0	0	0	0	0	0
13)	0	10000	0	0	0	0	10000	0	0	10000	0
14)	0	0	0	0	0	0	0	0	0	0	0
15)	2190	0	0	0	0	0	2190	0	0	2190	101717
16)	3020	19963	0	0	0	0	22983	0	0	22983	10995
17)	2820	6350	0	1820	0	0	7350	0	0	9170	8553
18)	5000	10000	0	0	0	0	15000	0	0	15000	49444
19)	0	0	0	0	0	0	0	0	0	0	0
20)	0	0	0	0	0	0	0	0	0	0	0
21)	0	0	2000	0	0	0	2000	0	0	2000	11038

TABLE C

-----

SELECTED FINANCIAL ACTIVITY OF POLITICAL COMMITTEES  
AND THEIR ASSISTANCE TO CANDIDATES BY OFFICE AND PARTY

## STATE AND LOCAL DEMOCRATIC

22)	MASSACHUSETTS	TOTAL
23)	MICHIGAN	TOTAL
24)	MINNESOTA	TOTAL
25)	MISSISSIPPI	TOTAL
26)	MISSOURI	TOTAL
27)	MONTANA	TOTAL
28)	NEBRASKA	TOTAL
29)	NEVADA	TOTAL
30)	NEW HAMPSHIRE	TOTAL
31)	NEW JERSEY	TOTAL
32)	NEW MEXICO	TOTAL
33)	NEW YORK	TOTAL
34)	NORTH CAROLINA	TOTAL
35)	NORTH DAKOTA	TOTAL
36)	OHIO	TOTAL
37)	OKLAHOMA	TOTAL
38)	OREGON	TOTAL
39)	PENNSYLVANIA	TOTAL
40)	RHODE ISLAND	TOTAL
41)	SOUTH CAROLINA	TOTAL
42)	SOUTH DAKOTA	TOTAL

# R E C E I P T S

LINE NUMBER	TOTAL RECEIPTS	TRANS IN PARTY SAME STATE	TOTAL MINUS TI PSS	TRANS IN PARTY OTHER	CORPOR -ATION	LABOR	NON- CONNECT	TRADE MEMBER HEALTH	COOPER ATIVE	CORP. W/O STOCK	TOTAL NON- PARTY CONTRIB	IN-KIND CONTRIB REG COM	\$500 & UP CONTRIB
22)	45343	0	45343	0	300	2000	0	0	0	0	2300	0	14165
23)	693793	1108	692685	86715	0	12125	0	0	0	0	12125	0	1000
24)	746851	859	745992	0	1000	18200	500	500	4800	0	25000	1568	26000
25)	15649	0	15649	2000	0	0	0	0	300	0	300	0	2000
26)	12521	0	12521	2469	0	0	0	0	0	0	0	40	0
27)	333503	0	333503	67411	2700	1900	700	0	0	0	5300	0	0
28)	252103	6	252097	29646	0	0	0	0	0	0	0	0	6500
29)	0	0	0	0	0	0	0	0	0	0	0	0	0
30)	0	0	0	0	0	0	0	0	0	0	0	0	0
31)	253651	648	253005	2500	0	500	1000	0	0	0	1500	0	111827
32)	43610	0	43610	5500	2000	0	0	0	0	0	2000	0	12500
33)	33348	0	33348	0	0	500	0	0	0	0	500	0	6000
34)	1000997	5892	995105	5000	300	1900	5200	400	0	0	7800	6	9700
35)	13338	0	13338	0	0	0	0	0	0	0	0	0	0
36)	116394	0	116394	2500	6800	1900	0	0	0	50	8750	0	75500
37)	18585	0	18585	0	0	0	0	0	0	0	0	0	0
38)	0	0	0	0	0	0	0	0	0	0	0	0	0
39)	201636	5000	196636	0	1000	750	0	150	0	0	1900	0	10125
40)	657	0	657	657	0	0	0	0	0	0	0	0	0
41)	318286	0	318286	22016	0	0	0	0	0	0	0	0	87556
42)	33021	0	33021	0	0	0	0	0	0	0	0	0	0



TABLE C  
-----

SELECTED FINANCIAL ACTIVITY OF POLITICAL COMMITTEES  
AND THEIR ASSISTANCE TO CANDIDATES BY OFFICE AND PARTY

STATE AND LOCAL DEMOCRATIC

22)	MASSACHUSETTS	TOTAL
23)	MICHIGAN	TOTAL
24)	MINNESOTA	TOTAL
25)	MISSISSIPPI	TOTAL
26)	MISSOURI	TOTAL
27)	MONTANA	TOTAL
28)	NEBRASKA	TOTAL
29)	NEVADA	TOTAL
30)	NEW HAMPSHIRE	TOTAL
31)	NEW JERSEY	TOTAL
32)	NEW MEXICO	TOTAL
33)	NEW YORK	TOTAL
34)	NORTH CAROLINA	TOTAL
35)	NORTH DAKOTA	TOTAL
36)	OHIO	TOTAL
37)	OKLAHOMA	TOTAL
38)	OREGON	TOTAL
39)	PENNSYLVANIA	TOTAL
40)	RHODE ISLAND	TOTAL
41)	SOUTH CAROLINA	TOTAL
42)	SOUTH DAKOTA	TOTAL

# DISBURSEMENTS

CASH - ON - HAND AND DEBTS

LINE NUMBER	TOTAL DISBURSE MENTS	TRANS OUT PARTY SAME ST.	TOTAL MINUS TO PSS	TRANS OUT PARTY OTHER	TOTAL NON-PARTY CONTRIB	CONTRIB REFUNDS	LATEST CASH-ON- HAND	1/1/81 CASH-ON- HAND	DEBTS OWED TO	DEBTS DOWED BY
22)	5247	0	5247	0	0	0	40196	97	800	0
23)	683452	3598	679854	3000	332	0	28436	17171	0	8358
24)	755133	0	755133	1165	0	0	6028	14672	0	0
25)	17681	0	17681	0	0	0	1510	3544	0	0
26)	48555	0	48555	0	0	0	3899	38035	0	0
27)	326602	0	326602	0	0	0	1034	-5866	900	6255
28)	251911	0	251911	65	0	20	745	556	0	8000
29)	0	0	0	0	0	0	0	0	0	0
30)	0	0	0	0	0	0	0	0	0	0
31)	256500	0	256500	0	0	500	2800	9693	1000	11870
32)	31240	0	31240	0	0	0	12369	0	0	24783
33)	34524	0	34524	0	0	0	4784	5960	19694	5928
34)	1030831	1007	1029824	-950	0	0	8966	35352	3203	22431
35)	13178	0	13178	0	0	0	300	141	0	7330
36)	143126	300	142826	0	0	0	565	25504	0	0
37)	18585	0	18585	0	0	0	0	0	0	0
38)	0	0	0	0	0	0	0	0	0	0
39)	202474	9500	192974	0	0	375	9072	33989	890	0
40)	657	0	657	0	0	0	0	0	0	0
41)	324493	0	324493	0	0	0	3632	9841	0	16000
42)	33011	0	33011	0	0	0	47	0	0	0

TABLE C  
-----

SELECTED FINANCIAL ACTIVITY OF POLITICAL COMMITTEES  
AND THEIR ASSISTANCE TO CANDIDATES BY OFFICE AND PARTY

STATE AND LOCAL DEMOCRATIC

22)	MASSACHUSETTS	TOTAL
23)	MICHIGAN	TOTAL
24)	MINNESOTA	TOTAL
25)	MISSISSIPPI	TOTAL
26)	MISSOURI	TOTAL
27)	MONTANA	TOTAL
28)	NEBRASKA	TOTAL
29)	NEVADA	TOTAL
30)	NEW HAMPSHIRE	TOTAL
31)	NEW JERSEY	TOTAL
32)	NEW MEXICO	TOTAL
33)	NEW YORK	TOTAL
34)	NORTH CAROLINA	TOTAL
35)	NORTH DAKOTA	TOTAL
36)	OHIO	TOTAL
37)	OKLAHOMA	TOTAL
38)	OREGON	TOTAL
39)	PENNSYLVANIA	TOTAL
40)	RHODE ISLAND	TOTAL
41)	SOUTH CAROLINA	TOTAL
42)	SOUTH DAKOTA	TOTAL

TOTAL CONTRIBUTIONS TO AND EXPENDITURES ON BEHALF OF ALL CANDIDATES (CONTRIB. TO SEN/HSE BY INCUM/OTH STATUS, BY OFFICE AND PARTY)

LINE NUMBER	INC	SEN/HSE CHAL- OTH	OPEN	DEM	SENATE REP	OTHER	DEM	HOUSE REP	OTHER	TOT. CONTR TO P/S/H CANDID.	TOT. EXPEN ON P/S/H CANDID.
22)	1000	0	200	1000	0	0	200	0	0	1200	0
23)	56066	33622	2000	9585	0	0	82103	0	0	91688	39824
24)	0	47298	1000	236	0	0	48062	0	0	48298	7513
25)	0	0	1105	0	0	0	1105	0	0	1105	3795
26)	0	5000	0	0	0	0	5000	0	0	4000	0
27)	0	0	0	0	0	0	0	0	0	0	0
28)	5000	1027	0	5000	0	0	1027	0	0	6027	13748
29)	0	0	0	0	0	0	0	0	0	0	0
30)	0	0	0	0	0	0	0	0	0	0	0
31)	0	800	449	449	0	0	800	0	0	1249	147393
32)	0	230	115	0	0	0	345	0	0	345	27393
33)	3000	1000	0	3000	0	0	1000	0	0	4000	6160
34)	15000	20674	8500	0	0	0	44174	0	0	44174	20844
35)	3202	0	0	0	0	0	3202	0	0	3202	0
36)	3000	11386	7540	0	0	0	21926	0	0	21926	65106
37)	0	0	0	0	0	0	0	0	0	0	0
38)	0	0	0	0	0	0	0	0	0	0	0
39)	0	0	0	0	0	0	0	0	0	0	0
40)	0	0	0	0	0	0	0	0	0	0	0
41)	0	11204	0	0	0	0	11204	0	0	11204	11000
42)	0	0	0	0	0	0	0	0	0	0	30210

TABLE C  
-----

SELECTED FINANCIAL ACTIVITY OF POLITICAL COMMITTEES  
AND THEIR ASSISTANCE TO CANDIDATES BY OFFICE AND PARTY

STATE AND LOCAL DEMOCRATIC

43)	TENNESSEE	TOTAL
44)	TEXAS	TOTAL
45)	UTAH	TOTAL
46)	VERMONT	TOTAL
47)	VIRGINIA	TOTAL
48)	WASHINGTON	TOTAL
49)	WEST VIRGINIA	TOTAL
50)	WISCONSIN	TOTAL
51)	WYOMING	TOTAL
	GRAND TOTAL	

# R E C E I P T S

LINE NUMBER	TOTAL RECEIPTS	TRANS IN PARTY SAME STATE	TOTAL MINUS TI PSS	TRANS IN PARTY OTHER	CORPOR -ATION	LABOR	NON- CONNECT	TRADE MEMBER HEALTH	COOPER ATIVE	CORP. W/O STOCK	TOTAL NON- PARTY CONTRIB	IN-KIND CONTRIB REG COM	\$500 & UP CONTRIB
43)	91740	0	91740	0	100	9150	0	0	0	0	9250	0	7500
44)	183907	0	183907	19000	6250	20000	5000	0	5000	0	36250	0	53000
45)	84945	0	84945	4571	838	5400	0	0	0	0	6238	0	11100
46)	0	0	0	0	0	0	0	0	0	0	0	0	0
47)	250984	5680	245284	0	0	15650	0	0	0	0	15650	0	140585
48)	14409	0	14409	13409	0	0	0	0	0	0	0	0	0
49)	16050	0	16050	0	0	0	0	0	0	0	0	0	1500
50)	140529	720	139809	82202	150	190	0	250	0	210	800	0	0
51)	72625	0	72625	4154	0	0	0	0	0	0	0	0	1500
	7603907	35922	7567985	587559	40327	165465	43400	6800	13550	1010	270552	2161	969221

TABLE C  
-----

SELECTED FINANCIAL ACTIVITY OF POLITICAL COMMITTEES  
AND THEIR ASSISTANCE TO CANDIDATES BY OFFICE AND PARTY

STATE AND LOCAL DEMOCRATIC

43)	TENNESSEE	TOTAL
44)	TEXAS	TOTAL
45)	UTAH	TOTAL
46)	VERMONT	TOTAL
47)	VIRGINIA	TOTAL
48)	WASHINGTON	TOTAL
49)	WEST VIRGINIA	TOTAL
50)	WISCONSIN	TOTAL
51)	WYOMING	TOTAL
	GRAND TOTAL	

# DISBURSEMENTS

CASH - ON - HAND AND DEBTS

LINE NUMBER	TOTAL DISBURSE MENTS	TRANS OUT PARTY SAME ST.	TOTAL MINUS TO PSS	TRANS OUT PARTY OTHER	TOTAL NON-PARTY CONTRIB	CONTRIB REFUNDS	LATEST CASH-ON- HAND	1/1/81 CASH-ON- HAND	DEBTS OWED TO	DEBTS OWED BY
43)	92766	500	92266	0	0	0	3652	6402	0	26980
44)	170444	8200	162244	2000	0	0	18284	4680	0	6017
45)	59082	0	59082	0	0	0	6130	267	0	0
46)	98	0	98	0	0	0	0	98	0	0
47)	250426	5330	245096	0	0	0	7261	7605	0	661
48)	12617	0	12617	0	0	0	1824	229	0	1724
49)	15027	0	15027	0	0	0	1022	0	0	0
50)	144650	6448	138202	12000	0	0	2804	6989	0	3773
51)	73940	0	73940	0	0	0	589	1906	0	0
	7769725	37891	7731834	60102	3332	3895	328106	515255	46605	488863



TABLE C  
-----

SELECTED FINANCIAL ACTIVITY OF POLITICAL COMMITTEES  
AND THEIR ASSISTANCE TO CANDIDATES BY OFFICE AND PARTY

STATE AND LOCAL DEMOCRATIC

43)	TENNESSEE	TOTAL
44)	TEXAS	TOTAL
45)	UTAH	TOTAL
46)	VERMONT	TOTAL
47)	VIRGINIA	TOTAL
48)	WASHINGTON	TOTAL
49)	WEST VIRGINIA	TOTAL
50)	WISCONSIN	TOTAL
51)	WYOMING	TOTAL
	GRAND TOTAL	

TOTAL CONTRIBUTIONS TO AND EXPENDITURES ON BEHALF OF ALL CANDIDATES (CONTRIB. TO SEN/HSE BY INCUM/OTH STATUS, BY OFFICE AND PARTY)

LINE NUMBER	INC	SEN/HSE CHAL- OTH	OPEN	OEM	SENATE REP	OTHER	OEM	HOUSE REP	OTHER	TOT. CONTR TO P/S/H CANDID.	TOT. EXPEN ON P/S/H CANDID.
43)	1500	0	1000	1000	0	0	1500	0	0	2500	0
44)	10000	1900	5000	0	0	0	16900	0	0	16900	0
45)	0	12251	5436	93	0	0	17594	0	0	17687	26580
46)	0	0	0	0	0	0	0	0	0	0	0
47)	0	2000	1000	0	0	0	3000	0	0	3000	206497
48)	0	0	175	0	0	0	175	0	0	175	0
49)	0	3000	6000	0	0	0	9000	0	0	9000	0
50)	4153	11100	5000	0	0	0	20253	0	0	20253	0
51)	0	0	0	0	0	0	0	0	0	0	0
	161531	302764	82995	53403	0	0	493887	0	0	546290	1081674

TABLE C

-----

SELECTED FINANCIAL ACTIVITY OF POLITICAL COMMITTEES  
AND THEIR ASSISTANCE TO CANDIDATES BY OFFICE AND PARTY

## STATE AND LOCAL REPUBLICAN

1)	ALABAMA	TOTAL
2)	ALASKA	TOTAL
3)	ARIZONA	TOTAL
4)	ARKANSAS	TOTAL
5)	CALIFORNIA	TOTAL
6)	COLORADO	TOTAL
7)	CONNECTICUT	TOTAL
8)	DELAWARE	TOTAL
9)	DISTRICT OF COLUMBIA	TOTAL
10)	FLORIDA	TOTAL
11)	GEORGIA	TOTAL
12)	HAWAII	TOTAL
13)	IDAHO	TOTAL
14)	ILLINOIS	TOTAL
15)	INDIANA	TOTAL
16)	IOWA	TOTAL
17)	KANSAS	TOTAL
18)	KENTUCKY	TOTAL
19)	LOUISIANA	TOTAL
20)	MAINE	TOTAL
21)	MARYLAND	TOTAL

# R E C E I P T S

LINE NUMBER	TOTAL RECEIPTS	TRANS IN PARTY SAME STATE	TOTAL MINUS TI PSS	TRANS IN PARTY OTHER	CORPOR -ATION	LABOR	NON- CONNECT	TRADE MEMBER HEALTH	COOPER ATIVE	CORP. W/O STOCK	TOTAL NON- PARTY CONTRIB	IN-KIND CONTRIB REG COM	\$500 & UP CONTRIB
1)	141473	0	141473	63300	631	0	0	0	0	0	631	0	20821
2)	9645	0	9645	0	0	0	0	0	0	0	0	0	1000
3)	1304792	0	1304792	57000	3981	0	2610	0	0	0	6591	9178	221834
4)	9204	0	9204	0	0	0	0	0	0	0	0	0	9000
5)	4348794	153780	4195014	377000	10518	0	0	1000	0	250	11768	0	697823
6)	324613	0	324613	96900	0	0	0	0	0	0	0	0	21000
7)	227232	250	226982	71800	0	0	0	0	0	0	0	0	33380
8)	30409	100	30309	24500	0	0	0	0	0	0	0	0	2800
9)	49883	0	49883	327	1800	0	200	1650	0	0	3650	3242	14650
10)	436595	15890	420705	75000	2500	0	0	0	0	0	2500	0	96200
11)	126314	0	126314	78200	5500	0	0	0	0	0	5500	0	20900
12)	35282	0	35282	0	0	0	0	0	0	0	0	0	0
13)	411	0	411	0	0	0	0	0	0	0	0	0	0
14)	1343984	0	1343984	72473	0	0	0	0	0	0	0	0	172750
15)	670992	4243	666749	44250	0	0	0	0	1500	0	1500	0	67900
16)	257305	0	257305	0	0	0	0	0	0	0	0	0	1000
17)	191933	0	191933	41812	0	0	5000	1200	0	0	6200	3117	58375
18)	185582	1833	183749	0	0	0	0	0	0	0	0	0	7690
19)	13538	0	13538	0	0	0	0	0	0	0	0	0	500
20)	325803	0	325803	46500	0	0	0	0	0	0	0	0	12000
21)	114265	0	114265	5000	0	0	0	0	0	0	0	0	1000

TABLE C  
-----

SELECTED FINANCIAL ACTIVITY OF POLITICAL COMMITTEES  
AND THEIR ASSISTANCE TO CANDIDATES BY OFFICE AND PARTY

STATE AND LOCAL REPUBLICAN

1)	ALABAMA	TOTAL
2)	ALASKA	TOTAL
3)	ARIZONA	TOTAL
4)	ARKANSAS	TOTAL
5)	CALIFORNIA	TOTAL
6)	COLORADO	TOTAL
7)	CONNECTICUT	TOTAL
8)	DELAWARE	TOTAL
9)	DISTRICT OF COLUMBIA	TOTAL
10)	FLORIDA	TOTAL
11)	GEORGIA	TOTAL
12)	HAWAII	TOTAL
13)	IDAHO	TOTAL
14)	ILLINOIS	TOTAL
15)	INDIANA	TOTAL
16)	IOWA	TOTAL
17)	KANSAS	TOTAL
18)	KENTUCKY	TOTAL
19)	LOUISIANA	TOTAL
20)	MAINE	TOTAL
21)	MARYLAND	TOTAL

# DISBURSEMENTS

CASH - ON - HAND AND DEBTS

LINE NUMBER	TOTAL DISBURSE MENTS	TRANS OUT PARTY SAME ST.	TOTAL MINUS TO PSS	TRANS OUT PARTY OTHER	TOTAL NON-PARTY CONTRIB	CONTRIB REFUNDS	LATEST CASH-ON- HAND	1/1/81 CASH-ON- HAND	DEBTS OWED TO	DEBTS OWED BY
1)	142671	0	142671	0	0	0	209	1271	0	0
2)	6098	0	6098	0	0	0	3958	412	0	0
3)	1327632	0	1327632	0	0	2424	10142	28722	0	28252
4)	11908	0	11908	0	0	0	361	3065	0	0
5)	4453196	183754	4269442	3105	0	70250	87966	195025	4130	150678
6)	285945	0	285945	0	0	0	121390	83055	0	1363
7)	239726	1850	237876	3966	0	0	10940	23621	1745	1745
8)	30318	0	30318	0	0	0	88	0	0	500
9)	49953	0	49953	0	0	0	0	347	0	4200
10)	440879	0	440879	0	0	0	9998	14281	0	0
11)	123386	0	123386	0	0	0	2926	0	0	0
12)	34465	0	34465	0	0	0	978	162	0	0
13)	1631	0	1631	0	0	0	0	1220	0	0
14)	1339571	0	1339571	25	0	0	10832	6417	0	0
15)	694407	8771	685636	0	0	0	16414	55427	302	807
16)	256868	200	256668	0	0	0	677	99	0	7387
17)	152541	0	152541	0	0	0	43567	4238	0	0
18)	184378	1598	182780	0	0	0	22973	21770	0	0
19)	14984	0	14984	0	0	0	516	1962	0	0
20)	325087	0	325087	0	0	0	7660	6943	0	7673
21)	130611	7039	123572	0	0	0	8567	27916	0	7500

TABLE C

SELECTED FINANCIAL ACTIVITY OF POLITICAL COMMITTEES  
AND THEIR ASSISTANCE TO CANDIDATES BY OFFICE AND PARTY

## STATE AND LOCAL REPUBLICAN

1)	ALABAMA	TOTAL
2)	ALASKA	TOTAL
3)	ARIZONA	TOTAL
4)	ARKANSAS	TOTAL
5)	CALIFORNIA	TOTAL
6)	COLORADO	TOTAL
7)	CONNECTICUT	TOTAL
8)	DELAWARE	TOTAL
9)	DISTRICT OF COLUMBIA	TOTAL
10)	FLORIDA	TOTAL
11)	GEORGIA	TOTAL
12)	HAWAII	TOTAL
13)	IDAHO	TOTAL
14)	ILLINOIS	TOTAL
15)	INDIANA	TOTAL
16)	IOWA	TOTAL
17)	KANSAS	TOTAL
18)	KENTUCKY	TOTAL
19)	LOUISIANA	TOTAL
20)	MAINE	TOTAL
21)	MARYLAND	TOTAL

TOTAL CONTRIBUTIONS TO AND EXPENDITURES ON BEHALF OF ALL CANDIDATES (CONTRIB. TO SEN/HSE BY INCUM/OTH STATUS, BY OFFICE AND PARTY)

LINE NUMBER	INC	SEN/HSE CHAL- OTH	OPEN	DEM	SENATE REP	OTHER	DEM	HOUSE REP	OTHER	TOT. CONTR TO P/S/H CANDIO.	TOT. EXPEN ON P/S/H CANDIO.
1)	0	0	0	0	0	0	0	0	0	0	0
2)	6000	0	0	0	0	0	0	6000	0	6000	0
3)	40	3410	3760	0	1725	0	0	5485	0	7210	0
4)	0	10000	0	0	0	0	0	10000	0	10000	0
5)	24734	46199	47838	0	12004	0	0	106767	0	118771	53205
6)	18000	27000	9000	0	0	0	0	54000	0	54000	33264
7)	6369	5000	1600	0	3740	0	0	9229	0	12969	0
8)	0	0	0	0	0	0	0	0	0	0	0
9)	0	0	0	0	0	0	0	0	0	0	0
10)	0	17200	3700	0	1200	0	0	19700	0	20900	2257
11)	0	10350	8850	0	0	0	0	19200	0	19200	0
12)	0	0	0	0	0	0	0	0	0	0	0
13)	0	0	0	0	0	0	0	0	0	0	0
14)	0	4045	15	0	0	0	0	4060	0	4060	104149
15)	4721	13154	104	0	413	0	0	17566	0	17979	50345
16)	11400	10100	0	0	0	0	0	21500	0	21500	0
17)	0	4247	0	0	0	0	0	4247	0	4247	1016
18)	330	250	0	0	0	0	0	580	0	580	1912
19)	5000	0	0	0	0	0	0	5000	0	5000	0
20)	0	0	0	0	0	0	0	0	0	0	0
21)	17	5000	10075	0	0	0	0	15092	0	15092	65



TABLE C

SELECTED FINANCIAL ACTIVITY OF POLITICAL COMMITTEES  
AND THEIR ASSISTANCE TO CANDIDATES BY OFFICE AND PARTY

## STATE AND LOCAL REPUBLICAN

22)	MASSACHUSETTS	TOTAL
23)	MICHIGAN	TOTAL
24)	MINNESOTA	TOTAL
25)	MISSISSIPPI	TOTAL
26)	MISSOURI	TOTAL
27)	MONTANA	TOTAL
28)	NEBRASKA	TOTAL
29)	NEVADA	TOTAL
30)	NEW HAMPSHIRE	TOTAL
31)	NEW JERSEY	TOTAL
32)	NEW MEXICO	TOTAL
33)	NEW YORK	TOTAL
34)	NORTH CAROLINA	TOTAL
35)	NORTH DAKOTA	TOTAL
36)	OHIO	TOTAL
37)	OKLAHOMA	TOTAL
38)	OREGON	TOTAL
39)	PENNSYLVANIA	TOTAL
40)	RHODE ISLAND	TOTAL
41)	SOUTH CAROLINA	TOTAL
42)	SOUTH DAKOTA	TOTAL

# R E C E I P T S

LINE NUMBER	TOTAL RECEIPTS	TRANS IN PARTY SAME STATE	TOTAL MINUS TI PSS	TRANS IN PARTY OTHER	CORPOR -ATION	LABOR	NON- CONNECT	TRADE MEMBER HEALTH	COOPER ATIVE	CORP. W/O STOCK	TOTAL NON- PARTY CONTRIB	IN-KIND CONTRIB REG COM	\$500 & UP CONTRIB
22)	207031	0	207031	93200	0	0	0	0	0	1500	1500	0	35000
23)	1389495	258881	1130614	56943	660	0	0	0	0	0	660	7150	263449
24)	5033900	40888	4993012	65000	1900	2350	0	300	1000	4000	9550	0	325250
25)	271709	0	271709	70500	0	0	0	0	0	0	0	0	127550
26)	742641	0	742641	107538	500	0	0	0	0	0	500	0	157275
27)	247698	0	247698	39500	2725	0	100	0	0	0	2825	0	17500
28)	432151	0	432151	0	46	0	0	0	0	0	46	0	6500
29)	183124	0	183124	48400	0	0	0	0	0	0	0	0	49925
30)	6792	0	6792	5000	0	0	0	0	0	0	0	0	0
31)	288730	0	288730	105000	0	0	0	0	0	0	0	0	117200
32)	27485	0	27485	0	250	0	0	0	0	0	250	0	0
33)	167259	0	167259	90000	0	0	2000	0	0	0	2000	0	4000
34)	734443	1004	733439	277250	500	0	0	500	0	0	1000	1910	21422
35)	199040	18290	180750	72100	957	0	0	125	0	0	1082	0	22439
36)	202039	32401	169638	0	11500	0	0	0	0	0	11500	0	45650
37)	904146	13460	890686	2000	0	0	0	0	0	0	0	0	359800
38)	32748	0	32748	8000	0	0	0	0	0	0	0	0	1000
39)	252772	700	252072	3000	1500	2100	5000	500	0	0	9100	0	69900
40)	91144	0	91144	0	0	0	0	0	0	0	0	0	21585
41)	99770	0	99770	39000	0	0	0	0	0	0	0	0	8458
42)	136081	0	136081	73400	465	0	0	0	0	0	465	0	13650

TABLE C

SELECTED FINANCIAL ACTIVITY OF POLITICAL COMMITTEES  
AND THEIR ASSISTANCE TO CANDIDATES BY OFFICE AND PARTY

## STATE AND LOCAL REPUBLICAN

22)	MASSACHUSETTS	TOTAL
23)	MICHIGAN	TOTAL
24)	MINNESOTA	TOTAL
25)	MISSISSIPPI	TOTAL
26)	MISSOURI	TOTAL
27)	MONTANA	TOTAL
28)	NEBRASKA	TOTAL
29)	NEVADA	TOTAL
30)	NEW HAMPSHIRE	TOTAL
31)	NEW JERSEY	TOTAL
32)	NEW MEXICO	TOTAL
33)	NEW YORK	TOTAL
34)	NORTH CAROLINA	TOTAL
35)	NORTH DAKOTA	TOTAL
36)	OHIO	TOTAL
37)	OKLAHOMA	TOTAL
38)	OREGON	TOTAL
39)	PENNSYLVANIA	TOTAL
40)	RHODE ISLAND	TOTAL
41)	SOUTH CAROLINA	TOTAL
42)	SOUTH DAKOTA	TOTAL

# DISBURSEMENTS

CASH - ON - HAND AND DEBTS

LINE NUMBER	TOTAL DISBURSE MENTS	TRANS OUT PARTY SAME ST.	TOTAL MINUS TO PSS	TRANS OUT PARTY OTHER	TOTAL NON-PARTY CONTRIB	CONTRIB REFUNDS	LATEST CASH-ON- HAND	1/1/81 CASH-ON- HAND	DEBTS OWED TO	DEBTS OWED BY
22)	209084	0	209084	0	0	25	-1862	189	0	0
23)	1369031	269401	1099630	6876	0	0	19917	21327	0	150
24)	5056804	25869	5030935	1000	0	150	19187	42761	5250	247964
25)	245954	0	245954	0	0	0	28292	2538	0	0
26)	754920	52	754868	0	0	100	3612	15891	0	2245
27)	246927	0	246927	0	0	0	1097	324	0	4317
28)	463833	0	463833	0	0	0	86	31766	0	0
29)	179201	0	179201	0	0	0	4212	289	0	3650
30)	6975	0	6975	0	0	0	14	196	0	14087
31)	216167	0	216167	0	0	0	78877	6314	0	4080
32)	27237	0	27237	0	0	0	592	444	0	0
33)	169829	0	169829	0	0	0	4841	8978	0	16344
34)	714718	500	714218	0	0	72	23399	547	8837	6167
35)	189863	14195	175668	0	0	0	9550	379	40295	9000
36)	244961	36800	208161	0	0	0	15043	28093	500	37371
37)	869291	15168	854123	0	0	0	60463	24362	700	4309
38)	33105	0	33105	0	0	0	545	392	0	0
39)	231855	0	231855	0	0	0	3671	70335	0	0
40)	91027	0	91027	0	0	0	115	0	0	0
41)	106609	0	106609	0	0	0	3706	10544	0	60
42)	133238	0	133238	0	0	0	6100	3256	0	0

TABLE C

-----

SELECTED FINANCIAL ACTIVITY OF POLITICAL COMMITTEES  
AND THEIR ASSISTANCE TO CANDIDATES BY OFFICE AND PARTY

## STATE AND LOCAL REPUBLICAN

22)	MASSACHUSETTS	TOTAL
23)	MICHIGAN	TOTAL
24)	MINNESOTA	TOTAL
25)	MISSISSIPPI	TOTAL
26)	MISSOURI	TOTAL
27)	MONTANA	TOTAL
28)	NEBRASKA	TOTAL
29)	NEVADA	TOTAL
30)	NEW HAMPSHIRE	TOTAL
31)	NEW JERSEY	TOTAL
32)	NEW MEXICO	TOTAL
33)	NEW YORK	TOTAL
34)	NORTH CAROLINA	TOTAL
35)	NORTH DAKOTA	TOTAL
36)	OHIO	TOTAL
37)	OKLAHOMA	TOTAL
38)	OREGON	TOTAL
39)	PENNSYLVANIA	TOTAL
40)	RHODE ISLAND	TOTAL
41)	SOUTH CAROLINA	TOTAL
42)	SOUTH DAKOTA	TOTAL

TOTAL CONTRIBUTIONS TO AND EXPENDITURES ON BEHALF OF ALL CANDIDATES (CONTRIB. TO SEN/HSE BY INCUM/OTH STATUS, BY OFFICE AND PARTY)

LINE NUMBER	INC	SEN/HSE CHAL- OTH	OPEN	DEM	SENATE REP	OTHER	DEM	HOUSE REP	OTHER	TOT. CONTR TO P/S/H CANDID.	TOT. EXPEN ON P/S/H CANDID.
22)	10000	11200	0	0	0	0	0	21200	0	21200	0
23)	36015	175	2750	0	125	0	0	38815	0	38940	0
24)	35250	5185	0	0	8000	0	0	32435	0	40435	41000
25)	10000	20000	14464	0	10000	0	0	34464	0	44464	0
26)	18741	10000	0	0	0	0	0	28741	0	28741	0
27)	0	0	0	0	0	0	0	0	0	0	0
28)	20000	5000	0	0	5000	0	0	20000	0	25000	0
29)	0	0	0	0	0	0	0	0	0	0	0
30)	0	5500	0	0	0	0	0	5500	0	5500	0
31)	15120	13500	7780	0	7780	0	0	28620	0	36400	9439
32)	0	0	0	0	0	0	0	0	0	0	27112
33)	1400	3250	0	0	1400	0	0	3250	0	4650	0
34)	9650	0	1000	0	0	0	0	10650	0	10650	0
35)	0	9609	0	0	0	0	0	9609	0	9609	0
36)	0	6175	0	0	0	0	0	6175	0	6175	30636
37)	5500	27005	0	0	0	0	0	32505	0	32505	405
38)	0	50	1500	0	0	0	0	1550	0	1550	0
39)	18865	2500	3140	0	0	0	0	24505	0	24505	22785
40)	7500	10000	0	0	0	0	0	17500	0	17500	0
41)	4398	603	0	0	0	0	0	5001	0	5001	0
42)	9800	0	0	0	0	0	0	9800	0	9800	0

TABLE C

-----

SELECTED FINANCIAL ACTIVITY OF POLITICAL COMMITTEES  
AND THEIR ASSISTANCE TO CANDIDATES BY OFFICE AND PARTY

## STATE AND LOCAL REPUBLICAN

43)	TENNESSEE	TOTAL
44)	TEXAS	TOTAL
45)	UTAH	TOTAL
46)	VERMONT	TOTAL
47)	VIRGINIA	TOTAL
48)	WASHINGTON	TOTAL
49)	WEST VIRGINIA	TOTAL
50)	WISCONSIN	TOTAL
51)	WYOMING	TOTAL
52)	FOREIGN COUNTRIES	TOTAL
	GRAND TOTAL	

# R E C E I P T S

LINE NUMBER	TOTAL RECEIPTS	TRANS IN PARTY SAME STATE	TOTAL MINUS TI PSS	TRANS IN PARTY OTHER	CORPOR -ATION	LABOR	NON- CONNECT	TRADE MEMBER HEALTH	COOPER ATIVE	CORP. W/O STOCK	TOTAL NON- PARTY CONTRIB	IN-KIND CONTRIB REG COM	\$500 & UP CONTRIB
43)	158090	0	158090	100000	0	0	0	0	0	0	0	0	18500
44)	869355	9025	860330	236775	500	0	0	0	5000	0	5500	1500	10500
45)	130976	0	130976	8000	0	0	0	0	0	0	0	0	16410
46)	42239	0	42239	0	0	0	0	0	0	0	0	0	1370
47)	788563	2912	785651	69000	0	0	0	0	0	0	0	2057	92100
48)	151598	0	151598	26000	0	0	0	0	0	0	0	0	28800
49)	190241	0	190241	56800	0	0	0	0	0	0	0	0	20520
50)	65166	1262	63904	0	0	0	0	0	6500	0	6500	0	1000
51)	335230	0	335230	23284	1000	0	0	1575	0	0	2575	0	55509
52)	12148	0	12148	0	0	0	0	0	0	0	0	0	0
	24539853	554919	23984934	2729752	47433	4450	14910	6850	14000	5750	93393	28154	3372885



TABLE C  
-----

SELECTED FINANCIAL ACTIVITY OF POLITICAL COMMITTEES  
AND THEIR ASSISTANCE TO CANDIDATES BY OFFICE AND PARTY

STATE AND LOCAL REPUBLICAN

43)	TENNESSEE	TOTAL
44)	TEXAS	TOTAL
45)	UTAH	TOTAL
46)	VERMONT	TOTAL
47)	VIRGINIA	TOTAL
48)	WASHINGTON	TOTAL
49)	WEST VIRGINIA	TOTAL
50)	WISCONSIN	TOTAL
51)	WYOMING	TOTAL
52)	FOREIGN COUNTRIES	TOTAL
	GRAND TOTAL	

# DISBURSEMENTS

CASH - ON - HAND AND DEBTS

LINE NUMBER	TOTAL DISBURSE MENTS	TRANS OUT PARTY SAME ST.	TOTAL MINUS TO PSS	TRANS OUT PARTY OTHER	TOTAL NON-PARTY CONTRIB	CONTRIB REFUNDS	LATEST CASH-ON- HAND	1/1/81 CASH-ON- HAND	DEBTS OWED TO	DEBTS OWED BY
43)	144407	0	144407	0	0	0	16434	4752	7767	0
44)	1059440	82055	977385	10100	0	0	18843	214414	0	18308
45)	124024	0	124024	0	0	0	7973	1022	0	8134
46)	39047	0	39047	0	0	0	3707	515	0	0
47)	809473	8984	800509	0	1500	150	13497	38288	1439	20515
48)	146624	0	146624	0	0	8	11904	6935	0	0
49)	188752	0	188752	0	0	0	3173	1683	6810	23444
50)	73088	668	72420	0	0	0	9963	16077	619	0
51)	354104	0	354104	0	0	0	34106	52982	0	12000
52)	10378	0	10378	0	0	0	0	2291	0	1540
	24756221	656884	24099337	25072	1500	73179	761219	1083837	78394	643790

TABLE C  
-----

SELECTED FINANCIAL ACTIVITY OF POLITICAL COMMITTEES  
AND THEIR ASSISTANCE TO CANDIDATES BY OFFICE AND PARTY

STATE AND LOCAL REPUBLICAN

43)	TENNESSEE	TOTAL
44)	TEXAS	TOTAL
45)	UTAH	TOTAL
46)	VERMONT	TOTAL
47)	VIRGINIA	TOTAL
48)	WASHINGTON	TOTAL
49)	WEST VIRGINIA	TOTAL
50)	WISCONSIN	TOTAL
51)	WYOMING	TOTAL
52)	FOREIGN COUNTRIES	TOTAL
	GRAND TOTAL	

TOTAL CONTRIBUTIONS TO AND EXPENDITURES ON BEHALF OF ALL CANDIDATES (CONTRIB. TO SEN/HSE BY INCUM/OTH STATUS, BY OFFICE AND PARTY)

LINE NUMBER	INC	SEN/HSE CHAL- OTH	OPEN	DEM	SENATE REP	OTHER	DEM	HOUSE REP	OTHER	TOT. CONTR TO P/S/H CANDID.	TOT. EXPEN ON P/S/H CANDID.
43)	0	0	0	0	0	0	0	0	0	0	0
44)	0	42250	41750	0	5000	0	0	79000	0	84000	8696
45)	0	0	5000	0	0	0	0	5000	0	5000	0
46)	5000	0	0	0	0	0	0	5000	0	5000	0
47)	3400	0	4120	0	120	0	0	7400	0	7520	3746
48)	0	1870	2500	0	0	0	0	4370	0	4370	0
49)	100	0	1400	0	0	0	0	1500	0	1500	11181
50)	2139	9645	1000	0	3340	0	0	9444	0	12784	0
51)	12480	0	0	0	12480	0	0	0	0	12480	0
52)	0	0	0	0	0	0	0	0	0	0	0
	301969	339472	171346	0	72327	0	0	740460	0	812787	401213

21  
22

TABLE D

## SELECTED FINANCIAL ACTIVITY OF POLITICAL COMMITTEES

## SUMMARY INFORMATION

## DEMOCRATIC AND REPUBLICAN

COMMITTEE GROUPS	TOTAL RECPT MINUS TRANS IN SC/PSS	TOTAL DISB MINUS TRANS OUT SC/PSS	LATEST CASH-ON HAND	DEBTS OWED TO	DEBTS OWED BY	CONTRIB TO CANDIDATES	EXPEND ON BEHALF OF CANDIDATES	NUMBER OF COMMITTEES
DEMOCRATIC								
NATIONAL COMMITTEES	18466029	16547601	364969	614	2985175	124574	144742	4
SENATORIAL	5622254	5568352	155973	0	112838	530000	1877245	2
CONGRESSIONAL	6525419	6461703	114966	0	544354	563105	197936	1
ASSOC OF STATE DEM CHAIR	3065988	2644847	580499	0	0	0	0	1
OTHER NATIONAL	0	0	0	0	0	0	0	0
PRESIDENTIAL CONVENTIONS	20035	1193709	0	502	0	0	0	2
STATE/LOCAL	7587985	7731834	328106	46605	488863	546290	1081674	208
TOTALS	39287710	40148046	1544513	47721	4131230	1763969	3301597	218
REPUBLICAN								
NATIONAL COMMITTEES	84140281	85113252	307367	81043	1102909	1700178	232964	7
SENATORIAL	48879354	47680853	1341006	2014	3495798	558327	8707537	2
CONGRESSIONAL	58041972	57041301	5034725	0	69633	2554924	4943249	2
NATIONAL FUNDRAISING	0	0	0	0	0	0	0	0
OTHER NATIONAL	0	0	0	0	0	0	0	0
PRESIDENTIAL CONVENTIONS	2967	87246	30151	1000	29687	0	0	3
STATE/LOCAL	23984934	24099337	761219	78394	643790	812787	401213	251
TOTALS	215049508	214021989	7474468	142451	5341817	5626216	14284963	265

TABLE E

CONTRIBUTIONS TO CANDIDATES FROM POLITICAL COMMITTEES  
BY OFFICE AND INCUMBENT/CHALLENGER-OTHER/OPEN-SEAT CANDIDATE STATUS

NATIONAL AND STATE/LOCAL - DEMOCRATIC

\*\*PRESIDENT\*\*

COMMITTEE GROUPS	INCUMBENT			CHALLENGER-OTHER			OPEN-SEAT			TOTALS		
	#	\$	%	#	\$	%	#	\$	%	#	\$	%
NATIONAL COMMITTEES	0	0	0.0	1	41376	100.0	0	0	0.0	1	41376	100.0
SENATORIAL	0	0	0.0	0	0	0.0	0	0	0.0	0	0	0.0
CONGRESSIONAL	0	0	0.0	0	0	0.0	0	0	0.0	0	0	0.0
ASSOC OF STATE DEM CHAIR	0	0	0.0	0	0	0.0	0	0	0.0	0	0	0.0
OTHER NATIONAL	0	0	0.0	0	0	0.0	0	0	0.0	0	0	0.0
STATE/LOCAL	0	0	0.0	1	-1000	100.0	0	0	0.0	1	-1000	100.0
TOTALS	0	0	0.0	2	40376	100.0	0	0	0.0	2	40376	100.0

\*\*SENATE\*\*

COMMITTEE GROUPS	INCUMBENT			CHALLENGER-OTHER			OPEN-SEAT			TOTALS		
	#	\$	%	#	\$	%	#	\$	%	#	\$	%
NATIONAL COMMITTEES	0	0	0.0	0	0	0.0	0	0	0.0	0	0	0.0
SENATORIAL	18	297500	56.1	11	180000	34.0	3	52500	9.9	32	530000	100.0
CONGRESSIONAL	0	0	0.0	1	25	100.0	0	0	0.0	1	25	100.0
ASSOC OF STATE DEM CHAIR	0	0	0.0	0	0	0.0	0	0	0.0	0	0	0.0
OTHER NATIONAL	0	0	0.0	0	0	0.0	0	0	0.0	0	0	0.0
STATE/LOCAL	16	21405	40.1	4	31149	58.3	3	849	1.6	23	53403	100.0
TOTALS	34	318905	54.7	16	211174	36.2	6	53349	9.1	56	583428	100.0

TABLE E

**CONTRIBUTIONS TO CANDIDATES FROM POLITICAL COMMITTEES  
BY OFFICE AND INCUMBENT/CHALLENGER-OTHER/OPEN-SEAT CANDIDATE STATUS**

**NATIONAL AND STATE/LOCAL - DEMOCRATIC**

**\*\*HOUSE\*\***

COMMITTEE GROUPS	INCUMBENT			CHALLENGER-OTHER			OPEN-SEAT			TOTALS		
	#	\$	%	#	\$	%	#	\$	%	#	\$	%
NATIONAL COMMITTEES	16	6850	8.0	47	36498	43.9	33	40050	48.1	96	83198	100.0
SENATORIAL	0	0	0.0	0	0	0.0	0	0	0.0	0	0	0.0
CONGRESSIONAL	71	262072	46.5	111	193336	34.3	37	107672	19.1	219	563080	100.0
ASSOC OF STATE DEM CHAIR	0	0	0.0	0	0	0.0	0	0	0.0	0	0	0.0
OTHER NATIONAL	0	0	0.0	0	0	0.0	0	0	0.0	0	0	0.0
STATE/LOCAL	58	140126	28.4	99	271615	55.0	34	82146	16.6	191	493887	100.0
TOTALS	145	408848	35.9	257	501449	44.0	104	229868	20.2	506	1140165	100.0

**\*\*ALL FEDERAL CANDIDATES\*\***

COMMITTEE GROUPS	INCUMBENT			CHALLENGER-OTHER			OPEN-SEAT			TOTALS		
	#	\$	%	#	\$	%	#	\$	%	#	\$	%
NATIONAL COMMITTEES	16	6650	5.3	48	77874	62.5	33	40050	32.1	97	124574	100.0
SENATORIAL	18	297500	56.1	11	180000	34.0	3	52500	9.9	32	530000	100.0
CONGRESSIONAL	71	262072	46.5	112	193361	34.3	37	107672	19.1	220	563105	100.0
ASSOC OF STATE DEM CHAIR	0	0	0.0	0	0	0.0	0	0	0.0	0	0	0.0
OTHER NATIONAL	0	0	0.0	0	0	0.0	0	0	0.0	0	0	0.0
STATE/LOCAL	74	161531	29.6	104	301764	55.2	37	82995	15.2	215	546290	100.0
TOTALS	179	727753	41.3	275	752999	42.7	110	283217	16.1	564	1763969	100.0



TABLE E

CONTRIBUTIONS TO CANDIDATES FROM POLITICAL COMMITTEES  
BY OFFICE AND INCUMBENT/CHALLENGER-OTHER/OPEN-SEAT CANDIDATE STATUS

NATIONAL AND STATE/LOCAL - REPUBLICAN

\*\*PRESIDENT\*\*

COMMITTEE GROUPS	INCUMBENT			CHALLENGER-OTHER			OPEN-SEAT			TOTALS		
	#	\$	%	#	\$	%	#	\$	%	#	\$	%
NATIONAL COMMITTEES	0	0	0.0	0	0	0.0	0	0	0.0	0	0	0.0
SENATORIAL	0	0	0.0	0	0	0.0	0	0	0.0	0	0	0.0
CONGRESSIONAL	0	0	0.0	0	0	0.0	0	0	0.0	0	0	0.0
NATIONAL FUNDRAISING	0	0	0.0	0	0	0.0	0	0	0.0	0	0	0.0
OTHER NATIONAL	0	0	0.0	0	0	0.0	0	0	0.0	0	0	0.0
STATE/LOCAL	0	0	0.0	0	0	0.0	0	0	0.0	0	0	0.0
TOTALS	0	0	0.0	0	0	0.0	0	0	0.0	0	0	0.0

\*\*SENATE\*\*

COMMITTEE GROUPS	INCUMBENT			CHALLENGER-OTHER			OPEN-SEAT			TOTALS		
	#	\$	%	#	\$	%	#	\$	%	#	\$	%
NATIONAL COMMITTEES	0	0	0.0	1	4500	100.0	0	0	0.0	1	4500	100.0
SENATORIAL	51	213280	38.2	21	295044	52.8	4	50023	9.0	76	558327	100.0
CONGRESSIONAL	0	0	0.0	2	2185	100.0	0	0	0.0	2	2185	100.0
NATIONAL FUNDRAISING	0	0	0.0	0	0	0.0	0	0	0.0	0	0	0.0
OTHER NATIONAL	0	0	0.0	0	0	0.0	0	0	0.0	0	0	0.0
STATE/LOCAL	9	26033	36.0	18	26390	36.5	9	19904	27.5	34	72327	100.0
TOTALS	60	239293	37.5	40	328119	51.5	13	69927	11.0	113	637339	100.0

TABLE E

**CONTRIBUTIONS TO CANDIDATES FROM POLITICAL COMMITTEES  
BY OFFICE AND INCUMBENT/CHALLENGER-OTHER/OPEN-SEAT CANDIDATE STATUS**

**NATIONAL AND STATE/LOCAL - REPUBLICAN**

**\*\*HOUSE\*\***

COMMITTEE GROUPS	INCUMBENT			CHALLENGER-OTHER			OPEN-SEAT			TOTALS		
	#	\$	%	#	\$	%	#	\$	%	#	\$	%
NATIONAL COMMITTEES	81	577916	34.1	98	658778	38.9	54	458984	27.1	233	1695678	100.0
SENATORIAL	0	0	0.0	0	0	0.0	0	0	0.0	0	0	0.0
CONGRESSIONAL	193	1444419	56.6	134	626192	24.5	70	482128	18.9	397	2552739	100.0
NATIONAL FUNDRAISING	0	0	0.0	0	0	0.0	0	0	0.0	0	0	0.0
OTHER NATIONAL	0	0	0.0	0	0	0.0	0	0	0.0	0	0	0.0
STATE/LOCAL	82	275936	37.3	94	313082	42.3	55	151442	20.5	231	740460	100.0
TOTALS	356	2298271	46.1	326	1598052	32.0	179	1092554	21.9	861	4988877	100.0

**\*\*ALL FEDERAL CANDIDATES\*\***

COMMITTEE GROUPS	INCUMBENT			CHALLENGER-OTHER			OPEN-SEAT			TOTALS		
	#	\$	%	#	\$	%	#	\$	%	#	\$	%
NATIONAL COMMITTEES	81	577916	34.0	99	663278	39.0	54	458984	27.0	234	1700178	100.0
SENATORIAL	51	213260	38.2	21	295044	52.8	4	50023	9.0	76	558327	100.0
CONGRESSIONAL	193	1444419	56.5	136	628377	24.6	70	482128	18.9	399	2554924	100.0
NATIONAL FUNDRAISING	0	0	0.0	0	0	0.0	0	0	0.0	0	0	0.0
OTHER NATIONAL	0	0	0.0	0	0	0.0	0	0	0.0	0	0	0.0
STATE/LOCAL	91	301969	37.2	110	339472	41.8	64	171346	21.1	265	812787	100.0
TOTALS	416	2537564	45.1	366	1926171	34.2	192	1162481	20.7	974	5626216	100.0

TABLE F

CONTRIBUTIONS TO CANDIDATES FROM POLITICAL COMMITTEES  
BY CONTRIBUTION AMOUNT  
NATIONAL AND STATE/LOCAL - DEMOCRATIC

NUMBER	COMMITTEE GROUPS	\$1 - 99			\$100 - 249			\$250 - 499			\$500 - 999		
		#	\$	%	#	\$	%	#	\$	%	#	\$	%
1)	DEM NATIONAL COMMS	0	0	.00	8	1550	1.24	31	7900	8.34	29	15000	12.04
2)	DEM SENATORIAL	0	0	.00	0	0	.00	0	0	.00	0	0	.00
3)	DEM CONGRESSIONAL	31	1077	.19	6	851	.15	58	22569	4.01	5	3149	.56
4)	ASSN OF ST DEM CHAIR	0	0	.00	0	0	.00	0	0	.00	0	0	.00
5)	ALABAMA	0	0	.00	0	0	.00	0	0	.00	1	500	2.22
6)	ALASKA	0	0	.00	0	0	.00	0	0	.00	0	0	.00
7)	AMERICAN SAMOA	0	0	.00	0	0	.00	0	0	.00	0	0	.00
8)	ARIZONA	0	0	.00	0	0	.00	0	0	.00	0	0	.00
9)	ARKANSAS	0	0	.00	0	0	.00	0	0	.00	0	0	.00
10)	CALIFORNIA	1	50	.19	4	500	1.91	3	900	3.44	1	500	1.91
11)	CANAL ZONE	0	0	.00	0	0	.00	0	0	.00	0	0	.00
12)	COLORADO	0	0	.00	0	0	.00	4	1030	12.08	0	0	.00
13)	CONNECTICUT	0	0	.00	0	0	.00	0	0	.00	0	0	.00
14)	DELAWARE	0	0	.00	0	0	.00	0	0	.00	0	0	.00
15)	DISTRICT OF COLUMBIA	0	0	.00	0	0	.00	0	0	.00	0	0	.00
16)	FLORIDA	0	0	.00	0	0	.00	0	0	.00	1	500	1.11
17)	GEORGIA	0	0	.00	0	0	.00	0	0	.00	0	0	.00
18)	GUAM	0	0	.00	0	0	.00	0	0	.00	0	0	.00
19)	HAWAII	0	0	.00	0	0	.00	0	0	.00	0	0	.00
20)	IDAHO	0	0	.00	0	0	.00	0	0	.00	0	0	.00
21)	ILLINOIS	0	0	.00	0	0	.00	0	0	.00	0	0	.00
22)	INDIANA	0	0	.00	0	0	.00	0	0	.00	1	500	22.83
23)	IOWA	8	200	.87	0	0	.00	0	0	.00	2	1360	5.92

NUMBER	\$1,000 - 2,499			\$2,500 - 4,999			\$5,000 AND UP			TOTALS			COMMIT MAKING CONTRIB	
	#	\$	%	#	\$	%	#	\$	%	#	\$	%	#	%
1)	19	21000	16.86	5	17748	14.25	5	61376	49.27	97	124574	100.00	1	25.00
2)	0	0	.00	0	0	.00	32	530000	100.00	32	530000	100.00	2	100.00
3)	37	48379	8.59	13	41260	7.33	70	445820	79.17	220	563105	100.00	1	100.00
4)	0	0	.00	0	0	.00	0	0	.00	0	0	.00	0	.00
5)	1	2000	8.89	0	0	.00	2	20000	88.89	4	22500	100.00	2	40.00
6)	0	0	.00	0	0	.00	0	0	.00	0	0	.00	0	.00
7)	0	0	.00	0	0	.00	0	0	.00	0	0	.00	0	.00
8)	0	0	.00	0	0	.00	0	0	.00	0	0	.00	0	.00
9)	3	4000	40.00	0	0	.00	1	6000	60.00	4	10000	100.00	1	50.00
10)	7	11514	44.01	1	2500	9.56	2	10200	38.98	19	26164	100.00	6	42.86
11)	0	0	.00	0	0	.00	0	0	.00	0	0	.00	0	.00
12)	3	3500	41.03	1	4000	46.89	0	0	.00	8	8530	100.00	3	60.00
13)	0	0	.00	0	0	.00	1	28820	100.00	1	28820	100.00	1	33.33
14)	1	1000	100.00	0	0	.00	0	0	.00	1	1000	100.00	1	100.00
15)	0	0	.00	0	0	.00	0	0	.00	0	0	.00	0	.00
16)	3	5000	11.11	4	-1000	-2.22	6	40500	90.00	14	45000	100.00	1	50.00
17)	0	0	.00	0	0	.00	7	35000	100.00	7	35000	100.00	1	33.33
18)	0	0	.00	0	0	.00	0	0	.00	0	0	.00	0	.00
19)	0	0	.00	0	0	.00	0	0	.00	0	0	.00	0	.00
20)	0	0	.00	0	0	.00	2	10000	100.00	2	10000	100.00	1	50.00
21)	0	0	.00	0	0	.00	0	0	.00	0	0	.00	0	.00
22)	1	1690	77.17	0	0	.00	0	0	.00	2	2190	100.00	1	50.00
23)	2	3000	13.05	0	0	.00	2	18423	80.16	14	22983	100.00	5	83.33

TABLE F

CONTRIBUTIONS TO CANDIDATES FROM POLITICAL COMMITTEES  
BY CONTRIBUTION AMOUNT  
NATIONAL AND STATE/LOCAL - DEMOCRATIC

NUMBER	COMMITTEE GROUPS	\$1 - 99			\$100 - 249			\$250 - 499			\$500 - 999		
		#	\$	%	#	\$	%	#	\$	%	#	\$	%
24)	KANSAS	0	0	.00	0	0	.00	0	0	.00	2	1350	14.72
25)	KENTUCKY	0	0	.00	0	0	.00	0	0	.00	0	0	.00
26)	LOUISIANA	0	0	.00	0	0	.00	0	0	.00	0	0	.00
27)	MAINE	0	0	.00	0	0	.00	0	0	.00	0	0	.00
28)	MARYLAND	0	0	.00	0	0	.00	0	0	.00	0	0	.00
29)	MASSACHUSETTS	0	0	.00	1	200	16.67	0	0	.00	0	0	.00
30)	MICHIGAN	23	725	.79	6	720	.79	3	994	1.08	6	3543	3.86
31)	MINNESOTA	0	0	.00	1	236	.49	0	0	.00	0	0	.00
32)	MISSISSIPPI	0	0	.00	0	0	.00	0	0	.00	0	0	.00
33)	MISSOURI	0	0	.00	0	0	.00	0	0	.00	0	0	.00
34)	MONTANA	0	0	.00	0	0	.00	0	0	.00	0	0	.00
35)	NEBRASKA	0	0	.00	0	0	.00	0	0	.00	0	0	.00
36)	NEVADA	0	0	.00	0	0	.00	0	0	.00	0	0	.00
37)	NEW HAMPSHIRE	0	0	.00	0	0	.00	0	0	.00	0	0	.00
38)	NEW JERSEY	0	0	.00	0	0	.00	2	749	59.97	1	500	40.03
39)	NEW MEXICO	0	0	.00	3	345	100.00	0	0	.00	0	0	.00
40)	NEW YORK	0	0	.00	0	0	.00	0	0	.00	0	0	.00
41)	NORTH CAROLINA	0	0	.00	0	0	.00	0	0	.00	0	0	.00
42)	NORTH DAKOTA	0	0	.00	0	0	.00	0	0	.00	0	0	.00
43)	OHIO	0	0	.00	0	0	.00	0	0	.00	3	1600	7.30
44)	OKLAHOMA	0	0	.00	0	0	.00	0	0	.00	0	0	.00
45)	OREGON	0	0	.00	0	0	.00	0	0	.00	0	0	.00
46)	PENNSYLVANIA	0	0	.00	0	0	.00	0	0	.00	0	0	.00

NUMBER	\$1,000 - 2,499			\$2,500 - 4,999			\$5,000 AND UP			TOTALS		COMMIT MAKING CONTRIB	
	#	\$	%	#	\$	%	#	\$	%	#	\$	%	%
24)	2	2820	30.75	0	0	.00	1	5000	54.53	5	9170	100.00	100.00
25)	0	0	.00	0	0	.00	3	15000	100.00	3	15000	100.00	25.00
26)	0	0	.00	0	0	.00	0	0	.00	0	0	.00	.00
27)	0	0	.00	0	0	.00	0	0	.00	0	0	.00	.00
28)	1	2000	100.00	0	0	.00	0	0	.00	1	2000	100.00	14.29
29)	1	1000	83.33	0	0	.00	0	0	.00	2	1200	100.00	100.00
30)	8	9001	9.82	2	7454	8.13	10	69251	75.53	58	91688	100.00	62.50
31)	1	1000	2.07	2	7619	15.77	4	39443	81.67	8	48298	100.00	42.86
32)	1	1105	100.00	0	0	.00	0	0	.00	1	1105	100.00	33.33
33)	1	-1000	-25.00	0	0	.00	1	5000	125.00	2	4000	100.00	50.00
34)	0	0	.00	0	0	.00	0	0	.00	0	0	.00	.00
35)	1	1027	17.04	0	0	.00	1	5000	82.98	2	6027	100.00	50.00
36)	0	0	.00	0	0	.00	0	0	.00	0	0	.00	.00
37)	0	0	.00	0	0	.00	0	0	.00	0	0	.00	.00
38)	0	0	.00	0	0	.00	0	0	.00	3	1249	100.00	33.33
39)	0	0	.00	0	0	.00	0	0	.00	3	345	100.00	100.00
40)	1	1000	25.00	1	3000	75.00	0	0	.00	2	4000	100.00	33.33
41)	0	0	.00	1	3202	7.25	7	40972	92.75	8	44174	100.00	20.00
42)	0	0	.00	1	3202	100.00	0	0	.00	1	3202	100.00	100.00
43)	3	4300	19.61	3	10986	50.10	1	5040	22.99	10	21926	100.00	60.00
44)	0	0	.00	0	0	.00	0	0	.00	0	0	.00	.00
45)	0	0	.00	0	0	.00	0	0	.00	0	0	.00	.00
46)	0	0	.00	0	0	.00	0	0	.00	0	0	.00	.00

TABLE F

CONTRIBUTIONS TO CANDIDATES FROM POLITICAL COMMITTEES  
BY CONTRIBUTION AMOUNT  
NATIONAL AND STATE/LOCAL - DEMOCRATIC

NUMBER	COMMITTEE GROUPS	\$1 - 99			\$100 - 249			\$250 - 499			\$500 - 999		
		#	\$	%	#	\$	%	#	\$	%	#	\$	%
47)	PUERTO RICO	0	0	.00	0	0	.00	0	0	.00	0	0	.00
48)	RHODE ISLAND	0	0	.00	0	0	.00	0	0	.00	0	0	.00
49)	SOUTH CAROLINA	0	0	.00	0	0	.00	0	0	.00	0	0	.00
50)	SOUTH DAKOTA	0	0	.00	0	0	.00	0	0	.00	0	0	.00
51)	TENNESSEE	0	0	.00	0	0	.00	0	0	.00	3	1500	60.00
52)	TEXAS	0	0	.00	0	0	.00	0	0	.00	0	0	.00
53)	UTAH	1	93	.53	0	0	.00	0	0	.00	0	0	.00
54)	VERMONT	0	0	.00	0	0	.00	0	0	.00	0	0	.00
55)	VIRGINIA	0	0	.00	0	0	.00	0	0	.00	2	1000	33.33
56)	VIRGIN ISLANDS	0	0	.00	0	0	.00	0	0	.00	0	0	.00
57)	WASHINGTON	0	0	.00	1	175	100.00	0	0	.00	0	0	.00
58)	WEST VIRGINIA	0	0	.00	0	0	.00	0	0	.00	0	0	.00
59)	WISCONSIN	0	0	.00	0	0	.00	0	0	.00	2	1053	5.20
60)	WYOMING	0	0	.00	0	0	.00	0	0	.00	0	0	.00
61)	FOREIGN COUNTRIES	0	0	.00	0	0	.00	0	0	.00	0	0	.00
**	TOTALS	64	2145	.12	30	4577	.26	101	34142	1.94	59	32055	1.82

NUMBER	\$1,000 - 2,499			\$2,500 - 4,999			\$5,000 AND UP			TOTALS			COMMIT MAKING CONTRIB	
	#	\$	%	#	\$	%	#	\$	%	#	\$	%	#	%
47)	0	0	.00	0	0	.00	0	0	.00	0	0	.00	0	.00
48)	0	0	.00	0	0	.00	0	0	.00	0	0	.00	0	.00
49)	2	2000	17.85	1	2904	25.92	1	6300	56.23	4	11204	100.00	1	100.00
50)	0	0	.00	0	0	.00	0	0	.00	0	0	.00	0	.00
51)	1	1000	40.00	0	0	.00	0	0	.00	4	2500	100.00	1	12.50
52)	1	1900	11.24	0	0	.00	2	15000	88.76	3	16900	100.00	3	23.08
53)	0	0	.00	2	7044	39.83	2	10550	59.65	5	17687	100.00	1	100.00
54)	0	0	.00	0	0	.00	0	0	.00	0	0	.00	0	.00
55)	2	2000	66.67	0	0	.00	0	0	.00	4	3000	100.00	3	30.00
56)	0	0	.00	0	0	.00	0	0	.00	0	0	.00	0	.00
57)	0	0	.00	0	0	.00	0	0	.00	1	175	100.00	1	100.00
58)	0	0	.00	3	9000	100.00	0	0	.00	3	9000	100.00	1	33.33
59)	1	1600	7.90	1	3600	17.78	2	14000	69.13	6	20253	100.00	5	45.45
60)	0	0	.00	0	0	.00	0	0	.00	0	0	.00	0	.00
61)	0	0	.00	0	0	.00	0	0	.00	0	0	.00	0	.00
**	104	131836	7.47	41	122519	6.95	165	1436695	81.45	564	1763969	100.00	80	37.04



TABLE F

CONTRIBUTIONS TO CANDIDATES FROM POLITICAL COMMITTEES  
BY CONTRIBUTION AMOUNT  
NATIONAL AND STATE/LOCAL - REPUBLICAN

NUMBER	COMMITTEE GROUPS	\$1 - 99			\$100 - 249			\$250 - 499			\$500 - 999		
		#	\$	%	#	\$	%	#	\$	%	#	\$	%
1)	REP NATIONAL COMMS	0	0	.00	1	100	.01	1	348	.02	0	0	.00
2)	REP SENATORIAL	1	34	.01	14	2504	.45	19	6277	1.12	4	2507	.45
3)	REP CONGRESSIONAL	50	1604	.06	14	1819	.07	3	997	.04	3	2002	.08
4)	ALABAMA	0	0	.00	0	0	.00	0	0	.00	0	0	.00
5)	ALASKA	0	0	.00	0	0	.00	0	0	.00	0	0	.00
6)	AMERICAN SAMOA	0	0	.00	0	0	.00	0	0	.00	0	0	.00
7)	ARIZONA	2	95	1.32	0	0	.00	1	300	4.16	2	1000	13.87
8)	ARKANSAS	0	0	.00	0	0	.00	0	0	.00	0	0	.00
9)	CALIFORNIA	0	0	.00	4	687	.58	2	500	.42	7	4526	3.81
10)	CANAL ZONE	0	0	.00	0	0	.00	0	0	.00	0	0	.00
11)	COLORADO	0	0	.00	0	0	.00	0	0	.00	0	0	.00
12)	CONNECTICUT	0	0	.00	2	100	.77	0	0	.00	2	1000	7.71
13)	DELAWARE	0	0	.00	0	0	.00	0	0	.00	0	0	.00
14)	DISTRICT OF COLUMBIA	0	0	.00	0	0	.00	0	0	.00	0	0	.00
15)	FLORIDA	0	0	.00	1	200	.96	1	300	1.44	1	900	4.31
16)	GEORGIA	0	0	.00	0	0	.00	1	250	1.30	0	0	.00
17)	GUAM	0	0	.00	0	0	.00	0	0	.00	0	0	.00
18)	HAWAII	0	0	.00	0	0	.00	0	0	.00	0	0	.00
19)	IDAHO	0	0	.00	0	0	.00	0	0	.00	0	0	.00
20)	ILLINOIS	4	60	1.48	0	0	.00	0	0	.00	0	0	.00
21)	INDIANA	2	40	.22	1	104	.58	2	813	4.52	3	2447	13.81
22)	IOWA	0	0	.00	0	0	.00	0	0	.00	0	0	.00
23)	KANSAS	0	0	.00	0	0	.00	0	0	.00	0	0	.00

NUMBER	\$1,000 - 2,499			\$2,500 - 4,999			\$5,000 AND UP			TOTALS			COMMIT MAKING CONTRIB	
	#	\$	%	#	\$	%	#	\$	%	#	\$	%	#	%
1)	15	21120	1.24	25	106436	6.26	192	1572174	92.47	234	1700178	100.00	2	28.57
2)	4	-59	-.01	1	4000	.72	33	543064	97.27	76	558327	100.00	2	100.00
3)	18	27670	1.08	47	188651	7.38	264	2332181	91.28	399	2554924	100.00	1	50.00
4)	0	0	.00	0	0	.00	0	0	.00	0	0	.00	0	.00
5)	0	0	.00	0	0	.00	1	6000	100.00	1	6000	100.00	1	100.00
6)	0	0	.00	0	0	.00	0	0	.00	0	0	.00	0	.00
7)	4	5815	80.65	0	0	.00	0	0	.00	9	7210	100.00	2	100.00
8)	0	0	.00	0	0	.00	2	10000	100.00	2	10000	100.00	1	100.00
9)	17	25184	21.20	9	32374	27.26	10	55500	46.73	49	118771	100.00	13	43.33
10)	0	0	.00	0	0	.00	0	0	.00	0	0	.00	0	.00
11)	0	0	.00	0	0	.00	6	54000	100.00	6	54000	100.00	1	33.33
12)	5	6869	52.96	0	0	.00	1	5000	38.55	10	12969	100.00	6	85.71
13)	0	0	.00	0	0	.00	0	0	.00	0	0	.00	0	.00
14)	0	0	.00	0	0	.00	0	0	.00	0	0	.00	0	.00
15)	0	0	.00	1	3500	16.75	3	16000	76.56	7	20900	100.00	2	66.67
16)	0	0	.00	3	13200	68.75	1	5750	29.95	5	19200	100.00	1	50.00
17)	0	0	.00	0	0	.00	0	0	.00	0	0	.00	0	.00
18)	0	0	.00	0	0	.00	0	0	.00	0	0	.00	0	.00
19)	0	0	.00	0	0	.00	0	0	.00	0	0	.00	0	.00
20)	0	0	.00	1	4000	98.52	0	0	.00	5	4060	100.00	1	25.00
21)	1	1826	10.16	3	12749	70.91	0	0	.00	12	17979	100.00	3	50.00
22)	0	0	.00	5	16500	76.74	1	5000	23.26	6	21500	100.00	1	50.00
23)	0	0	.00	1	4247	100.00	0	0	.00	1	4247	100.00	1	50.00

TABLE F

CONTRIBUTIONS TO CANDIDATES FROM POLITICAL COMMITTEES  
BY CONTRIBUTION AMOUNT  
NATIONAL AND STATE/LOCAL - REPUBLICAN

NUMBER	COMMITTEE GROUPS	\$1 - 99			\$100 - 249			\$250 - 499			\$500 - 999		
		#	\$	%	#	\$	%	#	\$	%	#	\$	%
24)	KENTUCKY	0	0	.00	0	0	.00	2	580	100.00	0	0	.00
25)	LOUISIANA	0	0	.00	0	0	.00	0	0	.00	0	0	.00
26)	MAINE	0	0	.00	0	0	.00	0	0	.00	0	0	.00
27)	MARYLAND	3	92	.61	0	0	.00	0	0	.00	0	0	.00
28)	MASSACHUSETTS	0	0	.00	1	200	.94	0	0	.00	0	0	.00
29)	MICHIGAN	8	280	.72	1	200	.51	2	550	1.41	0	0	.00
30)	MINNESOTA	0	0	.00	0	0	.00	1	250	.82	1	500	1.24
31)	MISSISSIPPI	0	0	.00	0	0	.00	0	0	.00	0	0	.00
32)	MISSOURI	0	0	.00	0	0	.00	0	0	.00	0	0	.00
33)	MONTANA	0	0	.00	0	0	.00	0	0	.00	0	0	.00
34)	NEBRASKA	0	0	.00	0	0	.00	0	0	.00	0	0	.00
35)	NEVADA	0	0	.00	0	0	.00	0	0	.00	0	0	.00
36)	NEW HAMPSHIRE	0	0	.00	0	0	.00	0	0	.00	0	0	.00
37)	NEW JERSEY	0	0	.00	1	120	.33	0	0	.00	0	0	.00
38)	NEW MEXICO	0	0	.00	0	0	.00	0	0	.00	0	0	.00
39)	NEW YORK	0	0	.00	0	0	.00	1	400	8.60	0	0	.00
40)	NORTH CAROLINA	0	0	.00	0	0	.00	0	0	.00	0	0	.00
41)	NORTH DAKOTA	0	0	.00	0	0	.00	0	0	.00	0	0	.00
42)	OHIO	0	0	.00	0	0	.00	0	0	.00	1	500	8.10
43)	OKLAHOMA	0	0	.00	0	0	.00	1	405	1.25	3	1500	4.61
44)	OREGON	2	50	3.23	0	0	.00	0	0	.00	0	0	.00
45)	PENNSYLVANIA	0	0	.00	0	0	.00	0	0	.00	0	0	.00
46)	PUERTD RICO	0	0	.00	0	0	.00	0	0	.00	0	0	.00

NUMBER	\$1,000 - 2,499			\$2,500 - 4,999			\$5,000 AND UP			TOTALS			COMMIT MAKING CONTRIB	
	#	\$	%	#	\$	%	#	\$	%	#	\$	%	#	%
24)	0	0	.00	0	0	.00	0	0	.00	2	580	100.00	2	28.57
25)	0	0	.00	0	0	.00	1	5000	100.00	1	5000	100.00	1	100.00
26)	0	0	.00	0	0	.00	0	0	.00	0	0	.00	0	.00
27)	1	1000	6.83	0	0	.00	2	14000	92.76	6	15092	100.00	3	42.86
28)	0	0	.00	0	0	.00	3	21000	99.08	4	21200	100.00	1	50.00
29)	3	4050	10.40	1	4250	10.91	1	29610	76.04	16	38940	100.00	8	23.53
30)	4	4500	11.13	1	4500	11.13	4	30685	75.89	11	40435	100.00	4	80.00
31)	0	0	.00	1	4464	10.04	5	40000	89.96	6	44464	100.00	1	100.00
32)	0	0	.00	0	0	.00	4	28741	100.00	4	28741	100.00	1	25.00
33)	0	0	.00	0	0	.00	0	0	.00	0	0	.00	0	.00
34)	0	0	.00	0	0	.00	4	25000	100.00	4	25000	100.00	1	100.00
35)	0	0	.00	0	0	.00	0	0	.00	0	0	.00	0	.00
36)	0	0	.00	0	0	.00	1	5500	100.00	1	5500	100.00	1	100.00
37)	1	1000	2.75	2	5280	14.51	6	30000	82.42	10	36400	100.00	2	50.00
38)	0	0	.00	0	0	.00	0	0	.00	0	0	.00	0	.00
39)	1	1000	21.51	1	3250	69.89	0	0	.00	3	4650	100.00	2	25.00
40)	2	2950	27.70	2	7700	72.30	0	0	.00	4	10650	100.00	4	66.67
41)	0	0	.00	0	0	.00	1	9609	100.00	1	9609	100.00	1	50.00
42)	3	3175	51.42	1	2500	40.49	0	0	.00	5	6175	100.00	4	40.00
43)	0	0	.00	2	8600	26.46	3	22000	67.68	9	32505	100.00	3	75.00
44)	1	1500	96.77	0	0	.00	0	0	.00	3	1550	100.00	1	50.00
45)	0	0	.00	3	9315	38.01	2	15190	61.99	5	24505	100.00	1	20.00
46)	0	0	.00	0	0	.00	0	0	.00	0	0	.00	0	.00

TABLE F

CONTRIBUTIONS TO CANDIDATES FROM POLITICAL COMMITTEES  
BY CONTRIBUTION AMOUNT  
NATIONAL AND STATE/LOCAL - REPUBLICAN

NUMBER	COMMITTEE GROUPS	\$1 - 99			\$100 - 249			\$250 - 499			\$500 - 999		
		#	\$	%	#	\$	%	#	\$	%	#	\$	%
47)	RHODE ISLAND	0	0	.00	0	0	.00	0	0	.00	0	0	.00
48)	SOUTH CAROLINA	0	0	.00	1	225	4.50	1	384	7.68	2	1178	23.56
49)	SOUTH DAKOTA	0	0	.00	0	0	.00	0	0	.00	0	0	.00
50)	TENNESSEE	0	0	.00	0	0	.00	0	0	.00	0	0	.00
51)	TEXAS	0	0	.00	0	0	.00	0	0	.00	2	1500	1.79
52)	UTAH	0	0	.00	0	0	.00	0	0	.00	0	0	.00
53)	VERMONT	0	0	.00	0	0	.00	0	0	.00	0	0	.00
54)	VIRGINIA	0	0	.00	2	270	3.59	1	250	3.32	0	0	.00
55)	VIRGIN ISLANDS	0	0	.00	0	0	.00	0	0	.00	0	0	.00
56)	WASHINGTON	0	0	.00	0	0	.00	1	370	8.47	1	500	11.44
57)	WEST VIRGINIA	0	0	.00	1	100	6.67	0	0	.00	0	0	.00
58)	WISCONSIN	4	40	.31	2	300	2.35	7	2249	17.59	4	2100	16.43
59)	WYOMING	0	0	.00	0	0	.00	0	0	.00	0	0	.00
60)	FOREIGN COUNTRIES	0	0	.00	0	0	.00	0	0	.00	0	0	.00
**	TOTALS	76	2295	.04	46	6929	.12	47	15223	.27	36	22160	.39

NUMBER	\$1,000 - 2,499			\$2,500 - 4,999			\$5,000 AND UP			TOTALS			COMMIT MAKING CONTRIB	
	#	\$	%	#	\$	%	#	\$	%	#	\$	%	#	%
47)	0	0	.00	0	0	.00	2	17500	100.00	2	17500	100.00	1	100.00
48)	0	0	.00	1	3214	64.27	0	0	.00	5	5001	100.00	1	100.00
49)	0	0	.00	0	0	.00	1	9800	100.00	1	9800	100.00	1	100.00
50)	0	0	.00	0	0	.00	0	0	.00	0	0	.00	0	.00
51)	2	2500	2.98	0	0	.00	9	80000	95.24	13	84000	100.00	3	13.64
52)	0	0	.00	0	0	.00	1	5000	100.00	1	5000	100.00	1	100.00
53)	0	0	.00	0	0	.00	1	5000	100.00	1	5000	100.00	1	50.00
54)	2	3000	39.89	1	4000	53.19	0	0	.00	6	7520	100.00	4	26.67
55)	0	0	.00	0	0	.00	0	0	.00	0	0	.00	0	.00
56)	3	3500	80.09	0	0	.00	0	0	.00	5	4370	100.00	3	37.50
57)	1	1400	93.33	0	0	.00	0	0	.00	2	1500	100.00	1	100.00
58)	2	4095	32.03	1	4000	31.29	0	0	.00	20	12784	100.00	8	88.89
59)	0	0	.00	0	0	.00	1	12480	100.00	1	12480	100.00	1	100.00
60)	0	0	.00	0	0	.00	0	0	.00	0	0	.00	0	.00
**	90	122095	27.17	113	446730	7.94	566	5010784	89.06	974	5626216	100.00	104	39.69

TABLE G

TOTAL RECEIPTS OF POLITICAL COMMITTEES  
BY RECEIPT AMOUNT

## NATIONAL AND CONV/STATE/LOCAL TOTALS

## DEMOCRATIC AND REPUBLICAN

COMMITTEE GROUPS	#	\$0		#	\$1 - 9,999		#	\$10,000 - 29,999		#	\$30,000 - 99,999	
		\$	%		\$	%		\$	%		\$	%
DEMOCRATIC NATIONAL	2	0	.00	0	0	.00	1	21015	.06	0	0	.00
DEMOCRATIC CONV/STATE/LOCAL	78	0	.00	62	225369	2.96	31	539440	7.08	21	1209501	15.86
DEMOCRATIC TOTALS	80	0	.00	62	225369	.54	32	560455	1.34	21	1209501	2.88
REPUBLICAN NATIONAL	1	0	.00	0	0	.00	0	0	.00	1	43708	.01
REPUBLICAN CONV/STATE/LOCAL	69	0	.00	68	232273	.95	42	718297	2.93	32	1691373	6.89
REPUBLICAN TOTALS	70	0	.00	68	232273	.06	42	718297	.18	33	1735081	.44
TOTALS	150	0	.00	130	457642	.11	74	1278752	.29	54	2944582	.68

COMMITTEE GROUPS	\$100,000 - 499,999			\$500,000 - 999,999			\$1,000,000 AND UP			TOTALS		
	#	\$	%	#	\$	%	#	\$	%	#	\$	%
DEMOCRATIC NATIONAL	0	0	.00	0	0	.00	5	34311191	99.94	8	34332206	100.00
DEMOCRATIC CONV/STATE/LOCAL	15	3468087	45.49	3	2181545	28.61	0	0	.00	210	7623942	100.00
DEMOCRATIC TOTALS	15	3468087	8.27	3	2181545	5.20	5	34311191	81.78	218	41956148	100.00
REPUBLICAN NATIONAL	2	227939	.06	1	585304	.16	6	368402016	99.77	11	369258967	100.00
REPUBLICAN CONV/STATE/LOCAL	33	7285313	29.68	6	4156277	16.93	4	10459287	42.62	254	24542820	100.00
REPUBLICAN TOTALS	35	7513252	1.91	7	4741581	1.20	10	378861303	96.21	265	393801787	100.00
TOTALS	50	10981339	2.52	10	6923126	1.59	15	413172494	94.82	483	435757935	100.00

TABLE H

**CONTRIBUTIONS TO CANDIDATES FROM SEVEN TOTAL RECEIPT CLASSES OF  
POLITICAL COMMITTEES BY CONTRIBUTION AMOUNT  
NATIONAL/STATE/LOCAL TOTALS - DEMOCRATIC**

TOTAL RECEIPT CLASSES		\$1 - 99			\$100 - 249			\$250 - 499			\$500 - 999		
		#	\$	%	#	\$	%	#	\$	%	#	\$	%
UNDER	\$1	0	0	.00	0	0	.00	0	0	.00	0	0	.00
\$	1 TO \$ 9,999	15	485	1.05	6	720	1.58	7	2029	4.39	8	4686	10.14
\$	10,000 TO \$29,999	7	250	.27	5	675	.74	3	1044	1.15	5	2770	3.04
\$	30,000 TO \$99,999	5	243	.21	4	545	.46	0	0	.00	6	3350	2.85
\$	100,000 TO \$499,999	6	90	.05	0	0	.00	0	0	.00	6	3100	1.63
\$	500,000 TO \$999,999	0	0	.00	1	236	.23	2	600	.59	0	0	.00
\$1 MILL.	& UP	31	1077	.09	14	2401	.20	89	30469	2.50	34	18149	1.49
TOTALS		64	2145	.12	30	4577	.26	101	34142	1.94	59	32055	1.82

TOTAL RECEIPT CLASSES		\$1,000 - 2,499			\$2,500 - 4,999			\$5,000 AND UP			TOTALS			COMMITTEES
		#	\$	%	#	\$	%	#	\$	%	#	\$	%	
UNDER	\$1	1	-1000	100.00	0	0	.00	0	0	.00	1	-1000	100.00	1
\$	1 TO \$ 9,999	14	18393	39.78	4	14921	32.27	1	5000	10.81	55	46234	100.00	29
\$	10,000 TO \$29,999	8	10030	11.01	8	26156	28.70	6	50200	55.09	42	91125	100.00	17
\$	30,000 TO \$99,999	11	14900	12.68	5	18030	15.35	10	80410	68.45	41	117478	100.00	13
\$	100,000 TO \$499,999	9	11717	6.16	5	1904	1.00	28	173274	91.16	54	190085	100.00	13
\$	500,000 TO \$999,999	5	8417	8.22	1	2500	2.44	13	90615	88.52	22	102368	100.00	3
\$1 MILL.	& UP	56	69379	5.70	18	59008	4.85	107	1037196	85.18	349	1217679	100.00	4
TOTALS		104	131836	7.47	41	122519	6.95	165	1436695	81.45	564	1763969	100.00	80



TABLE H

CONTRIBUTIONS TO CANDIDATES FROM SEVEN TOTAL RECEIPT CLASSES OF  
POLITICAL COMMITTEES BY CONTRIBUTION AMOUNT  
NATIONAL/STATE/LOCAL TOTALS - REPUBLICAN

TOTAL RECEIPT CLASSES		\$1 - 99			\$100 - 249			\$250 - 499			\$500 - 999		
		#	\$	%	#	\$	%	#	\$	%	#	\$	%
UNDER	\$1	0	0	.00	0	0	.00	0	0	.00	0	0	.00
\$	1 TO \$ 9,999	4	40	.07	3	300	.54	6	2174	3.90	5	2600	4.66
\$	10,000 TO \$29,999	6	110	.19	5	720	1.24	11	3230	5.55	11	6360	10.93
\$	30,000 TO \$99,999	10	292	.26	3	612	.55	3	1034	.93	4	2594	2.33
\$	100,000 TO \$499,999	1	80	.02	4	650	.18	2	500	.14	5	3150	.85
\$	500,000 TO \$999,999	2	40	.03	3	324	.20	2	663	.42	3	2447	1.54
\$	1 MILL. & UP	53	1733	.04	28	4323	.09	23	7622	.16	8	5009	.10
TOTALS		76	2295	.04	46	6929	.12	47	15223	.27	38	22160	.39

TOTAL RECEIPT CLASSES		\$1,000 - 2,499			\$2,500 - 4,999			\$5,000 AND UP			TOTALS			COMMITTEES
		#	\$	%	#	\$	%	#	\$	%	#	\$	%	
UNDER	\$1	1	1000	100.00	0	0	.00	0	0	.00	1	1000	100.00	1
\$	1 TO \$ 9,999	9	13371	23.99	5	15750	28.26	4	21500	38.58	36	55735	100.00	24
\$	10,000 TO \$29,999	16	22869	39.31	5	19880	34.18	1	5000	8.60	55	58169	100.00	26
\$	30,000 TO \$99,999	3	3050	2.74	4	12529	11.25	9	91300	81.95	36	111411	100.00	16
\$	100,000 TO \$499,999	14	19509	5.28	19	71135	19.27	40	274139	74.26	85	369163	100.00	23
\$	500,000 TO \$999,999	3	3500	2.20	5	21349	13.42	16	130741	82.19	34	159064	100.00	7
\$	1 MILL. & UP	44	58796	1.21	75	306087	6.28	496	4488104	92.13	727	4871674	100.00	7
TOTALS		90	122095	2.17	113	446730	7.94	566	5010784	89.06	974	5626216	100.00	104

TABLE I

## LATEST CASH-ON-HAND OF POLITICAL COMMITTEES

## BY CASH-ON-HAND AMOUNT

## NATIONAL AND CONV/STATE/LOCAL TOTALS

## DEMOCRATIC AND REPUBLICAN

COMMITTEE GROUPS	UNDER \$1			\$1 - 999			\$1,000 - 4,999			\$5,000 - 9,999		
	#	\$	%	#	\$	%	#	\$	%	#	\$	%
DEMOCRATIC NATIONAL	2	0	.00	0	0	.00	0	0	.00	1	7133	.59
DEMOCRATIC CONV/STATE/LOCAL	113	0	.00	54	18814	5.73	28	64447	19.64	10	67001	20.42
DEMOCRATIC TOTALS	115	0	.00	54	18814	1.22	28	64447	4.17	11	74134	4.80
REPUBLICAN NATIONAL	4	0	.00	0	0	.00	1	-1411	-.02	0	0	.00
REPUBLICAN CONV/STATE/LOCAL	111	0	.00	58	17848	2.26	52	125698	15.88	17	123378	15.59
REPUBLICAN TOTALS	115	0	.00	58	17848	.24	53	124287	1.66	17	123378	1.65
TOTALS	230	0	.00	112	36660	.41	81	188734	2.09	28	197512	2.19

COMMITTEE GROUPS	\$10,000 - 24,999			\$25,000 - 99,999			\$100,000 AND UP			TOTALS		
	#	\$	%	#	\$	%	#	\$	%	#	\$	%
DEMOCRATIC NATIONAL	1	23856	1.96	0	0	.00	4	1185418	97.45	8	1216407	100.00
DEMOCRATIC CONV/STATE/LOCAL	3	35762	10.90	1	40196	12.25	1	101886	31.05	210	328106	100.00
DEMOCRATIC TOTALS	4	59618	3.86	1	40196	2.60	5	1287304	83.35	218	1544513	100.00
REPUBLICAN NATIONAL	0	0	.00	2	134214	2.01	4	6550295	98.01	11	6683098	100.00
REPUBLICAN CONV/STATE/LOCAL	8	127235	16.08	7	275823	34.85	1	121390	15.34	254	791370	100.00
REPUBLICAN TOTALS	8	127235	1.70	9	410037	5.49	5	6671685	89.26	265	7474468	100.00
TOTALS	12	186853	2.07	10	450233	4.99	10	7958989	88.25	483	9018981	100.00

TABLE J

CONTRIBUTIONS TO CANDIDATES FROM SEVEN LATEST CASH-ON-HAND CLASSES OF  
POLITICAL COMMITTEES BY CONTRIBUTION AMOUNT

## NATIONAL/STATE/LOCAL TOTALS - DEMOCRATIC

LTST CASH-ON-HAND CLS	#	\$1 - 99		#	\$100 - 249		#	\$250 - 499		#	\$500 - 999	
		\$	%		\$	%		\$	%		\$	%
UNOER \$1	0	0	.00	5	520	.95	0	0	.00	3	1738	3.18
\$ 1 TO \$ 999	22	710	.60	5	700	.59	6	1699	1.44	16	8548	7.26
\$ 1,000 TO \$ 4,999	8	215	.14	2	411	.27	4	1374	.90	5	3120	2.05
\$ 5,000 TO \$ 9,999	3	143	.08	0	0	.00	0	0	.00	1	500	.28
\$ 10,000 TO \$24,999	0	0	.00	3	345	.07	2	600	.11	0	0	.00
\$ 25,000 TO \$99,999	0	0	.00	1	200	16.67	0	0	.00	0	0	.00
\$100,000 & UP	31	1077	.15	14	2401	.33	89	30469	4.17	34	18149	2.49
TOTALS	64	2145	.12	30	4577	.26	101	34142	1.94	59	32055	1.82

LTST CASH-ON-HAND CLS	#	\$1,000 - 2,499		#	\$2,500 - 4,999		#	\$5,000 AND UP		#	TOTALS		COMMITTEES
		\$	%		\$	%		\$	%		\$	%	
UNOER \$1	1	-1000	-1.83	2	6202	11.34	3	47243	86.36	14	54703	100.00	9
\$ 1 TO \$ 999	26	34115	28.99	9	32861	27.93	7	39040	33.18	91	117873	100.00	36
\$ 1,000 TO \$ 4,999	8	8925	5.87	4	11904	7.83	19	125994	82.92	50	151943	100.00	18
\$ 5,000 TO \$ 9,999	6	9000	4.95	7	10044	5.53	24	162022	89.17	41	181709	100.00	8
\$ 10,000 TO \$24,999	6	10417	1.98	1	2500	.47	32	512700	97.37	44	526562	100.00	4
\$ 25,000 TO \$99,999	1	1000	83.33	0	0	.00	0	0	.00	2	1200	100.00	1
\$100,000 & UP	56	69379	9.50	18	59008	8.08	80	549696	75.28	322	730179	100.00	4
TOTALS	104	131836	7.47	41	122519	6.95	165	1436695	81.45	584	1783969	100.00	80

TABLE J

CONTRIBUTIONS TO CANDIDATES FROM SEVEN LATEST CASH-ON-HAND CLASSES OF  
POLITICAL COMMITTEES BY CONTRIBUTION AMOUNT

## NATIONAL/STATE/LOCAL TOTALS - REPUBLICAN

LTST CASH-ON-HAND CLS		#	\$1 - 99			#	\$100 - 249			#	\$250 - 499			#	\$500 - 999		
			\$	%			\$	%			\$	%			\$	%	
UNDER	\$1		0	0	.00	3	420	.91	2	650	1.40	0	0	.00			
\$	1 TO \$	999	15	420	.17	5	637	.25	4	1170	.46	4	2416	.96			
\$	1,000 TO \$	4,999	6	100	.06	8	1199	.77	17	5381	3.45	18	10585	6.78			
\$	5,000 TO \$	9,999	4	137	.12	2	350	.30	0	0	.00	6	4150	3.52			
\$	10,000 TO \$	24,999	0	0	.00	0	0	.00	1	400	1.31	0	0	.00			
\$	25,000 TO \$	99,999	50	1604	.04	14	1819	.04	4	1345	.03	4	2502	.06			
\$100,000	&	UP	1	34	.01	14	2504	.41	19	6277	1.03	4	2507	.41			
TOTALS			76	2295	.04	46	6929	.12	47	15223	.27	36	22160	.39			

LTST CASH-ON-HAND CLS		\$1,000 - 2,499			\$2,500 - 4,999			\$5,000 AND UP			TOTALS			COMMITTEES
		#	\$	%	#	\$	%	#	\$	%	#	\$	%	
UNDER	\$1	0	0	.00	6	19280	41.60	4	26000	56.09	15	46350	100.00	6
\$	1 TO \$ 999	16	23656	9.38	6	22400	8.88	24	201610	79.91	74	252309	100.00	35
\$	1,000 TO \$ 4,999	17	24209	15.52	14	53878	34.53	9	60681	38.89	89	156033	100.00	37
\$	5,000 TO \$ 9,999	10	14499	12.31	8	27774	23.57	12	70909	60.18	42	117819	100.00	11
\$	10,000 TO \$24,999	5	5000	16.35	1	4500	14.71	3	20685	67.63	10	30585	100.00	4
\$	25,000 TO \$99,999	38	54790	1.24	77	314898	7.14	475	4033835	91.45	662	4410793	100.00	8
\$100,000	& UP	4	-59	-.01	1	4000	.65	39	597064	97.51	82	612327	100.00	3
TOTALS		90	122095	2.17	113	446730	7.94	566	5010784	89.06	974	5626216	100.00	104

TABLE K

EXPENDITURES ON BEHALF OF CANDIDATES FROM POLITICAL COMMITTEES  
BY OFFICE AND INCUMBENT/CHALLENGER-OTHER/OPEN-SEAT CANDIDATE STATUS

NATIONAL AND STATE/LOCAL - DEMOCRATIC

\*\*PRESIDENT\*\*

COMMITTEE GROUPS	INCUMBENT			CHALLENGER-OTHER			OPEN-SEAT			TOTALS		
	#	\$	%	#	\$	%	#	\$	%	#	\$	%
NATIONAL COMMITTEES	0	0	0.0	1	106157	100.0	0	0	0.0	1	106157	100.0
SENATORIAL	0	0	0.0	0	0	0.0	0	0	0.0	0	0	0.0
CONGRESSIONAL	0	0	0.0	0	0	0.0	0	0	0.0	0	0	0.0
ASSOC OF STATE DEM CHAIR	0	0	0.0	0	0	0.0	0	0	0.0	0	0	0.0
OTHER NATIONAL	0	0	0.0	0	0	0.0	0	0	0.0	0	0	0.0
STATE/LOCAL	0	0	0.0	1	241	100.0	0	0	0.0	1	241	100.0
TOTALS	0	0	0.0	2	106398	100.0	0	0	0.0	2	106398	100.0

\*\*SENATE\*\*

COMMITTEE GROUPS	INCUMBENT			CHALLENGER-OTHER			OPEN-SEAT			TOTALS		
	#	\$	%	#	\$	%	#	\$	%	#	\$	%
NATIONAL COMMITTEES	0	0	0.0	2	23507	61.8	1	14500	38.2	3	38007	100.0
SENATORIAL	17	1008230	53.7	11	677099	36.1	3	191916	10.2	31	1877245	100.0
CONGRESSIONAL	0	0	0.0	0	0	0.0	0	0	0.0	0	0	0.0
ASSOC OF STATE DEM CHAIR	0	0	0.0	0	0	0.0	0	0	0.0	0	0	0.0
OTHER NATIONAL	0	0	0.0	0	0	0.0	0	0	0.0	0	0	0.0
STATE/LOCAL	4	91106	18.7	3	141328	29.0	4	255548	52.4	11	487982	100.0
TOTALS	21	1099336	45.7	16	841934	35.0	8	461964	19.2	45	2403234	100.0

TABLE K

**EXPENDITURES ON BEHALF OF CANDIDATES FROM POLITICAL COMMITTEES  
BY OFFICE AND INCUMBENT/CHALLENGER-OTHER/OPEN-SEAT CANDIDATE STATUS**

**NATIONAL AND STATE/LOCAL - DEMOCRATIC**

**\*\*HOUSE\*\***

COMMITTEE GROUPS	INCUMBENT			CHALLENGER-OTHER			OPEN-SEAT			TOTALS		
	#	\$	%	#	\$	%	#	\$	%	#	\$	%
NATIONAL COMMITTEES	0	0	0.0	0	0	0.0	1	578	100.0	1	578	100.0
SENATORIAL	0	0	0.0	0	0	0.0	0	0	0.0	0	0	0.0
CONGRESSIONAL	22	38789	19.6	53	66458	33.6	15	92689	46.8	90	197936	100.0
ASSOC OF STATE DEM CHAIR	0	0	0.0	0	0	0.0	0	0	0.0	0	0	0.0
OTHER NATIONAL	0	0	0.0	0	0	0.0	0	0	0.0	0	0	0.0
STATE/LOCAL	40	224019	37.7	55	266962	45.0	21	102470	17.3	116	593451	100.0
TOTALS	62	262808	33.2	108	333420	42.1	37	195737	24.7	207	791965	100.0

**\*\*ALL FEDERAL CANDIDATES\*\***

COMMITTEE GROUPS	INCUMBENT			CHALLENGER-OTHER			OPEN-SEAT			TOTALS		
	#	\$	%	#	\$	%	#	\$	%	#	\$	%
NATIONAL COMMITTEES	0	0	0.0	3	129664	89.6	2	15078	10.4	5	144742	100.0
SENATORIAL	17	1008230	53.7	11	677099	36.1	3	191916	10.2	31	1877245	100.0
CONGRESSIONAL	22	38789	19.6	53	66458	33.6	15	92689	46.8	90	197936	100.0
ASSOC OF STATE DEM CHAIR	0	0	0.0	0	0	0.0	0	0	0.0	0	0	0.0
OTHER NATIONAL	0	0	0.0	0	0	0.0	0	0	0.0	0	0	0.0
STATE/LOCAL	44	315125	29.1	59	408531	37.8	25	358018	33.1	128	1081674	100.0
TOTALS	83	1362144	41.3	126	1281752	38.8	45	657701	19.9	254	3301597	100.0

TABLE K

EXPENDITURES ON BEHALF OF CANDIDATES FROM POLITICAL COMMITTEES  
BY OFFICE AND INCUMBENT/CHALLENGER-OTHER/OPEN-SEAT CANDIDATE STATUS

NATIONAL AND STATE/LOCAL - REPUBLICAN

\*\*PRESIDENT\*\*

COMMITTEE GROUPS	INCUMBENT			CHALLENGER-OTHER			OPEN-SEAT			TOTALS		
	#	\$	%	#	\$	%	#	\$	%	#	\$	%
NATIONAL COMMITTEES	0	0	0.0	0	0	0.0	0	0	0.0	0	0	0.0
SENATORIAL	0	0	0.0	0	0	0.0	0	0	0.0	0	0	0.0
CONGRESSIONAL	0	0	0.0	0	0	0.0	0	0	0.0	0	0	0.0
NATIONAL FUNDRAISING	0	0	0.0	0	0	0.0	0	0	0.0	0	0	0.0
OTHER NATIONAL	0	0	0.0	0	0	0.0	0	0	0.0	0	0	0.0
STATE/LOCAL	0	0	0.0	0	0	0.0	0	0	0.0	0	0	0.0
TOTALS	0	0	0.0	0	0	0.0	0	0	0.0	0	0	0.0

\*\*SENATE\*\*

COMMITTEE GROUPS	INCUMBENT			CHALLENGER-OTHER			OPEN-SEAT			TOTALS		
	#	\$	%	#	\$	%	#	\$	%	#	\$	%
NATIONAL COMMITTEES	0	0	0.0	0	0	0.0	0	0	0.0	0	0	0.0
SENATORIAL	11	2027394	23.3	18	4672832	53.7	3	2007311	23.1	32	8707537	100.0
CONGRESSIONAL	0	0	0.0	0	0	0.0	0	0	0.0	0	0	0.0
NATIONAL FUNDRAISING	0	0	0.0	0	0	0.0	0	0	0.0	0	0	0.0
OTHER NATIONAL	0	0	0.0	0	0	0.0	0	0	0.0	0	0	0.0
STATE/LOCAL	2	6298	18.2	1	26060	75.5	1	2188	8.3	4	34524	100.0
TOTALS	13	2033692	23.3	19	4698892	53.8	4	2009477	23.0	38	8742081	100.0

TABLE K

**EXPENDITURES ON BEHALF OF CANDIDATES FROM POLITICAL COMMITTEES  
BY OFFICE AND INCUMBENT/CHALLENGER-OTHER/OPEN-SEAT CANDIDATE STATUS**

**NATIONAL AND STATE/LOCAL - REPUBLICAN**

**\*\*HOUSE\*\***

COMMITTEE GROUPS	INCUMBENT			CHALLENGER-OTHER			OPEN-SEAT			TOTALS		
	#	\$	%	#	\$	%	#	\$	%	#	\$	%
NATIONAL COMMITTEES	4	19549	8.4	10	89031	38.2	10	124384	53.4	24	232964	100.0
SENATORIAL	0	0	0.0	0	0	0.0	0	0	0.0	0	0	0.0
CONGRESSIONAL	69	1874024	37.9	60	1722673	34.8	47	1346552	27.2	176	4943249	100.0
NATIONAL FUNDRAISING	0	0	0.0	0	0	0.0	0	0	0.0	0	0	0.0
OTHER NATIONAL	0	0	0.0	0	0	0.0	0	0	0.0	0	0	0.0
STATE/LOCAL	22	155967	42.5	30	169277	46.2	5	41445	11.3	57	366689	100.0
TOTALS	95	2049540	37.0	100	1980981	35.7	62	1512381	27.3	257	5542902	100.0


**\*\*ALL FEDERAL CANDIDATES\*\***

COMMITTEE GROUPS	INCUMBENT			CHALLENGER-OTHER			OPEN-SEAT			TOTALS		
	#	\$	%	#	\$	%	#	\$	%	#	\$	%
NATIONAL COMMITTEES	4	19549	8.4	10	89031	38.2	10	124384	53.4	24	232964	100.0
SENATORIAL	11	2027394	23.3	18	4672832	53.7	3	2007311	23.1	32	8707537	100.0
CONGRESSIONAL	69	1874024	37.9	60	1722673	34.8	47	1346552	27.2	176	4943249	100.0
NATIONAL FUNDRAISING	0	0	0.0	0	0	0.0	0	0	0.0	0	0	0.0
OTHER NATIONAL	0	0	0.0	0	0	0.0	0	0	0.0	0	0	0.0
STATE/LOCAL	24	162265	40.4	31	195337	48.7	6	43611	10.9	61	401213	100.0
TOTALS	108	4083232	28.6	119	6679873	46.8	66	3521858	24.7	293	14284963	100.0





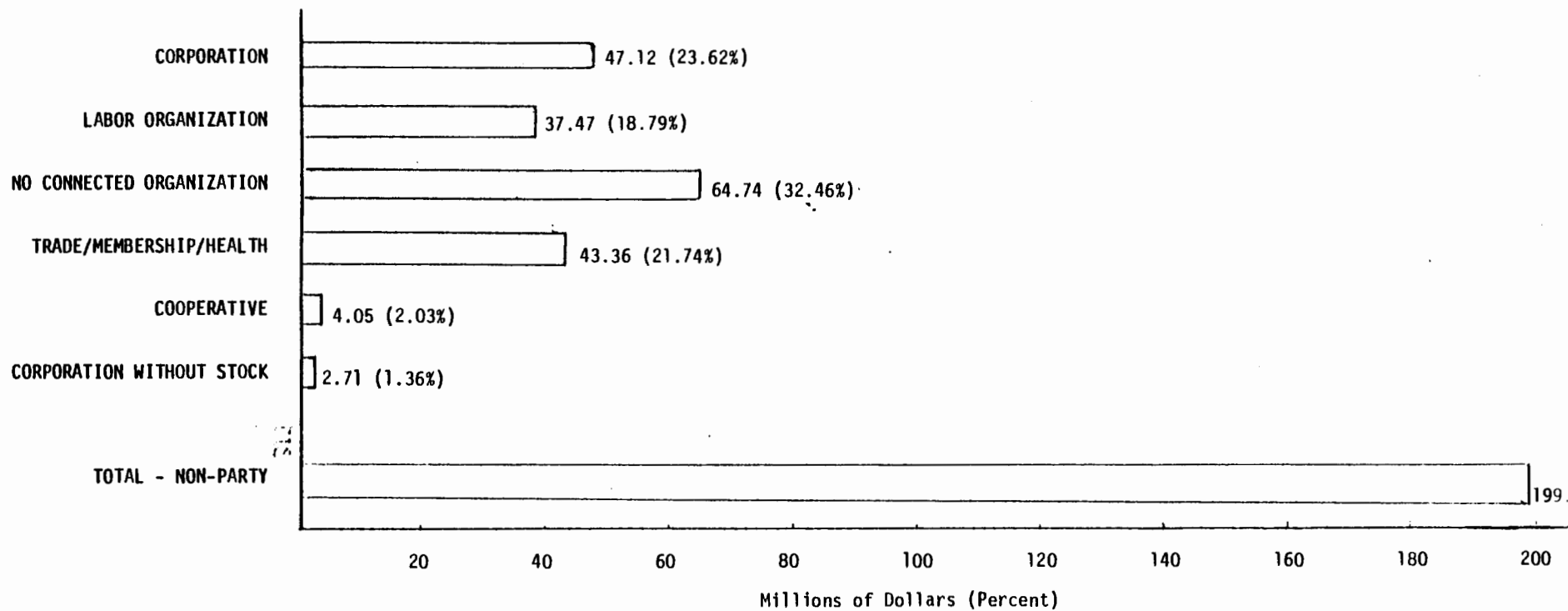




V

GRAPHS AND TABLES: SELECTED FINANCIAL ACTIVITY AND ASSISTANCE  
TO CANDIDATES, NON-PARTY POLITICAL COMMITTEES

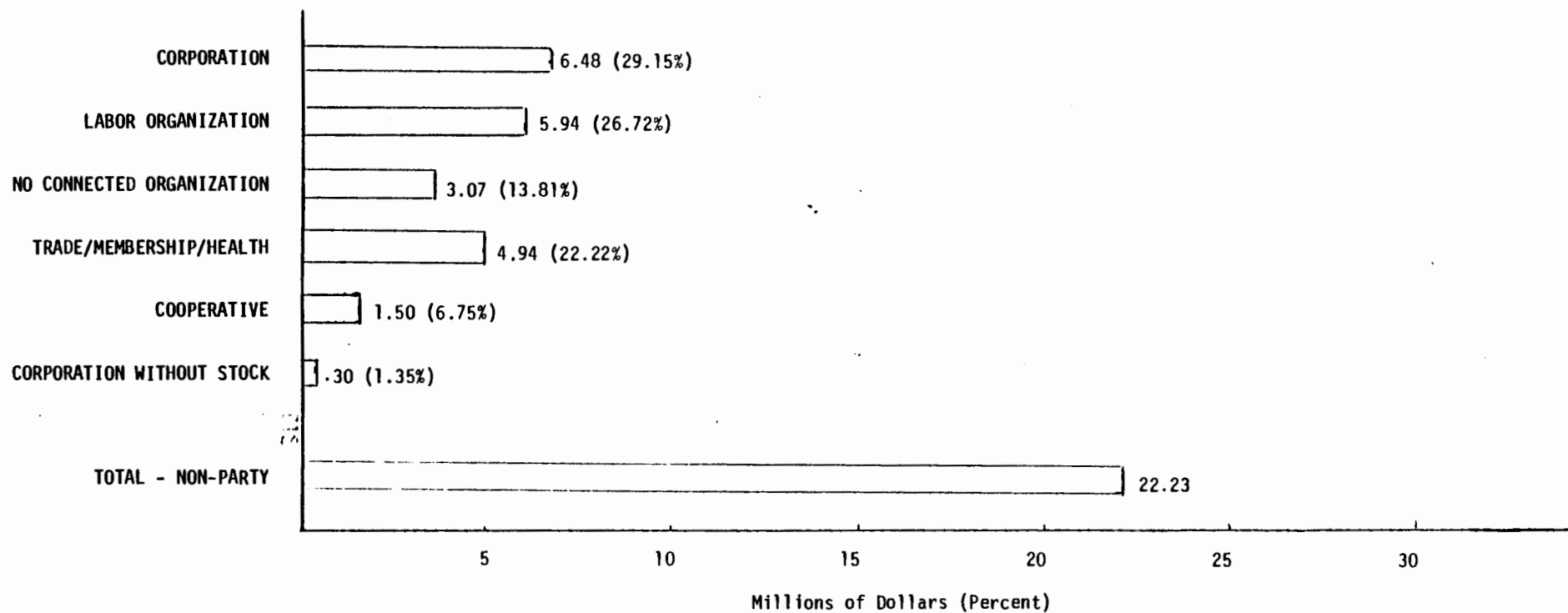
91  
100



1981-82 TOTAL RECEIPTS OF CATEGORIES OF NON-PARTY POLITICAL COMMITTEES MINUS TRANSFERS IN FROM AFFILIATED NON-PARTY COMMITTEES THROUGH DECEMBER 31, 1982\*

\*For a more detailed description of the completeness of the information entered into the computer system, see I - DESCRIPTION OF REPORT, P. vii.

91  
11

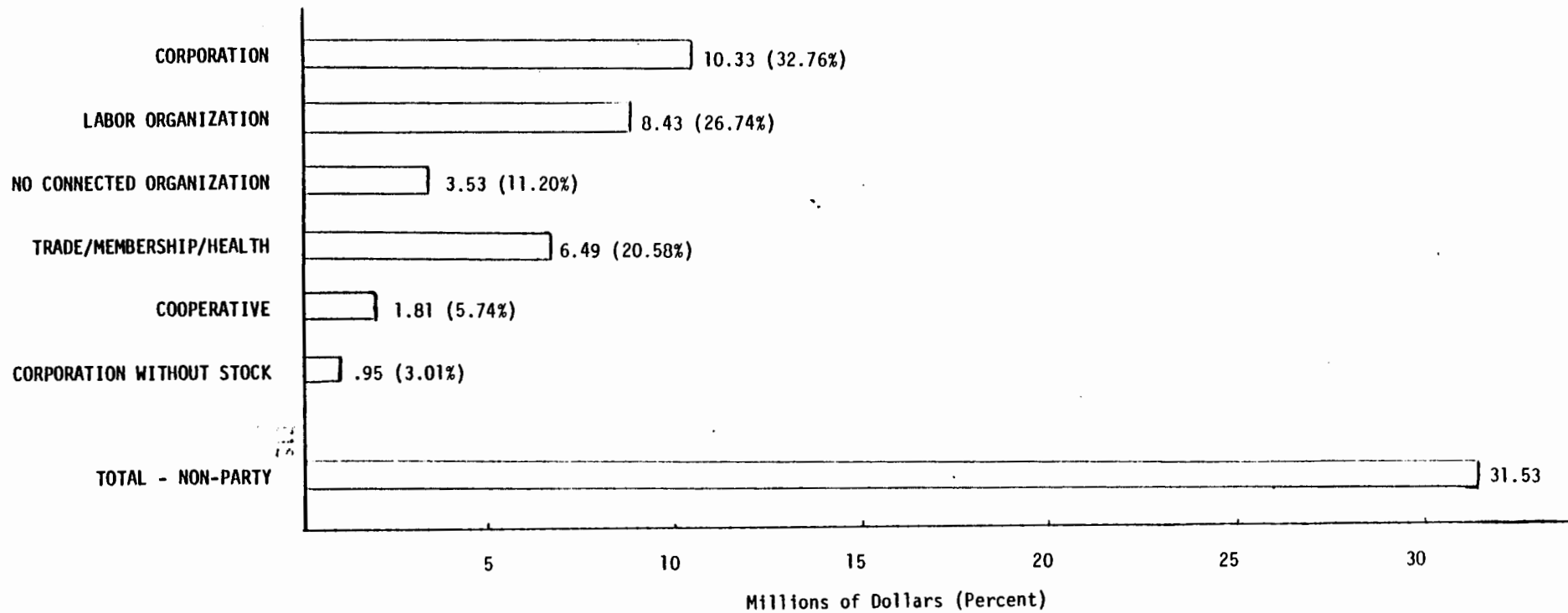


CASH ON HAND ON 1/1/81\* REPORTED BY CATEGORIES OF NON-PARTY POLITICAL COMMITTEES

\*or Initial 1981 Cash on Hand if a Committee registered Subsequent to 1/1/81.

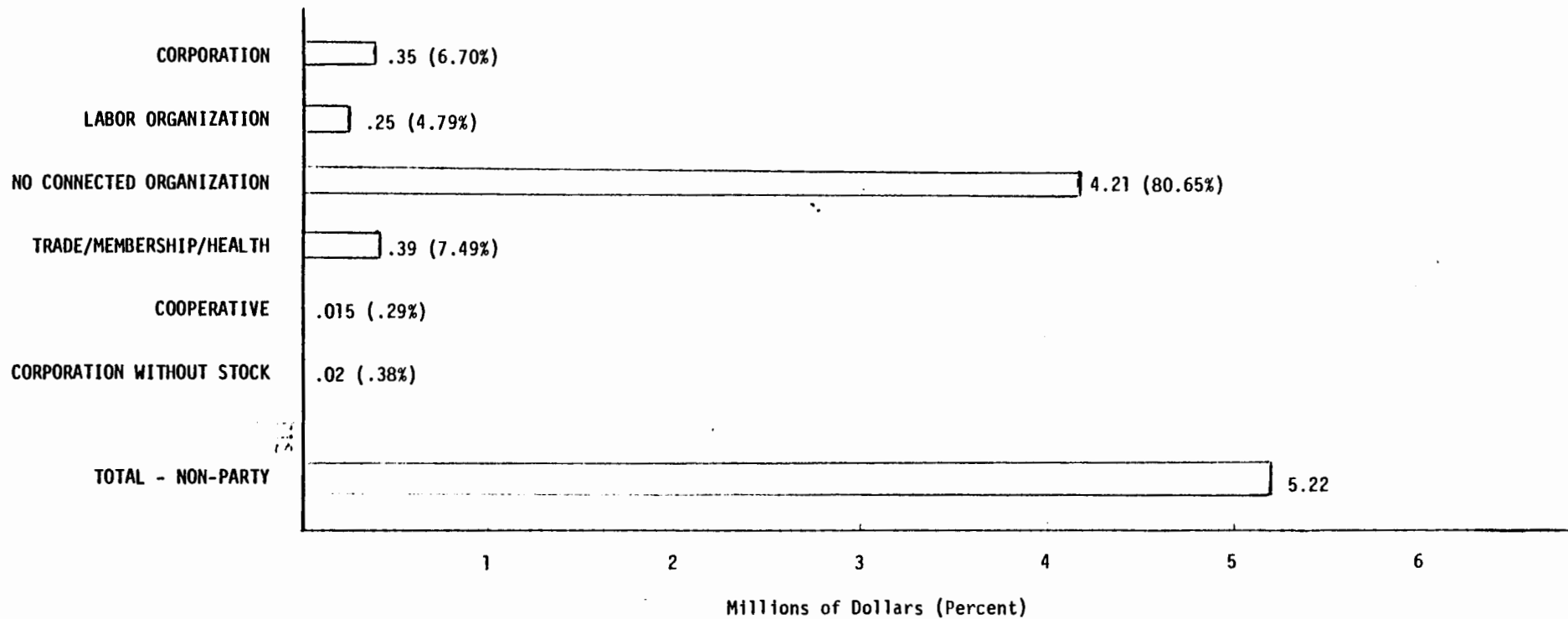


92  
100



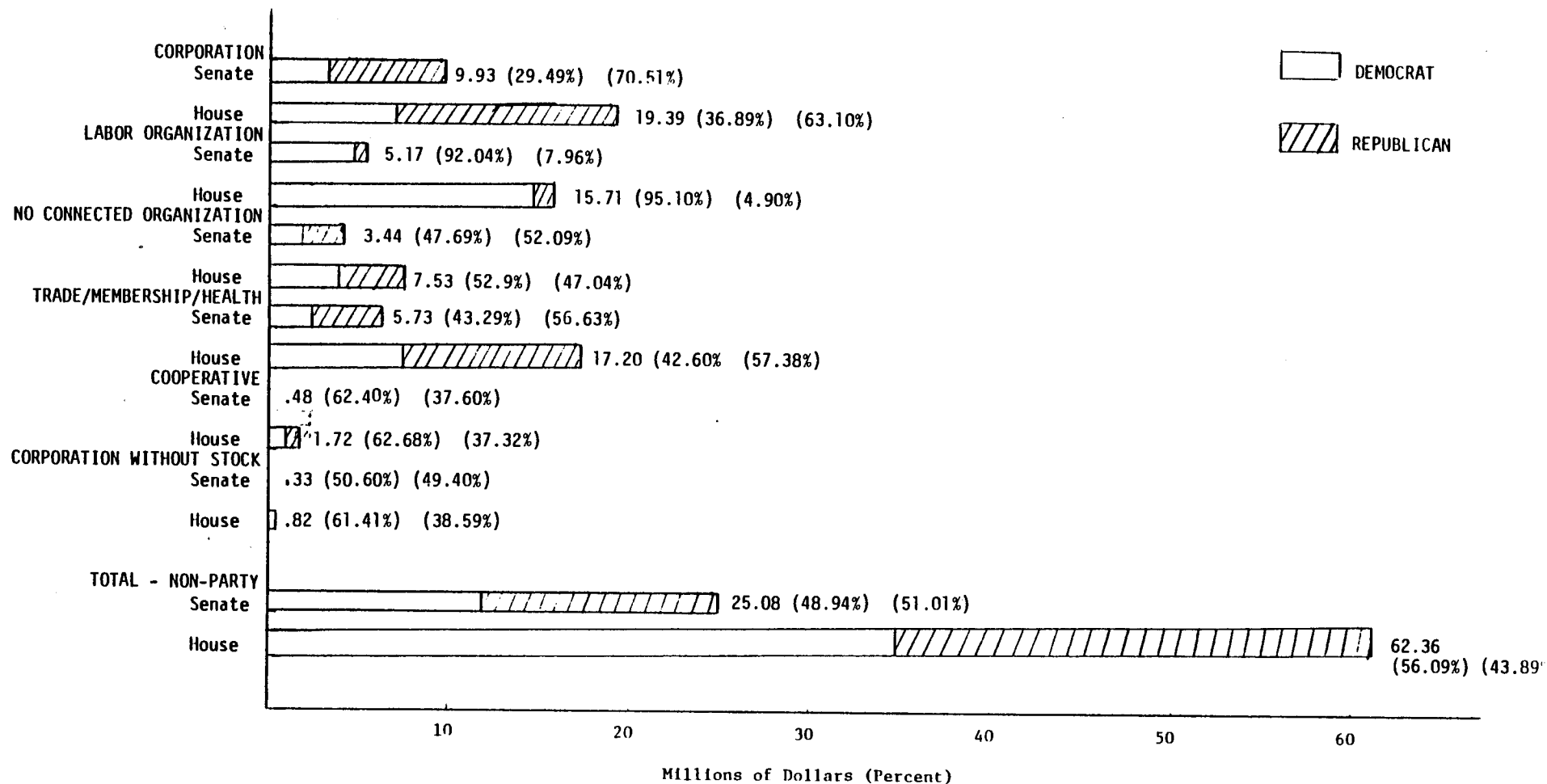
LATEST CASH ON HAND REPORTED BY CATEGORIES OF NON-PARTY POLITICAL COMMITTEES

93  
100



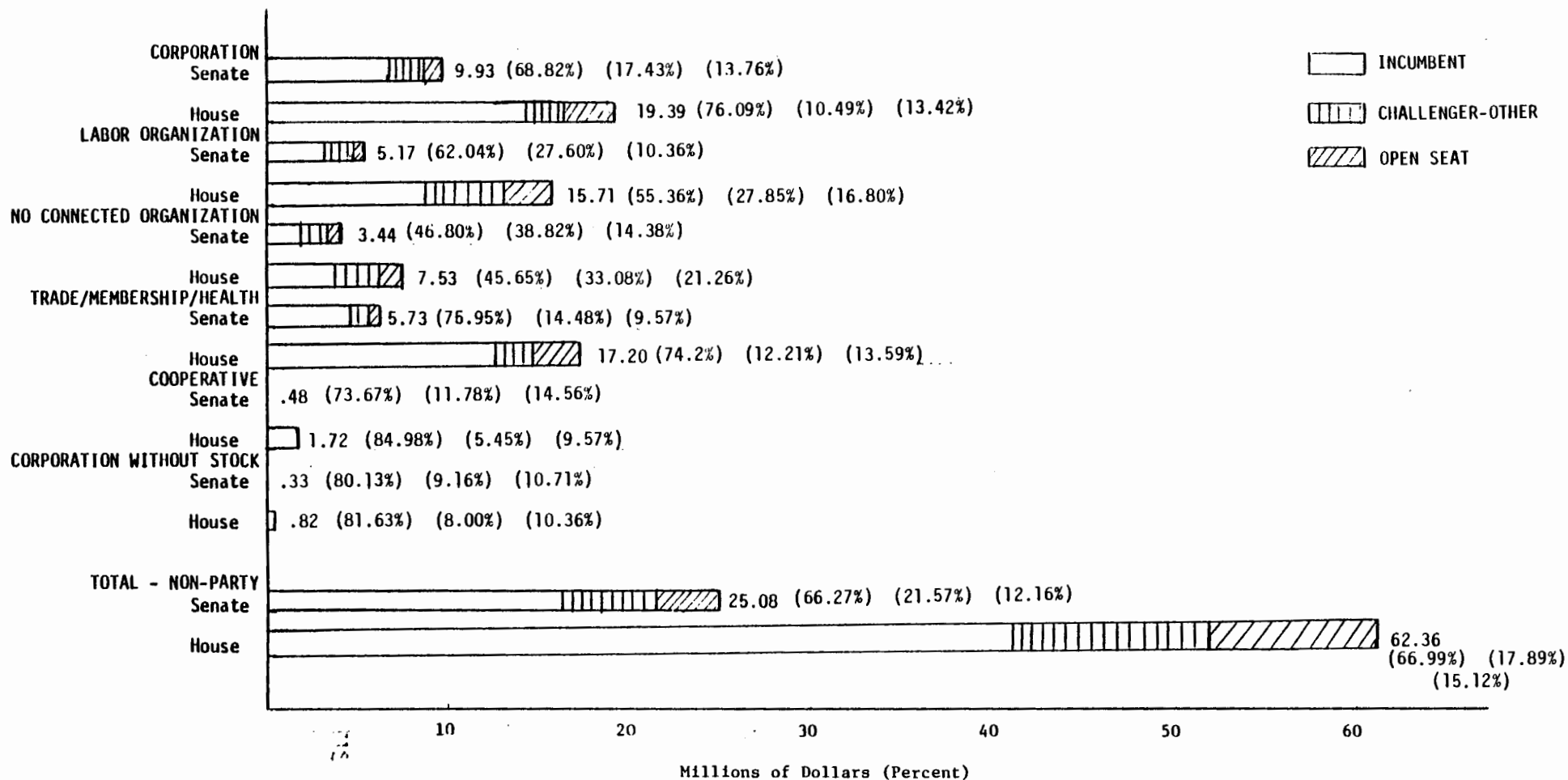
LATEST REPORTED DEBTS OWED BY CATEGORIES OF NON-PARTY POLITICAL COMMITTEES

VI  
E



1981-82 CONTRIBUTIONS TO CANDIDATES REPORTED BY CATEGORIES  
 OF NON-PARTY COMMITTEES BY CANDIDATES' PARTY

91  
12



1981-82 CONTRIBUTIONS TO CANDIDATES REPORTED BY CATEGORIES  
OF NON-PARTY POLITICAL COMMITTEES BY INCUMBENT/CHALLENGER-OTHER/OPEN-SEAT CANDIDATE STATUS



91  
11

17

TABLE A  
-----

SELECTED FINANCIAL ACTIVITY OF POLITICAL COMMITTEES  
AND THEIR ASSISTANCE TO CANDIDATES BY OFFICE AND PARTY

NON-PARTY

- 1) CORPORATIONS
- 2) LABOR ORGANIZATIONS
- 3) NO CONNECTED ORGANIZATIONS
- 4) TRADE/MEMBERSHIP/HEALTH
- 5) COOPERATIVES
- 6) CORPORATIONS WITHOUT STOCK TOTAL
- GRAND TOTAL

# R E C E I P T S

LINE NUMBER	TOTAL RECEIPTS	TRANS IN NON-PARTY AFFIL	TOTAL MINUS TI AFF	NON-PARTY NON-AFFIL CONTRIB	TOTAL PARTY CONTRIB	IN-KIND CONTRIB REG COM	\$500 & UP CONTRIB
1)	47254181	137013	47117168	26288	17000	0	6310743
2)	39062929	1588933	37473996	840153	0	0	87281
3)	64975600	239147	64736453	1290195	11527	16302	14179418
4)	44405525	1048613	43356912	1086093	0	210	3813662
5)	4245900	192498	4053402	8539	0	0	32160
6)	2726175	11750	2714425	16294	0	0	1114389
	202670310	3217954	199452356	3267562	28527	16512	25537653

TABLE A  
-----

SELECTED FINANCIAL ACTIVITY OF POLITICAL COMMITTEES  
AND THEIR ASSISTANCE TO CANDIDATES BY OFFICE AND PARTY

- 1) CORPORATIONS
- 2) LABOR ORGANIZATIONS
- 3) NO CONNECTED ORGANIZATIONS
- 4) TRADE/MEMBERSHIP/HEALTH
- 5) COOPERATIVES
- 6) CORPORATIONS WITHOUT STOCK TOTAL
- GRAND TOTAL

# DISBURSEMENTS

CASH - ON - HAND AND DEBTS

LINE NUMBER	TOTAL DISBURSE MENTS	TRANS OUT NON-PARTY AFFIL	TOTAL MINUS TO AFF	NON-PARTY NON-AFFIL CONTRIB	TOTAL PARTY CONTRIB	CONTRIB REFUNDS	LATEST CASH-ON- HAND	1/1/81 CASH-ON- HAND	DEBTS OWED TO	DEBTS OWED BY
1)	43411164	137941	43273223	1295379	1517613	146230	10322820	6477103	90267	346299
2)	36621196	1808089	34813107	1470492	1948735	5961	8432544	5940404	62364	251349
3)	64554163	254894	64299269	266747	558965	141748	3530072	3071392	317048	4206209
4)	42922397	980998	41941399	468358	1371049	19747	6488368	4936751	22400	385598
5)	3935728	178000	3757728	111100	396550	1636	1805978	1497028	0	15000
6)	2088813	0	2088813	59073	189657	8635	946839	303554	0	20169
	193533461	3359922	190173539	3671149	5982569	323957	31526621	22226232	492079	5224624

TABLE A  
-----

SELECTED FINANCIAL ACTIVITY OF POLITICAL COMMITTEES  
AND THEIR ASSISTANCE TO CANDIDATES BY OFFICE AND PARTY

- 1) CORPORATIONS
- 2) LABOR ORGANIZATIONS
- 3) NO CONNECTED ORGANIZATIONS
- 4) TRADE/MEMBERSHIP/HEALTH
- 5) COOPERATIVES
- 6) CORPORATIONS WITHOUT STOCK TOTAL
- GRAND TOTAL

TOTAL CONTRIBUTIONS TO AND EXPENDITURES ON BEHALF OF ALL CANDIDATES (CONTRIB. TO SEN/HSE BY INCUM/OTH STATUS, BY OFFICE AND PARTY)

LINE NUMBER	INC	SEN/HSE CHAL- OTH	OPEN	DEM	SENATE REP	OTHER	DEM	HOUSE REP	OTHER	TOT. CONTR TO P/S/H CANDID.	TOT. EXPEN ON P/S/H CANDID.
1)	21592092	3765218	3969575	2929684	7004998	0	7154648	12236655	900	29364443	21190
2)	11901913	5801232	3173447	4758953	411523	50	14936653	768913	500	20916367	26550
3)	5050281	3828411	2096867	1642021	1793514	7453	3984805	3543059	4707	10988963	374364
4)	17110516	2928674	2885335	2479153	3243262	5000	7326126	9867484	3500	22939475	804896
5)	1814553	150338	234552	300642	181119	0	1076578	641106	0	2199443	5968
6)	928702	95325	119658	165225	161290	0	501858	315312	0	1144635	17258
	58398057	16569198	12479434	12275678	12795706	12503	34980666	27372529	9607	87553326	1250226



TABLE B

## SELECTED FINANCIAL ACTIVITY OF POLITICAL COMMITTEES

## SUMMARY INFORMATION

## NON-PARTY

COMMITTEE GROUPS	TOTAL RECPT MINUS TRANS IN AFF	TOTAL DISB MINUS TRANS OUT AFF	LATEST CASH-ON HAND	DEBTS OWED TO	DEBTS OWED BY	CONTRIB TO CANDIDATES	EXPEND ON BEHALF OF CANDIDATES	NUMBER OF COMMITTEES
CORPORATION	47117168	43273223	10322820	90267	346299	29364443	21190	1557
LABOR ORGANIZATIONS	37473996	34813107	8432544	62364	251349	20916387	26550	420
NO CONNECTED ORGANIZATION	64736453	64299269	3530072	317048	4206209	10988963	374364	915
TRADE/MEMBERSHIP/HEALTH	43356912	41941399	6488368	22400	385598	22939475	804896	669
COOPERATIVE	4053402	3757728	1805978	0	15000	2199443	5968	51
CORPORATION WITHOUT STOCK	2714425	2088813	946839	0	20169	1144635	17258	110
TOTALS	199452356	190173539	31526621	492079	5224624	87553328	1250226	3722

TABLE C

CONTRIBUTIONS TO CANDIDATES FROM POLITICAL COMMITTEES  
BY CANDIDATES' PARTY  
NON-PARTY

COMMITTEE GROUPS	DEMOCRATIC			REPUBLICAN		
	#	\$	%	#	\$	%
CORPORATION	18078	10108882	34.42	29005	19254786	65.57
LABOR ORGANIZATION	12580	19735381	94.35	984	1180436	5.64
NO CONNECTED ORGANIZATION	4530	5835680	51.28	3698	5341123	48.60
TRADE/MEMBERSHIP/HEALTH	11030	9821229	42.81	12392	13109746	57.15
COOPERATIVE	802	1377718	62.64	585	821725	37.36
CORPORATION WITHOUT STOCK	845	668033	58.36	638	476602	41.64
TOTALS	45863	47346723	54.08	47302	40184418	45.90

COMMITTEE GROUPS	OTHER			TOTALS			COMMIT MAKING CONTRIB	
	#	\$	%	#	\$	%	#	%
CORPORATION	7	975	.00	45088	29364443	100.00	1317	84.59
LABOR ORGANIZATION	2	550	.00	13566	20916367	100.00	293	69.76
NO CONNECTED ORGANIZATION	9	12160	.11	8237	10988963	100.00	407	44.48
TRADE/MEMBERSHIP/HEALTH	5	8500	.04	23427	22939475	100.00	524	78.33
COOPERATIVE	0	0	.00	1387	2199443	100.00	46	90.20
CORPORATION WITHOUT STOCK	0	0	.00	1483	1144635	100.00	78	70.91
TOTALS	23	22185	.03	93188	87553326	100.00	2665	71.60

TABLE D

CONTRIBUTIONS TO CANDIDATES FROM POLITICAL COMMITTEES BY OFFICE,  
INCUMBENT/CHALLENGER-OTHER/OPEN-SEAT CANDIDATE STATUS, AND PARTY

## NON-PARTY

## \*\*PRESIDENT\*\*

## INCUMBENT

COMMITTEE GROUPS	DEMOCRATIC			REPUBLICAN			OTHER			SUBTOTAL		
	#	\$	%	#	\$	%	#	\$	%	#	\$	%
CORPORATION	0	0	0.00	7	-702	-1.87	0	0	0.00	7	-702	-1.87
LABOR ORGANIZATION	0	0	0.00	0	0	0.00	0	0	0.00	0	0	0.00
NO CONNECTED ORG.	0	0	0.00	2	-450	-3.36	0	0	0.00	2	-450	-3.36
TRADE/MEMBER/HEALTH	0	0	0.00	1	-1000	-6.69	0	0	0.00	1	-1000	-6.69
COOPERATIVE	0	0	0.00	1	-500	0.00	0	0	0.00	1	-500	0.00
CORPORATION W/O STOCK	0	0	0.00	0	0	0.00	0	0	0.00	0	0	0.00
TOTALS	0	0	0.00	11	-2652	-2.49	0	0	0.00	11	-2652	-2.49

## CHALLENGER-OTHER

COMMITTEE GROUPS	DEMOCRATIC			REPUBLICAN			OTHER			SUBTOTAL		
	#	\$	%	#	\$	%	#	\$	%	#	\$	%
CORPORATION	23	24350	64.83	17	13835	36.84	3	75	0.20	43	38260	101.87
LABOR ORGANIZATION	22	39775	100.00	0	0	0.00	0	0	0.00	22	39775	100.00
NO CONNECTED ORG.	9	8854	66.05	1	5000	37.30	0	0	0.00	10	13854	103.36
TRADE/MEMBER/HEALTH	12	15950	106.69	0	0	0.00	0	0	0.00	12	15950	106.69
COOPERATIVE	1	500	0.00	0	0	0.00	0	0	0.00	1	500	0.00
CORPORATION W/O STOCK	2	950	100.00	0	0	0.00	0	0	0.00	2	950	100.00
TOTALS	69	90379	84.75	18	18835	17.66	3	75	0.07	90	109289	102.49

TABLE D

CONTRIBUTIONS TO CANDIDATES FROM POLITICAL COMMITTEES BY OFFICE,  
INCUMBENT/CHALLENGER-OTHER/OPEN-SEAT CANDIDATE STATUS, AND PARTY

## NON-PARTY

## \*\*PRESIDENT\*\*

## OPEN-SEAT

COMMITTEE GROUPS	#	DEMOCRATIC \$	%	#	REPUBLICAN \$	%	#	OTHER \$	%	#	SUBTOTAL \$	%
CORPORATION	0	0	0.00	0	0	0.00	0	0	0.00	0	0	0.00
LABOR ORGANIZATION	0	0	0.00	0	0	0.00	0	0	0.00	0	0	0.00
NO CONNECTED DRG.	0	0	0.00	0	0	0.00	0	0	0.00	0	0	0.00
TRADE/MEMBER/HEALTH	0	0	0.00	0	0	0.00	0	0	0.00	0	0	0.00
COOPERATIVE	0	0	0.00	0	0	0.00	0	0	0.00	0	0	0.00
CORPORATION W/D STOCK	0	0	0.00	0	0	0.00	0	0	0.00	0	0	0.00
TOTALS	0	0	0.00	0	0	0.00	0	0	0.00	0	0	0.00

COMMITTEE GROUPS	#	GRAND TOTAL \$	%
CORPORATION	50	37558	100.00
LABOR ORGANIZATION	22	39775	100.00
NO CONNECTED DRG.	12	13404	100.00
TRADE/MEMBER/HEALTH	13	14950	100.00
COOPERATIVE	2	0	100.00
CORPORATION W/O STOCK	2	950	100.00
TOTALS	101	106637	100.00

TABLE D

CONTRIBUTIONS TO CANDIDATES FROM POLITICAL COMMITTEES BY OFFICE,  
INCUMBENT/CHALLENGER-OTHER/OPEN-SEAT CANDIDATE STATUS, AND PARTY

## NON-PARTY

## \*\*SENATE\*\*

## INCUMBENT

COMMITTEE GROUPS	DEMOCRATIC			REPUBLICAN			OTHER			SUBTOTAL		
	#	\$	%	#	\$	%	#	\$	%	#	\$	%
CORPORATION	2523	2607284	26.24	3990	4229481	42.57	0	0	0.00	6513	6836765	68.82
LABOR ORGANIZATION	913	2842799	54.98	189	364923	7.06	0	0	0.00	1102	3207722	62.04
NO CONNECTED ORG.	548	911950	26.49	367	699423	20.31	0	0	0.00	915	1611373	46.80
TRADE/MEMBER/HEALTH	1438	2083582	36.38	1637	2266385	39.57	0	0	0.00	3075	4349967	75.95
COOPERATIVE	90	245217	50.90	74	109675	22.77	0	0	0.00	164	354892	73.67
CORPORATION W/O STOCK	123	151450	46.38	119	110175	33.74	0	0	0.00	242	261625	80.13
TOTALS	5635	8842282	35.25	6376	7780062	31.02	0	0	0.00	12011	16622344	66.27

## CHALLENGER-OTHER

COMMITTEE GROUPS	DEMOCRATIC			REPUBLICAN			OTHER			SUBTOTAL		
	#	\$	%	#	\$	%	#	\$	%	#	\$	%
CORPORATION	273	198609	2.00	1541	1532525	15.43	0	0	0.00	1814	1731134	17.43
LABOR ORGANIZATION	496	1411496	27.30	13	15700	0.30	1	50	0.00	510	1427246	27.60
NO CONNECTED ORG.	245	520373	15.11	313	809187	23.50	6	6953	0.20	564	1336513	38.82
TRADE/MEMBER/HEALTH	193	269300	4.70	411	555184	9.69	2	5000	0.09	606	829484	14.48
COOPERATIVE	13	49825	10.34	7	6910	1.43	0	0	0.00	20	56735	11.78
CORPORATION W/O STOCK	11	8700	2.66	38	21215	6.50	0	0	0.00	49	29915	9.16
TOTALS	1231	2458303	9.80	2323	2940721	11.72	9	12003	0.05	3563	5411027	21.57

TABLE D

CONTRIBUTIONS TO CANDIDATES FROM POLITICAL COMMITTEES BY OFFICE,  
INCUMBENT/CHALLENGER-OTHER/OPEN-SEAT CANDIDATE STATUS, AND PARTY

## NON-PARTY

## \*\*SENATE\*\*

## OPEN-SEAT

COMMITTEE GROUPS	DEMOCRATIC			REPUBLICAN			OTHER			SUBTOTAL		
	#	\$	%	#	\$	%	#	\$	%	#	\$	%
CORPORATION	119	123791	1.25	871	1242992	12.51	0	0	0.00	990	1366783	13.76
LABOR ORGANIZATION	187	504658	9.78	21	30900	0.60	0	0	0.00	208	535558	10.36
NO CONNECTED DRG.	109	209698	6.09	113	284904	8.27	1	500	0.01	223	495102	14.38
TRADE/MEMBER/HEALTH	86	126271	2.20	244	421693	7.36	0	0	0.00	330	547964	9.57
COOPERATIVE	3	5600	1.16	15	64534	13.40	0	0	0.00	18	70134	14.56
CORPORATION W/D STDCK	5	5075	1.55	20	29900	9.18	0	0	0.00	25	34975	10.71
TOTALS	509	975093	3.89	1284	2074923	8.27	1	500	0.00	1794	3050516	12.16

COMMITTEE GROUPS	GRAND TOTAL		
	#	\$	%
CORPORATION	9317	9934682	100.00
LABOR ORGANIZATION	1820	5170526	100.00
NO CONNECTED ORG.	1702	3442988	100.00
TRADE/MEMBER/HEALTH	4011	5727415	100.00
COOPERATIVE	202	481761	100.00
CORPORATION W/D STDCK	318	326515	100.00
TOTALS	17368	25083887	100.00

TABLE D

CONTRIBUTIONS TO CANDIDATES FROM POLITICAL COMMITTEES BY OFFICE,  
INCUMBENT/CHALLENGER-OTHER/OPEN-SEAT CANDIDATE STATUS, AND PARTY

## NON-PARTY

## \*\*HOUSE\*\*

## INCUMBENT

COMMITTEE GRDUPS	DEMOCRATIC			REPUBLICAN			OTHER			SUBTOTAL		
	#	\$	%	#	\$	%	#	\$	%	#	\$	%
CORPORATION	11363	6206051	32.00	16208	8549276	44.09	0	0	0.00	27571	14755327	76.09
LABOR ORGANIZATION	6564	8071487	51.39	665	622704	3.98	0	0	0.00	7229	8694191	55.36
NO CONNECTED ORG.	2093	2057156	27.31	1348	1381752	18.34	0	0	0.00	3441	3438908	45.65
TRADE/MEMBER/HEALTH	7889	5815297	33.82	7759	6945252	40.39	0	0	0.00	15648	12760549	74.20
COOPERATIVE	563	897098	52.23	422	562563	32.75	0	0	0.00	985	1459661	84.98
CORPORATION W/O STOCK	569	410498	50.23	359	256579	31.40	0	0	0.00	928	667077	81.83
TOTALS	29041	23457587	37.61	26761	18318126	29.37	0	0	0.00	55802	41775713	66.99

## CHALLENGER-OTHER

COMMITTEE GROUPS	DEMOCRATIC			REPUBLICAN			OTHER			SUBTOTAL		
	#	\$	%	#	\$	%	#	\$	%	#	\$	%
CORPORATION	652	289994	1.50	3083	1743190	8.99	4	900	0.00	3739	2034084	10.49
LABOR ORGANIZATION	2898	4348477	27.69	37	25009	0.16	1	500	0.00	2936	4373986	27.85
NO CONNECTED ORG.	936	1216432	16.15	914	1270759	16.87	2	4707	0.06	1852	2491898	33.08
TRADE/MEMBER/HEALTH	698	752310	4.37	1008	1343380	7.81	3	3500	0.02	1709	2099190	12.21
COOPERATIVE	61	73453	4.28	21	20150	1.17	0	0	0.00	82	93603	5.45
CORPORATION W/O STOCK	63	44485	5.44	45	20925	2.58	0	0	0.00	108	65410	8.00
TOTALS	5308	6725151	10.78	5108	4423413	7.09	10	9807	0.02	10426	11158171	17.89

TABLE D

CONTRIBUTIONS TO CANDIDATES FROM POLITICAL COMMITTEES BY OFFICE,  
INCUMBENT/CHALLENGER-OTHER/OPEN-SEAT CANDIDATE STATUS, AND PARTY

NON-PARTY												
**HOUSE**												
OPEN-SEAT												
COMMITTEE GROUPS	#	DEMOCRATIC \$	%	#	REPUBLICAN \$	%	#	OTHER \$	%	#	SUBTOTAL \$	%
CORPORATION	1123	658603	3.40	3288	1944189	10.03	0	0	0.00	4411	2602792	13.42
LABOR ORGANIZATION	1500	2516689	16.02	59	121200	0.77	0	0	0.00	1559	2637889	16.80
NO CONNECTED ORG.	590	711217	9.44	640	890548	11.82	0	0	0.00	1230	1601765	21.26
TRADE/MEMBER/HEALTH	714	758519	4.41	1332	1578852	9.18	0	0	0.00	2046	2337371	13.59
COOPERATIVE	71	106025	6.17	45	58393	3.40	0	0	0.00	116	164418	9.57
CORPORATION W/O STOCK	72	46875	5.74	57	37808	4.63	0	0	0.00	129	84683	10.36
TOTALS	4070	4797928	7.69	5421	4630990	7.43	0	0	0.00	9491	9428918	15.12

COMMITTEE GROUPS	#	GRAND TOTAL \$	%
CORPORATION	35721	19392203	100.00
LABOR ORGANIZATION	11724	15706068	100.00
NO CONNECTED ORG.	6523	7532571	100.00
TRADE/MEMBER/HEALTH	19403	17197110	100.00
COOPERATIVE	1183	1717682	100.00
CORPORATION W/O STOCK	1165	817170	100.00
TOTALS	75719	62362802	100.00



TABLE D

CONTRIBUTIONS TO CANDIDATES FROM POLITICAL COMMITTEES BY OFFICE,  
INCUMBENT/CHALLENGER-OTHER/OPEN-SEAT CANDIDATE STATUS, AND PARTY

## NON-PARTY

## \*\*ALL FEDERAL CANDIDATES\*\*

## INCUMBENT

COMMITTEE GROUPS	DEMOCRATIC			REPUBLICAN			OTHER			SUBTOTAL		
	#	\$	%	#	\$	%	#	\$	%	#	\$	%
CORPORATION	13886	8813335	30.01	20205	12778055	43.52	0	0	0.00	34091	21591390	73.53
LABOR ORGANIZATION	7477	10914286	52.18	854	987627	4.72	0	0	0.00	8331	11901913	56.90
NO CONNECTED ORG.	2641	2969106	27.02	1717	2080725	18.93	0	0	0.00	4358	5049831	45.95
TRADE/MEMBER/HEALTH	9327	7898879	34.43	9397	9210637	40.15	0	0	0.00	18724	17109516	74.59
COOPERATIVE	653	1142315	51.94	497	671738	30.54	0	0	0.00	1150	1814053	82.48
CORPORATION W/O STOCK	692	561948	49.09	478	366754	32.04	0	0	0.00	1170	928702	81.14
TOTALS	34676	32299869	36.89	33148	26095536	29.81	0	0	0.00	67824	58395405	66.70

## CHALLENGER-OTHER

COMMITTEE GROUPS	DEMOCRATIC			REPUBLICAN			OTHER			SUBTOTAL		
	#	\$	%	#	\$	%	#	\$	%	#	\$	%
CORPORATION	948	512953	1.75	4641	3289550	11.20	7	975	0.00	5596	3803478	12.95
LABOR ORGANIZATION	3416	5799748	27.73	50	40709	0.19	2	550	0.00	3468	5841007	27.93
NO CONNECTED ORG.	1190	1745659	15.89	1228	2084946	18.97	8	11660	0.11	2426	3842265	34.96
TRADE/MEMBER/HEALTH	903	1037560	4.52	1419	1898564	8.28	5	8500	0.04	2327	2944624	12.84
COOPERATIVE	75	123778	5.63	28	27060	1.23	0	0	0.00	103	150838	6.86
CORPORATION W/O STOCK	76	54135	4.73	83	42140	3.68	0	0	0.00	159	96275	8.41
TOTALS	6608	9273833	10.59	7449	7382969	8.43	22	21685	0.02	14079	16678487	19.05

TABLE D

CONTRIBUTIONS TO CANDIDATES FROM POLITICAL COMMITTEES BY OFFICE,  
INCUMBENT/CHALLENGER-OTHER/OPEN-SEAT CANDIDATE STATUS, AND PARTY

## NON-PARTY

## \*\*ALL FEDERAL CANDIDATES\*\*

## OPEN-SEAT

COMMITTEE GROUPS	#	DEMOCRATIC \$	%	#	REPUBLICAN \$	%	#	OTHER \$	%	#	SUBTOTAL \$	%
CORPORATION	1242	782394	2.66	4159	3187181	10.85	0	0	0.00	5401	3969575	13.52
LABOR ORGANIZATION	1687	3021347	14.44	80	152100	0.73	0	0	0.00	1767	3173447	15.17
NO CONNECTED ORG.	699	920915	8.38	753	1175452	10.70	1	500	0.00	1453	2096867	19.08
TRADE/MEMBER/HEALTH	800	884790	3.86	1576	2000545	8.72	0	0	0.00	2376	2885335	12.58
COOPERATIVE	74	111625	5.08	60	122927	5.59	0	0	0.00	134	234552	10.68
CORPORATION W/O STOCK	77	51950	4.54	77	67708	5.92	0	0	0.00	154	119658	10.45
TOTALS	4579	5773021	6.59	6705	6705913	7.68	1	500	0.00	11285	12479434	14.25

COMMITTEE GROUPS	#	GRAND TOTAL \$	%
CORPORATION	45088	29364443	100.00
LABOR ORGANIZATION	13566	20916367	100.00
NO CONNECTED ORG.	8237	10988963	100.00
TRADE/MEMBER/HEALTH	23427	22939475	100.00
COOPERATIVE	1387	2199443	100.00
CORPORATION W/O STOCK	1483	1144635	100.00
TOTALS	93188	87553326	100.00



TABLE E

CONTRIBUTIONS TO CANDIDATES FROM POLITICAL COMMITTEES  
BY CONTRIBUTION AMOUNT  
NON-PARTY

COMMITTEE GROUPS	\$1 - 99			\$100 - 249			\$250 - 499			\$500 - 999		
	#	\$	%	#	\$	%	#	\$	%	#	\$	%
CORPORATION	396	17108	.08	6002	987638	3.36	14019	3944074	13.43	14452	7935659	27.02
LABOR ORGANIZATION	101	4705	.02	1363	226115	1.08	2155	634366	3.03	3570	2026307	9.69
NO CONNECTED ORGANIZATION	254	9659	.09	1189	157098	1.43	948	264364	2.41	1689	937700	8.53
TRADE/MEMBERSHIP/HEALTH	275	11435	.05	3664	583753	2.54	6160	1721199	7.50	6091	3371489	14.70
COOPERATIVE	13	679	.03	153	24855	1.13	212	59648	2.71	315	175238	7.97
CORPORATION WITHOUT STOCK	15	535	.05	320	53288	4.66	315	86255	7.54	436	236121	20.63
TOTALS	1054	44121	.05	12691	2032747	2.32	23809	6709906	7.66	26553	14682514	16.77

COMMITTEE GROUPS	\$1,000 - 2,499			\$2,500 - 4,999			\$5,000 AND UP			#	TOTALS		COMMITTEES
	#	\$	%	#	\$	%	#	\$	%		\$	%	
CORPORATION	8831	10984867	37.41	993	3081961	10.50	395	2413136	8.22	45088	29364443	100.00	1317
LABOR ORGANIZATION	3837	5156486	24.65	1267	3956556	18.92	1273	8911832	42.61	13566	20916367	100.00	293
NO CONNECTED ORGANIZATION	2883	3649813	33.21	597	1926313	17.53	677	4044016	36.80	8237	10988963	100.00	407
TRADE/MEMBERSHIP/HEALTH	4884	6383031	27.83	1379	4333714	18.89	974	6534854	28.49	23427	22939475	100.00	524
COOPERATIVE	426	571806	26.00	141	457250	20.79	127	909967	41.37	1387	2199443	100.00	46
CORPORATION WITHOUT STOCK	312	388395	33.93	47	143241	12.51	38	236800	20.69	1483	1144635	100.00	78
TOTALS	21173	27134398	30.99	4424	13899035	15.87	3484	23050605	26.33	93188	87553326	100.00	2665

TABLE F

TOTAL RECEIPTS OF POLITICAL COMMITTEES  
BY RECEIPT AMOUNT

COMMITTEE GROUPS	NON-PARTY											
	\$0			\$1 - 9,999			\$10,000 - 29,999			\$30,000 - 99,999		
	#	\$	%	#	\$	%	#	\$	%	#	\$	%
CORPORATION	150	0	.00	522	2282912	4.83	430	7901489	16.72	340	17707898	37.47
LABOR ORGANIZATION	67	0	.00	150	518300	1.33	65	1220833	3.13	69	3998627	10.24
NO CONNECTED ORGANIZATION	306	0	.00	326	1012379	1.56	115	2039487	3.14	95	5051113	7.77
TRADE/MEMBERSHIP/HEALTH	90	0	.00	220	830321	1.87	160	2907084	6.55	120	6555679	14.76
COOPERATIVE	4	0	.00	16	82086	1.93	18	335533	7.90	10	501214	11.80
CORPORATION WITHOUT STOCK	20	0	.00	46	203588	7.47	28	483369	17.73	12	582407	21.36
TOTALS	637	0	.00	1280	4929586	2.43	816	14887795	7.35	646	34396938	16.97

COMMITTEE GROUPS	\$100,000 - 499,999			\$500,000 - 999,999			\$1,000,000 AND UP			TOTALS		
	#	\$	%	#	\$	%	#	\$	%	#	\$	%
CORPORATION	114	18844930	39.88	1	516952	1.09	0	0	.00	1557	47254181	100.00
LABOR ORGANIZATION	47	10524368	26.94	11	8196976	20.98	11	14603825	37.39	420	39062929	100.00
NO CONNECTED ORGANIZATION	52	10971934	16.89	8	5166491	7.95	13	40734196	62.69	915	64975600	100.00
TRADE/MEMBERSHIP/HEALTH	60	11975721	26.97	10	7441207	16.76	9	14695513	33.09	669	44405525	100.00
COOPERATIVE	0	0	.00	2	1569429	36.96	1	1757638	41.40	51	4245900	100.00
CORPORATION WITHOUT STOCK	3	505597	18.55	1	951214	34.89	0	0	.00	110	2726175	100.00
TOTALS	276	52822550	26.06	33	23842269	11.76	34	71791172	35.42	3722	202670310	100.00

TABLE G

CONTRIBUTIONS TO CANDIDATES FROM SEVEN TOTAL RECEIPT CLASSES OF  
POLITICAL COMMITTEES BY CONTRIBUTION AMOUNT  
NON-PARTY

TOTAL RECEIPT CLASSES		#	\$1 - 99	%	#	\$100 - 249	%	#	\$250 - 499	%	#	\$500 - 999	%
			\$			\$			\$			\$	
UNDER	\$1	5	399	.74	28	3835	7.11	24	6830	12.66	30	21402	39.67
\$	1 TO \$ 9,999	285	11937	.49	1994	299092	12.20	1797	511745	20.87	1385	768552	31.35
\$	10,000 TO \$29,999	285	11387	.15	3251	507107	6.80	5231	1461975	19.62	3944	2160521	28.99
\$	30,000 TO \$99,999	226	9765	.05	3643	610000	3.36	8830	2472195	13.64	9126	4991268	27.53
\$	100,000 TO \$499,999	220	8400	.03	2914	489306	1.83	6864	1952448	7.30	9565	5336168	19.96
\$	500,000 TO \$999,999	11	442	.00	250	44015	.37	559	163348	1.38	1413	792588	6.70
\$1 MILL.	& UP	82	1811	.01	613	79392	.38	504	141385	.68	1090	612015	2.93
TOTALS		1054	44121	.05	12691	2032747	2.32	23809	6709906	7.66	26553	14682514	16.77

TOTAL RECEIPT CLASSES		#	\$1,000 - 2,499	%	#	\$2,500 - 4,999	%	#	\$5,000 AND UP	%	#	TOTALS	%	COMMITTEES
			\$			\$			\$			\$		
UNDER	\$1	12	13483	24.99	1	3000	5.56	1	5000	9.27	99	53949	100.00	33
\$	1 TO \$ 9,999	576	679552	27.72	47	140893	5.75	7	40050	1.63	6071	2451821	100.00	906
\$	10,000 TO \$29,999	2004	2387476	32.03	167	515744	6.92	66	408800	5.49	14928	7452990	100.00	774
\$	30,000 TO \$99,999	5411	6693381	36.92	570	1753622	9.67	263	1600128	8.83	28069	18130359	100.00	618
\$	100,000 TO \$499,999	7812	9982730	37.27	1415	4360437	16.31	743	4621361	17.29	29533	26730850	100.00	267
\$	500,000 TO \$999,999	2897	3640488	30.78	970	2986216	25.25	658	4199309	35.51	6558	11826406	100.00	33
\$1 MILL.	& UP	2681	3757288	17.97	1254	4139123	19.80	1746	12175957	58.24	7930	20906951	100.00	34
TOTALS		21173	27134398	30.99	4424	13899035	15.87	3484	23050605	26.33	93188	87553326	100.00	2665

TABLE H

## LATEST CASH-ON-HAND OF POLITICAL COMMITTEES

## BY CASH-ON-HAND AMOUNT

COMMITTEE GROUPS	NON-PARTY											
	UNDER \$1			\$1 - 999			\$1,000 - 4,999			\$5,000 - 9,999		
	#	\$	%	#	\$	%	#	\$	%	#	\$	%
CORPORATION	196	0	.00	320	135924	1.32	490	1305346	12.65	251	1810708	17.54
LABOR ORGANIZATIONS	85	0	.00	92	39110	.46	96	230883	2.74	38	268116	3.18
NO CONNECTED ORGANIZATION	372	0	.00	248	78130	2.21	160	384806	10.90	53	381805	10.82
TRADE/MEMBERSHIP/HEALTH	104	0	.00	150	57288	.88	216	540383	8.33	74	514291	7.93
COOPERATIVE	6	0	.00	10	3041	.17	15	41706	2.31	11	75439	4.18
CORPORATION WITHOUT STOCK	20	0	.00	26	9150	.97	43	114831	12.13	13	90883	9.60
TOTALS	783	0	.00	846	322643	1.02	1020	2617955	8.30	440	3141242	9.96
COMMITTEE GROUPS	\$10,000 - 24,999			\$25,000 - 99,999			\$100,000 AND UP			TOTALS		
	#	\$	%	#	\$	%	#	\$	%	#	\$	%
CORPORATION	232	3556701	34.45	64	2772722	26.86	4	741419	7.18	1557	10322820	100.00
LABOR ORGANIZATIONS	47	722124	8.56	40	2057320	24.40	22	5114991	60.66	420	8432544	100.00
NO CONNECTED ORGANIZATION	54	909048	25.75	21	977537	27.69	7	798746	22.63	915	3530072	100.00
TRADE/MEMBERSHIP/HEALTH	65	1059461	16.33	50	2240248	34.53	10	2076697	32.01	669	6488368	100.00
COOPERATIVE	5	70490	3.90	1	47635	2.64	3	1567667	86.80	51	1805978	100.00
CORPORATION WITHOUT STOCK	5	73998	7.82	2	80171	8.47	1	577806	61.02	110	946839	100.00
TOTALS	408	6391822	20.27	178	8175633	25.93	47	10877326	34.50	3722	31526621	100.00

TABLE I

CONTRIBUTIONS TO CANDIDATES FROM SEVEN LATEST CASH-ON-HAND CLASSES OF  
POLITICAL COMMITTEES BY CONTRIBUTION AMOUNT

## NON-PARTY

LTST CASH-ON-HAND CLS	#	\$1 - 99		#	\$100 - 249		#	\$250 - 499		#	\$500 - 999	
		\$	%		\$	%		\$	%		\$	%
UNDER \$1	107	4090	.91	226	34170	7.83	301	84283	18.81	214	126702	28.28
\$ 1 TO \$ 999	228	10437	.25	1855	286195	6.87	2135	600348	14.41	1636	911378	21.87
\$ 1,000 TO \$ 4,999	230	10889	.09	3637	577161	4.57	5930	1665857	13.20	5685	3111728	24.66
\$ 5,000 TO \$ 9,999	173	6451	.06	2111	338604	3.33	4517	1274295	12.53	4723	2599436	25.56
\$ 10,000 TO \$24,999	189	7139	.04	2527	417426	2.54	6361	1793864	10.91	6934	3841851	23.38
\$ 25,000 TO \$99,999	128	4360	.02	1898	305947	1.30	3575	1009387	4.28	5171	2877142	12.21
\$100,000 & UP	19	755	.00	437	73244	.36	990	281872	1.40	2190	1214277	6.03
TOTALS	1054	44121	.05	12691	2032747	2.32	23809	6709906	7.66	26553	14682514	16.77

LTST CASH-ON-HAND CLS	#	\$1,000 - 2,499		#	\$2,500 - 4,999		#	\$5,000 AND UP		#	TOTALS		COMMITTEES
		\$	%		\$	%		\$	%		\$	%	
UNDER \$1	101	118051	26.35	16	48300	10.78	5	32400	7.23	970	447996	100.00	130
\$ 1 TO \$ 999	968	1223174	29.35	188	550378	13.21	97	585007	14.04	7107	4166917	100.00	601
\$ 1,000 TO \$ 4,999	3449	4216717	33.42	488	1501647	11.90	251	1535101	12.16	19870	12619100	100.00	907
\$ 5,000 TO \$ 9,999	3020	3776958	37.13	359	1152428	11.33	174	1022855	10.06	15077	10171027	100.00	414
\$ 10,000 TO \$24,999	4861	6108174	37.16	672	2082422	12.67	354	2184441	13.29	21878	16435317	100.00	396
\$ 25,000 TO \$99,999	5275	6907738	29.31	1503	4702845	19.96	1165	7757353	32.92	18715	23564772	100.00	171
\$100,000 & UP	3499	4783586	23.74	1198	3861015	19.16	1438	9933448	49.30	9771	20148197	100.00	46
TOTALS	21173	27134398	30.99	4424	13899035	15.87	3484	23050605	26.33	93188	87553326	100.00	2665



11

TABLE J

EXPENDITURES ON BEHALF OF CANDIDATES FROM POLITICAL COMMITTEES  
BY CANDIDATES' PARTY  
NON-PARTY

COMMITTEE GROUPS	DEMOCRATIC			REPUBLICAN		
	#	\$	%	#	\$	%
CORPORATION	14	13931	65.74	14	7259	34.26
LABOR ORGANIZATION	17	25176	94.82	3	1374	5.18
NO CONNECTED ORGANIZATION	64	79659	21.28	149	294705	78.72
TRADE/MEMBERSHIP/HEALTH	56	257504	31.99	154	547392	68.01
COOPERATIVE	2	2000	33.51	2	3968	66.49
CORPORATION WITHOUT STOCK	5	4807	27.85	4	12451	72.15
TOTALS	158	383077	30.64	326	867149	69.38

COMMITTEE GROUPS	OTHER			TOTALS			COMMIT MAKING EXPEND	
	#	\$	%	#	\$	%	#	%
CORPORATION	0	0	.00	28	21190	100.00	9	.58
LABOR ORGANIZATION	0	0	.00	20	26550	100.00	12	2.86
NO CONNECTED ORGANIZATION	0	0	.00	213	374364	100.00	40	4.38
TRADE/MEMBERSHIP/HEALTH	0	0	.00	210	804896	100.00	18	2.69
COOPERATIVE	0	0	.00	4	5968	100.00	2	3.92
CORPORATION WITHOUT STOCK	0	0	.00	9	17258	100.00	4	3.84
TOTALS	0	0	.00	484	1250226	100.00	85	2.28

TABLE K

EXPENDITURES ON BEHALF OF CANDIDATES FROM POLITICAL COMMITTEES BY OFFICE,  
INCUMBENT/CHALLENGER-OTHER/OPEN-SEAT CANDIDATE STATUS, AND PARTY

## NON-PARTY

## \*\*PRESIDENT\*\*

## INCUMBENT

COMMITTEE GROUPS	DEMOCRATIC			REPUBLICAN			OTHER			SUBTOTAL		
	#	\$	%	#	\$	%	#	\$	%	#	\$	%
CORPORATION	0	0	0.00	0	0	0.00	0	0	0.00	0	0	0.00
LABOR ORGANIZATION	0	0	0.00	0	0	0.00	0	0	0.00	0	0	0.00
NO CONNECTED ORG.	0	0	0.00	3	82174	99.40	0	0	0.00	3	82174	99.40
TRADE/MEMBER/HEALTH	0	0	0.00	2	2996	100.00	0	0	0.00	2	2996	100.00
COOPERATIVE	0	0	0.00	0	0	0.00	0	0	0.00	0	0	0.00
CORPORATION W/O STOCK	0	0	0.00	0	0	0.00	0	0	0.00	0	0	0.00
TOTALS	0	0	0.00	5	85170	98.77	0	0	0.00	5	85170	98.77

## CHALLENGER-OTHER

COMMITTEE GROUPS	DEMOCRATIC			REPUBLICAN			OTHER			SUBTOTAL		
	#	\$	%	#	\$	%	#	\$	%	#	\$	%
CORPORATION	0	0	0.00	0	0	0.00	0	0	0.00	0	0	0.00
LABOR ORGANIZATION	1	568	100.00	0	0	0.00	0	0	0.00	1	568	100.00
NO CONNECTED ORG.	1	497	0.60	0	0	0.00	0	0	0.00	1	497	0.60
TRADE/MEMBER/HEALTH	0	0	0.00	0	0	0.00	0	0	0.00	0	0	0.00
COOPERATIVE	0	0	0.00	0	0	0.00	0	0	0.00	0	0	0.00
CORPORATION W/O STOCK	0	0	0.00	0	0	0.00	0	0	0.00	0	0	0.00
TOTALS	2	1065	1.23	0	0	0.00	0	0	0.00	2	1065	1.23

TABLE K

EXPENDITURES ON BEHALF OF CANDIDATES FROM POLITICAL COMMITTEES BY OFFICE,  
INCUMBENT/CHALLENGER-OTHER/OPEN-SEAT CANDIDATE STATUS, AND PARTY

## NON-PARTY

## \*\*PRESIDENT\*\*

## OPEN-SEAT

COMMITTEE GROUPS	#	DEMOCRATIC		#	REPUBLICAN		#	OTHER		#	SUBTOTAL	
		\$	%		\$	%		\$	%		\$	%
CORPORATION	0	0	0.00	0	0	0.00	0	0	0.00	0	0	0.00
LABOR ORGANIZATION	0	0	0.00	0	0	0.00	0	0	0.00	0	0	0.00
NO CONNECTED ORG.	0	0	0.00	0	0	0.00	0	0	0.00	0	0	0.00
TRADE/MEMBER/HEALTH	0	0	0.00	0	0	0.00	0	0	0.00	0	0	0.00
COOPERATIVE	0	0	0.00	0	0	0.00	0	0	0.00	0	0	0.00
CORPORATION W/O STOCK	0	0	0.00	0	0	0.00	0	0	0.00	0	0	0.00
TOTALS	0	0	0.00	0	0	0.00	0	0	0.00	0	0	0.00

COMMITTEE GROUPS	#	GRAND TOTAL	
		\$	%
CORPORATION	0	0	0.00
LABOR ORGANIZATION	1	588	100.00
NO CONNECTED ORG.	4	82671	100.00
TRADE/MEMBER/HEALTH	2	2996	100.00
COOPERATIVE	0	0	0.00
CORPORATION W/O STOCK	0	0	0.00
TOTALS	7	86235	100.00

TABLE K

EXPENDITURES ON BEHALF OF CANDIDATES FROM POLITICAL COMMITTEES BY OFFICE,  
INCUMBENT/CHALLENGER-OTHER/OPEN-SEAT CANDIDATE STATUS, AND PARTY

## NON-PARTY

## \*\*SENATE\*\*

## INCUMBENT

COMMITTEE GROUPS	DEMOCRATIC			REPUBLICAN			OTHER			SUBTOTAL		
	#	\$	%	#	\$	%	#	\$	%	#	\$	%
CORPORATION	3	2500	43.65	1	978	17.07	0	0	0.00	4	3478	60.72
LABOR ORGANIZATION	2	2603	91.37	1	187	6.56	0	0	0.00	3	2790	97.93
NO CONNECTED ORG.	9	33627	17.48	25	26920	13.99	0	0	0.00	34	60547	31.47
TRAQE/MEMBER/HEALTH	10	55894	27.94	16	78849	39.41	0	0	0.00	26	134743	67.35
COOPERATIVE	2	2000	33.51	1	2000	33.51	0	0	0.00	3	4000	67.02
CORPORATION W/O STOCK	0	0	0.00	0	0	0.00	0	0	0.00	0	0	0.00
TOTALS	26	96624	23.74	44	108934	26.76	0	0	0.00	70	205558	50.50

## CHALLENGER-OTHER

COMMITTEE GROUPS	DEMOCRATIC			REPUBLICAN			OTHER			SUBTOTAL		
	#	\$	%	#	\$	%	#	\$	%	#	\$	%
CORPORATION	1	1500	26.19	1	500	8.73	0	0	0.00	2	2000	34.92
LABOR ORGANIZATION	1	59	2.07	0	0	0.00	0	0	0.00	1	59	2.07
NO CONNECTED ORG.	4	1040	0.54	16	99116	51.51	0	0	0.00	20	100156	52.05
TRAQE/MEMBER/HEALTH	2	10930	5.46	7	16704	8.35	0	0	0.00	9	27634	13.81
COOPERATIVE	0	0	0.00	0	0	0.00	0	0	0.00	0	0	0.00
CORPORATION W/O STOCK	0	0	0.00	0	0	0.00	0	0	0.00	0	0	0.00
TOTALS	8	13529	3.32	24	116320	28.58	0	0	0.00	32	129849	31.90

TABLE K

EXPENDITURES ON BEHALF OF CANDIDATES FROM POLITICAL COMMITTEES BY OFFICE,  
INCUMBENT/CHALLENGER-OTHER/OPEN-SEAT CANDIDATE STATUS, AND PARTY

NON-PARTY												
**SENATE**												
OPEN-SEAT												
COMMITTEE GROUPS	#	DEMOCRATIC		#	REPUBLICAN		#	OTHER		#	SUBTOTAL	
		\$	%		\$	%		\$	%		\$	%
CORPORATION	0	0	0.00	1	250	4.36	0	0	0.00	1	250	4.36
LABOR ORGANIZATION	0	0	0.00	0	0	0.00	0	0	0.00	0	0	0.00
NO CONNECTED ORG.	5	4195	2.18	10	27528	14.31	0	0	0.00	15	31723	16.49
TRADE/MEMBER/HEALTH	1	14890	7.44	4	22804	11.40	0	0	0.00	5	37694	18.84
COOPERATIVE	0	0	0.00	1	1968	32.98	0	0	0.00	1	1968	32.98
CORPORATION W/O STOCK	0	0	0.00	0	0	0.00	0	0	0.00	0	0	0.00
TOTALS	6	19085	4.69	16	52550	12.91	0	0	0.00	22	71635	17.60

COMMITTEE GROUPS	#	GRAND TOTAL	
		\$	%
CORPORATION	7	5728	100.00
LABOR ORGANIZATION	4	2849	100.00
NO CONNECTED ORG.	69	192426	100.00
TRADE/MEMBER/HEALTH	40	200071	100.00
COOPERATIVE	4	5968	100.00
CORPORATION W/O STOCK	0	0	0.00
TOTALS	124	407042	100.00

TABLE K

EXPENDITURES ON BEHALF OF CANDIDATES FROM POLITICAL COMMITTEES BY OFFICE,  
INCUMBENT/CHALLENGER-OTHER/OPEN-SEAT CANDIDATE STATUS, AND PARTY

## NON-PARTY

## \*\*HOUSE\*\*

## INCUMBENT

COMMITTEE GROUPS	#	DEMOCRATIC		#	REPUBLICAN		#	OTHER		#	SUBTOTAL	
		\$	%		\$	%		\$	%		\$	%
CORPORATION	6	3354	21.69	6	3781	24.45	0	0	0.00	12	7135	46.15
LABOR ORGANIZATION	9	14842	64.16	1	1000	4.32	0	0	0.00	10	15842	68.48
NO CONNECTED ORG.	30	29523	29.74	54	40921	41.22	0	0	0.00	84	70444	70.96
TRADE/MEMBER/HEALTH	35	138170	22.96	89	319160	53.03	0	0	0.00	124	457330	75.99
COOPERATIVE	0	0	0.00	0	0	0.00	0	0	0.00	0	0	0.00
CORPORATION W/O STOCK	3	3441	19.94	1	4036	23.39	0	0	0.00	4	7477	43.32
TOTALS	83	189330	25.01	151	368898	48.73	0	0	0.00	234	558228	73.75

## CHALLENGER-OTHER

COMMITTEE GROUPS	#	DEMOCRATIC		#	REPUBLICAN		#	OTHER		#	SUBTOTAL	
		\$	%		\$	%		\$	%		\$	%
CORPORATION	3	5592	36.17	4	1500	9.70	0	0	0.00	7	7092	45.87
LABOR ORGANIZATION	3	6600	28.53	0	0	0.00	0	0	0.00	3	6600	28.53
NO CONNECTED ORG.	6	3484	3.51	27	8484	8.55	0	0	0.00	33	11968	12.06
TRADE/MEMBER/HEALTH	5	28821	4.79	20	66504	11.05	0	0	0.00	25	95325	15.84
COOPERATIVE	0	0	0.00	0	0	0.00	0	0	0.00	0	0	0.00
CORPORATION W/O STOCK	2	1366	7.92	3	8415	48.76	0	0	0.00	5	9781	56.68
TOTALS	19	45863	6.06	54	84903	11.22	0	0	0.00	73	130766	17.28

TABLE K

EXPENDITURES ON BEHALF OF CANDIDATES FROM POLITICAL COMMITTEES BY OFFICE,  
INCUMBENT/CHALLENGER-OTHER/OPEN-SEAT CANDIDATE STATUS, AND PARTY

NON-PARTY												
**HOUSE**												
OPEN-SEAT												
COMMITTEE GROUPS	#	DEMOCRATIC \$	%	#	REPUBLICAN \$	%	#	OTHER \$	%	#	SUBTOTAL \$	%
CORPORATION	1	985	6.37	1	250	1.62	0	0	0.00	2	1235	7.99
LABOR ORGANIZATION	1	504	2.18	1	187	0.81	0	0	0.00	2	691	2.99
NO CONNECTED ORG.	9	7293	7.35	14	9562	9.63	0	0	0.00	23	16855	16.98
TRADE/MEMBER/HEALTH	3	8799	1.46	16	40375	6.71	0	0	0.00	19	49174	8.17
COOPERATIVE	0	0	0.00	0	0	0.00	0	0	0.00	0	0	0.00
CORPORATION W/O STOCK	0	0	0.00	0	0	0.00	0	0	0.00	0	0	0.00
TOTALS	14	17581	2.32	32	50374	6.65	0	0	0.00	46	67955	8.98

COMMITTEE GROUPS	#	GRAND TOTAL \$	%
CORPORATION	21	15462	100.00
LABOR ORGANIZATION	15	23133	100.00
NO CONNECTED ORG.	140	99267	100.00
TRADE/MEMBER/HEALTH	168	601829	100.00
COOPERATIVE	0	0	0.00
CORPORATION W/O STOCK	9	17258	100.00
TOTALS	353	756949	100.00



TABLE K

EXPENDITURES ON BEHALF OF CANDIDATES FROM POLITICAL COMMITTEES BY OFFICE,  
INCUMBENT/CHALLENGER-OTHER/OPEN-SEAT CANDIDATE STATUS, AND PARTY

## NON-PARTY

## \*\*ALL FEDERAL CANDIDATES\*\*

## INCUMBENT

COMMITTEE GROUPS	DEMOCRATIC			REPUBLICAN			OTHER			SUBTOTAL		
	#	\$	%	#	\$	%	#	\$	%	#	\$	%
CORPORATION	9	5854	27.63	7	4759	22.46	0	0	0.00	16	10613	50.08
LABOR ORGANIZATION	11	17445	65.71	2	1187	4.47	0	0	0.00	13	18632	70.18
NO CONNECTED ORG.	39	63150	16.87	82	150015	40.07	0	0	0.00	121	213165	56.94
TRADE/MEMBER/HEALTH	45	194064	24.11	107	401005	49.82	0	0	0.00	152	595069	73.93
COOPERATIVE	2	2000	33.51	1	2000	33.51	0	0	0.00	3	4000	67.02
CORPORATION W/O STOCK	3	3441	19.94	1	4036	23.39	0	0	0.00	4	7477	43.32
TOTALS	109	285954	22.87	200	563002	45.03	0	0	0.00	309	848956	67.90

## CHALLENGER-OTHER

COMMITTEE GROUPS	DEMOCRATIC			REPUBLICAN			OTHER			SUBTOTAL		
	#	\$	%	#	\$	%	#	\$	%	#	\$	%
CORPORATION	4	7092	33.47	5	2000	9.44	0	0	0.00	9	9092	42.91
LABOR ORGANIZATION	5	7227	27.22	0	0	0.00	0	0	0.00	5	7227	27.22
NO CONNECTED ORG.	11	5021	1.34	43	107600	28.74	0	0	0.00	54	112621	30.08
TRADE/MEMBER/HEALTH	7	39751	4.94	27	83208	10.34	0	0	0.00	34	122959	15.28
COOPERATIVE	0	0	0.00	0	0	0.00	0	0	0.00	0	0	0.00
CORPORATION W/O STOCK	2	1366	7.92	3	8415	48.76	0	0	0.00	5	9781	56.68
TOTALS	29	60457	4.84	78	201223	16.09	0	0	0.00	107	261680	20.93

TABLE K

EXPENDITURES ON BEHALF OF CANDIDATES FROM POLITICAL COMMITTEES BY OFFICE,  
INCUMBENT/CHALLENGER-OTHER/OPEN-SEAT CANDIDATE STATUS, AND PARTY

## NON-PARTY

## \*\*ALL FEDERAL CANDIDATES\*\*

## OPEN-SEAT

COMMITTEE GROUPS	#	DEMOCRATIC		#	REPUBLICAN		#	OTHER		#	SUBTOTAL	
		\$	%		\$	%		\$	%		\$	%
CORPORATION	1	985	4.65	2	500	2.36	0	0	0.00	3	1485	7.01
LABOR ORGANIZATION	1	504	1.90	1	187	0.70	0	0	0.00	2	691	2.60
NO CONNECTED ORG.	14	11488	3.07	24	37090	9.91	0	0	0.00	38	48578	12.98
TRADE/MEMBER/HEALTH	4	23689	2.94	20	63179	7.85	0	0	0.00	24	86868	10.79
COOPERATIVE	0	0	0.00	1	1968	32.98	0	0	0.00	1	1968	32.98
CORPORATION W/O STOCK	0	0	0.00	0	0	0.00	0	0	0.00	0	0	0.00
TOTALS	20	36666	2.93	48	102924	8.23	0	0	0.00	68	139590	11.17

COMMITTEE GROUPS	#	GRAND TOTAL	
		\$	%
CORPORATION	28	21190	100.00
LABOR ORGANIZATION	20	26550	100.00
NO CONNECTED ORG.	213	374364	100.00
TRADE/MEMBER/HEALTH	210	804896	100.00
COOPERATIVE	4	5968	100.00
CORPORATION W/O STOCK	9	17258	100.00
TOTALS	484	1250226	100.00

12

TABLE L

INDEPENDENT EXPENDITURES AGAINST CANDIDATES BY POLITICAL COMMITTEES  
BY CANDIDATES' PARTY  
NON-PARTY

COMMITTEE GROUPS	DEMOCRATIC			REPUBLICAN		
	#	\$	%	#	\$	%
CORPORATION	1	1368	100.00	0	0	.00
LABOR ORGANIZATION	0	0	.00	0	0	.00
NO CONNECTED ORGANIZATION	85	3952097	87.63	34	557910	12.37
TRADE/MEMBERSHIP/HEALTH	5	471	6.23	1	7090	93.77
COOPERATIVE	0	0	.00	0	0	.00
CORPORATION WITHOUT STOCK	2	543	100.00	0	0	.00
TOTALS	93	3954479	87.50	35	565000	12.50

COMMITTEE GROUPS	OTHER			TOTALS			COMMIT MAKING EXPEND	
	#	\$	%	#	\$	%	#	%
CORPORATION	0	0	.00	1	1368	100.00	1	.06
LABOR ORGANIZATION	0	0	.00	0	0	.00	0	.00
NO CONNECTED ORGANIZATION	0	0	.00	119	4510007	100.00	18	1.99
TRADE/MEMBERSHIP/HEALTH	0	0	.00	6	7561	100.00	3	.45
COOPERATIVE	0	0	.00	0	0	.00	0	.00
CORPORATION WITHOUT STOCK	0	0	.00	2	543	100.00	2	1.82
TOTALS	0	0	.00	128	4519479	100.00	24	.65

TABLE M

**INDEPENDENT EXPENDITURES AGAINST CANDIDATES BY POLITICAL COMMITTEES BY OFFICE,  
INCUMBENT/CHALLENGER-OTHER/OPEN-SEAT CANDIDATE STATUS, AND PARTY**

**NON-PARTY**

**\*\*PRESIDENT\*\***

**INCUMBENT**

COMMITTEE GROUPS	DEMOCRATIC			REPUBLICAN			OTHER			SUBTOTAL		
	#	\$	%	#	\$	%	#	\$	%	#	\$	%
CORPORATION	0	0	0.00	0	0	0.00	0	0	0.00	0	0	0.00
LABOR ORGANIZATION	0	0	0.00	0	0	0.00	0	0	0.00	0	0	0.00
NO CONNECTED ORG.	0	0	0.00	0	0	0.00	0	0	0.00	0	0	0.00
TRADE/MEMBER/HEALTH	0	0	0.00	0	0	0.00	0	0	0.00	0	0	0.00
COOPERATIVE	0	0	0.00	0	0	0.00	0	0	0.00	0	0	0.00
CORPORATION W/O STOCK	0	0	0.00	0	0	0.00	0	0	0.00	0	0	0.00
<b>TOTALS</b>	<b>0</b>	<b>0</b>	<b>0.00</b>	<b>0</b>	<b>0</b>	<b>0.00</b>	<b>0</b>	<b>0</b>	<b>0.00</b>	<b>0</b>	<b>0</b>	<b>0.00</b>

**CHALLENGER-OTHER**

COMMITTEE GROUPS	DEMOCRATIC			REPUBLICAN			OTHER			SUBTOTAL		
	#	\$	%	#	\$	%	#	\$	%	#	\$	%
CORPORATION	0	0	0.00	0	0	0.00	0	0	0.00	0	0	0.00
LABOR ORGANIZATION	0	0	0.00	0	0	0.00	0	0	0.00	0	0	0.00
NO CONNECTED ORG.	2	1516	100.00	0	0	0.00	0	0	0.00	2	1516	100.00
TRADE/MEMBER/HEALTH	1	375	100.00	0	0	0.00	0	0	0.00	1	375	100.00
COOPERATIVE	0	0	0.00	0	0	0.00	0	0	0.00	0	0	0.00
CORPORATION W/O STOCK	0	0	0.00	0	0	0.00	0	0	0.00	0	0	0.00
<b>TOTALS</b>	<b>3</b>	<b>1891</b>	<b>100.00</b>	<b>0</b>	<b>0</b>	<b>0.00</b>	<b>0</b>	<b>0</b>	<b>0.00</b>	<b>3</b>	<b>1891</b>	<b>100.00</b>

TABLE M

INDEPENDENT EXPENDITURES AGAINST CANDIDATES BY POLITICAL COMMITTEES BY OFFICE,  
INCUMBENT/CHALLENGER-OTHER/OPEN-SEAT CANDIDATE STATUS, AND PARTY

NON-PARTY

\*\*PRESIDENT\*\*

OPEN-SEAT

COMMITTEE GROUPS	DEMOCRATIC			REPUBLICAN			OTHER			SUBTOTAL		
	#	\$	%	#	\$	%	#	\$	%	#	\$	%
CORPORATION	0	0	0.00	0	0	0.00	0	0	0.00	0	0	0.00
LABOR ORGANIZATION	0	0	0.00	0	0	0.00	0	0	0.00	0	0	0.00
NO CONNECTED ORG.	0	0	0.00	0	0	0.00	0	0	0.00	0	0	0.00
TRADE/MEMBER/HEALTH	0	0	0.00	0	0	0.00	0	0	0.00	0	0	0.00
COOPERATIVE	0	0	0.00	0	0	0.00	0	0	0.00	0	0	0.00
CORPORATION W/O STOCK	0	0	0.00	0	0	0.00	0	0	0.00	0	0	0.00
TOTALS	0	0	0.00	0	0	0.00	0	0	0.00	0	0	0.00

COMMITTEE GROUPS	GRAND TOTAL		
	#	\$	%
CORPORATION	0	0	0.00
LABOR ORGANIZATION	0	0	0.00
NO CONNECTED ORG.	2	1516	100.00
TRADE/MEMBER/HEALTH	1	375	100.00
COOPERATIVE	0	0	0.00
CORPORATION W/O STOCK	0	0	0.00
TOTALS	3	1891	100.00

TABLE M

INDEPENDENT EXPENDITURES AGAINST CANDIDATES BY POLITICAL COMMITTEES BY OFFICE,  
INCUMBENT/CHALLENGER-OTHER/OPEN-SEAT CANDIDATE STATUS, AND PARTY

NON-PARTY

\*\*SENATE\*\*

INCUMBENT

COMMITTEE GROUPS	#	DEMOCRATIC		#	REPUBLICAN		#	OTHER		#	SUBTOTAL	
		\$	%		\$	%		\$	%		\$	%
CORPORATION	0	0	0.00	0	0	0.00	0	0	0.00	0	0	0.00
LABOR ORGANIZATION	0	0	0.00	0	0	0.00	0	0	0.00	0	0	0.00
NO CONNECTED ORG.	36	3010046	84.02	18	483148	13.49	0	0	0.00	54	3493194	97.51
TRADE/MEMBER/HEALTH	0	0	0.00	1	7090	100.00	0	0	0.00	1	7090	100.00
COOPERATIVE	0	0	0.00	0	0	0.00	0	0	0.00	0	0	0.00
CORPORATION W/O STOCK	1	108	100.00	0	0	0.00	0	0	0.00	1	108	100.00
<b>TOTALS</b>	<b>37</b>	<b>3010154</b>	<b>83.86</b>	<b>19</b>	<b>490238</b>	<b>13.66</b>	<b>0</b>	<b>0</b>	<b>0.00</b>	<b>56</b>	<b>3500392</b>	<b>97.51</b>

CHALLENGER-OTHER

COMMITTEE GROUPS	#	DEMOCRATIC		#	REPUBLICAN		#	OTHER		#	SUBTOTAL	
		\$	%		\$	%		\$	%		\$	%
CORPORATION	0	0	0.00	0	0	0.00	0	0	0.00	0	0	0.00
LABOR ORGANIZATION	0	0	0.00	0	0	0.00	0	0	0.00	0	0	0.00
NO CONNECTED ORG.	9	18384	0.51	0	0	0.00	0	0	0.00	9	18384	0.51
TRADE/MEMBER/HEALTH	0	0	0.00	0	0	0.00	0	0	0.00	0	0	0.00
COOPERATIVE	0	0	0.00	0	0	0.00	0	0	0.00	0	0	0.00
CORPORATION W/O STOCK	0	0	0.00	0	0	0.00	0	0	0.00	0	0	0.00
<b>TOTALS</b>	<b>9</b>	<b>18384</b>	<b>0.51</b>	<b>0</b>	<b>0</b>	<b>0.00</b>	<b>0</b>	<b>0</b>	<b>0.00</b>	<b>9</b>	<b>18384</b>	<b>0.51</b>

TABLE M

INDEPENDENT EXPENDITURES AGAINST CANDIDATES BY POLITICAL COMMITTEES BY OFFICE,  
INCUMBENT/CHALLENGER-OTHER/OPEN-SEAT CANDIDATE STATUS, AND PARTY

NON-PARTY												
**SENATE**												
OPEN-SEAT												
COMMITTEE GROUPS	#	DEMOCRATIC \$	%	#	REPUBLICAN \$	%	#	OTHER \$	%	#	SUBTOTAL \$	%
CORPORATION	0	0	0.00	0	0	0.00	0	0	0.00	0	0	0.00
LABOR ORGANIZATION	0	0	0.00	0	0	0.00	0	0	0.00	0	0	0.00
NO CONNECTED ORG.	3	70828	1.98	0	0	0.00	0	0	0.00	3	70828	1.98
TRADE/MEMBER/HEALTH	0	0	0.00	0	0	0.00	0	0	0.00	0	0	0.00
COOPERATIVE	0	0	0.00	0	0	0.00	0	0	0.00	0	0	0.00
CORPORATION W/O STOCK	0	0	0.00	0	0	0.00	0	0	0.00	0	0	0.00
TOTALS	3	70828	1.97	0	0	0.00	0	0	0.00	3	70828	1.97

COMMITTEE GROUPS	#	GRAND TOTAL \$	%
CORPORATION	0	0	0.00
LABOR ORGANIZATION	0	0	0.00
NO CONNECTED ORG.	66	3582406	100.00
TRADE/MEMBER/HEALTH	1	7090	100.00
COOPERATIVE	0	0	0.00
CORPORATION W/O STOCK	1	108	100.00
TOTALS	68	3589604	100.00



TABLE M

INDEPENDENT EXPENDITURES AGAINST CANDIDATES BY POLITICAL COMMITTEES BY OFFICE,  
INCUMBENT/CHALLENGER-OTHER/OPEN-SEAT CANDIDATE STATUS, AND PARTY

## NON-PARTY

## \*\*HOUSE\*\*

## INCUMBENT

COMMITTEE GROUPS	DEMOCRATIC			REPUBLICAN			OTHER			SUBTOTAL		
	#	\$	%	#	\$	%	#	\$	%	#	\$	%
CORPORATION	1	1388	100.00	0	0	0.00	0	0	0.00	1	1388	100.00
LABOR ORGANIZATION	0	0	0.00	0	0	0.00	0	0	0.00	0	0	0.00
NO CONNECTED ORG.	32	847471	91.51	15	73995	7.99	0	0	0.00	47	921466	99.50
TRADE/MEMBER/HEALTH	3	24	25.00	0	0	0.00	0	0	0.00	3	24	25.00
COOPERATIVE	0	0	0.00	0	0	0.00	0	0	0.00	0	0	0.00
CORPORATION W/O STOCK	1	435	100.00	0	0	0.00	0	0	0.00	1	435	100.00
TOTALS	37	849298	91.52	15	73995	7.97	0	0	0.00	52	923293	99.49

## CHALLENGER-OTHER

COMMITTEE GROUPS	DEMOCRATIC			REPUBLICAN			OTHER			SUBTOTAL		
	#	\$	%	#	\$	%	#	\$	%	#	\$	%
CORPORATION	0	0	0.00	0	0	0.00	0	0	0.00	0	0	0.00
LABOR ORGANIZATION	0	0	0.00	0	0	0.00	0	0	0.00	0	0	0.00
NO CONNECTED ORG.	2	3778	0.41	0	0	0.00	0	0	0.00	2	3778	0.41
TRADE/MEMBER/HEALTH	1	72	75.00	0	0	0.00	0	0	0.00	1	72	75.00
COOPERATIVE	0	0	0.00	0	0	0.00	0	0	0.00	0	0	0.00
CORPORATION W/O STOCK	0	0	0.00	0	0	0.00	0	0	0.00	0	0	0.00
TOTALS	3	3848	0.41	0	0	0.00	0	0	0.00	3	3848	0.41

TABLE M

INDEPENDENT EXPENDITURES AGAINST CANDIDATES BY POLITICAL COMMITTEES BY OFFICE,  
INCUMBENT/CHALLENGER-OTHER/OPEN-SEAT CANDIDATE STATUS, AND PARTY

NON-PARTY												
**HOUSE**												
OPEN-SEAT												
COMMITTEE GROUPS	#	DEMOCRATIC		#	REPUBLICAN		#	OTHER		#	SUBTOTAL	
		\$	%		\$	%		\$	%		\$	%
CORPORATION	0	0	0.00	0	0	0.00	0	0	0.00	0	0	0.00
LABOR ORGANIZATION	0	0	0.00	0	0	0.00	0	0	0.00	0	0	0.00
NO CONNECTED ORG.	1	76	0.01	1	787	0.08	0	0	0.00	2	843	0.09
TRADE/MEMBER/HEALTH	0	0	0.00	0	0	0.00	0	0	0.00	0	0	0.00
COOPERATIVE	0	0	0.00	0	0	0.00	0	0	0.00	0	0	0.00
CORPORATION W/O STOCK	0	0	0.00	0	0	0.00	0	0	0.00	0	0	0.00
TOTALS	1	76	0.01	1	787	0.08	0	0	0.00	2	843	0.09

COMMITTEE GROUPS	#	GRAND TOTAL	
		\$	%
CORPORATION	1	1368	100.00
LABOR ORGANIZATION	0	0	0.00
NO CONNECTED ORG.	51	926085	100.00
TRADE/MEMBER/HEALTH	4	98	100.00
COOPERATIVE	0	0	0.00
CORPORATION W/D STOCK	1	435	100.00
TOTALS	57	927984	100.00

TABLE M

INDEPENDENT EXPENDITURES AGAINST CANDIDATES BY POLITICAL COMMITTEES BY OFFICE,  
INCUMBENT/CHALLENGER-OTHER/OPEN-SEAT CANDIDATE STATUS, AND PARTY

## NON-PARTY

## \*\*ALL FEDERAL CANDIDATES\*\*

## INCUMBENT

COMMITTEE GROUPS	#	DEMOCRATIC		#	REPUBLICAN		#	OTHER		#	SUBTOTAL	
		\$	%		\$	%		\$	%		\$	%
CORPORATION	1	1368	100.00	0	0	0.00	0	0	0.00	1	1368	100.00
LABOR ORGANIZATION	0	0	0.00	0	0	0.00	0	0	0.00	0	0	0.00
NO CONNECTED ORG.	68	3857517	85.53	33	557143	12.35	0	0	0.00	101	4414660	97.89
TRADE/MEMBER/HEALTH	3	24	0.32	1	7090	93.77	0	0	0.00	4	7114	94.09
COOPERATIVE	0	0	0.00	0	0	0.00	0	0	0.00	0	0	0.00
CORPORATION W/O STOCK	2	543	100.00	0	0	0.00	0	0	0.00	2	543	100.00
TOTALS	74	3859452	85.40	34	564233	12.48	0	0	0.00	108	4423685	97.88

## CHALLENGER-OTHER

COMMITTEE GROUPS	#	DEMOCRATIC		#	REPUBLICAN		#	OTHER		#	SUBTOTAL	
		\$	%		\$	%		\$	%		\$	%
CORPORATION	0	0	0.00	0	0	0.00	0	0	0.00	0	0	0.00
LABOR ORGANIZATION	0	0	0.00	0	0	0.00	0	0	0.00	0	0	0.00
NO CONNECTED ORG.	13	23676	0.52	0	0	0.00	0	0	0.00	13	23676	0.52
TRADE/MEMBER/HEALTH	2	447	5.91	0	0	0.00	0	0	0.00	2	447	5.91
COOPERATIVE	0	0	0.00	0	0	0.00	0	0	0.00	0	0	0.00
CORPORATION W/O STOCK	0	0	0.00	0	0	0.00	0	0	0.00	0	0	0.00
TOTALS	15	24123	0.53	0	0	0.00	0	0	0.00	15	24123	0.53

TABLE M  
-----INDEPENDENT EXPENDITURES AGAINST CANDIDATES BY POLITICAL COMMITTEES BY OFFICE,  
INCUMBENT/CHALLENGER-OTHER/OPEN-SEAT CANDIDATE STATUS, AND PARTY

## NON-PARTY

## \*\*ALL FEDERAL CANDIDATES\*\*

## OPEN-SEAT

COMMITTEE GROUPS	#	DEMOCRATIC \$	%	#	REPUBLICAN \$	%	#	OTHER \$	%	#	SUBTOTAL \$	%
CORPORATION	0	0	0.00	0	0	0.00	0	0	0.00	0	0	0.00
LABOR ORGANIZATION	0	0	0.00	0	0	0.00	0	0	0.00	0	0	0.00
NO CONNECTED ORG.	4	70904	1.57	1	767	0.02	0	0	0.00	5	71671	1.59
TRADE/MEMBER/HEALTH	0	0	0.00	0	0	0.00	0	0	0.00	0	0	0.00
COOPERATIVE	0	0	0.00	0	0	0.00	0	0	0.00	0	0	0.00
CORPORATION W/O STOCK	0	0	0.00	0	0	0.00	0	0	0.00	0	0	0.00
TOTALS	4	70904	1.57	1	767	0.02	0	0	0.00	5	71671	1.59

COMMITTEE GROUPS	#	GRAND TOTAL \$	%
CORPORATION	1	1368	100.00
LABOR ORGANIZATION	0	0	0.00
NO CONNECTED ORG.	119	4510007	100.00
TRADE/MEMBER/HEALTH	6	7561	100.00
COOPERATIVE	0	0	0.00
CORPORATION W/O STOCK	2	543	100.00
TOTALS	128	4519479	100.00